

Michelin Le Mans Cup

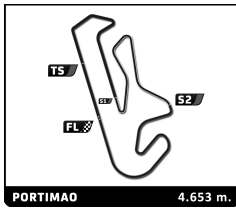
Portimao Round

Qualifying Practice - LMP3

Sector Analysis

Lap under Red Flag Invalidated Lap Personal Best Session Best B Crossing the pit lane

Lap	D	Time	Sector 1	Sector 2	Sector 3	T. Spd	Elapsed	Lap	D	Time	Sector 1	Sector 2	Sector 3	T. Spd	Elapsed	
2	United Autosports 1.Shaun LYNN 2.Max LYNN							Ligier JS P320 - Nissan LMP3								
	1	1	2:03.575	49.390	35.014	39.171		2:03.575	8	1	1:39.695	31.320	31.761	36.614	269.3	18:03.769
	2	1	1:44.043	33.669	33.025	37.349	264.7	3:47.618	9	1	1:39.780	31.307	31.747	36.726	270.7	19:43.549
	3	1	1:40.611	31.681	32.293	36.637	268.0	5:28.229								
	4	1	3:25.032 B	1:05.782	1:02.342	1:16.908	101.1	8:53.261								
	5	1	2:50.483	1:41.142	32.561	36.780		11:43.744								
	6	1	1:41.187	31.882	32.543	36.762	265.4	13:24.931								
	7	1	1:41.069	31.565	32.371	37.133	266.7	15:06.000								
	8	1	1:40.930	31.725	32.345	36.860	265.4	16:46.930								
	9	1	1:41.423	32.081	32.398	36.944	265.4	18:28.353								
10	1	1:46.179	31.475	33.049	41.655	268.7	20:14.532									
3	DKR Engineering 1.Jon BROWNSON 2.Laurents HORR							Duqueine M30 - D08 - Nissan LMP3								
	1	1	2:25.797	1:07.823	37.274	40.700		2:25.797								
	2	1	1:46.065	34.054	34.305	37.706	257.8	4:11.862								
3	1	3:32.565 B	32.144	1:40.460	1:19.961	266.0	7:44.427									
4	Nielsen Racing 1.John MELSOM 2.Matthew BELL							Duqueine M30 - D08 - Nissan LMP3								
	1	1	3:36.170	2:16.666	38.784	40.720		3:36.170								
	2	1	1:47.527	34.737	33.744	39.046	243.2	5:23.697								
	3	1	3:13.416 B	53.996	1:01.856	1:17.564	213.0	8:37.113								
	4	1	2:47.541	1:31.698	33.937	41.906		11:24.654								
	5	1	1:41.742	32.233	32.635	36.874	268.0	13:06.396								
	6	1	1:44.028	31.498	33.257	39.273	272.7	14:50.424								
	7	1	1:48.207	35.937	33.268	39.002	274.1	16:38.631								
	8	1	1:40.491	31.350	32.619	36.522	268.7	18:19.122								
9	1	2:00.213 B	33.025	33.598	53.590	274.8	20:19.335									
6	ANS Motorsport 1.Jonathan BROSSARD 2.Nicolas SCHATZ							Ligier JS P320 - Nissan LMP3								
	1	1	2:14.364	58.774	36.218	39.372		2:14.364								
	2	1	1:45.099	33.487	33.816	37.796	262.8	3:59.463								
	3	1	1:55.250 B	32.209	32.843	50.198	269.3	5:54.713								
	4	1	5:08.165	3:58.415	32.927	36.823		11:02.878								
	5	1	1:40.931	31.841	32.384	36.706	271.4	12:43.809								
	6	1	1:41.092	31.773	32.535	36.784	272.7	14:24.901								
	7	1	1:41.094	31.832	32.588	36.674	271.4	16:05.995								
	8	1	1:41.273	31.690	32.484	37.099	273.4	17:47.268								
9	1	1:41.168	31.932	32.348	36.888	274.1	19:28.436									
7	Nielsen Racing 1.Anthony WELLS 2.Colin NOBLE							Ligier JS P320 - Nissan LMP3								
	1	1	3:20.654	2:04.326	33.822	42.506		3:20.654								
	2	1	1:41.836	31.874	31.876	38.086	266.7	5:02.490								
	3	1	2:47.627 B	31.603	59.005	1:17.019	270.0	7:50.117								
	4	1	3:30.755	2:12.472	35.875	42.408		11:20.872								
	5	1	1:39.938	31.607	31.634	36.697	268.7	13:00.810								
	6	1	1:43.264	32.340	33.682	37.242	270.0	14:44.074								
7	1	1:40.000	31.415	31.992	36.593	270.0	16:24.074									
9	AT Racing Team 1.Alexander TALKANITSA 2.Alexander TALKA JR							Ligier JS P320 - Nissan LMP3								
	1	1	2:15.096	59.743	35.923	39.430		2:15.096								
	2	1	1:45.801	33.256	34.309	38.236	265.4	4:00.897								
	3	1	2:00.823 B	31.956	32.428	56.439	269.3	6:01.720								
	4	1	5:04.231	3:52.462	32.328	39.441		11:05.951								
	5	1	1:40.668	31.718	32.229	36.721	268.0	12:46.619								
	6	1	1:40.447	31.648	32.211	36.588	270.0	14:27.066								
	7	1	1:40.539	31.720	32.455	36.364	269.3	16:07.605								
	8	1	1:40.713	31.778	32.500	36.435	270.7	17:48.318								
9	1	1:41.689	32.023	32.500	37.166	271.4	19:30.007									
10	Racing Spirit of Leman 1.Alexander MATTSCHULL 2.Tom DILLMANN							Ligier JS P320 - Nissan LMP3								
	1	1	3:04.829	1:53.370	34.182	37.277		3:04.829								
	2	1	1:39.707	31.468	31.840	36.399	265.4	4:44.536								
	3	1	2:39.823 B	31.128	49.544	1:19.151	270.0	7:24.359								
	4	1	3:53.340	2:37.893	35.787	39.660		11:17.699								
	5	1	1:41.461	31.130	31.823	38.508	268.7	12:59.160								
	6	1	1:49.052	38.096	33.554	37.402	235.3	14:48.212								
	7	1	1:42.571	31.117	33.426	38.028	270.0	16:30.783								
	8	1	1:38.497	31.052	31.571	35.874	268.7	18:09.280								
9	1	2:05.998 B	31.538	35.779	58.681	271.4	20:15.278									
11	WTM Racing 1.Torsten KRATZ 2.Leonard WEISS							Duqueine M30 - D08 - Nissan LMP3								
	1	1	1:55.060	41.407	35.660	37.993		1:55.060								
	2	1	1:43.019	32.305	32.664	38.050	277.6	3:38.079								
	3	1	1:39.574	31.203	31.715	36.656	276.9	5:17.653								
	4	1	3:01.409 B	50.441	1:00.561	1:10.407	280.5	8:19.062								
	5	1	3:58.464	2:44.818	37.257	36.389		12:17.526								
	6	1	1:38.591	31.040	31.732	35.819	274.8	13:56.117								
	7	1	1:38.394	31.014	31.506	35.874	276.9	15:34.511								
	8	1	1:38.294	31.024	31.500	35.770	277.6	17:12.805								
9	1	1:38.710	30.994	31.502	36.214	277.6	18:51.515									
13	Haegeli by T2 Racing 1.Pieder DECURTINS 2.Marc BASSENG							Duqueine M30 - D08 - Nissan LMP3								
	1	1	1:54.046	40.738	34.802	38.506		1:54.046								
	2	1	1:45.028	33.943	32.805	38.280	264.7	3:39.074								
	3	1	1:41.032	31.611	32.264	37.157	274.8	5:20.106								
	4	1	3:09.120 B	50.511	1:01.082	1:17.527	274.8	8:29.226								
	5	1	2:31.330	1:22.139	32.251	36.940		11:00.556								
	6	1	1:40.565	31.505	32.201	36.859	272.0	12:41.121								
	7	1	1:40.533	31.381	32.279	36.873	274.1	14:21.654								
	8	1	1:40.482	31.345	32.334	36.803	274.8	16:02.136								
	9	1	1:42.385	31.777	33.653	37.955	274.1	17:45.521								
10	1	1:41.007	31.419	32.285	37.303	274.1	19:26.528									



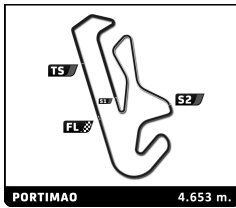
Michelin Le Mans Cup

Portimao Round

Qualifying Practice - LMP3

Sector Analysis

Lap under Red Flag											Invalidated Lap	Personal Best	Session Best	B Crossing the pit lane		
Lap	D	Time	Sector 1	Sector 2	Sector 3	T. Spd	Elapsed	Lap	D	Time	Sector 1	Sector 2	Sector 3	T. Spd	Elapsed	
14		DKR Engineering					Duqueine M30 - D08 - Nissan					LMP3				
		1. James WINSLOW														
		2. Alexander BUKHANTSOV														
1	2	3:31.239	2:16.397	35.961	38.881		3:31.239	2	1	1:42.694	32.188	33.301	37.205	262.8	3:53.984	
2	2	1:42.594	32.516	32.988	37.090	262.8	5:13.833	3	1	1:54.509 B	31.854	32.488	50.167	267.3	5:48.493	
3	2	3:01.628 B	45.860	1:00.627	1:15.141	268.0	8:15.461	4	1	5:13.614	4:03.028	33.623	36.963		11:02.107	
4	2	3:02.816	1:51.085	33.412	38.319		11:18.277	5	1	1:41.086	31.922	32.413	36.751	265.4	12:43.193	
5	2	1:40.826	31.715	32.109	37.002	267.3	12:59.103	6	1	1:41.139	31.847	32.501	36.791	266.0	14:24.332	
6	2	1:40.096	31.234	31.966	36.896	271.4	14:39.199	7	1	1:41.030	31.793	32.627	36.610	266.7	16:05.362	
7	2	1:41.358	32.039	32.492	36.827	271.4	16:20.557	8	1	1:41.604	31.788	32.680	37.136	266.0	17:46.966	
8	2	1:40.539	31.413	32.242	36.884	270.7	18:01.096	9	1	1:56.552 B	36.212	34.074	46.266	267.3	19:43.518	
9	2	1:40.186	31.302	32.083	36.801	271.4	19:41.282									
17		IDEC Sport					Ligier JS P320 - Nissan					LMP3				
		1. Patrice LAFARGUE														
		2. Dino LUNARDI														
1	1	2:32.994	1:17.475	36.256	39.263		2:32.994	1	1	2:19.703	1:02.528	37.411	39.764		2:19.703	
2	1	1:42.084	32.311	32.636	37.137	267.3	4:15.078	2	1	1:46.323	32.541	33.076	40.706	261.5	4:06.026	
3	1	2:12.354 B	31.808	32.357	1:08.189	272.0	6:27.432	3	1	1:59.414 B	32.264	33.275	53.875	265.4	6:05.440	
4	1	4:45.007	3:31.458	34.735	38.814		11:12.439	4	1	5:26.521	3:58.087	37.847	50.587		11:31.961	
5	1	1:57.447	31.865	46.199	39.383	271.4	13:09.886	5	1	1:43.792	32.407	33.099	38.286	262.8	13:15.753	
6	1	1:43.778	31.794	32.572	39.412	270.7	14:53.664	6	1	1:42.397	32.234	32.605	37.558	267.3	14:58.150	
7	1	1:46.425	35.174	33.016	38.235	250.6	16:40.089	7	1	1:42.560	31.943	32.816	37.801	267.3	16:40.710	
8	1	1:42.147	32.211	32.645	37.291	268.7	18:22.236	8	1	2:02.482	40.627	37.614	44.241	215.6	18:43.192	
9	1	2:01.388 B	32.007	35.509	53.872	269.3	20:23.624	9	1	1:42.377	32.063	32.614	37.700	266.7	20:25.569	
20		Optimum Motorsport					Duqueine M30 - D08 - Nissan					LMP3				
		1. Mark CRADER														
		2. Alex MORTIMER														
1	1	2:06.312	53.422	34.493	38.397		2:06.312	1	1	1:56.356	41.388	36.525	38.443		1:56.356	
2	1	1:43.006	32.769	32.842	37.395	270.7	3:49.318	2	1	1:45.275	32.469	32.638	40.168	268.7	3:41.631	
3	1	1:56.919 B	32.025	32.525	52.369	273.4	5:46.237	3	1	1:40.992	31.761	32.249	36.982	270.7	5:22.623	
4	1	5:11.817	4:01.602	33.104	37.111		10:58.054	4	1	3:13.536 B	53.088	1:02.094	1:18.354	271.4	8:36.159	
5	1	1:40.868	31.629	32.330	36.909	271.4	12:38.922	5	1	3:22.512	2:11.884	33.121	37.507		11:58.671	
6	1	1:41.368	31.549	32.402	37.417	274.8	14:20.290	6	1	1:40.704	31.550	32.214	36.940	269.3	13:39.375	
7	1	1:41.453	31.701	32.456	37.296	271.4	16:01.743	7	1	1:40.356	31.435	32.267	36.654	271.4	15:19.731	
8	1	1:41.605	31.780	32.451	37.374	272.7	17:43.348	8	1	1:40.128	31.712	31.818	36.598	270.0	16:59.859	
9	1	1:41.677	31.808	32.556	37.313	271.4	19:25.025	9	1	1:40.336	31.612	32.117	36.607	270.0	18:40.195	
10	1							10	1	1:40.329	31.795	32.058	36.476	272.0	20:20.524	
22		United Autosports					Ligier JS P320 - Nissan					LMP3				
		1. Andres LATORRE														
		2. Garnet PATTERSON														
1	1	2:04.812	48.766	36.520	39.526		2:04.812	1	2	1:54.099	41.048	34.904	38.147		1:54.099	
2	1	1:43.857	32.803	33.364	37.690	264.7	3:48.669	2	2	1:41.913	32.192	32.883	36.838	266.0	3:36.012	
3	1	1:41.619	31.750	32.414	37.455	268.0	5:30.288	3	2	1:40.491	31.216	31.564	37.711	269.3	5:16.503	
4	1	3:24.551 B	1:04.610	1:02.288	1:17.653	131.2	8:54.839	4	2	3:00.056 B	46.094	1:01.492	1:12.470	270.7	8:16.559	
5	1	2:30.718	1:16.908	32.612	41.198		11:25.557	5	2	3:37.117	2:27.313	32.342	37.462		11:53.676	
6	1	1:42.719	32.180	33.000	37.539	266.7	13:08.276	6	2	1:38.812	31.034	31.631	36.147	268.0	13:32.488	
7	1	1:41.639	31.627	32.112	37.900	267.3	14:49.915	7	2	1:40.846	31.270	31.695	37.881	270.7	15:13.334	
8	1	1:42.074	31.852	32.499	37.723	266.7	16:31.989	8	2	1:41.548	30.999	33.037	37.512	270.0	16:54.882	
9	1	1:41.805	31.893	32.601	37.311	265.4	18:13.794	9	2	1:39.997	31.214	32.058	36.725	270.0	18:34.879	
10	1	2:18.813 B	41.586	41.047	56.180	267.3	20:32.607	10	2	1:39.544	31.161	32.007	36.376	270.7	20:14.423	
23		United Autosports					Ligier JS P320 - Nissan					LMP3				
		1. John SCHAUERMAN														
		2. Wayne BOYD														
1	1	2:11.290	57.298	35.992	38.000		2:11.290	1	1	2:35.224	1:19.432	36.408	39.384		2:35.224	
2	1	1:42.660	32.356	32.693	37.611	263.4	4:17.884	2	1	1:42.660	32.356	32.693	37.611	263.4	4:17.884	
3	1	2:12.994 B	31.732	32.393	1:08.869	268.0	6:30.878	3	1	4:55.747	3:37.006	34.313	44.428		11:26.625	
4	1							4	1							



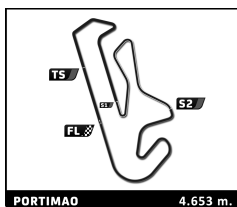
Michelin Le Mans Cup

Portimao Round

Qualifying Practice - LMP3

Sector Analysis

Lap under Red Flag											Invalidated Lap	Personal Best	Session Best	B Crossing the pit lane	
Lap	D	Time	Sector 1	Sector 2	Sector 3	T. Spd	Elapsed	Lap	D	Time	Sector 1	Sector 2	Sector 3	T. Spd	Elapsed
31 AF Corse Ligier JS P320 - Nissan LMP3															
1. Krimon LENTOUDIS															
2. Rui AGUAS															
1	1	2:17.609	1:01.343	36.469	39.797		2:17.609								
2	1	1:44.182	32.693	33.435	38.054	259.6	4:01.791								
3	1	1:52.651	32.359	32.876	47.416	267.3	5:54.442								
4	1	3:09.388 B	1:13.226	56.723	59.439	79.5	9:03.830								
5	1	2:56.391	1:45.277	33.294	37.820		12:00.221								
6	1	1:42.133	32.278	32.738	37.117	263.4	13:42.354								
7	1	1:42.247	32.057	32.785	37.405	266.0	15:24.601								
8	1	1:41.439	32.006	32.592	36.841	265.4	17:06.040								
9	1	1:41.331	31.939	32.562	36.830	265.4	18:47.371								
10	1	1:58.854 B	34.498	34.967	49.389	242.7	20:46.225								
32 United Autosports Ligier JS P320 - Nissan LMP3															
1. Daniel SCHNEIDER															
2. Andrew MEYRICK															
1	1	2:03.003	47.785	34.952	40.266		2:03.003								
2	1	1:44.265	33.623	33.247	37.395	268.0	3:47.268								
3	1	1:40.551	31.640	32.213	36.698	269.3	5:27.819								
4	1	3:18.665 B	1:05.122	1:02.254	1:11.289	103.0	8:46.484								
5	1	2:56.030	1:46.142	32.806	37.082		11:42.514								
6	1	1:40.119	31.609	32.073	36.437	267.3	13:22.633								
7	1	1:40.070	31.498	32.261	36.311	269.3	15:02.703								
8	1	1:40.438	31.630	32.333	36.475	268.7	16:43.141								
9	1	1:44.479	34.399	32.756	37.324	269.3	18:27.620								
10	1	2:00.101 B	31.442	32.484	56.175	269.3	20:27.721								
33 Team Virage Ligier JS P320 - Nissan LMP3															
1. Antonio FORNE															
2. Christian BOGLE															
1	1	1:53.275	38.989	35.797	38.489		1:53.275								
2	1	1:42.802	32.625	33.074	37.103	261.5	3:36.077								
3	1	1:41.364	32.061	32.470	36.833	263.4	5:17.441								
4	1	3:10.277 B	52.014	1:01.302	1:16.961	270.7	8:27.718								
5	1	3:27.193	2:15.985	33.747	37.461		11:54.911								
6	1	1:41.926	31.888	32.445	37.593	266.7	13:36.837								
7	1	1:40.555	31.643	32.382	36.530	267.3	15:17.392								
8	1	1:40.624	31.715	32.180	36.729	268.7	16:58.016								
9	1	1:40.814	31.753	32.299	36.762	265.4	18:38.830								
10	1	1:40.660	31.395	32.075	37.190	268.7	20:19.490								
37 CD Sport Ligier JS P320 - Nissan LMP3															
1. Huilin HAN															
2. Belén GARCIA															
1	1	2:39.875	1:23.442	36.920	39.513		2:39.875								
2	1	1:42.763	32.719	32.721	37.323	260.9	4:22.638								
3	1	2:18.967 B	32.180	32.819	1:13.968	266.7	6:41.605								
4	1	4:33.177	3:18.410	34.340	40.427		11:14.782								
5	1	1:42.562	32.048	33.016	37.498	264.7	12:57.344								
6	1	1:41.754	32.071	32.149	37.534	266.0	14:39.098								
40 GRAFF Racing Ligier JS P320 - Nissan LMP3															
1. Luis SANJUAN															
2. David DROUX															
1	1	3:13.233	2:01.018	33.996	38.219		3:13.233								
2	1	1:42.384	32.224	32.438	36.652	269.3	4:55.617								
3	1	2:51.209 B	31.835	1:00.373	1:19.001	272.0	7:46.826								
4	1	4:40.040	3:27.958	33.129	38.953		12:26.866								
5	1	1:42.224	32.013	32.694	37.517	271.4	14:09.090								
6	1	1:39.578	31.330	31.941	36.307	272.0	15:48.668								
7	1	1:40.624	31.645	32.373	36.606	272.0	17:29.292								
8	1	1:40.217	31.444	32.125	36.648	273.4	19:09.509								
43 Racing Spirit of Leman Ligier JS P320 - Nissan LMP3															
1. Jacques WOLFF															
2. Josh SKELTON															
1	1	3:08.164	1:54.045	34.770	39.349		3:08.164								
2	1	1:42.819	32.835	33.014	36.970	265.4	4:50.983								
3	1	2:47.740 B	31.936	59.486	1:16.318	268.7	7:38.723								
4	1	3:44.316	2:23.893	36.705	43.718		11:23.039								
5	1	1:40.989	31.844	32.318	36.827	267.3	13:04.028								
6	1	1:40.898	31.771	32.285	36.842	268.0	14:44.926								
7	1	1:40.286	31.534	32.094	36.658	270.0	16:25.212								
8	1	1:41.134	31.725	32.529	36.880	268.7	18:06.346								
9	1	1:41.007	31.588	32.473	36.946	270.0	19:47.353								
57 GRAFF Racing Ligier JS P320 - Nissan LMP3															
1. Stephan RUPP															
2. Ryan HARPER-ELLAM															
1	1	2:12.186	57.748	35.934	38.504		2:12.186								
2	1	1:44.292	33.462	33.287	37.543	268.0	3:56.478								
3	1	1:44.096	32.281	32.850	38.965	272.0	5:40.574								
4	1	3:16.865 B	1:13.682	1:01.603	1:01.580	79.9	8:57.439								
5	1	2:29.580	1:17.226	33.143	39.211		11:27.019								
6	1	1:43.342	32.512	32.835	37.995	270.7	13:10.361								
7	1	1:42.637	32.082	33.212	37.343	272.0	14:52.998								
8	1	1:42.160	32.213	32.925	37.022	270.7	16:35.158								
9	1	1:42.048	32.138	33.033	36.877	270.7	18:17.206								
10	1	1:59.178 B	34.427	33.765	50.986	273.4	20:16.384								
66 Rinaldi Racing Ligier JS P320 - Nissan LMP3															
1. Steve PARROW															
2. Daniel KEILWITZ															
1	1	2:59.215	1:45.375	35.610	38.230		2:59.215								
2	1	1:42.284	32.560	32.730	36.994	262.8	4:41.499								
3	1	2:37.659 B	32.173	49.053	1:16.433	266.7	7:19.158								
4	1	4:50.822	3:39.077	34.432	37.313		12:09.980								
5	1	1:42.100	32.335	32.805	36.960	266.0	13:52.080								
6	1	1:41.972	32.225	32.725	37.022	266.0	15:34.052								
7	1	1:43.693	32.888	33.712	37.093	257.1	17:17.745								
8	1	1:41.844	32.100	32.504	37.240	267.3	18:59.589								
69 COOL Racing Ligier JS P320 - Nissan LMP3															
1. Malthe JAKOBSEN															
2. Maurice SMITH															



Michelin Le Mans Cup

Portimao Round

Qualifying Practice - LMP3

PORTIMAO 4.653 m.

Sector Analysis

Lap under Red Flag Invalidated Lap Personal Best Session Best B Crossing the pit lane

Lap	D	Time	Sector 1	Sector 2	Sector 3	T. Spd	Elapsed	Lap	D	Time	Sector 1	Sector 2	Sector 3	T. Spd	Elapsed
1	2	2:03.837	50.279	34.351	39.207		2:03.837	6	1	1:39.773	31.457	32.022	36.294	268.7	16:09.946
2	2	1:41.912	32.613	32.303	36.996	272.7	3:45.749	7	1	1:39.601	31.269	32.059	36.273	268.7	17:49.547
3	2	1:41.586	31.619	32.984	36.983	273.4	5:27.335	8	1	1:58.054 B	35.829	36.750	45.475	269.3	19:47.601
4	2	3:16.760 B	1:03.176	1:02.013	1:11.571	104.2	8:44.095								
5	2	3:48.989	2:28.417	32.586	47.986		12:33.084								
6	2	1:40.151	31.642	32.101	36.408	268.7	14:13.235								
7	2	1:39.858	31.319	32.098	36.441	271.4	15:53.093								
8	2	1:39.792	31.345	32.073	36.374	271.4	17:32.885								
9	2	1:40.441	31.672	32.030	36.739	272.0	19:13.326								

72 Team Virage Ligier JS P320 - Nissan
 1. Nathan KUMAR LMP3
 2. Alessandro BRACALENTE

1	1	2:00.290	40.544	39.772	39.974		2:00.290
2	1	1:43.730	33.227	33.324	37.179	265.4	3:44.020
3	1	1:42.421	32.124	33.064	37.233	270.7	5:26.441
4	1	3:14.958 B	54.559	1:02.003	1:18.396	268.0	8:41.399
5	1	3:38.376	2:27.666	33.584	37.126		12:19.775
6	1	1:42.086	32.042	33.153	36.891	270.7	14:01.861
7	1	1:41.768	32.116	33.119	36.533	271.4	15:43.629
8	1	1:41.129	31.694	33.033	36.402	271.4	17:24.758
9	1	1:52.266 B	32.198	33.244	46.824	272.0	19:17.024

73 TS Corse Duqueine M30 - D08 - Nissan
 1. Pietro PECCENINI LMP3
 2. Kai ASKEY

1	1	2:02.159	45.748	36.364	40.047		2:02.159
2	1	1:43.035	32.783	33.075	37.177	270.7	3:45.194
3	1	1:41.432	31.801	32.644	36.987	274.8	5:26.626
4	1	3:16.541 B	56.132	1:02.984	1:17.425	238.4	8:43.167
5	1	2:54.154	1:43.882	33.126	37.146		11:37.321
6	1	1:41.437	31.829	32.700	36.908	272.7	13:18.758
7	1	1:40.593	31.365	32.457	36.771	274.1	14:59.351
8	1	1:43.281	31.542	32.488	39.251	274.1	16:42.632
9	1	1:40.669	31.810	32.259	36.600	272.7	18:23.301
10	1	1:57.875 B	31.468	33.071	53.336	274.8	20:21.176

76 Reiter Engineering Ligier JS P320 - Nissan
 1. Freddie HUNT LMP3
 2. Mads SILJEHAUG

1	1	3:06.915	1:56.230	33.462	37.223		3:06.915
2	1	1:39.321	31.237	32.036	36.048	267.3	4:46.236
3	1	2:40.116 B	31.716	52.152	1:16.248	270.7	7:26.352
4	1	4:40.399	3:31.166	32.888	36.345		12:06.751
5	1	1:42.662	32.163	32.633	37.866	269.3	13:49.413
6	1	1:39.192	31.621	31.737	35.834	270.0	15:28.605
7	1	1:38.750	31.068	31.765	35.917	271.4	17:07.355
8	1	1:52.060 B	30.967	34.526	46.567	271.4	18:59.415

77 Team Thor Ligier JS P320 - Nissan
 1. Audunn GUDMUNDSSON LMP3
 2. Michael MARKUSSEN

1	1	4:00.322	2:39.985	37.678	42.659		4:00.322
2	1	2:21.960 B	36.656	36.966	1:08.338	196.0	6:22.282
3	1	4:47.928	3:35.566	33.919	38.443		11:10.210
4	1	1:40.363	31.717	32.182	36.464	266.7	12:50.573
5	1	1:39.600	31.301	32.028	36.271	268.0	14:30.173