

Michelin Le Mans Cup

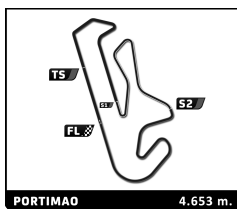
Portimao Round

Race

PORTIMAO 4.653 m. Sector Analysis

Lap under Red Flag Invalidated Lap Personal Best Session Best B Crossing the pit lane

Lap	D	Time	Sector 1	Sector 2	Sector 3	T. Spd	Elapsed	Lap	D	Time	Sector 1	Sector 2	Sector 3	T. Spd	Elapsed
2 United Autosports Ligier JS P320 - Nissan LMP3 1.Shaun LYNN 2.Max LYNN								6 1 4:51.479 59.564 1:02.770 2:49.145 140.1 16:01.914							
1	1	1:55.795	41.706	35.320	38.769		1:55.795	7	1	:37:20.315 B	...	50.111	1:46.814		1:53:22.229
2	1	1:46.902	33.973	34.357	38.572	260.9	3:42.697	8	1	2:51.702 B	1:13.099	43.430	55.173		1:56:13.931
3	1	1:53.656	33.134	36.861	43.661	257.8	5:36.353	9	2	4:29.215	3:02.453	39.684	47.078		2:00:43.146
4	1	3:03.893	53.323	50.792	1:19.778	145.4	8:40.246	10	2	1:43.282	33.054	33.055	37.173	257.8	2:02:26.428
5	1	2:23.627	1:03.833	39.607	40.187	130.6	11:03.873	11	2	1:39.045	31.259	31.828	35.958	272.7	2:04:05.473
6	1	4:29.732	54.995	1:01.091	2:33.646	177.6	15:33.605	12	2	1:38.486	31.032	31.669	35.785	268.7	2:05:43.959
7	1	:37:32.953 B	...	52.346	1:40.777		1:53:06.558	13	2	1:38.682	31.134	31.568	35.980	271.4	2:07:22.641
8	1	2:57.453 B	1:17.945	46.881	52.627		1:56:04.011	14	2	1:38.695	31.007	31.710	35.978	272.7	2:09:01.336
9	2	4:38.141	3:07.832	40.774	49.535		2:00:42.152	15	2	1:39.124	31.171	31.614	36.339	275.5	2:10:40.460
10	2	1:48.885	36.612	33.352	38.921	214.7	2:02:31.037	16	2	3:00.248	46.513	1:00.375	1:13.360	272.0	2:13:40.708
11	2	1:46.254	33.329	34.418	38.507	263.4	2:04:17.291	17	2	3:26.579	1:12.524	1:00.604	1:13.451		2:17:07.287
12	2	1:41.458	31.855	32.765	36.838	260.9	2:05:58.749	18	2	2:22.000	1:12.630	33.141	36.229		2:19:29.287
13	2	1:41.003	31.774	32.602	36.627	264.1	2:07:39.752	19	2	1:39.577	31.339	31.875	36.363	270.0	2:21:08.864
14	2	1:40.551	31.582	32.277	36.692	264.1	2:09:20.303	20	2	1:38.780	31.101	31.558	36.121	272.0	2:22:47.644
15	2	1:53.956	31.541	32.329	50.086	264.1	2:11:14.259	6 ANS Motorsport Ligier JS P320 - Nissan LMP3 1.Jonathan BROSSARD 2.Nicolas SCHATZ							
16	2	3:30.165	1:13.299	1:01.734	1:15.132		2:14:44.424	1	1	1:53.760	39.848	34.885	39.027		1:53.760
17	2	3:30.290	1:13.389	1:01.846	1:15.055		2:18:14.714	2	1	7:13.093	33.815	33.699	6:05.579	264.1	9:06.853
18	2	1:53.047	42.891	33.099	37.057	174.2	2:20:07.761	3	1	2:31.264	1:04.116	41.302	45.846	123.3	11:38.117
19	2	1:40.161	31.711	32.084	36.366	262.1	2:21:47.922	4	1	:38:22.338	57.369	1:02.955	...	152.5	1:50:00.455
20	2	1:39.951	31.376	32.198	36.377	262.8	2:23:27.873	5	1	4:03.152 B	1:07.891	46.586	2:08.675	152.8	1:54:03.607
3 DKR Engineering Duqueine M30 - D08 - Nissan LMP3 1.Jon BROWNSON 2.Laurents HORR								6 1 2:34.633 B 58.759 41.599 54.275 1:56:38.240							
1	1	2:07.257	48.651	38.258	40.348		2:07.257	7	2	4:11.954	2:52.338	36.826	42.790		2:00:50.194
2	1	1:52.560	35.793	36.368	40.399	260.2	3:59.817	8	2	1:45.956	33.094	34.205	38.657	265.4	2:02:36.150
3	1	2:17.993	36.851	1:00.966	40.176	262.8	6:17.810	9	2	1:42.644	31.978	32.626	38.040	269.3	2:04:18.794
4	1	2:43.476	34.359	47.046	1:22.071	251.2	9:01.286	10	2	1:40.692	32.260	31.918	36.514	266.0	2:05:59.486
5	1	2:27.848	1:06.531	36.498	44.819		11:29.134	11	2	1:40.938	31.837	32.406	36.695	272.0	2:07:40.424
6	1	5:12.814	1:01.961	1:02.879	3:07.974	180.0	16:41.948	12	2	1:40.556	31.641	32.188	36.727	272.7	2:09:20.980
7	1	:37:20.096 B	...	47.464	2:09.530	140.4	1:54:02.044	13	2	1:56.019	32.269	32.732	51.018	271.4	2:11:16.999
8	1	2:35.204 B	59.468	41.546	54.190		1:56:37.248	14	2	3:28.480	1:12.463	1:01.378	1:14.639		2:14:45.479
9	2	4:13.633	2:54.397	36.611	42.625		2:00:50.881	15	2	3:30.232	1:13.462	1:02.018	1:14.752		2:18:15.711
10	2	1:40.635	31.991	32.066	36.578	270.7	2:02:31.516	16	2	1:47.874	39.889	31.828	36.157	193.9	2:20:03.585
11	2	1:41.023	32.233	32.049	36.741	270.0	2:04:12.539	17	2	1:39.076	31.460	31.577	36.039	267.3	2:21:42.661
12	2	1:40.445	32.060	31.941	36.444	272.0	2:05:52.984	18	2	1:39.031	31.313	31.669	36.049	268.7	2:23:21.692
13	2	1:38.958	31.346	31.490	36.122	270.7	2:07:31.942	7 Nielsen Racing Ligier JS P320 - Nissan LMP3 1.Anthony WELLS 2.Colin NOBLE							
14	2	1:39.081	31.108	31.331	36.642	271.4	2:09:11.023	1	1	1:47.058	36.212	33.163	37.683		1:47.058
15	2	1:39.668	31.178	31.556	36.934	270.7	2:10:50.691	2	1	1:41.991	32.129	32.391	37.471	263.4	3:29.049
16	2	3:15.887	1:00.964	1:01.029	1:13.894		2:14:06.578	3	1	1:55.680	31.899	32.438	51.343	263.4	5:24.729
17	2	3:27.518	1:12.497	1:00.974	1:14.047		2:17:34.096	4	1	3:02.207	53.101	51.141	1:17.965	144.8	8:26.936
18	2	2:26.322 B	59.505	32.125	54.692		2:20:00.418	5	1	2:30.176	1:02.827	43.041	44.308		10:57.112
19	2	3:29.630	2:21.660	31.847	36.123		2:23:30.048	6	1	3:53.513	48.138	1:00.603	2:04.772	226.9	14:50.625
4 Nielsen Racing Duqueine M30 - D08 - Nissan LMP3 1.John MELSON 2.Matthew BELL								7 1 :37:53.882 B ... 56.960 1:31.772 1:52:44.507							
1	1	1:59.449	44.405	35.600	39.444		1:59.449	8	1	3:04.709 B	1:24.889	48.515	51.305		1:55:49.216
2	1	1:47.101	33.728	34.216	39.157	265.4	3:46.550	9	2	3:53.841	2:43.503	33.386	36.952		1:59:43.057
3	1	1:56.248	33.151	42.126	40.971	265.4	5:42.798	10	2	1:48.720	33.667	35.333	39.720	267.3	2:01:31.777
4	1	3:04.625	54.457	49.944	1:20.224	182.7	8:47.423	11	2	1:42.404	33.496	32.555	36.353	270.0	2:03:14.181
5	1	2:23.012	1:06.543	36.453	40.016	190.1	11:10.435	12	2	1:38.946	31.167	31.527	36.252	268.0	2:04:53.127
								13	2	1:38.961	31.109	31.495	36.357	269.3	2:06:32.088
								14	2	1:39.412	31.149	32.067	36.196	266.7	2:08:11.500



Michelin Le Mans Cup

Portimao Round

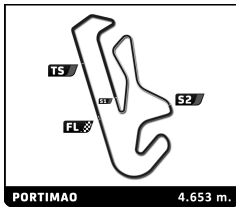
Race

Sector Analysis

PORTIMAO 4.653 m.

Lap under Red Flag Invalidated Lap Personal Best Session Best B Crossing the pit lane

Lap	D	Time	Sector 1	Sector 2	Sector 3	T. Spd	Elapsed	Lap	D	Time	Sector 1	Sector 2	Sector 3	T. Spd	Elapsed							
15	2	1:39.394	31.228	31.403	36.763	270.7	2:09:50.894	6	1	3:59.860	50.320	1:00.220	2:09.320	196.0	14:56.295							
16	2	2:14.924	31.086	31.262	1:12.576	268.7	2:12:05.818	7	1	3:37:45.075 B	...	57.338	1:30.720	123.1	1:52:41.370							
17	2	3:25.666	1:12.103	1:00.436	1:13.127		2:15:31.484	8	1	3:06.724 B	1:26.113	49.120	51.491		1:55:48.094							
18	2	3:05.248	1:12.017	1:00.621	52.610		2:18:36.732	9	2	3:54.447	2:44.298	33.296	36.853		1:59:42.541							
19	2	1:41.824	32.646	32.060	37.118	266.7	2:20:18.556	10	2	1:48.554	33.783	35.464	39.307	268.0	2:01:31.095							
20	2	1:40.860	32.072	32.348	36.440	269.3	2:21:59.416	11	2	1:40.073	31.644	31.874	36.555	269.3	2:03:11.168							
8 Schnitzelalm Racing Mercedes AMG GT3 1.Gunnar JEANNETTE GT3 2.PJ HYETT								12								2	1:38.949	31.185	31.625	36.139	268.0	2:04:50.117
1	2	2:03.081	46.779	36.229	40.073		2:03.081	13	2	1:38.954	31.137	31.746	36.071	269.3	2:06:29.071							
2	2	1:48.921	35.309	33.959	39.653	259.6	3:52.002	14	2	1:39.479	31.402	31.836	36.241	270.7	2:08:08.550							
3	2	1:59.859	33.923	43.301	42.635	259.0	5:51.861	15	2	1:39.528	31.035	31.562	36.931	270.0	2:09:48.078							
4	2	3:04.211	53.379	48.674	1:22.158	185.9	8:56.072	16	2	2:15.282	30.981	31.673	1:12.628	270.0	2:12:03.360							
5	2	2:27.761	1:05.901	36.544	45.316		11:23.833	17	2	3:25.687	1:12.124	1:00.490	1:13.073		2:15:29.047							
6	2	4:59.752	1:00.070	59.670	3:00.012	183.1	16:23.585	18	2	3:07.240	1:12.046	1:00.465	54.729		2:18:36.287							
7	2	3:37:25.579 B	...	47.212	2:04.512		1:53:49.164	19	2	1:42.077	32.571	32.006	37.500	263.4	2:20:18.364							
8	2	2:33.696 B	57.032	40.553	56.111		1:56:22.860	20	2	1:41.549	32.445	32.685	36.419	264.1	2:21:59.913							
9	1	4:21.733	2:58.520	37.222	45.991		2:00:44.593	11 WTM Racing Duqueine M30 - D08 - Nissan 1.Torsten KRATZ LMP3 2.Leonard WEISS														
10	1	1:48.613	35.659	34.376	38.578	252.3	2:02:33.206	1	1	1:43.091	32.949	33.149	36.993		1:43.091							
11	1	1:45.157	33.326	33.276	38.555	264.7	2:04:18.363	2	1	1:40.551	31.820	32.380	36.351	269.3	3:23.642							
12	1	1:51.890	32.710	33.265	45.915	262.8	2:06:10.253	3	1	1:52.069	31.599	32.418	48.052	271.4	5:15.711							
13	1	1:43.182	32.263	32.920	37.999	263.4	2:07:53.435	4	1	3:05.118	54.449	53.624	1:17.045	161.4	8:20.829							
9 AT Racing Team Ligier JS P320 - Nissan 1.Alexander TALKANITSA LMP3 2.Alexander TALKA JR								5	1	2:35.055	1:03.370	42.682	49.003		10:55.884							
1	1	1:54.479	40.331	35.292	38.856		1:54.479	6	1	3:46.240	46.460	1:00.407	1:59.373	251.7	14:42.124							
2	1	1:46.494	33.733	33.258	39.503	261.5	3:40.973	7	1	3:37:56.502 B	...	58.483	1:30.026		1:52:38.626							
3	1	1:51.716	32.094	33.328	46.294	262.8	5:32.689	8	1	3:07.727 B	1:26.513	48.924	52.290		1:55:46.353							
4	1	3:03.243	53.671	50.909	1:18.663	147.9	8:35.932	9	2	3:53.033	2:41.926	32.764	38.343		1:59:39.386							
5	1	2:25.836	1:05.051	39.621	41.164		11:01.768	10	2	1:50.679	35.911	35.142	39.626	234.8	2:01:30.065							
6	1	4:15.688	54.483	59.754	2:21.451	198.9	15:17.456	11	2	1:39.894	31.659	31.883	36.352	269.3	2:03:09.959							
7	1	3:37:42.101 B	...	54.522	1:37.196		1:52:59.557	12	2	1:38.888	31.183	31.707	35.998	273.4	2:04:48.847							
8	1	3:00.367 B	1:20.275	48.124	51.968		1:55:59.924	13	2	1:38.893	31.048	31.903	35.942	274.8	2:06:27.740							
9	2	4:43.099	3:15.039	40.312	47.748		2:00:43.023	14	2	1:39.336	31.231	32.201	35.904	275.5	2:08:07.076							
10	2	1:45.694	34.142	32.829	38.723	255.3	2:02:28.717	15	2	1:39.216	30.961	31.682	36.573	275.5	2:09:46.292							
11	2	1:49.273 B	33.538	32.586	43.149	262.8	2:04:17.990	16	2	2:14.419	30.828	31.737	1:11.854	274.1	2:12:00.711							
12	2	2:02.947	54.060	32.286	36.601		2:06:20.937	17	2	3:24.221	1:11.105	1:00.122	1:12.994		2:15:24.932							
13	2	1:40.644	31.628	32.256	36.760	267.3	2:08:01.581	18	2	3:09.860	1:11.287	1:00.623	57.950		2:18:34.792							
14	2	1:40.840	31.436	32.122	37.282	268.0	2:09:42.421	19	2	1:43.573	32.832	32.776	37.965	265.4	2:20:18.365							
15	2	2:09.144	31.479	32.194	1:05.471	268.7	2:11:51.565	20	2	1:43.881	33.952	32.752	37.177	269.3	2:22:02.246							
16	2	3:27.223	1:12.613	1:00.665	1:13.945		2:15:18.788	13 Haegeli by T2 Racing Duqueine M30 - D08 - Nissan 1.Pieder DECURTINS LMP3 2.Marc BASSENG														
17	2	3:14.719	1:12.852	1:00.744	1:01.123		2:18:33.507	1	1	1:52.563	38.974	34.484	39.105		1:52.563							
18	2	1:42.475	32.703	32.795	36.977	256.5	2:20:15.982	2	1	1:45.984	33.392	34.770	37.822	264.7	3:38.547							
19	2	1:40.175	31.472	31.947	36.756	264.1	2:21:56.157	3	1	1:55.323	32.366	36.525	46.432	267.3	5:33.870							
20	2	1:39.856	31.346	31.928	36.582	264.7	2:23:36.013	4	1	3:03.740	53.757	50.578	1:19.405	136.4	8:37.610							
10 Racing Spirit of Leman Ligier JS P320 - Nissan 1.Alexander MATTSCHULL LMP3 2.Tom DILLMANN								5	1	2:24.624	1:04.352	40.072	40.200		11:02.234							
1	1	1:44.909	34.740	32.976	37.193		1:44.909	6	1	4:21.328	53.775	1:01.372	2:26.181	182.4	15:23.562							
2	1	1:40.819	31.860	32.125	36.834	263.4	3:25.728	7	1	3:37:38.612 B	...	53.545	1:38.793		1:53:02.174							
3	1	1:52.709	32.044	32.643	48.022	264.7	5:18.437	8	1	2:59.229 B	1:19.617	47.451	52.161		1:56:01.403							
4	1	3:05.009	54.204	53.183	1:17.622	148.6	8:23.446	9	1	2:24.778 B	1:00.210	35.992	48.576		1:58:26.181							
5	1	2:32.989	1:02.915	42.885	47.189		10:56.435	10	2	3:51.491	2:42.484	32.301	36.706		2:02:17.672							
								11	2	1:39.676	31.299	32.120	36.257	269.3	2:03:57.348							
								12	2	1:39.369	31.126	31.786	36.457	270.7	2:05:36.717							



Michelin Le Mans Cup


Portimao Round

Race

PORTIMAO 4.653 m. Sector Analysis

Lap under Red Flag Invalidated Lap Personal Best Session Best B Crossing the pit lane

Lap	D	Time	Sector 1	Sector 2	Sector 3	T. Spd	Elapsed	Lap	D	Time	Sector 1	Sector 2	Sector 3	T. Spd	Elapsed
13	2	1:40.072	31.321	31.932	36.819	269.3	2:07:16.789	20	2	1:38.678	31.029	31.646	36.003	268.7	2:23:07.955
14	2	1:39.769	31.167	32.098	36.504	270.7	2:08:56.558	20 Optimum Motorsport 1. Mark CRADER 2. Alex MORTIMER <small>Duqueine M30 - D08 - Nissan LMP3</small>							
15	2	1:39.992	31.341	31.935	36.716	270.0	2:10:36.550	1	1	1:56.438	42.290	35.176	38.972		1:56.438
16	2	2:59.888	45.529	1:00.654	1:13.705	268.0	2:13:36.438	2	1	1:47.143	33.657	34.492	38.994	263.4	3:43.581
17	2	3:26.594	1:12.514	1:00.610	1:13.470		2:17:03.032	3	1	1:56.010	33.555	40.784	41.671	267.3	5:39.591
18	2	2:22.691	1:12.481	33.283	36.927		2:19:25.723	4	1	3:03.890	53.162	50.258	1:20.470	161.0	8:43.481
19	2	1:39.742	31.368	31.968	36.406	266.7	2:21:05.465	5	1	2:22.413	1:04.388	38.275	39.750	132.4	11:05.894
20	2	1:39.096	31.019	31.688	36.389	267.3	2:22:44.561	6	1	4:45.334	57.821	1:03.710	2:43.803	138.5	15:51.228
14 DKR Engineering 1. James WINSLOW 2. Alexander BUKHANTSOV <small>Duqueine M30 - D08 - Nissan LMP3</small>								7 1 :37:22.924 B ... 52.287 1:44.473 126.3 1:53:14.152 8 1 2:54.020 B 1:15.394 44.387 54.239 1:56:08.172 9 2 4:36.872 3:14.616 37.814 44.442 2:00:45.044 10 2 1:44.021 34.253 32.751 37.017 265.4 2:02:29.065 11 2 1:41.338 32.404 32.477 36.457 274.1 2:04:10.403 12 2 1:40.396 31.420 32.520 36.456 272.7 2:05:50.799 13 2 1:39.851 31.547 32.075 36.229 275.5 2:07:30.650 14 2 1:41.729 31.368 32.392 37.969 274.1 2:09:12.379 15 2 1:40.344 31.663 32.240 36.441 267.3 2:10:52.723 16 2 3:16.004 1:01.183 1:00.957 1:13.864 2:14:08.727 17 2 3:27.911 1:13.002 1:00.708 1:14.201 2:17:36.638 18 2 2:09.975 1:00.003 32.328 37.644 2:19:46.613 19 2 1:40.278 31.729 32.156 36.393 267.3 2:21:26.891 20 2 1:39.806 31.386 32.016 36.404 271.4 2:23:06.697							
1	2	1:52.142	38.055	35.053	39.034		1:52.142	22 United Autosports 1. Andres LATORRE 2. Garnet PATTERSON <small>Ligier JS P320 - Nissan LMP3</small>							
2	2	1:43.574	32.760	33.031	37.783	259.0	3:35.716	1	1	1:58.046	42.602	35.701	39.743		1:58.046
3	2	1:54.788	32.161	33.488	49.139	262.8	5:30.504	2	1	1:47.420	34.045	34.181	39.194	258.4	3:45.466
4	2	3:03.760	54.194	51.007	1:18.559	140.8	8:34.264	3	1	1:55.832	33.480	40.969	41.383	260.2	5:41.298
5	2	2:25.964	1:04.208	39.899	41.857		11:00.228	4	1	3:04.091	53.192	50.646	1:20.253	170.1	8:45.389
6	2	4:06.791	48.946	1:02.984	2:14.861	185.2	15:07.019	5	1	2:23.012	1:05.734	37.481	39.797	189.5	11:08.401
7	2	3:47:48.765 B	...	56.808	1:35.649		1:52:55.784	6	1	4:48.629	58.630	1:03.064	2:46.935	146.5	15:57.030
8	2	2:59.365 B	1:21.468	46.760	51.137		1:55:55.149	7	1	3:37:20.940 B	...	51.567	1:45.598		1:53:17.970
9	1	3:59.767	2:44.033	36.536	39.198		1:59:54.916	8	1	2:53.059 B	1:15.267	43.638	54.154		1:56:11.029
10	1	1:41.030	32.102	32.407	36.521	265.4	2:01:35.946	9	2	4:31.574	3:03.250	40.200	48.124		2:00:42.603
11	1	1:40.032	31.386	32.140	36.506	269.3	2:03:15.978	10	2	1:41.081	32.719	32.116	36.246	250.6	2:02:23.684
12	1	1:40.270	31.376	32.322	36.572	268.7	2:04:56.248	11	2	1:39.247	31.103	31.987	36.157	265.4	2:04:02.931
13	1	1:39.789	31.404	31.889	36.496	269.3	2:06:36.037	12	2	1:39.146	31.238	31.941	35.967	266.7	2:05:42.077
14	1	1:39.755	31.194	31.935	36.626	270.7	2:08:15.792	13	2	1:39.260	31.335	31.643	36.282	266.7	2:07:21.337
15	1	1:40.726	31.458	32.054	37.214	271.4	2:09:56.518	14	2	1:39.272	31.326	31.881	36.065	267.3	2:09:00.609
16	1	2:17.893	31.597	33.934	1:12.362	266.7	2:12:14.411	15	2	1:39.039	31.124	31.707	36.208	267.3	2:10:39.648
17	1	3:26.341	1:11.597	1:01.114	1:13.630		2:15:40.752	16	2	3:00.685	46.126	1:01.010	1:13.549	267.3	2:13:40.333
18	1	3:01.927	1:12.571	1:01.392	47.964		2:18:42.679	17	2	3:26.537	1:12.327	1:00.525	1:13.685		2:17:06.870
19	1	1:40.984	31.709	32.373	36.902	266.0	2:20:23.663	18	2	2:21.899	1:12.340	33.292	36.267		2:19:28.769
20	1	1:41.776	32.429	31.903	37.444	270.0	2:22:05.439	19	2	1:39.298	31.360	31.977	35.961	263.4	2:21:08.067
17 IDEC Sport 1. Patrice LAFARGUE 2. Dino LUNARDI <small>Ligier JS P320 - Nissan LMP3</small>								20 2 1:39.171 31.123 31.763 36.285 266.0 2:22:47.238 1 1 1:54.866 40.845 35.525 38.496 1:54.866 2 1 1:48.434 33.632 34.726 40.076 259.0 3:43.300 3 1 1:55.626 33.391 40.285 41.950 257.8 5:38.926							
1	1	1:58.091	43.191	35.412	39.488		1:58.091	23 United Autosports 1. John SCHAUERMAN 2. Wayne BOYD <small>Ligier JS P320 - Nissan LMP3</small>							
2	1	1:45.621	33.289	33.568	38.764	259.0	3:43.712	1	1	1:54.866	40.845	35.525	38.496		1:54.866
3	1	1:56.734	33.904	41.123	41.707	266.7	5:40.446	2	1	1:48.434	33.632	34.726	40.076	259.0	3:43.300
4	1	3:03.794	53.223	50.592	1:19.979	150.0	8:44.240	3	1	1:55.626	33.391	40.285	41.950	257.8	5:38.926
5	1	2:22.603	1:05.534	38.008	39.061	135.3	11:06.843								
6	1	4:46.785	58.965	1:03.476	2:44.344	157.4	15:53.628								
7	1	3:27:22.823 B	...	52.167	1:44.555		1:53:16.451								
8	1	2:53.163 B	1:15.259	43.923	53.981		1:56:09.614								
9	2	4:33.762	3:07.395	39.718	46.649		2:00:43.376								
10	2	1:45.067	34.105	32.796	38.166	257.1	2:02:28.443								
11	2	1:40.290	31.984	31.807	36.499	264.1	2:04:08.733								
12	2	1:39.601	31.287	31.892	36.422	270.7	2:05:48.334								
13	2	1:39.692	31.512	31.897	36.283	272.0	2:07:28.026								
14	2	1:39.601	31.438	31.714	36.449	276.2	2:09:07.627								
15	2	1:39.051	31.146	31.719	36.186	270.0	2:10:46.678								
16	2	3:07.676	53.040	1:00.623	1:14.013	270.0	2:13:54.354								
17	2	3:29.443 B	1:12.969	1:01.153	1:15.321		2:17:23.797								
18	2	2:26.316	1:17.606	32.415	36.295		2:19:50.113								
19	2	1:39.164	31.296	31.744	36.124	267.3	2:21:29.277								



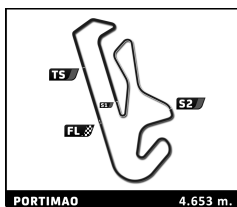
Michelin Le Mans Cup

Portimao Round

Race

Sector Analysis

Lap under Red Flag											Invalidated Lap											Personal Best											Session Best											Crossing the pit lane																																																																																																																											
Lap	D	Time	Sector 1	Sector 2	Sector 3	T. Spd	Elapsed	Lap	D	Time	Sector 1	Sector 2	Sector 3	T. Spd	Elapsed	Lap	D	Time	Sector 1	Sector 2	Sector 3	T. Spd	Elapsed	Lap	D	Time	Sector 1	Sector 2	Sector 3	T. Spd	Elapsed	Lap	D	Time	Sector 1	Sector 2	Sector 3	T. Spd	Elapsed																																																																																																																																
4	1	3:03.431	52.742	50.535	1:20.154	168.2	8:42.357	13	2	3:48.931	2:37.948	33.663	37.320		2:08:13.247	14	2	1:44.116	32.408	33.220	38.488	269.3	2:09:57.363	15	2	2:25.706	32.138	39.792	1:13.776	270.0	2:12:23.069	16	2	3:27.310	1:12.542	1:01.024	1:13.744		2:15:50.379	17	2	2:59.897	1:12.541	1:01.083	46.273		2:18:50.276	18	2	1:41.576	31.913	32.479	37.184	264.7	2:20:31.852	19	2	1:41.858	31.938	32.743	37.177	265.4	2:22:13.710																																																																																																								
24 H24 Racing 1.Stéphane RICHELMI H24 INN																																	28 MV2S Forestier Racing 1.Christophe CRESP 2.Emilien CARDE Ligier JS P320 - Nissan LMP3																																																																																																																																						
1	1	2:04.954	46.580	37.629	40.745		2:04.954	1	1	1:48.865	36.808	33.903	38.154		1:48.865	2	1	1:42.963	32.672	32.862	37.429	264.7	3:31.828	3	1	1:55.241	32.175	34.207	48.859	266.0	5:27.069	4	1	3:01.809	53.315	51.473	1:17.021	133.8	8:28.878	5	1	2:30.678	1:04.616	41.317	44.745		10:59.556	6	1	4:44.721	1:01.383	1:02.916	2:40.422	181.5	15:44.277	7	1	1:37:04.427 B	...	56.936	1:33.386		1:52:48.704	8	1	3:03.302 B	1:23.064	48.428	51.810		1:55:52.006	9	2	4:48.872	3:16.823	41.107	50.942		2:00:40.878	10	2	1:41.782	32.927	32.326	36.529	250.0	2:02:22.660	11	2	1:39.546	31.527	31.956	36.063	266.7	2:04:02.206	12	2	1:39.073	31.459	31.723	35.891	268.7	2:05:41.279	13	2	1:39.082	31.389	31.560	36.133	269.3	2:07:20.361	14	2	1:39.543	31.919	31.690	35.934	270.0	2:08:59.904	15	2	1:38.922	31.203	31.634	36.085	268.7	2:10:38.826	16	2	3:00.150	45.906	1:00.648	1:13.596	269.3	2:13:38.976	17	2	3:26.204	1:12.331	1:00.493	1:13.380		2:17:05.180	18	2	2:22.729	1:12.462	33.927	36.340		2:19:27.909	19	2	1:39.496	31.492	31.857	36.147	264.7	2:21:07.405	20	2	1:39.374	31.253	31.835	36.286	268.0	2:22:46.779
27 24-7 Motorsport 1.Andrew FERGUSON 2.Louis HAMILTON-SMITH Ligier JS P320 - Nissan LMP3																																	29 MV2S Forestier Racing 1.Louis ROUSSET 2.Jérôme DE SADELEER Ligier JS P320 - Nissan LMP3																																																																																																																																						
1	1	2:02.448	45.357	36.788	40.303		2:02.448	1	2	1:45.414	34.866	33.347	37.201		1:45.414	2	2	1:40.948	31.715	32.402	36.831	264.7	3:26.362	3	2	1:52.866	31.535	33.193	48.138	265.4	5:19.228	4	2	3:05.251	54.559	53.335	1:17.357	168.5	8:24.479																																																																																																																																
30 Frikadelli Racing Team 1.Klaus ABBELEN 2.Felipe LASER Ligier JS P320 - Nissan LMP3																																																																																																																																																																							
1	1	1:59.259	43.518	35.882	39.859		1:59.259	2	1	1:47.153	33.763	34.037	39.353	263.4	3:46.412	3	1	1:58.819	33.946	43.143	41.730	265.4	5:45.231	4	1	3:03.873	53.307	49.450	1:21.116	188.8	8:49.104	5	1	2:22.977	1:06.459	36.766	39.752	153.6	11:12.081	6	1	4:53.914	59.794	1:02.537	2:51.583		16:05.995	7	1	1:37:18.834 B	...	49.017	1:48.279		1:53:24.829	8	1	2:38.462	1:12.581	43.023	42.858		1:56:03.291	9	1	2:21.696 B	57.733	36.003	47.960		1:58:24.987	10	2	3:50.938	2:42.254	32.161	36.523		2:02:15.925	11	2	1:39.767	31.494	32.019	36.254	269.3	2:03:55.692	12	2	1:39.192	31.083	31.944	36.165	270.0	2:05:34.884	13	2	1:39.461	31.170	31.748	36.543	270.0	2:07:14.345																																																																



Michelin Le Mans Cup


Portimao Round

Race

PORTIMAO 4.653 m. Sector Analysis

Lap under Red Flag Invalidated Lap Personal Best Session Best B Crossing the pit lane

Lap	D	Time	Sector 1	Sector 2	Sector 3	T. Spd	Elapsed	Lap	D	Time	Sector 1	Sector 2	Sector 3	T. Spd	Elapsed							
14	2	1:39.300	31.357	31.821	36.122	270.0	2:08:53.645	33 Team Virage 1. Antonio FORNE 2. Christian BOGLE Ligier JS P320 - Nissan LMP3	1	1	1:54.279	40.323	35.044	38.912	1:54.279							
15	2	1:39.473	31.152	32.038	36.283	270.0	2:10:33.118		2	1	1:47.358	33.994	33.766	39.598	260.9	3:41.637						
16	2	2:56.196	42.729	1:00.330	1:13.137	269.3	2:13:29.314		3	1	1:53.025	32.472	34.296	46.257	261.5	5:34.662						
17	2	3:25.696	1:12.052	1:00.416	1:13.228		2:16:55.010		4	1	3:04.269	54.022	50.712	1:19.535	146.7	8:38.931						
18	2	2:27.210	1:11.968	39.022	36.220		2:19:22.220		5	1	2:24.780	1:04.019	39.943	40.818		11:03.711						
19	2	1:39.161	31.166	31.980	36.015	266.7	2:21:01.381		6	1	4:22.935	53.735	1:01.289	2:27.911	197.1	15:26.646						
20	2	1:39.037	31.183	31.667	36.187	269.3	2:22:40.418		7	1	:37:36.813 B	...	53.289	1:38.774		1:53:03.459						
31 AF Corse 1. Kriton LENTOUDIS 2. Rui AGUAS Ligier JS P320 - Nissan LMP3								8								1	2:59.807 B	1:18.933	47.761	53.113	1:56:03.266	
1	1	1:58.889	43.214	35.874	39.801		1:58.889	9	2	4:38.954	3:09.391	40.692	48.871		2:00:42.220							
2	1	1:46.945	33.729	34.110	39.106	257.8	3:45.834	10	2	1:44.081	33.718	33.055	37.308	234.8	2:02:26.301							
3	1	1:56.199	33.314	41.814	41.071	261.5	5:42.033	11	2	1:41.331	32.126	32.749	36.456	266.7	2:04:07.632							
4	1	3:04.422	53.622	50.419	1:20.381	189.5	8:46.455	12	2	1:40.407	31.641	32.336	36.430	268.0	2:05:48.039							
5	1	2:22.371	1:06.038	36.676	39.657	191.5	11:08.826	13	2	1:39.779	31.480	31.790	36.509	267.3	2:07:27.818							
6	1	4:50.662	59.182	1:03.301	2:48.179	162.2	15:59.488	14	2	1:41.284	32.430	31.989	36.865	268.7	2:09:09.102							
7	1	:37:20.265 B	...	51.723	1:45.804		1:53:19.753	15	2	1:40.639	31.646	32.056	36.937	268.0	2:10:49.741							
8	1	2:52.743 B	1:14.268	43.461	55.014		1:56:12.496	16	2	3:13.100	57.611	1:01.067	1:14.422	207.3	2:14:02.841							
9	2	4:32.931	3:09.640	38.853	44.438		2:00:45.427	17	2	3:28.501	1:12.785	1:01.121	1:14.595		2:17:31.342							
10	2	1:45.041	34.715	32.557	37.769	262.8	2:02:30.468	18	2	2:24.271 B	1:01.524	32.544	50.203		2:19:55.613							
11	2	1:41.841	32.453	32.171	37.217	262.8	2:04:12.309	37 CD Sport 1. Huijin HAN 2. Belén GARCIA Ligier JS P320 - Nissan LMP3														
12	2	1:41.336	32.163	31.990	37.183	264.7	2:05:53.645	1	1	1:55.625	41.191	35.414	39.020		1:55.625							
13	2	1:39.989	31.616	31.970	36.403	268.0	2:07:33.634	2	1	1:46.982	33.173	34.908	38.901	259.0	3:42.607							
14	2	1:41.109	32.807	32.119	36.183	269.3	2:09:14.743	3	1	1:54.576	33.608	37.154	43.814	260.2	5:37.183							
15	2	1:46.207	32.073	31.944	42.190	267.3	2:11:00.950	4	1	3:04.356	53.386	50.630	1:20.340	140.8	8:41.539							
16	2	3:26.878	1:12.332	1:00.667	1:13.879		2:14:27.828	5	1	2:22.955	1:03.430	39.392	40.133	146.7	11:04.494							
17	2	3:26.647	1:12.459	1:00.553	1:13.635		2:17:54.475	6	1	4:32.194	55.543	1:02.333	2:34.318	170.3	15:36.688							
18	2	2:00.916	52.220	32.107	36.589		2:19:55.391	7	1	:37:31.813 B	...	52.672	1:41.505		1:53:08.501							
19	2	1:41.891	33.495	32.108	36.288	264.7	2:21:37.282	8	1	2:56.978 B	1:17.329	46.366	53.283		1:56:05.479							
20	2	1:39.486	31.466	31.721	36.299	264.7	2:23:16.768	9	2	4:37.065	3:08.324	40.231	48.510		2:00:42.544							
32 United Autosports 1. Daniel SCHNEIDER 2. Andrew MEYRICK Ligier JS P320 - Nissan LMP3								10								2	1:45.142	34.238	33.034	37.870	238.9	2:02:27.686
1	1	1:50.581	37.675	34.852	38.054		1:50.581	11	2	1:41.369	31.887	32.389	37.093	263.4	2:04:09.055							
2	1	1:43.338	32.899	33.162	37.277	262.8	3:33.919	12	2	1:40.445	31.524	32.414	36.507	269.3	2:05:49.500							
3	1	1:55.642	32.242	33.883	49.517	263.4	5:29.561	13	2	1:39.830	31.352	31.887	36.591	267.3	2:07:29.330							
4	1	3:03.949	54.059	51.181	1:18.709	133.3	8:33.510	14	2	1:40.613	31.483	32.127	37.003	268.7	2:09:09.943							
5	1	2:26.267	1:03.771	39.760	42.736		10:59.777	15	2	1:40.331	31.338	31.970	37.023	268.7	2:10:50.274							
6	1	3:59.172	47.871	1:00.612	2:10.689	196.7	14:58.949	16	2	3:16.085	1:01.190	1:01.006	1:13.889	121.2	2:14:06.359							
7	1	:37:54.879 B	...	56.194	1:35.302		1:52:53.828	17	2	3:27.546	1:12.475	1:00.978	1:14.093		2:17:33.905							
8	1	3:00.412 B	1:22.278	46.730	51.404		1:55:54.240	18	2	2:10.264	59.399	32.990	37.875		2:19:44.169							
9	2	3:59.322	2:45.157	36.649	37.516		1:59:53.562	19	2	1:40.525	31.847	32.198	36.480	264.7	2:21:24.694							
10	2	1:40.339	31.606	32.314	36.419	265.4	2:01:33.901	20	2	1:39.649	31.423	31.810	36.416	266.7	2:23:04.343							
11	2	1:41.409	32.120	32.282	37.007	268.7	2:03:15.310	40 GRAFF Racing 1. Luis SANJUAN 2. David DROUX Ligier JS P320 - Nissan LMP3														
12	2	1:40.008	31.464	32.015	36.529	268.7	2:04:55.318	1	1	1:49.313	37.550	33.827	37.936		1:49.313							
13	2	1:39.562	31.299	31.809	36.454	268.7	2:06:34.880	2	1	1:43.247	32.761	33.076	37.410	264.7	3:32.560							
14	2	1:39.541	31.303	31.844	36.394	268.7	2:08:14.421	3	1	1:55.163	32.188	34.069	48.906	265.4	5:27.723							
15	2	1:40.366	31.363	31.877	37.126	269.3	2:09:54.787	4	1	3:01.949	53.721	51.072	1:17.156	156.1	8:29.672							
16	2	2:17.454	31.308	32.047	1:14.099	269.3	2:12:12.241	5	1	2:30.689	1:05.162	40.629	44.898		11:00.361							
17	2	3:27.807	1:12.738	1:01.240	1:13.829		2:15:40.048	6	1	4:08.528	49.460	1:03.010	2:16.058	206.1	15:08.889							
18	2	3:02.129	1:12.586	1:01.599	47.944		2:18:42.177															
19	2	1:40.153	31.342	31.739	37.072	267.3	2:20:22.330															
20	2	1:42.045	31.357	32.929	37.759	270.7	2:22:04.375															



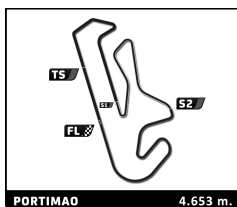
Michelin Le Mans Cup

Portimao Round

Race

Sector Analysis

Lap under Red Flag											Invalidated Lap	Personal Best	Session Best	B Crossing the pit lane	
Lap	D	Time	Sector 1	Sector 2	Sector 3	T. Spd	Elapsed	Lap	D	Time	Sector 1	Sector 2	Sector 3	T. Spd	Elapsed
43 Racing Spirit of Leman Ligier JS P320 - Nissan LMP3															
1. Jacques WOLFF															
2. Josh SKELTON															
1	1	1:52.907	39.200	35.001	38.706		1:52.907								
2	1	1:44.610	33.721	33.482	37.407	262.8	3:37.517								
3	1	1:53.821	32.535	33.342	47.944	262.8	5:31.338								
4	1	3:03.600	54.260	50.880	1:18.460	139.7	8:34.938								
5	1	2:26.229	1:04.918	39.678	41.633		11:01.167								
6	1	4:10.120	50.007	1:02.718	2:17.395	192.2	15:11.287								
7	1	3:37:46.285 B	...	56.574	1:36.179		1:52:57.572								
8	1	2:58.345 B	1:20.533	46.966	50.846		1:55:55.917								
9	2	4:46.006	3:15.064	40.659	50.283		2:00:41.923								
44 GMB Motorsport Honda NSX GT3															
1. Gustav BIRCH															
2. Jens MØLLER															
1	2	2:02.902	45.798	36.667	40.437		2:02.902								
2	2	1:48.333	34.483	34.195	39.655	257.1	3:51.235								
3	2	2:00.339	34.275	43.030	43.034	256.5	5:51.574								
4	2	3:03.186	52.543	48.756	1:21.887	181.5	8:54.760								
5	2	2:28.063	1:06.304	37.011	44.748	131.7	11:22.823								
6	2	4:58.012	59.654	59.813	2:58.545	187.2	16:20.835								
7	2	3:37:25.222 B	...	47.526	2:02.264		1:53:46.057								
8	2	2:35.766 B	58.367	41.502	55.897		1:56:21.823								
9	1	4:25.601	3:02.866	38.716	44.019		2:00:47.424								
10	1	1:48.299	34.906	34.398	38.995	260.9	2:02:35.723								
11	1	1:46.554	33.786	34.373	38.395	262.8	2:04:22.277								
12	1	1:45.430	32.869	33.860	38.701	261.5	2:06:07.707								
13	1	1:44.683	32.655	33.331	38.697	260.2	2:07:52.390								
51 AF Corse Ferrari 488 GT3															
1. Koizumi HIROSHI															
2. Kei COZZOLINO															
1	1	2:05.252	47.063	37.437	40.752		2:05.252								
2	1	1:47.462	33.875	34.265	39.322	255.9	3:52.714								
3	1	1:59.769	33.862	43.656	42.251	259.6	5:52.483								
4	1	3:05.036	53.802	49.053	1:22.181	184.3	8:57.519								
5	1	2:28.185	1:05.983	36.614	45.588		11:25.704								
6	1	5:01.549	1:00.407	58.984	3:02.158	157.7	16:27.253								
7	1	3:37:25.333 B	...	46.160	2:06.641	128.0	1:53:52.586								
8	1	2:31.236 B	58.786	36.546	55.904		1:56:23.822								
55 GMB Motorsport Honda NSX GT3															
1. Kasper H. JENSEN															
2. Kristian POULSEN															
1	2	2:01.865	45.347	35.897	40.621		2:01.865								
2	2	1:46.939	33.484	33.990	39.465	257.8	3:48.804								
3	2	1:59.410	33.519	43.697	42.194	257.8	5:48.214								
4	2	3:03.197	52.591	49.134	1:21.472	189.1	8:51.411								
5	2	2:28.006	1:05.706	37.304	44.996	163.6	11:19.417								
6	2	4:52.250	57.162	1:01.369	2:53.719	197.1	16:11.667								
7	2	3:04:04.764 B	...	49.000	2:37.608		1:54:16.431								
8	2	2:30.731 B	1:03.792	36.519	50.420		1:56:47.162								
9	1	4:06.617	2:48.319	35.579	42.719		2:00:53.779								
10	1	1:45.601	33.259	33.882	38.460	262.1	2:02:39.380								
11	1	1:44.449	32.822	33.058	38.569	263.4	2:04:23.829								
12	1	1:44.627	32.705	33.152	38.770	262.8	2:06:08.456								
13	1	1:44.763	32.745	33.292	38.726	263.4	2:07:53.219								
14	1	1:46.107	32.816	33.700	39.591	264.1	2:09:39.326								
15	1	2:11.692	32.502	33.561	1:05.629	260.9	2:11:51.018								
16	1	3:27.221	1:12.465	1:00.792	1:13.964		2:15:18.239								
17	1	3:15.446	1:12.653	1:00.904	1:01.889		2:18:33.685								
18	1	1:46.733	33.446	34.196	39.091	253.5	2:20:20.418								
19	1	1:44.880	32.730	33.333	38.817	263.4	2:22:05.298								
57 GRAFF Racing Ligier JS P320 - Nissan LMP3															
1. Stephan RUPP															
2. Ryan HARPER-ELLAM															
1	1	2:07.041	48.559	37.784	40.698		2:07.041								
2	1	1:51.874	35.688	36.095	40.091	260.9	3:58.915								
3	1	2:16.465	37.155	59.241	40.069	267.3	6:15.380								
4	1	2:45.065	35.818	46.770	1:22.477	231.8	9:00.445								
5	1	2:28.121	1:06.276	36.839	45.006		11:28.566								
6	1	5:11.075	1:01.521	1:01.798	3:07.756	192.2	16:39.641								
7	1	3:37:20.274 B	...	47.252	2:08.488	133.3	1:53:59.915								
8	1	2:35.754 B	1:00.583	41.996	53.175		1:56:35.669								
9	2	4:13.806	2:53.527	37.250	43.029		2:00:49.475								
10	2	1:44.002	33.065	33.631	37.306	262.1	2:02:33.477								
11	2	1:41.651	31.622	33.319	36.710	272.0	2:04:15.128								
12	2	1:39.500	31.129	31.767	36.604	270.7	2:05:54.628								
13	2	1:39.224	31.109	31.875	36.240	273.4	2:07:33.852								
14	2	1:41.175	32.765	32.288	36.122	276.9	2:09:15.027								
15	2	1:46.724	32.122	31.902	42.700	275.5	2:11:01.751								
16	2	3:26.535	1:12.006	1:00.837	1:13.692		2:14:28.286								
17	2	3:27.391	1:12.774	1:00.766	1:13.851		2:17:55.677								



Michelin Le Mans Cup

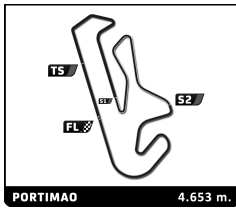
Portimao Round

Race

PORTIMAO 4.653 m. Sector Analysis

Lap under Red Flag Invalidated Lap Personal Best Session Best B Crossing the pit lane

Lap	D	Time	Sector 1	Sector 2	Sector 3	T. Spd	Elapsed	Lap	D	Time	Sector 1	Sector 2	Sector 3	T. Spd	Elapsed		
18	2	1:59.916	51.394	32.068	36.454		2:19:55.593	7	2	3:47.082	B	...	55.331	1:34.711	1:52:51.486		
19	2	1:39.855	32.269	31.644	35.942	272.7	2:21:35.448	8	2	3:02.107	B	1:23.181	47.192	51.734	1:55:53.593		
20	2	1:38.246	30.976	31.449	35.821	269.3	2:23:13.694	9	1	3:54.232		2:44.120	33.223	36.889	1:59:47.825		
65 Team Parker Racing Porsche 911 GT3 R 1.Nick JONES 2.Scott MALVERN								72 Team Virage Ligier JS P320 - Nissan 1.Nathan KUMAR 2.Alessandro BRACALENTE									
1	1	12:52.731	...	38.440	1:13.087		12:52.731	1	1	2:03.254		45.916	37.734	39.604	2:03.254		
2	1	1:37.08.985					1:50:01.716	2	1	1:48.089		34.499	34.351	39.239	261.5	3:51.343	
3	1	4:04.604	B	1:07.995	46.042	2:10.567	1:54:06.320	3	1	1:59.404		33.055	43.511	42.838	261.5	5:50.747	
4	1	2:23.813	1:00.709	37.488	45.616		1:56:30.133	4	1	3:03.290		52.841	48.495	1:21.954	185.9	8:54.037	
5	1	1:51.987	35.817	35.637	40.533	245.5	1:58:22.120	5	1	2:27.570		1:06.056	37.110	44.404	142.5	11:21.607	
6	1	2:24.217	B	41.515	45.727	56.975	2:00:46.337	6	1	4:54.772		58.425	1:00.506	2:55.841	197.8	16:16.379	
7	2	3:56.061	2:44.435	33.556	38.070		2:04:42.398	7	1	3:27.858	B	...	47.756	2:01.669	1:53:44.237		
8	2	1:43.469	32.574	32.968	37.927	258.4	2:06:25.867	8	1	2:37.055	B	59.206	41.874	55.975	1:56:21.292		
9	2	1:44.737	32.300	33.756	38.681	260.2	2:08:10.604	9	2	4:24.685		3:02.445	38.609	43.631	2:00:45.977		
10	2	1:46.004	33.061	33.522	39.421	260.9	2:09:56.608	10	2	1:45.536		34.506	33.087	37.943	260.9	2:02:31.513	
11	2	2:27.046	32.762	40.663	1:13.621	260.9	2:12:23.654	11	2	1:41.883		32.596	32.934	36.353	266.7	2:04:13.396	
12	2	3:27.537	1:12.434	1:01.038	1:14.065		2:15:51.191	12	2	1:40.913		31.758	32.542	36.613	270.0	2:05:54.309	
13	2	3:00.524	1:12.235	1:00.866	47.423		2:18:51.715	13	2	1:40.872		32.241	32.294	36.337	270.7	2:07:35.181	
14	2	1:43.741	32.572	32.887	38.282	257.8	2:20:35.456	14	2	1:40.988		31.707	32.969	36.312	270.7	2:09:16.169	
15	2	1:43.593	32.437	32.945	38.211	259.6	2:22:19.049	15	2	1:49.051		32.025	32.578	44.448	270.7	2:11:05.220	
66 Rinaldi Racing Ligier JS P320 - Nissan 1.Steve PARROW 2.Daniel KEILWITZ								73 TS Corse Duqueine M30 - D08 - Nissan 1.Pietro PECCENINI 2.Kai ASKEY									
1	1	2:00.844	44.503	36.488	39.853		2:00.844	1	1	2:16.840	B	49.661	38.157	49.022	2:16.840		
2	1	1:46.597	33.955	33.781	38.861	258.4	3:47.441	2	2	51:51.342	B	...	46.443	2:10.670	1:54:08.182		
3	1	2:00.222	33.751	43.739	42.732	262.1	5:47.663	3	2	2:32.289	B	1:00.333	38.182	53.774	1:56:40.471		
4	1	3:02.736	52.045	49.601	1:21.090	193.2	8:50.399	4	2	2:08.739		57.517	33.627	37.595	1:58:49.210		
5	1	2:28.289	1:06.129	37.537	44.623	162.4	11:18.688	5	2	1:59.688		38.293	37.700	43.695	264.1	2:00:48.898	
6	1	4:49.685	55.222	1:02.296	2:52.167	200.0	16:08.373	6	2	1:46.858		33.911	34.366	38.581	262.8	2:02:35.756	
7	1	3:18.949	B	...	48.891	1:49.366	137.1	1:53:27.322	7	2	1:42.743		31.768	32.956	38.019	268.7	2:04:18.499
8	1	2:47.752	B	1:11.073	43.500	53.179	1:56:15.074	8	2	1:40.736		31.791	32.257	36.688	270.7	2:05:59.235	
9	2	4:28.563	3:02.873	39.583	46.107		2:00:43.637	9	2	1:40.944		31.602	32.628	36.714	270.0	2:07:40.179	
10	2	1:44.909	34.164	32.867	37.878	260.2	2:02:28.546	10	2	1:40.537		31.465	32.168	36.904	272.7	2:09:20.716	
11	2	1:41.420	32.431	32.353	36.636	263.4	2:04:09.966	11	2	1:55.231		32.036	32.755	50.440	271.4	2:11:15.947	
12	2	1:40.453	31.502	32.526	36.425	266.7	2:05:50.419	12	2	3:28.919		1:12.950	1:01.229	1:14.740	2:14:44.866		
13	2	1:39.553	31.283	31.813	36.457	267.3	2:07:29.972	13	2	3:30.136		1:13.300	1:02.061	1:14.775	2:18:15.002		
14	2	1:40.399	31.509	31.865	37.025	268.0	2:09:10.371										
15	2	1:40.891	31.434	32.610	36.847	267.3	2:10:51.262										
16	2	3:16.391	1:01.323	1:01.129	1:13.939		2:14:07.653										
17	2	3:26.875	1:11.977	1:00.813	1:14.085		2:17:34.528										
18	2	2:08.901	59.474	32.289	37.138		2:19:43.429										
19	2	1:39.206	31.481	31.594	36.131	262.8	2:21:22.635										
20	2	1:39.001	31.218	31.613	36.170	264.7	2:23:01.636										
69 COOL Racing Ligier JS P320 - Nissan 1.Malthe JAKOBSEN 2.Maurice SMITH																	
1	2	1:49.823	37.738	34.011	38.074		1:49.823										
2	2	1:43.166	32.624	33.109	37.433	265.4	3:32.989										
3	2	1:55.309	32.370	34.126	48.813	268.0	5:28.298										
4	2	3:02.316	53.951	51.352	1:17.013	138.6	8:30.614										
5	2	2:29.026	1:05.426	39.913	43.687		10:59.640										
6	2	4:04.764	48.757	1:02.851	2:13.156	205.7	15:04.404										



Michelin Le Mans Cup

Portimao Round

Race

Sector Analysis

Lap under Red Flag												Invalidated Lap		Personal Best		Session Best		B Crossing the pit lane	
Lap	D	Time	Sector 1	Sector 2	Sector 3	T. Spd	Elapsed	Lap	D	Time	Sector 1	Sector 2	Sector 3	T. Spd	Elapsed				
14	2	1:50.098	41.281	32.323	36.494	190.1	2:20:05.100	2	2	1:51.172	35.669	35.775	39.728	259.6	3:57.873				
15	2	1:39.009	31.144	31.581	36.284	268.7	2:21:44.109	3	2	1:56.609	33.774	40.534	42.301	258.4	5:54.482				
16	2	1:39.024	31.134	31.681	36.209	269.3	2:23:23.133	4	2	3:04.822	53.748	48.886	1:22.188	212.6	8:59.304				
76 Reiter Engineering Ligier JS P320 - Nissan 1.Freddie HUNT LMP3 2.Mads SILJEHAUG																			
1	1	1:43.872	33.464	33.152	37.256		1:43.872	5	2	2:28.048	1:06.019	37.596	44.433		11:27.352				
2	1	1:40.665	31.738	32.411	36.516	264.1	3:24.537	6	2	5:08.565	1:01.333	59.482	3:07.750	164.4	16:35.917				
3	1	1:52.722	31.530	33.120	48.072	266.0	5:17.259	7	2	:37:22.038 B	...	48.378	2:07.174	130.9	1:53:57.955				
4	1	3:04.583	54.502	53.116	1:16.965	151.9	8:21.842	8	2	2:48.067 B	1:21.667	36.698	49.702		1:56:46.022				
5	1	2:34.893	1:03.235	42.960	48.698		10:56.735	9	1	4:07.268	2:48.057	36.361	42.850		2:00:53.290				
6	1	3:50.934	46.881	1:00.196	2:03.857	235.8	14:47.669	10	1	1:45.561	33.432	33.739	38.390	260.2	2:02:38.851				
7	1	:37:52.357 B	...	58.354	1:30.461	143.4	1:52:40.026	11	1	1:44.307	32.744	33.176	38.387	264.1	2:04:23.158				
8	1	3:07.204 B	1:25.840	49.125	52.239		1:55:47.230	12	1	1:44.961	32.662	33.361	38.938	263.4	2:06:08.119				
9	2	3:54.604	2:44.054	33.370	37.180		1:59:41.834	13	1	1:44.781	32.758	33.097	38.926	264.1	2:07:52.900				
10	2	1:48.447	33.962	34.968	39.517	266.7	2:01:30.281	14	1	1:44.628	32.746	33.286	38.596	264.1	2:09:37.528				
11	2	1:40.128	31.760	31.856	36.512	267.3	2:03:10.409	15	1	2:10.301	32.530	32.862	1:04.909	260.9	2:11:47.829				
12	2	1:38.967	31.166	31.682	36.119	270.0	2:04:49.376	16	1	3:27.162	1:12.534	1:00.841	1:13.787		2:15:14.991				
13	2	1:39.028	31.035	31.862	36.131	271.4	2:06:28.404	17	1	3:17.226	1:12.646	1:01.065	1:03.515		2:18:32.217				
14	2	1:39.312	31.703	31.477	36.132	272.0	2:08:07.716	18	1	1:46.225	34.245	33.406	38.574	250.0	2:20:18.442				
15	2	1:39.331	31.006	31.479	36.846	272.0	2:09:47.047	19	1	1:46.149	34.533	33.131	38.485	259.0	2:22:04.591				
16	2	2:15.189	30.974	31.694	1:12.521	271.4	2:12:02.236	99 Bullitt Racing Aston Martin Vantage GT3 1.Stephen PATTRICK 2.Valentin HASSE-CLOT											
17	2	3:25.413	1:11.989	1:00.176	1:13.248		2:15:27.649	1	1	2:06.195	47.817	37.557	40.821		2:06.195				
18	2	3:07.394	1:12.021	1:00.375	54.998		2:18:35.043	2	1	1:50.028	35.426	35.148	39.454	258.4	3:56.223				
19	2	1:42.660	33.217	32.208	37.235	267.3	2:20:17.703	3	1	1:57.383	33.938	40.956	42.489	262.1	5:53.606				
20	2	1:39.207	31.413	31.488	36.306	269.3	2:21:56.910	4	1	3:05.175	53.683	49.056	1:22.436	210.5	8:58.781				
77 Team Thor Ligier JS P320 - Nissan 1.Audunn GUDMUNDSSON LMP3 2.Michael MARKUSSEN																			
1	1	1:48.483	35.981	34.538	37.964		1:48.483	5	1	2:27.659	1:05.827	37.725	44.107		11:26.440				
2	1	1:42.637	32.519	32.944	37.174	260.2	3:31.120	6	1	5:07.680	1:00.877	58.807	3:07.996	158.6	16:34.120				
3	1	1:55.103	32.112	34.030	48.961	261.5	5:26.223	7	1	:37:21.527 B	...	45.652	2:08.343	151.0	1:53:55.647				
4	1	3:01.753	53.335	51.418	1:17.000	139.9	8:27.976	8	1	2:29.728 B	59.311	36.494	53.923		1:56:25.375				
5	1	2:32.385	1:04.754	41.695	45.936		11:00.361	9	2	4:22.268	3:00.300	38.188	43.780		2:00:47.643				
6	1	4:15.221	52.371	1:02.441	2:20.409	190.8	15:15.582	10	2	1:45.934	34.062	33.390	38.482	263.4	2:02:33.577				
7	1	:37:31.211 B	...	56.734	1:32.436	122.6	1:52:46.793	11	2	1:45.217	33.303	33.287	38.627	269.3	2:04:18.794				
8	1	3:03.876 B	1:24.270	48.412	51.194		1:55:50.669	12	2	1:43.827	32.946	32.825	38.056	265.4	2:06:02.621				
9	2	3:59.489	2:47.804	34.784	36.901		1:59:50.158	13	2	1:42.282	32.142	32.529	37.611	264.1	2:07:44.903				
10	2	1:42.296	32.256	32.614	37.426	262.8	2:01:32.454	14	2	1:42.616	32.294	32.615	37.707	265.4	2:09:27.519				
11	2	1:42.315	32.589	33.043	36.683	269.3	2:03:14.769	15	2	2:08.427 B	32.330	32.673	1:03.424	264.7	2:11:35.946				
12	2	1:39.649	31.572	31.757	36.320	267.3	2:04:54.418	16	2	3:31.429	1:18.369	1:00.097	1:12.963		2:15:07.375				
13	2	1:39.252	31.199	31.795	36.258	267.3	2:06:33.670	17	2	3:24.812	1:11.496	1:00.374	1:12.942		2:18:32.187				
14	2	1:39.672	31.366	31.859	36.447	267.3	2:08:13.342	18	2	1:51.074	37.236	35.096	38.742	217.7	2:20:23.261				
15	2	1:40.613	31.508	31.996	37.109	270.0	2:09:53.955	19	2	1:44.643	33.362	33.147	38.134	262.8	2:22:07.904				
16	2	2:16.718	31.310	32.269	1:13.139	266.7	2:12:10.673	88 GMB Motorsport Honda NSX GT3 1.Jan MAGNUSSEN 2.Lars Engelbrecht PEDERSEI											
17	2	3:25.910	1:12.136	1:00.436	1:13.338		2:15:36.583	1	2	2:06.701	48.111	37.445	41.145		2:06.701				
18	2	3:02.080	1:12.206	1:00.534	49.340		2:18:38.663												
19	2	1:41.569	31.932	32.715	36.922	264.7	2:20:20.232												
20	2	1:41.055	31.953	32.444	36.658	268.0	2:22:01.287												