

# Michelin Le Mans Cup

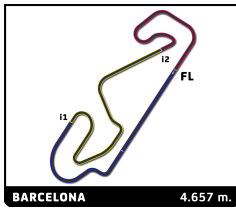
## Barcelona Round

### Free Practice 1

### Sector Analysis

Lap under Red Flag   Invalidated Lap   Personal Best   Session Best   B Crossing the pit lane

Lap	D	Time	Sector 1	Sector 2	Sector 3	T. Spd	Elapsed	Lap	D	Time	Sector 1	Sector 2	Sector 3	T. Spd	Elapsed	
<b>2</b>		<b>CD Sport</b> 1. Fabien MICHAL 2. Kirill SMAL						Ligier JS P320 - Nissan LMP3								
1	2	2:24.305	1:03.985	46.993	33.327	134.2	2:24.305	6	1	1:40.323	29.712	40.937	<b>29.674</b>	262.8	11:50.035	
2	2	1:44.987	31.945	42.059	30.983	254.7	4:09.292	7	1	<b>1:40.088</b>	29.858	40.507	29.723	264.1	13:30.123	
3	2	1:40.807	29.594	41.100	30.113	263.4	5:50.099	8	1	2:08.997 B	29.901	56.168	42.928	262.1	15:39.120	
4	2	1:39.218	30.006	40.363	28.849	262.8	7:29.317	9	1	14:52.207	...	1:19.452	55.935	80.0	30:31.327	
5	2	1:37.342	29.255	39.520	<b>28.567</b>	260.9	9:06.659	10	1	1:50.540	36.269	42.583	31.688	230.3	32:21.867	
6	2	<b>1:37.064</b>	<b>29.046</b>	<b>39.201</b>	28.817	262.8	10:43.723	11	1	<del>1:43.442</del>	30.677	41.804	<del>30.961</del>	262.1	34:05.309	
7	2	1:39.904	29.077	40.266	30.561	262.8	12:23.627	12	1	<b>2:07.789 B</b>	30.562	44.057	53.170	260.9	36:13.098	
8	2	1:46.385 B	29.316	39.380	37.689	260.2	14:10.012	13	2	<b>7:46.974 B</b>	5:35.968	1:14.967	56.039	99.4	44:00.072	
9	1	9:15.495	7:59.601	42.399	33.495	171.7	23:25.507	14	2	<b>6:49.931 B</b>	4:35.159	1:18.872	55.900	179.4	50:50.003	
10	1	<del>1:40.586</del>	30.415	40.635	<del>29.536</del>	258.4	25:06.093	15	2	4:47.916	3:36.070	40.733	31.113	119.3	55:37.919	
11	1	<del>1:50.912</del>	<del>30.655</del>	43.350	36.907	259.0	26:57.005	16	2	<del>1:41.658</del>	30.033	40.743	<del>30.882</del>	257.1	57:19.577	
12	1	3:19.138	1:04.732	1:18.869	55.537	80.1	30:16.143	17	2	<b>1:53.603 B</b>	<b>29.611</b>	<b>40.496</b>	43.496	264.1	59:13.180	
13	1	1:55.690	44.399	41.040	30.251	182.4	32:11.833									
14	1	1:39.985	30.287	40.250	29.448	258.4	33:51.818									
15	1	<b>1:59.116 B</b>	30.124	45.123	43.869	259.0	35:50.934									
16	1	<b>7:20.392 B</b>	5:28.893	55.217	56.282	164.1	43:11.326									
17	1	<b>5:51.526 B</b>	4:11.569	42.995	56.962	175.9	49:02.852									
18	2	6:10.039	4:57.466	42.227	30.346	177.6	55:12.891									
19	2	<del>1:38.491</del>	29.801	39.536	<del>29.154</del>	258.4	56:51.382									
20	2	1:41.166	30.848	40.580	29.738	262.8	58:32.548									
21	2	<b>2:57.986 B</b>	47.029	1:18.613	52.344	262.1	1:01:30.534									
<b>3</b>		<b>DKR Engineering</b> 1. Alexander BUKHANTSOV 2. James WINSLOW						Duqueine M30 - D08 - Nissan LMP3								
1	2	2:27.612	1:10.559	45.722	31.331	149.4	2:27.612									
2	2	1:41.965	30.791	41.308	29.866	256.5	4:09.577									
3	2	<del>1:42.007</del>	30.582	41.680	<del>29.745</del>	261.5	5:51.584									
4	2	1:47.740	30.039	40.792	36.909	263.4	7:39.324									
5	2	<b>1:37.678</b>	29.413	<b>39.435</b>	<b>28.830</b>	262.8	9:17.002									
6	2	1:51.046	29.477	43.283	38.286	262.8	11:08.048									
7	2	<del>1:40.950</del>	29.653	40.520	<del>30.777</del>	261.5	12:48.998									
8	2	1:42.353	30.430	41.454	30.469	262.8	14:31.351									
9	2	<del>1:38.131</del>	29.479	<del>39.735</del>	28.917	262.1	16:09.482									
10	2	<b>2:19.406 B</b>	<b>29.348</b>	49.118	1:00.940	262.1	18:28.888									
11	1	10:50.841	8:34.785	1:19.992	56.064	171.2	29:19.729									
12	1	2:27.476	1:13.670	43.083	30.723	78.8	31:47.205									
13	1	1:41.736	30.578	41.212	29.946	259.6	33:28.941									
14	1	<b>6:58.353 B</b>	30.041	5:46.720	41.592	260.2	40:27.294									
15	1	<b>10:47.461 B</b>	8:31.935	1:19.700	55.826	174.8	51:14.755									
16	1	4:29.937	3:15.481	43.610	30.846	168.2	55:44.692									
17	1	1:43.019	30.500	41.682	30.837	259.6	57:27.711									
18	1	<b>2:13.213 B</b>	30.439	41.238	1:01.536	260.2	59:40.924									
<b>4</b>		<b>Nielsen Racing</b> 1. John MELSOM 2. Matthew BELL						Duqueine M30 - D08 - Nissan LMP3								
1	1	3:08.807	1:43.952	49.871	34.984	104.7	3:08.807									
2	1	1:50.350	33.266	45.601	31.483	252.9	4:59.157									
3	1	1:46.219	30.600	44.553	31.066	259.0	6:45.376									
4	1	<del>1:42.611</del>	30.166	<del>42.252</del>	30.193	260.9	8:27.987									
5	1	1:41.725	29.779	42.191	29.755	260.2	10:09.712									
<b>6</b>		<b>ANS Motorsport</b> 1. Jonathan BROSSARD 2. Nicolas SCHATZ						Ligier JS P320 - Nissan LMP3								
1	1	2:12.640	50.611	47.306	34.723	155.2	2:12.640									
2	1	1:52.178	33.847	44.681	33.650	251.7	4:04.818									
3	1	1:44.413	31.340	41.929	31.144	255.9	5:49.231									
4	1	<del>1:42.771</del>	30.285	42.105	<del>30.381</del>	259.6	7:32.002									
5	1	1:42.969	30.820	42.005	30.144	262.1	9:14.971									
6	1	1:43.978	30.489	42.929	30.560	260.9	10:58.949									
7	1	1:43.271	31.869	41.122	30.280	262.8	12:42.220									
8	1	1:40.483	30.018	40.605	29.860	259.0	14:22.703									
9	1	1:41.498	30.003	41.003	30.492	262.1	16:04.201									
10	1	<b>2:22.269 B</b>	30.058	50.818	1:01.393	258.4	18:26.470									
11	1	6:10.475	4:57.727	41.469	31.279	149.8	24:36.945									
12	1	1:40.874	30.006	40.826	30.042	257.1	26:17.819									
13	1	2:35.084	30.197	1:09.697	55.190	259.6	28:52.903									
14	1	2:36.528	1:14.029	51.412	31.087	78.9	31:29.431									
15	1	1:40.601	30.205	40.418	29.978	258.4	33:10.032									
16	1	1:43.042	30.306	41.831	30.905	262.8	34:53.074									
17	1	<b>2:44.046 B</b>	30.239	1:14.885	58.922	259.6	37:37.120									
18	2	<b>5:54.392 B</b>	3:51.958	1:06.230	56.204	162.4	43:31.512									
19	2	<b>5:39.291 B</b>	3:57.340	41.764	1:00.187	173.4	49:10.803									
20	2	5:57.436	4:47.036	40.664	29.736	176.5	55:08.239									
21	2	1:42.699	30.819	41.457	30.423	259.0	56:50.938									
22	2	<b>1:38.887</b>	<b>29.844</b>	<b>39.698</b>	<b>29.345</b>	258.4	58:29.825									
23	2	<b>2:58.713 B</b>	46.760	1:18.912	53.041	261.5	1:01:28.538									
<b>7</b>		<b>Nielsen Racing</b> 1. Anthony WELLS 2. Josh SKELTON						Ligier JS P320 - Nissan LMP3								
1	1	2:42.724	1:24.466	46.180	32.078	158.6	2:42.724									
2	1	1:43.097	31.035	41.896	30.166	255.3	4:25.821									
3	1	1:43.542	29.976	40.962	32.604	260.9	6:09.363									
4	1	1:39.443	29.886	40.170	29.387	260.9	7:48.806									
5	1	1:46.748	30.210	45.233	31.305	261.5	9:35.554									
6	1	<del>1:39.133</del>	29.856	40.091	<del>29.186</del>	259.6	11:14.687									
7	1	1:47.212	<b>29.706</b>	40.663	36.843	262.1	13:01.899									
8	1	<del>1:50.197</del>	37.945	42.478	<del>29.774</del>	263.4	14:52.096									
9	1	<del>1:41.903</del>	<del>29.829</del>	42.062	30.012	260.9	16:33.999									
10	1	<b>2:45.397 B</b>	29.994	1:10.878	1:04.525	261.5	19:19.396									
11	1	10:39.602	8:22.143	1:19.954	57.505	178.2	29:58.998									
12	1	2:08.585	53.996	44.438	30.151	80.1	32:07.583									



# Michelin Le Mans Cup

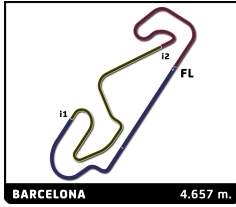
## Barcelona Round

### Free Practice 1

#### Sector Analysis

Lap under Red Flag   Invalidated Lap   Personal Best   Session Best   B Crossing the pit lane

Lap	D	Time	Sector 1	Sector 2	Sector 3	T. Spd	Elapsed	Lap	D	Time	Sector 1	Sector 2	Sector 3	T. Spd	Elapsed
13	1	1:40.596	30.141	40.671	29.784	260.9	33:48.179	20	2	4:14.285	3:02.081	41.951	30.253	126.0	55:39.598
14	1	<b>1:56.707 B</b>	30.299	43.703	42.705	261.5	35:44.886	21	2	1:42.704	31.512	40.769	30.423	259.6	57:22.302
15	2	<b>7:34.258 B</b>	5:37.535	56.998	59.725	173.1	43:19.144	22	2	<b>2:07.154 B</b>	30.909	40.676	55.569	258.4	59:29.456
16	2	<b>5:42.697 B</b>	4:06.791	40.883	55.023	176.5	49:01.841	<b>10</b> <b>Racing Spirit of Lemman</b> <small>Aston Martin Vantage GT3</small>							
17	2	6:01.817	4:51.988	40.523	<b>29.306</b>	177.0	55:03.658	1. Arnold ROBIN <small>GT3</small>							
18	2	<b>1:38.967</b>	29.762	<b>39.766</b>	29.439	260.2	56:42.625	2. Valentin HASSE-CLOT							
19	2	<del>1:41.855</del>	29.850	39.858	<del>32.147</del>	266.0	58:24.480	1	2	3:28.153	2:08.111	45.762	34.280	117.9	3:28.153
20	2	<b>2:52.710 B</b>	<del>36.504</del>	1:18.571	57.635	262.1	1:01:17.190	2	2	1:49.981	36.080	43.283	30.618	172.2	5:18.134
<b>8</b> <b>GRAFF Racing</b> <small>Ligier JS P320 - Nissan LMP3</small>								<b>11</b> <b>CD Sport</b> <small>Ligier JS P320 - Nissan LMP3</small>							
1. George NAKAS								1. Shahan Haig SARKISSIAN							
2. Fraser ROSS								2. Franck CHAPPARD							
1	1	3:11.384	1:44.472	50.814	36.098	116.5	3:11.384	1	2	3:50.055	2:17.942	55.876	36.237	120.8	3:50.055
2	1	2:03.304	34.941	51.706	36.657	247.1	5:14.688	2	2	1:56.711	35.902	46.378	34.431	204.9	5:46.766
3	1	1:50.884	32.449	44.142	34.293	252.3	7:05.572	3	2	1:40.832	30.546	41.286	29.000	258.4	7:27.598
4	1	1:47.276	31.917	43.184	32.175	253.5	8:52.848	4	2	1:40.357	30.216	41.183	<b>28.958</b>	262.1	9:07.955
5	1	1:46.011	31.860	42.444	31.707	237.4	10:38.859	5	2	<del>1:38.439</del>	<b>29.224</b>	40.344	<del>28.871</del>	260.9	10:46.394
6	1	1:44.716	31.142	42.553	31.021	255.3	12:23.575	6	2	<del>1:38.652</del>	<del>29.480</del>	<b>40.024</b>	29.148	263.4	12:25.046
7	1	1:47.503	32.762	43.179	31.562	250.0	14:11.078	7	2	1:41.492	31.361	40.274	29.857	260.9	14:06.538
8	1	1:45.595	31.375	42.764	31.456	254.7	15:56.673	8	2	1:39.649	30.075	40.198	29.376	262.8	15:46.187
9	1	<b>2:28.657 B</b>	32.519	53.350	1:02.788	239.5	18:25.330	9	2	<b>2:05.826 B</b>	29.596	41.845	54.385	261.5	17:52.013
10	1	5:38.135	4:22.553	43.665	31.917	169.8	24:03.465	10	2	6:06.383	4:49.807	45.349	31.227	177.0	23:58.396
11	1	1:46.582	32.110	42.812	31.660	252.9	25:50.047	11	2	<b>1:39.569</b>	29.701	40.481	29.387	259.0	25:37.965
12	1	2:26.085	34.050	54.987	57.048	252.3	28:16.132	12	2	2:03.935	31.123	40.476	52.336	259.6	27:41.900
13	1	2:58.230	1:14.360	1:11.318	32.552	79.8	31:14.362	13	2	3:19.490 B	1:13.497	1:19.049	46.944	79.9	31:01.390
14	1	1:46.499	32.003	42.627	31.869	251.7	33:00.861	14	2	<b>4:55.416 B</b>	3:19.700	48.905	46.811	174.8	35:56.806
15	1	2:03.576 B	31.829	45.224	45.523	250.0	35:04.437	15	2	<b>8:12.062 B</b>	5:57.629	1:17.308	57.125	144.8	44:08.868
16	2	<b>7:55.358 B</b>	6:07.018	47.743	1:00.597	177.9	42:59.795	16	1	<b>5:10.700 B</b>	3:31.647	42.718	56.335	175.6	49:19.568
17	2	<b>7:09.789 B</b>	5:04.787	1:10.819	54.183	93.3	50:09.584	17	1	5:56.662	4:44.283	42.051	30.328	177.0	55:16.230
18	2	5:51.382	4:36.241	42.594	32.547	139.2	56:00.966	18	1	1:47.265	32.101	43.291	31.873	258.4	57:03.495
19	2	<b>1:39.544</b>	30.148	<b>40.270</b>	<b>29.126</b>	252.3	57:40.510	19	1	<b>1:42.088</b>	30.454	41.336	30.298	255.9	58:45.583
20	2	<b>2:17.519 B</b>	<b>29.499</b>	43.089	1:04.931	257.1	59:58.029	20	1	<b>3:08.055 B</b>	49.684	1:18.459	59.912	138.3	1:01:53.638
<b>9</b> <b>Racing Spirit of Lemman</b> <small>Ligier JS P320 - Nissan LMP3</small>								<b>13</b> <b>Inter Europol Competition</b> <small>Ligier JS P320 - Nissan LMP3</small>							
1. Christian GISY								1. Ben STONE							
2. Ralf KELLENERS								2. Santiago CONCEPCIÓN S							
1	1	2:51.143	1:25.431	49.997	35.715	123.6	2:51.143	1	1	3:12.790	1:46.578	50.266	35.946	141.2	3:12.790
2	1	1:51.971	32.952	45.671	33.348	251.2	4:43.114	2	1	1:48.188	33.228	44.221	30.739	252.9	5:00.978
3	1	1:42.981	31.100	41.540	30.341	256.5	6:26.095	3	1	1:47.030	30.680	43.048	33.302	256.5	6:48.008
4	1	1:41.409	30.370	40.946	30.093	258.4	8:07.504								
5	1	1:40.728	30.233	40.603	29.892	259.0	9:48.232								
6	1	1:43.020	30.616	42.340	30.064	260.9	11:31.252								
7	1	1:40.933	30.036	40.875	30.022	258.4	13:12.185								
8	1	1:40.937	29.953	40.937	30.047	259.0	14:53.122								
9	1	1:41.604	30.196	40.884	30.524	259.0	16:34.726								
10	1	<b>2:46.673 B</b>	30.242	1:13.335	1:03.096	259.6	19:21.399								
11	2	4:29.523	3:18.554	41.366	29.603	174.8	23:50.922								
12	2	1:45.627	<b>29.908</b>	42.786	32.933	258.4	25:36.549								
13	2	2:12.356	30.295	41.981	1:00.080	258.4	27:48.905								
14	2	3:07.863	1:15.061	1:18.921	33.881	79.5	30:56.768								
15	2	1:40.198	29.922	40.735	29.541	256.5	32:36.966								
16	2	<b>1:40.030</b>	30.435	<b>40.207</b>	<b>29.388</b>	261.5	34:16.996								
17	2	<b>2:08.581 B</b>	30.060	43.414	55.107	263.4	36:25.577								
18	2	<b>9:50.283 B</b>	4:41.813	4:12.145	56.325	176.5	46:15.860								
19	2	<b>5:09.453 B</b>	2:51.013	1:20.320	58.120	156.1	51:25.313								



# Michelin Le Mans Cup

## Barcelona Round

### Free Practice 1

#### Sector Analysis

Lap under Red Flag   Invalidated Lap   Personal Best   Session Best   B Crossing the pit lane

Lap	D	Time	Sector 1	Sector 2	Sector 3	T. Spd	Elapsed	Lap	D	Time	Sector 1	Sector 2	Sector 3	T. Spd	Elapsed
4	1	1:42.623	30.775	41.151	30.697	256.5	8:30.631	12	2	1:41.455	31.432	40.356	29.667	257.8	25:23.258
5	1	1:42.924	30.473	41.377	31.074	258.4	10:13.555	13	2	1:54.757	34.517	39.957	40.283	256.5	27:18.015
6	1	<b>1:39.390</b>	29.830	<b>40.015</b>	<b>29.545</b>	259.6	11:52.945	14	2	3:21.410	1:13.327	1:19.276	48.807	79.9	30:39.425
7	1	1:39.810	<b>29.543</b>	40.412	29.855	260.9	13:32.755	15	2	1:40.596	30.778	40.222	<b>29.596</b>	252.3	32:20.021
8	1	1:42.222	29.805	41.178	31.239	260.9	15:14.977	16	2	<del>1:39.414</del>	29.987	40.160	<del>29.267</del>	257.8	33:59.435
9	1	6:03.286 B	29.985	4:38.530	54.771	257.8	21:18.263	17	2	<b>1:58.340 B</b>	<del>29.734</del>	42.016	46.590	258.4	35:57.775
10	2	<del>10:56.676</del>	9:45.831	<del>41.086</del>	29.759	159.8	32:14.939	18	2	<b>7:38.150 B</b>	5:33.695	1:07.346	57.109	163.4	43:35.925
11	2	<del>1:39.861</del>	30.183	40.311	<del>29.367</del>	257.1	33:54.800	19	2	<b>5:35.873 B</b>	3:55.712	40.866	59.295	171.7	49:11.798
12	2	<b>1:57.235 B</b>	<del>30.072</del>	43.366	43.797	259.6	35:52.035	20	2	5:57.854	4:46.632	41.115	30.107	178.5	55:09.652
13	2	<b>7:28.798 B</b>	5:31.507	1:00.806	56.485	177.6	43:20.833	21	2	1:45.807	30.187	41.004	34.616	254.1	56:55.459
14	2	<b>5:43.193 B</b>	4:07.086	41.920	54.187	174.8	49:04.026	22	2	<b>1:40.389</b>	30.149	<b>39.904</b>	30.336	256.5	58:35.848
15	2	6:01.942	4:50.800	41.422	29.720	175.0	55:05.968	23	2	<b>2:57.587 B</b>	51.849	1:18.666	47.072	238.9	1:01:33.435
16	2	<del>1:39.427</del>	30.133	40.037	<del>29.257</del>	257.1	56:45.395								

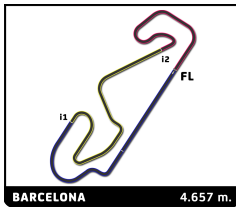
14		Inter Europol Competition					Ligier JS P320 - Nissan	
		1.Andres LATORRE CANON					LMP3	
		2.Daniel ALI						
1	1	2:24.170	1:00.131	50.151	33.888	125.0	2:24.170	
2	1	1:47.584	32.092	44.229	31.263	248.8	4:11.754	
3	1	1:44.872	31.212	42.476	31.184	254.1	5:56.626	
4	1	1:50.441	31.118	42.814	36.509	255.3	7:47.067	
5	1	1:44.815	31.405	42.237	31.173	254.1	9:31.882	
6	1	1:44.592	31.784	41.828	30.980	256.5	11:16.474	
7	1	1:44.978	31.130	42.427	31.421	257.1	13:01.452	
8	1	<del>1:43.507</del>	31.354	41.545	<del>30.608</del>	255.3	14:44.959	
9	1	<del>1:43.712</del>	<del>31.288</del>	41.703	30.721	254.1	16:28.671	
10	1	<b>2:39.727 B</b>	31.134	1:11.343	57.250	255.3	19:08.398	
11	2	4:41.197	3:27.396	42.556	31.245	157.7	23:49.595	
12	2	1:42.527	30.949	41.055	30.523	253.5	25:32.122	
13	2	2:03.201	32.411	42.180	48.610	255.3	27:35.323	
14	2	3:14.380	1:13.472	1:19.305	41.603	80.0	30:49.703	
15	2	1:44.866	31.420	42.595	30.851	253.5	32:34.569	
16	2	1:42.111	<b>30.600</b>	40.684	30.827	255.9	34:16.680	
17	2	<b>2:10.750 B</b>	31.262	43.520	55.968	256.5	36:27.430	
18	1	<b>7:07.340 B</b>	5:03.650	1:05.834	57.856	168.2	43:34.770	
19	2	<b>5:38.625 B</b>	3:56.783	41.972	59.870	171.2	49:13.395	
20	2	6:01.823	4:48.349	41.513	31.961	175.3	55:15.218	
21	2	1:41.521	31.015	<b>40.419</b>	<b>30.087</b>	255.3	56:56.739	
22	2	<b>1:41.516</b>	30.693	40.594	30.229	255.9	58:38.255	
23	2	<b>3:11.214 B</b>	54.827	1:18.820	57.567	188.2	1:01:49.469	

15		Inter Europol Competition					Ligier JS P320 - Nissan	
		1.Chris SHORT					LMP3	
		2.Bryson MORRIS						
1	1	2:39.829	1:16.025	49.141	34.663	143.6	2:39.829	
2	1	1:45.312	32.439	42.558	30.315	244.9	4:25.141	
3	1	1:40.734	29.992	40.622	30.120	257.1	6:05.875	
4	1	1:42.251	29.974	40.231	32.046	258.4	7:48.126	
5	1	1:40.739	30.425	40.625	29.689	255.3	9:28.865	
6	1	1:40.969	<b>29.911</b>	40.249	30.809	259.0	11:09.834	
7	1	1:44.377	30.023	41.112	33.242	258.4	12:54.211	
8	1	1:40.795	29.941	40.227	30.627	257.1	14:35.006	
9	1	1:42.888	30.929	40.790	31.169	260.2	16:17.894	
10	1	<b>2:37.632 B</b>	30.340	1:08.077	59.215	257.1	18:55.526	
11	2	4:46.277	3:34.193	41.542	30.542	166.2	23:41.803	

16		Team Virage					Ligier JS P320 - Nissan	
		1.Julien GERBI					LMP3	
		2.Gillian HENRION						
1	1	2:46.605	1:20.561	48.878	37.166	121.2	2:46.605	
2	1	1:49.389	32.889	45.937	30.563	245.5	4:35.994	
3	1	1:41.121	30.449	41.234	29.438	256.5	6:17.115	
4	1	1:38.726	<b>29.506</b>	39.993	29.227	257.1	7:55.841	
5	1	<del>1:42.524</del>	29.870	41.301	<del>31.253</del>	259.0	9:38.365	
6	1	<b>1:38.531</b>	29.652	<b>39.644</b>	29.235	259.0	11:16.896	
7	1	<del>1:41.548</del>	30.681	40.330	<del>30.537</del>	260.2	12:58.444	
8	1	1:38.748	29.699	39.884	<b>29.165</b>	257.8	14:37.192	
9	1	1:46.889 B	29.578	41.947	35.364	260.9	16:24.081	
10	1	36:16.678 B					52:40.759	
11	2	3:04.683	1:50.755	43.536	30.392	163.9	55:45.442	
12	2	<del>1:52.400</del>	35.697	46.991	<del>29.712</del>	218.6	57:37.842	
13	2	<b>2:17.232 B</b>	29.870	41.162	1:06.200	255.9	59:55.074	

17		IDEC Sport					Ligier JS P320 - Nissan	
		1.Patrice LAFARGUE					LMP3	
		2.Dino LUNARDI						
1	2	3:19.091	1:59.794	45.883	33.414	163.4	3:19.091	
2	2	1:45.235	31.055	44.750	29.430	254.7	5:04.326	
3	2	1:41.305	29.764	41.191	30.350	256.5	6:45.631	
4	2	1:39.698	31.011	39.896	28.791	259.6	8:25.329	
5	2	<b>1:37.480</b>	29.373	<b>39.331</b>	<b>28.776</b>	258.4	10:02.809	
6	2	1:41.729	<b>29.318</b>	39.738	32.673	259.6	11:44.538	
7	2	1:42.068 B	29.505	39.588	32.975	257.1	13:26.606	
8	1	10:28.214	9:11.079	44.575	32.560	152.5	23:54.820	
9	1	1:46.106	31.239	42.622	32.245	255.3	25:40.926	
10	1	2:10.955	31.979	42.305	56.671	254.1	27:51.881	
11	1	3:07.831	1:13.457	1:19.546	34.828	80.0	30:59.712	
12	1	1:43.773	30.719	41.878	31.176	253.5	32:43.485	
13	1	1:46.161	30.841	42.717	32.603	254.7	34:29.646	
14	1	<b>2:24.708 B</b>	30.642	55.800	58.266	255.9	36:54.354	
15	1	<b>6:58.500 B</b>	4:45.580	1:09.347	1:03.573	167.4	43:52.854	
16	1	<b>7:11.024 B</b>	4:50.365	1:20.452	1:00.207	174.2	51:03.878	
17	1	4:57.856	3:41.478	43.845	32.533	170.1	56:01.734	
18	1	1:44.123	31.087	41.756	31.280	253.5	57:45.857	
19	1	<b>2:23.748 B</b>	30.849	54.457	58.442	254.1	1:00:09.605	

18		Team Parker Racing					Porsche 911 GT3 R (992)	
		1.Nick JONES					GT3	
		2.Scott MALVERN						



# Michelin Le Mans Cup

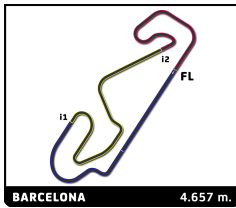
## Barcelona Round

### Free Practice 1

## Sector Analysis

Lap under Red Flag													Invalidated Lap	Personal Best	Session Best	B Crossing the pit lane
Lap	D	Time	Sector 1	Sector 2	Sector 3	T. Spd	Elapsed	Lap	D	Time	Sector 1	Sector 2	Sector 3	T. Spd	Elapsed	
<b>19</b> <b>Leipert Motorsport</b> <small>Lamborghini Huracan GT3 EVO2</small>																
1. Gabriel RINDONE <small>GT3</small>																
2. Patrick KUJALA																
1	2	2:32.594	1:11.587	48.033	32.974	143.6	2:32.594	9	1	6:58.565	5:44.714	42.861	30.990	106.6	26:15.915	
2	2	1:57.412 <b>B</b>	33.091	45.126	39.195	242.7	4:30.006	10	1	2:36.481	30.709	1:09.397	56.375	255.3	28:52.396	
3	2	2:37.409	1:24.822	42.101	30.486	172.0	7:07.415	11	1	2:40.912	1:13.425	56.622	30.865	79.9	31:33.308	
4	2	1:46.120	31.207	42.554	32.359	247.1	8:53.535	12	1	1:41.709	30.399	41.181	30.129	255.3	33:15.017	
5	2	1:43.996	31.700	42.050	30.246	252.3	10:37.531	13	1	1:42.654	30.313	42.035	30.306	257.1	34:57.671	
6	2	<b>1:42.191</b>	30.961	<b>41.155</b>	<b>30.075</b>	250.6	12:19.722	14	1	<b>2:48.484 B</b>	30.363	1:13.478	1:04.643	257.8	37:46.155	
7	2	<del>1:42.081</del>	<b>30.839</b>	<del>41.076</del>	30.166	250.0	14:01.803	15	1	<b>11:30.641 B</b>	9:47.645	42.499	1:00.497	173.4	49:16.796	
8	2	1:42.572	30.928	41.389	30.255	249.4	15:44.375	16	1	5:58.565	4:46.014	41.733	30.818	172.0	55:15.361	
9	2	<b>2:10.585 B</b>	30.897	42.334	57.354	249.4	17:54.960	17	1	2:05.822	32.614	46.244	46.964	253.5	57:21.183	
10	1	5:34.906	4:19.106	44.108	31.692	164.9	23:29.866	18	1	<b>2:12.578 B</b>	30.875	42.971	58.732	254.7	59:33.761	
11	1	<del>1:45.719</del>	31.862	42.417	<del>31.440</del>	247.7	25:15.585									
12	1	2:01.220	32.425	44.225	44.570	249.4	27:16.805									
13	1	3:22.468	1:13.874	1:19.301	49.293	79.4	30:39.273									
14	1	1:49.272	33.521	43.676	32.075	246.6	32:28.545									
15	1	1:46.108	31.897	42.660	31.551	247.7	34:14.653									
16	1	<b>2:04.911 B</b>	31.826	43.051	50.034	248.8	36:19.564									
17	1	<b>7:27.212 B</b>	5:16.313	1:08.822	1:02.077	166.9	43:46.776									
18	1	<b>6:46.347 B</b>	4:30.281	1:17.294	58.772	168.2	50:33.123									
19	1	5:36.199	4:13.861	48.480	33.858	168.7	56:09.322									
20	1	1:47.473	33.056	42.814	31.603	243.2	57:56.795									
21	1	<b>2:41.953 B</b>	32.664	1:10.461	58.828	248.3	1:00:38.748									
<b>23</b> <b>United Autosports</b> <small>Ligier JS P320 - Nissan</small>																
1. John SCHAUERMAN <small>LMP3</small>																
2. Wayne BOYD																
1	1	5:13.837	2:50.656	1:46.737	36.444	136.4	5:13.837	9	2	5:10.066	3:59.857	40.682	29.527	173.4	23:06.454	
2	1	1:45.096	31.943	42.683	30.470	254.1	6:58.933	10	2	<b>1:37.113</b>	29.151	39.213	<b>28.749</b>	257.1	24:43.567	
3	1	1:47.388	30.099	42.326	34.963	257.8	8:46.321	11	2	1:47.185 <b>B</b>	29.413	40.178	37.594	261.5	26:30.752	
4	1	1:40.348	29.817	40.529	30.002	259.0	10:26.669	12	2	4:39.247	3:03.323	1:06.810	29.114	80.2	31:09.999	
5	1	1:40.426	29.570	40.574	30.282	259.6	12:07.095	13	2	<del>1:36.814</del>	29.162	<b>39.197</b>	<b>28.455</b>	257.1	32:46.813	
6	1	1:49.207	30.056	42.138	37.013	260.9	13:56.302	14	2	<del>1:40.849</del>	<del>29.925</del>	40.873	31.151	260.9	34:27.662	
7	1	1:42.880	29.773	40.626	32.481	258.4	15:39.182	15	2	<b>2:19.992 B</b>	<b>28.962</b>	50.953	1:00.077	261.5	36:47.654	
8	1	<b>2:17.206 B</b>	30.085	49.256	57.865	257.1	17:56.388	16	1	<b>11:36.729</b>	...	42.595	30.779	169.3	48:24.383	
9	2	5:10.066	3:59.857	40.682	29.527	173.4	23:06.454	17	1	<b>3:20.225 B</b>	1:04.994	1:19.439	55.792	74.3	51:44.608	
10	2	<b>1:37.113</b>	29.151	39.213	<b>28.749</b>	257.1	24:43.567	18	1	4:30.081	3:14.926	43.861	31.294	157.4	56:14.689	
11	2	1:47.185 <b>B</b>	29.413	40.178	37.594	261.5	26:30.752	19	1	1:42.225	30.312	40.981	30.932	257.8	57:56.914	
12	2	4:39.247	3:03.323	1:06.810	29.114	80.2	31:09.999									
13	2	<del>1:36.814</del>	29.162	<b>39.197</b>	<b>28.455</b>	257.1	32:46.813									
14	2	<del>1:40.849</del>	<del>29.925</del>	40.873	31.151	260.9	34:27.662									
15	2	<b>2:19.992 B</b>	<b>28.962</b>	50.953	1:00.077	261.5	36:47.654									
16	1	<b>11:36.729</b>	...	42.595	30.779	169.3	48:24.383									
17	1	<b>3:20.225 B</b>	1:04.994	1:19.439	55.792	74.3	51:44.608									
18	1	4:30.081	3:14.926	43.861	31.294	157.4	56:14.689									
19	1	1:42.225	30.312	40.981	30.932	257.8	57:56.914									
<b>25</b> <b>360 Racing</b> <small>Ligier JS P320 - Nissan</small>																
1. Mark RICHARDS <small>LMP3</small>																
2. Belen GARCIA																
1	2	3:13.217 <b>B</b>	1:42.203	48.565	42.449	111.3	3:13.217	9	2	5:10.066	3:59.857	40.682	29.527	173.4	23:06.454	
2	2	7:49.740	6:29.993	46.946	32.801	147.3	11:02.957	10	2	<b>1:37.113</b>	29.151	39.213	<b>28.749</b>	257.1	24:43.567	
3	2	1:47.506	32.125	43.022	32.359	255.9	12:50.463	11	2	1:47.185 <b>B</b>	29.413	40.178	37.594	261.5	26:30.752	
4	2	1:41.806	30.600	41.559	29.647	258.4	14:32.269	12	2	4:39.247	3:03.323	1:06.810	29.114	80.2	31:09.999	
5	2	<b>1:38.206</b>	<b>29.554</b>	<b>39.700</b>	<b>28.952</b>	262.8	16:10.475	13	2	<del>1:36.814</del>	29.162	<b>39.197</b>	<b>28.455</b>	257.1	32:46.813	
6	2	<b>2:25.599 B</b>	30.348	57.353	57.898	262.8	18:36.074	14	2	<del>1:40.849</del>	<del>29.925</del>	40.873	31.151	260.9	34:27.662	
7	1	6:25.620	5:12.463	41.680	31.477	173.6	25:01.694	15	2	<b>2:19.992 B</b>	<b>28.962</b>	50.953	1:00.077	261.5	36:47.654	
8	1	1:47.530	33.977	41.744	31.809	257.1	26:49.224	16	1	<b>11:36.729</b>	...	42.595	30.779	169.3	48:24.383	
9	1	3:10.754	53.225	1:20.033	57.496	257.1	29:59.978	17	1	<b>3:20.225 B</b>	1:04.994	1:19.439	55.792	74.3	51:44.608	
10	1	2:06.599	54.397	41.491	30.711	80.1	32:06.577	18	1	4:30.081	3:14.926	43.861	31.294	157.4	56:14.689	
11	1	1:42.588	30.549	41.053	30.986	256.5	33:49.165	19	1	1:42.225	30.312	40.981	30.932	257.8	57:56.914	
12	1	<b>2:00.870 B</b>	31.170	43.616	46.084	257.8	35:50.035									
13	1	<b>8:22.560 B</b>	6:07.648	1:18.676	56.236	177.3	44:12.595									
14	1	<b>5:16.664 B</b>	3:30.538	47.728	58.398	158.4	49:29.259									
15	1	5:51.675	4:38.392	42.467	30.816	176.5	55:20.934									
16	1	1:44.966	30.564	41.774	32.628	257.1	57:05.900									
17	1	<b>1:53.038</b>	30.563	44.365	38.110	260.2	58:58.938									
18	1	<b>3:35.384 B</b>	1:16.023	1:19.398	59.963	75.4	1:02:34.322									






# Michelin Le Mans Cup

## Barcelona Round

### Free Practice 1

## Sector Analysis

Lap under Red Flag							Invalidated Lap		Personal Best	Session Best	B Crossing the pit lane											
Lap	D	Time	Sector 1	Sector 2	Sector 3	T. Spd	Elapsed	Lap	D	Time	Sector 1	Sector 2	Sector 3	T. Spd	Elapsed							
5	1	1:46.439	31.070	43.043	32.326	247.7	10:16.932	13	1	2:00.267	35.444	47.567	37.256	220.0	58:26.411							
6	1	1:41.850	30.638	41.100	30.112	256.5	11:58.782	14	1	<b>3:00.315 B</b>	48.721	1:19.330	52.264	227.8	1:01:26.726							
7	1	<del>1:56.316 B</del>	30.150	<del>41.439</del>	44.727	257.1	13:55.098	<b>48</b> <b>Murphy Prototypes</b> 1. Adrian WATT 2. Dan SKOCDOPOLE <small>Duqueine M30 - D08 - Nissan LMP3</small>														
8	1	9:45.972	8:33.291	41.971	30.710	163.4	23:41.070	1	1	3:20.359	1:45.732	55.792	38.835	116.4	3:20.359							
9	1	1:41.714	30.901	40.788	30.025	257.1	25:22.784	2	1	2:04.534	34.914	53.709	35.911	244.3	5:24.893							
10	1	2:00.892	38.846	42.257	39.789	247.1	27:23.676	3	1	1:50.125	33.560	45.575	30.990	219.1	7:15.018							
11	1	3:18.891	1:13.386	1:19.182	46.323	79.8	30:42.567	4	1	1:42.580	30.692	41.272	30.616	260.2	8:57.598							
12	1	1:42.679	30.878	41.654	30.147	252.9	32:25.246	5	1	1:42.415	30.593	41.244	30.578	259.0	10:40.013							
13	1	1:58.378 B	30.342	43.503	44.533	255.3	34:23.624	6	1	1:44.204	30.738	42.037	31.429	261.5	12:24.217							
14	2	13:51.190	...	40.672	<b>29.613</b>	174.8	48:14.814	7	1	<b>1:42.093</b>	<b>30.444</b>	<b>40.923</b>	30.726	262.8	14:06.310							
15	2	<b>3:17.743 B</b>	58.319	1:21.415	58.009	191.5	51:32.557	8	1	1:42.529	31.046	40.956	30.527	261.5	15:48.839							
16	2	4:08.834	2:58.700	40.511	29.623	171.4	55:41.391	9	1	<b>2:10.569 B</b>	30.506	41.217	58.846	262.1	17:59.408							
17	2	<b>1:41.004</b>	30.456	40.774	29.774	258.4	57:22.395	10	2	9:19.282	8:00.311	41.859	37.112	146.1	27:18.690							
18	2	<b>1:58.911 B</b>	<b>30.023</b>	<b>40.151</b>	48.737	258.4	59:21.306	11	2	3:21.471	1:13.585	1:19.443	48.443	81.5	30:40.161							
<b>39</b> <b>GRAFF Racing</b> 1. James SWEETNAM 2. Lucca ALLEN <small>Ligier JS P320 - Nissan LMP3</small>							<b>51</b> <b>AF Corse</b> 1. Hiroshi KOIZUMI 2. Kei COZZOLINO <small>Ferrari 296 GT3 GT3</small>															
1	2	2:43.236	1:24.934	46.044	32.258	161.4	2:43.236	1	2	2:11.813 B	45.882	47.760	38.171	162.9	2:11.813							
2	2	1:43.260	30.958	42.080	30.222	255.9	4:26.496	2	2	3:25.638	2:11.695	42.792	31.151	169.3	5:37.451							
3	2	1:45.154	30.151	42.408	32.595	260.2	6:11.650	3	2	1:42.456	30.914	41.443	30.099	252.3	7:19.907							
4	2	<b>1:38.564</b>	<b>29.263</b>	40.374	<b>28.927</b>	260.9	7:50.214	4	2	<b>1:41.737</b>	<b>30.557</b>	<b>41.152</b>	<b>30.028</b>	255.3	9:01.644							
5	2	1:40.907	29.802	40.677	30.428	262.8	9:31.121	5	2	1:43.509	31.305	41.552	30.652	254.7	10:45.153							
6	2	1:40.137	29.427	<b>39.494</b>	31.216	261.5	11:11.258	6	2	1:43.049	30.629	42.018	30.402	255.9	12:28.202							
7	2	1:44.612	29.429	43.236	31.947	259.6	12:55.870	7	2	1:48.306 B	30.739	41.239	36.328	256.5	14:16.508							
8	2	1:47.959 B	29.283	39.946	38.730	261.5	14:43.829	8	1	<del>1:40.192</del>	8:45.534	43.346	<del>31.312</del>	154.3	24:16.700							
9	2	8:26.485	7:15.230	41.584	29.671	175.9	23:10.314	9	1	1:45.170	31.462	42.400	31.308	253.5	26:01.870							
10	2	<del>1:38.549</del>	29.702	39.700	<del>29.147</del>	257.8	24:48.863	10	1	2:31.733	31.707	1:04.174	55.852	254.1	28:33.603							
11	2	1:38.608	29.671	39.688	29.249	258.4	26:27.471	11	1	2:49.778	1:13.187	1:03.500	33.091	80.1	31:23.381							
12	2	2:39.859	29.593	1:13.605	56.661	259.0	29:07.330	12	1	1:45.499	31.849	42.443	31.207	253.5	33:08.880							
13	2	2:34.993	1:16.070	48.079	30.844	80.1	31:42.323	13	1	1:45.219	31.138	42.037	32.044	254.7	34:54.099							
14	2	1:40.467	29.741	39.915	30.811	259.0	33:22.790	14	1	<b>2:45.326 B</b>	31.495	1:14.326	59.505	255.3	37:39.425							
15	2	1:48.959 B	29.850	39.639	39.470	257.8	35:11.749	15	1	<b>7:07.829 B</b>	4:41.543	1:21.734	1:04.552	153.4	44:47.254							
16	1	<b>7:49.216 B</b>	6:01.062	50.030	58.124	176.2	43:00.965	16	1	<b>5:09.879 B</b>	3:05.951	1:03.995	59.933	162.9	49:57.133							
17	1	<b>5:42.842 B</b>	4:17.139	41.591	44.112	175.9	48:43.807	17	1	5:35.240	4:20.301	43.377	31.562	168.2	55:32.373							
18	1	6:17.076	5:05.907	41.263	29.906	175.6	55:00.883	18	1	1:45.595	31.714	42.469	31.412	252.9	57:17.968							
19	1	1:39.950	30.270	39.874	29.806	257.8	56:40.833	19	1	<b>2:09.364 B</b>	31.435	42.530	55.399	254.1	59:27.332							
20	1	1:41.299	30.110	40.005	31.184	258.4	58:22.132	<b>55</b> <b>GMB Motorsport</b> 1. Thomas ANDERSEN 2. Simon BIRCH <small>Honda NSX GT3 GT3</small>														
21	1	<b>2:51.711 B</b>	35.064	1:18.939	57.708	261.5	1:01:13.843	1	2	3:18.890	1:59.302	46.194	33.394	143.8	3:18.890							
<b>42</b> <b>Steller Motorsport</b> 1. James WOOD 2. Sennan FIELDING <small>Audi R8 LMS GT3</small>							2									2	1:51.343	32.754	46.490	32.099	248.8	5:10.233
1	2	3:40.167 B	2:00.415	53.702	46.050	127.8	3:40.167	3	2	<b>1:43.238</b>	31.313	<b>41.450</b>	<b>30.475</b>	252.9	6:53.471							
2	2	4:06.180	2:36.146	52.440	37.594	145.4	7:46.347	4	2	1:44.175	31.167	42.368	30.640	254.7	8:37.646							
3	2	<b>1:58.607</b>	38.470	46.954	<b>33.183</b>	210.1	9:44.954	5	2	1:43.731	31.367	41.721	30.643	252.9	10:21.377							
4	2	2:02.640	34.237	54.280	34.123	243.8	11:47.594	6	2	1:44.382	<b>31.044</b>	42.598	30.740	254.1	12:05.759							
5	2	<del>1:43.443</del>	31.031	41.634	<del>30.778</del>	252.3	13:31.037															
6	2	1:51.696 B	<b>30.316</b>	<b>41.036</b>	40.344	255.3	15:22.733															
7	1	<del>1:42.347</del>	...	1:09.279	40.186	76.6	31:35.080															
8	1	<del>2:07.310</del>	38.334	50.254	38.722	212.6	33:42.390															
9	1	<b>2:20.771 B</b>	37.360	53.229	50.182	206.1	36:03.161															
10	1	<b>8:40.482 B</b>	6:15.771	1:22.405	1:02.306	146.3	44:43.643															
11	1	<b>5:48.126 B</b>	3:31.521	1:17.828	58.777	123.7	50:31.769															
12	1	5:54.375	4:25.665	52.838	35.872	128.4	56:26.144															



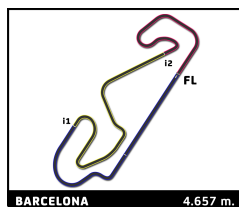
## Michelin Le Mans Cup

### Barcelona Round

#### Free Practice 1

#### Sector Analysis

							Lap under Red Flag			Invalidated Lap		Personal Best		Session Best		B Crossing the pit lane								
Lap	D	Time	Sector 1	Sector 2	Sector 3	T. Spd	Elapsed	Lap	D	Time	Sector 1	Sector 2	Sector 3	T. Spd	Elapsed									
7	2	1:43.240	31.195	41.476	30.569	252.9	13:48.999	15	1	<b>6:37.232</b> B	4:57.757	42.192	57.283	168.5	42:46.323									
8	2	1:43.436	31.084	41.805	30.547	251.2	15:32.435	16	2	13:43.084 B	...	51.877	48.985	128.6	56:29.407									
9	2	<b>1:54.851</b> B	31.139	41.605	42.107	251.7	17:27.286	17	2	<b>2:27.709</b>	1:00.367	48.627	38.715	126.3	58:57.116									
10	2	6:47.508	5:33.613	42.517	31.378	155.4	24:14.794	18	2	<b>3:27.214</b> B	1:12.803	1:18.349	56.062	80.3	1:02:24.330									
11	2	1:43.627	31.212	41.629	30.786	250.6	25:58.421	<div style="border: 1px solid black; padding: 5px;"> <b>64</b> Team Parker Racing            1. Alex MARTIN            2. Charles BATEMAN            Porsche 911 GT3 R GT3         </div>																
12	2	2:22.773	31.334	55.683	55.756	251.2	28:21.194																	
13	2	2:54.221	1:15.601	1:06.836	31.784	80.1	31:15.415																	
14	2	1:47.936	31.839	42.160	33.937	250.0	33:03.351																	
15	2	1:44.749	31.215	42.644	30.890	251.2	34:48.100																	
16	2	<b>2:37.707</b> B	31.138	1:09.534	57.035	251.7	37:25.807																	
17	1	<b>7:23.735</b> B	4:57.568	1:22.683	1:03.484	150.0	44:49.542																	
18	1	<b>5:11.495</b> B	3:06.445	1:05.720	59.330	157.9	50:01.037																	
19	1	5:37.513	4:18.987	45.406	33.120	166.2	55:38.550																	
20	1	1:51.945	32.536	45.948	33.461	248.8	57:30.495																	
21	1	<b>2:21.684</b> B	32.150	43.389	1:06.145	250.6	59:52.179																	
<div style="border: 1px solid black; padding: 5px;"> <b>59</b> Team Virage            1. Oscar BITTAR            2. Alessandro BRACALENTE            Ligier JS P320 - Nissan LMP3         </div>																								
							1	1	2:36.149	1:12.744	49.600	33.805	132.8	2:36.149										
							2	1	1:46.723	32.204	43.218	31.301	231.3	4:22.872										
							3	1	1:40.948	30.079	40.995	29.874	258.4	6:03.820										
							4	1	<del>1:41.146</del>	<b>29.447</b>	<del>40.505</del>	31.194	260.9	7:44.966										
							5	1	1:40.034	29.821	40.194	30.019	260.2	9:25.000										
							6	1	2:01.537	50.070	42.107	29.360	259.6	11:26.537										
							7	1	<b>1:39.392</b>	29.821	40.261	<b>29.310</b>	261.5	13:05.929										
							8	1	1:41.023	29.984	40.433	30.606	261.5	14:46.952										
							9	1	1:54.886 B	30.521	40.773	43.592	260.9	16:41.838										
							10	2	6:32.191	5:20.561	41.286	30.344	172.8	23:14.029										
							11	2	<del>1:39.842</del>	30.352	<b>40.091</b>	<del>29.399</del>	260.2	24:53.871										
							12	2	6:38.795 B	5:00.540	1:00.747	37.508	260.2	31:32.666										
							13	2	<b>11:09.875</b> B	9:32.258	41.322	56.295	177.9	42:42.541										
							14	2	<b>5:46.703</b>	4:32.032	42.364	32.307	178.5	48:29.244										
							15	2	<b>3:31.739</b> B	1:14.420	1:21.164	56.155	79.8	52:00.983										
							16	2	3:39.716	2:26.745	42.228	30.743	140.8	55:40.699										
17	2	1:45.149	30.879	42.029	32.241	255.3	57:25.848																	
18	2	<b>2:09.389</b> B	29.935	41.543	57.911	260.9	59:35.237																	
<div style="border: 1px solid black; padding: 5px;"> <b>63</b> Iron Lynx            1. Hiroshi HAMAGUCHI            2. Vincent ABRIL            Lamborghini Huracan GT3 EVO2 GT3         </div>																								
							1	2	2:54.109	1:21.118	54.864	38.127	126.0	2:54.109										
							2	2	2:02.222	36.918	50.533	34.771	227.4	4:56.331										
							3	2	1:54.258	33.218	47.038	34.002	243.2	6:50.589										
							4	2	1:42.714	31.044	41.359	30.311	247.7	8:33.303										
							5	2	1:47.110	<b>30.836</b>	41.500	34.774	248.8	10:20.413										
							6	2	<b>1:42.151</b>	30.919	<b>41.099</b>	<b>30.133</b>	248.8	12:02.564										
							7	2	1:55.108 B	30.906	42.079	42.123	249.4	13:57.672										
							8	1	9:29.479	8:14.666	43.185	31.628	162.9	23:27.151										
							9	1	1:46.034	32.254	42.447	31.333	245.5	25:13.185										
							10	1	1:45.166	31.732	42.219	31.215	246.0	26:58.351										
							11	1	3:19.999	1:05.412	1:19.034	55.553	80.3	30:18.350										
							12	1	1:59.585	44.286	43.973	31.326	180.3	32:17.935										
							13	1	1:46.220	31.711	42.951	31.558	246.0	34:04.155										
							14	1	<b>2:04.936</b> B	31.591	42.948	50.397	246.6	36:09.091										
							<div style="border: 1px solid black; padding: 5px;"> <b>66</b> Rinaldi Racing            1. Steve PARROW            2. Daniel KEILWITZ            Ligier JS P320 - Nissan LMP3         </div>																	
														1	2	3:25.683	1:53.945	53.389	38.349	130.3	3:25.683			
														2	2	2:12.346	41.183	52.180	38.983	173.1	5:38.029			
														3	2	2:10.207	39.265	53.543	37.399	198.2	7:48.236			
														4	2	1:57.615	37.157	47.234	33.224	209.7	9:45.851			
														5	2	1:49.701	34.364	43.158	32.179	232.3	11:35.552			
6	2	1:44.451	31.603	39.948	32.900	242.7								13:20.003										
7	2	1:50.383	34.299	44.488	31.596	208.1								15:10.386										
8	2	<b>1:36.859</b>	<b>29.081</b>	<b>39.145</b>	<b>28.633</b>	261.5								16:47.245										
9	2	<b>2:56.045</b> B	46.440	1:13.602	56.003	260.9								19:43.290										
10	1	5:48.219	4:32.595	44.151	31.473	143.2								25:31.509										
11	1	2:02.979	31.265	42.306	49.408	255.3								27:34.488										
12	1	3:13.076	1:13.538	1:18.871	40.667	80.2								30:47.564										
13	1	1:44.967	32.060	42.157	30.750	255.3								32:32.531										
14	1	1:43.546	30.883	41.736	30.927	257.1								34:16.077										
15	1	<b>2:15.080</b> B	30.698	47.103	57.279	257.8	36:31.157																	
16	1	<b>7:17.463</b> B	5:07.695	1:08.200	1:01.568	148.4	43:48.620																	
17	1	<b>5:38.625</b> B	3:51.220	50.090	57.315	168.7	49:27.245																	
18	1	5:56.655	4:40.310	44.845	31.500	166.4	55:23.900																	
19	1	1:44.982	30.819	42.706	31.457	255.9	57:08.882																	
20	1	<b>1:56.877</b> B	30.745	42.604	43.528	255.9	59:05.759																	
<div style="border: 1px solid black; padding: 5px;"> <b>67</b> Haegeli by T2 Racing            1. Pieder DECURTINS            2. Brent VERHEYEN            Duqueine M30 - D08 - Nissan LMP3         </div>																								



# Michelin Le Mans Cup

## Barcelona Round

### Free Practice 1

### Sector Analysis

Lap under Red Flag   Invalidated Lap   Personal Best   Session Best   B Crossing the pit lane

Lap	D	Time	Sector 1	Sector 2	Sector 3	T. Spd	Elapsed	Lap	D	Time	Sector 1	Sector 2	Sector 3	T. Spd	Elapsed
1	1	4:05.439	2:45.013	46.300	34.126	130.1	4:05.439	7	2	1:43.027	31.237	<b>41.598</b>	<b>30.192</b>	248.3	14:20.614
2	1	1:44.147	31.770	41.350	31.027	238.4	5:49.586	8	2	1:51.418 B	31.236	41.748	38.434	247.7	16:12.032
3	1	1:43.082	30.537	41.910	30.635	259.6	7:32.668	9	1	8:10.224	6:52.715	45.338	32.171	163.6	24:22.256
4	1	1:42.766	30.620	42.131	30.015	261.5	9:15.434	10	1	1:48.147	32.410	43.326	32.411	246.0	26:10.403
5	1	1:53.441	30.431	48.560	34.450	262.1	11:08.875	11	1	2:38.988	33.434	1:09.557	55.997	244.3	28:49.391
6	1	1:41.863	30.257	41.259	30.347	262.1	12:50.738	12	1	2:43.836	1:13.186	56.296	34.354	79.9	31:33.227
7	1	1:43.892	30.828	41.700	31.364	261.5	14:34.630	13	1	1:49.680	33.046	43.901	32.733	243.2	33:22.907
8	1	1:46.401 B	30.252	40.474	35.675	262.8	16:21.031	14	1	1:49.653	32.839	43.836	32.978	243.8	35:12.560
9	2	6:58.070	5:46.610	41.425	30.035	177.3	23:19.101	15	1	<b>3:00.018 B</b>	43.865	1:19.130	57.023	242.7	38:12.578
10	2	1:42.679	30.058	41.742	30.879	259.6	25:01.780	16	1	<b>10:27.042 B</b>	8:58.345	46.410	42.287	161.0	48:39.620
11	2	1:44.005	31.825	41.389	30.791	258.4	26:45.785	17	1	7:43.974	6:25.261	44.352	34.361	162.9	56:23.594
12	2	3:02.728	49.633	1:18.137	54.958	249.4	29:48.513	18	1	1:49.251	32.795	43.331	33.125	242.2	58:12.845
13	2	<del>2:08.196</del>	57.852	40.863	<del>29.481</del>	81.5	31:56.709	19	1	<b>2:46.604 B</b>	32.962	1:17.472	56.170	245.5	1:00:59.449
14	2	<del>1:40.846</del>	<del>29.777</del>	<b>39.775</b>	31.294	259.6	33:37.555								
15	2	1:42.320	30.019	42.392	29.909	257.8	35:19.875								
16	2	<b>2:59.303 B</b>	44.882	1:19.298	55.123	260.9	38:19.178								
17	2	<b>4:44.659 B</b>	2:55.956	52.621	56.082	178.8	43:03.837								
18	2	<b>5:49.410 B</b>	4:16.083	41.620	51.707	177.3	48:53.247								
19	2	6:09.036	4:57.807	41.364	<b>29.865</b>	177.3	55:02.283								
20	2	<b>1:40.025</b>	30.012	40.051	29.962	260.2	56:42.308								
21	2	1:40.220	<b>29.697</b>	39.891	30.632	260.2	58:22.528								
22	2	<b>2:52.564 B</b>	37.525	1:18.589	56.450	263.4	1:01:15.092								

<b>68</b>	<b>M Racing</b>	Ligier JS P320 - Nissan LMP3					
	1.Hugo DELACOUR						
	2.Guilherme MOURA DE OLIVEIRA						
1	1	2:53.857	1:33.688	45.623	34.546	148.8	2:53.857
2	1	1:47.754	31.723	44.798	31.233	252.9	4:41.611
3	1	<b>1:38.546</b>	<b>29.514</b>	<b>39.753</b>	<b>29.279</b>	257.8	6:20.157
4	1	1:39.139	29.872	39.881	29.386	257.1	7:59.296
5	1	1:41.166	29.684	41.185	30.297	259.0	9:40.462
6	1	1:39.664	29.875	40.042	29.747	259.0	11:20.126
7	1	1:39.691	29.779	40.155	29.757	258.4	12:59.817
8	1	1:39.098	29.705	39.984	29.409	260.2	14:38.915
9	1	1:47.738 B	29.667	40.438	37.633	260.9	16:26.653
10	1	7:00.476	5:48.755	41.094	30.627	175.6	23:27.129
11	1	1:40.367	30.753	40.142	29.472	256.5	25:07.496
12	1	1:41.974	31.449	40.783	29.742	259.6	26:49.470
13	1	3:10.959 B	54.332	1:20.044	56.583	235.8	30:00.429
14	2	<b>6:13.627 B</b>	4:38.838	42.119	52.670	177.3	36:14.056
15	2	<b>7:06.104 B</b>	5:10.052	56.058	59.994	178.2	43:20.160
16	2	<b>5:39.837 B</b>	4:05.585	40.724	53.528	178.2	48:59.997
17	2	6:43.937	5:31.418	42.531	29.988	177.9	55:43.934
18	2	1:40.585	29.952	40.210	30.423	260.2	57:24.519
19	2	<b>2:06.157 B</b>	29.655	40.490	56.012	262.1	59:30.676

<b>70</b>	<b>Leipert Motorsport</b>	Lamborghini Huracan GT3 EVO2 GT3					
	1.Gerhard WATZINGER						
	2.Brendon LEITCH						
1	2	3:47.901	2:24.714	48.869	34.318	142.3	3:47.901
2	2	1:54.072	33.772	45.414	34.886	242.7	5:41.973
3	2	1:44.799	31.446	42.176	31.177	246.6	7:26.772
4	2	1:44.211	31.173	42.469	30.569	247.1	9:10.983
5	2	1:43.657	31.337	41.947	30.373	247.1	10:54.640
6	2	<b>1:42.947</b>	<b>31.130</b>	41.617	30.200	247.1	12:37.587

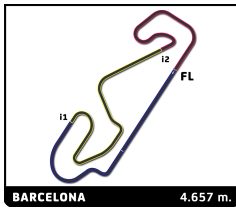
  

<b>77</b>	<b>Team Thor</b>	Ligier JS P320 - Nissan LMP3					
	1.Audunn GUDMUNDSSON						
	2.Colin NOBLE						
1	1	3:21.201	1:59.268	48.487	33.446	144.2	3:21.201
2	1	1:46.428	31.393	45.038	29.997	256.5	5:07.629
3	1	1:40.609	29.415	41.349	29.845	260.9	6:48.238
4	1	1:40.338	29.627	41.531	29.180	262.1	8:28.576
5	1	<b>1:38.070</b>	29.540	<b>39.483</b>	<b>29.047</b>	262.8	10:06.646
6	1	<del>1:38.525</del>	<b>29.119</b>	40.028	<del>29.378</del>	261.5	11:45.171
7	1	1:38.931	29.518	40.157	29.256	262.8	13:24.102
8	1	2:01.088 B	32.272	47.735	41.081	239.5	15:25.190
9	1	7:52.330	6:40.266	41.473	30.591	177.9	23:17.520
10	1	1:44.596	31.330	41.977	31.289	259.6	25:02.116
11	1	1:43.856	32.012	41.110	30.734	257.1	26:45.972
12	1	3:08.341 B	53.140	1:19.124	56.077	248.8	29:54.313
13	2	4:26.699	3:13.945	40.900	31.854	178.5	34:21.012
14	2	<b>2:07.766 B</b>	29.543	41.169	57.054	259.6	36:28.778
15	2	<b>6:19.001 B</b>	4:38.711	42.551	57.739	178.8	42:47.779
16	2	<b>5:37.252</b>	4:26.865	40.868	29.519	178.8	48:25.031
17	2	<b>3:20.930 B</b>	1:05.900	1:18.807	56.223	80.1	51:45.961
18	2	<del>4:44.733</del>	3:33.785	40.750	<del>30.198</del>	178.5	56:30.694
19	2	<del>1:38.857</del>	29.759	39.790	<del>29.308</del>	259.6	58:09.551
20	2	<b>2:34.116 B</b>	29.356	1:09.013	55.747	260.2	1:00:43.667

<b>83</b>	<b>AF Corse</b>	Ferrari 296 GT3 GT3					
	1.Charles-Henri SAMANI						
	2.Emmanuel COLLARD						
1	2	2:21.886	1:00.661	46.817	34.408	124.3	2:21.886
2	2	<del>1:51.300</del>	31.986	47.205	<del>32.109</del>	249.4	4:13.186
3	2	<del>1:44.120</del>	<del>30.791</del>	41.893	31.436	255.3	5:57.306
4	2	<del>1:44.723</del>	<b>30.757</b>	<del>41.519</del>	32.447	254.1	7:42.029
5	2	<del>1:42.851</del>	31.172	<del>41.357</del>	<b>30.322</b>	252.9	9:24.880
6	2	<del>1:46.984</del>	32.704	<del>41.410</del>	32.870	254.1	11:11.864
7	2	1:50.601 B	30.979	41.589	38.033	251.2	13:02.465
8	2	11:04.468	9:52.332	41.526	30.610	164.9	24:06.933
9	2	<b>1:43.452</b>	30.887	<b>41.460</b>	31.105	250.0	25:50.385
10	2	2:19.440 B	33.471	49.802	56.167	251.2	28:09.825
11	1	5:14.718	3:57.875	43.487	33.356	166.4	33:24.543
12	1	1:47.935	31.950	43.525	32.460	249.4	35:12.478
13	1	<b>2:56.415 B</b>	41.813	1:18.763	55.839	248.8	38:08.893
14	1	<b>6:01.161 B</b>	3:46.029	1:18.101	57.031	149.0	44:10.054





# Michelin Le Mans Cup

## Barcelona Round

### Free Practice 1

## Sector Analysis

Lap under Red Flag											Invalidated Lap	Personal Best	Session Best	B Crossing the pit lane	
Lap	D	Time	Sector 1	Sector 2	Sector 3	T. Spd	Elapsed	Lap	D	Time	Sector 1	Sector 2	Sector 3	T. Spd	Elapsed
<b>86</b> HCR With CaffeineSix Porsche 911 GT3 R							1.Timothy CRESWICK 2.Anders FJORBACH								
15	1	5:26.092 B	3:38.195	48.677	59.220	165.6	49:36.146	3	2	1:43.000	31.160	41.473	30.367	253.5	8:34.682
16	1	5:51.977	4:36.082	43.419	32.476	171.2	55:28.123	4	2	1:43.039	30.851	41.243	30.945	254.7	10:17.721
17	1	1:47.030	32.187	42.985	31.858	248.8	57:15.153	5	2	1:42.849	31.000	41.298	30.551	253.5	12:00.570
18	1	2:02.054 B	32.010	43.757	46.287	249.4	59:17.207	6	2	1:55.410 B	30.997	41.723	42.690	253.5	13:55.980
1	1	10:57.981	9:33.693	49.415	34.873	163.4	10:57.981	7	2	5:53.447 B	3:38.523	1:19.166	55.758	174.5	19:49.427
2	1	1:49.535	32.260	45.227	32.048	252.9	12:47.516	8	2	3:26.961	2:08.581	45.089	33.291	173.1	23:16.388
3	1	1:46.974	31.746	43.382	31.846	252.9	14:34.490	9	2	1:43.808	31.376	41.563	30.869	251.7	25:00.196
4	1	1:46.234	31.794	42.423	32.017	254.7	16:20.724	10	2	1:48.547 B	31.256	41.777	35.514	251.7	26:48.743
5	1	2:40.008 B	31.239	1:06.500	1:02.269	254.7	19:00.732	11	1	6:48.769	5:32.572	43.498	32.699	174.5	33:37.512
6	1	4:12.014	2:56.422	43.380	32.212	168.0	23:12.746	12	1	1:47.926	32.109	43.224	31.993	249.4	35:24.838
7	1	1:46.184	31.732	42.928	31.524	252.3	24:58.930	13	1	3:13.840 B	54.683	1:19.197	59.960	173.1	38:38.678
8	1	1:45.107	31.699	42.184	31.224	252.3	26:44.037	14	1	4:38.247 B	2:43.235	56.924	58.088	163.9	43:16.925
9	1	3:03.584	49.360	1:18.845	55.379	251.7	29:47.621	15	1	5:49.575 B	4:09.003	44.050	56.522	170.3	49:06.500
10	1	2:13.387	59.251	42.818	31.318	79.8	32:01.008	16	1	6:08.537	4:52.146	43.783	32.608	173.1	55:15.037
11	1	1:44.415	31.576	41.662	31.177	252.3	33:45.423	17	1	1:48.301	32.656	43.636	32.009	250.0	57:03.338
12	1	1:57.966 B	32.664	43.285	42.017	254.7	35:43.389	18	1	1:55.203	32.619	44.487	38.097	250.0	58:58.541
13	1	7:25.653 B	5:35.139	52.993	57.521	167.7	43:09.042	19	1	3:32.387 B	1:15.674	1:19.223	57.490	79.8	1:02:30.928
14	2	5:49.376 B	4:13.121	42.131	54.124	172.8	48:58.418								
15	2	6:09.262	4:55.449	42.319	31.494	172.8	55:07.680								
16	2	1:42.091	31.173	41.364	30.554	254.1	56:50.771								
17	2	1:44.867	31.261	42.736	30.870	252.9	58:35.638								
18	2	3:08.981 B	53.015	1:19.194	56.772	243.8	1:01:44.619								
<b>87</b> COOL Racing Ligier JS P320 - Nissan							1.Adrien CHILA 2.Cédric OLTRAMARE								
1	1	2:05.831	45.332	47.679	32.820	133.2	2:05.831	1	1	2:05.096	44.732	47.819	32.545	143.2	2:05.096
2	1	1:44.794	31.812	42.705	30.277	253.5	3:50.625	2	1	1:45.081	31.848	42.987	30.246	245.5	3:50.177
3	1	1:40.977	30.583	40.932	29.462	260.9	5:31.602	3	1	1:40.946	30.651	40.574	29.721	259.0	5:31.123
4	1	1:38.398	29.463	40.055	28.880	262.8	7:10.000	4	1	1:38.740	29.443	40.072	29.225	260.9	7:09.863
5	1	1:39.770	29.241	41.333	29.196	264.1	8:49.770	5	1	1:43.152	30.120	41.166	31.866	248.3	8:53.015
6	1	1:42.525	29.554	39.859	33.112	262.1	10:32.295	6	1	1:40.415	30.105	40.327	29.983	259.0	10:33.430
7	1	1:39.438	29.370	39.979	30.089	262.1	12:11.733	7	1	1:39.467	29.664	40.236	29.567	262.1	12:12.897
8	1	1:38.142	29.441	39.839	28.862	261.5	13:49.875	8	1	1:39.902	29.694	40.226	29.982	262.1	13:52.799
9	1	1:52.066 B	30.046	40.652	41.368	264.1	15:41.941	9	1	1:50.348 B	29.910	40.461	39.977	260.9	15:43.147
10	2	7:32.731	6:21.825	40.815	30.091	179.4	23:14.672	10	1	3:13.604 B	1:05.496	1:08.185	59.923	174.5	18:56.751
11	2	1:39.740	30.024	40.515	29.201	261.5	24:54.412	11	2	5:46.284	4:28.145	41.192	36.947	179.4	24:43.035
12	2	1:39.076	29.605	40.181	29.290	261.5	26:33.488	12	2	1:37.584	29.589	39.369	28.626	259.0	26:20.619
13	2	2:49.380 B	35.153	1:18.666	55.561	261.5	29:22.868	13	2	2:34.183 B	29.167	1:09.641	55.375	262.1	28:54.802
14	2	7:17.638 B	5:32.057	50.541	55.040	178.5	36:40.506	14	1	5:42.506	4:25.645	42.803	34.058	157.0	34:37.308
15	2	6:10.267 B	4:30.868	43.857	55.542	179.7	42:50.773	15	1	2:27.791 B	30.341	1:02.133	55.317	259.0	37:05.099
16	2	5:43.109	4:25.772	41.282	36.055	178.2	48:33.882	16	1	7:45.602 B	5:19.706	1:22.042	1:03.854	162.2	44:50.701
17	2	3:27.638 B	1:13.188	1:18.544	55.906	80.2	52:01.520	17	2	6:35.915 B	4:17.137	1:21.869	56.909	147.3	51:26.616
18	2	4:19.858	3:09.067	40.418	30.373	178.5	56:21.378	18	2	5:10.819	3:59.674	41.116	30.029	163.4	56:37.435
19	2	1:39.170	30.074	39.963	29.133	257.1	58:00.548	19	2	1:43.954	29.379	41.568	33.007	259.0	58:21.389
20	2	2:29.003 B	29.573	1:04.329	55.101	262.1	1:00:29.551	20	2	2:47.565 B	29.356	1:18.426	59.783	262.8	1:01:08.954
<b>88</b> GMB Motorsport Honda NSX GT3							1.Lars Engellbrecht PEDERSEI 2.Jan MAGNUSSEN								
1	2	5:03.970	3:42.020	48.466	33.484	168.0	5:03.970								
2	2	1:47.712	32.609	44.076	31.027	244.9	6:51.682								