

# Michelin Le Mans Cup

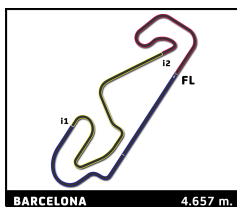
## Barcelona Round

### Bronze Driver Collective Test

## Sector Analysis

Lap under Red Flag   Invalidated Lap   Personal Best   Session Best   B Crossing the pit lane

Lap	D	Time	Sector 1	Sector 2	Sector 3	T. Spd	Elapsed	Lap	D	Time	Sector 1	Sector 2	Sector 3	T. Spd	Elapsed	
<b>2</b>	<b>CD Sport</b> 1.Fabien MICHAL 2.Kirill SMAL							Ligier JS P320 - Nissan LMP3								
	1	1	2:53.263	1:29.098	50.110	34.055	110.1	2:53.263	16	1	<b>2:39.712 B</b>	31.680	1:07.490	1:00.542	262.8	40:29.293
	2	1	1:55.788	35.549	47.155	33.084	231.8	4:49.051	1	1	2:54.219	1:34.899	45.498	33.822	146.1	2:54.219
	3	1	3:06.523	51.693	1:19.041	55.789	238.9	7:55.574	2	1	1:49.569	33.398	44.341	31.830	252.3	4:43.788
	4	1	2:44.029 B	1:13.364	51.641	39.024	79.8	10:39.603	3	1	3:03.077	47.986	1:19.386	55.705	254.1	7:46.865
	5	1	2:05.684	52.909	41.125	31.650	173.9	12:45.287	4	1	2:42.917	1:13.440	56.475	33.002	79.7	10:29.782
	6	1	1:39.688	29.821	40.270	29.597	257.8	14:24.975	5	1	1:45.694	31.281	41.995	32.418	251.7	12:15.476
	7	1	<b>2:39.855 B</b>	29.550	1:12.962	57.343	257.8	17:04.830	6	1	1:43.641	31.368	41.309	30.964	255.9	13:59.117
	8	1	6:29.897 B	5:02.824	42.449	44.624	175.0	23:34.727	7	1	<b>2:23.936 B</b>	30.536	57.884	55.516	254.7	16:23.053
	9	1	7:26.136	5:11.104	1:19.186	55.846	60.1	31:00.863	8	1	<del>5:35.921</del>	4:23.031	42.062	<del>30.228</del>	166.4	21:58.374
	10	1	1:56.284	39.917	42.909	33.458	184.0	32:57.147	9	1	1:45.878	30.472	42.447	32.959	256.5	23:44.252
	11	1	<b>1:38.906</b>	<b>29.597</b>	<b>39.942</b>	<b>29.367</b>	258.4	34:36.053	10	1	3:09.157	51.830	1:18.500	58.827	221.8	26:53.409
	12	1	1:45.135	29.672	44.581	30.882	259.6	36:21.188	11	1	3:33.580	1:15.026	1:20.058	58.496	77.5	30:26.989
	13	1	1:39.275	29.829	40.062	29.384	258.4	38:00.463	12	1	2:09.718	57.273	41.705	<b>30.740</b>	80.3	32:36.707
	14	1	<b>2:41.483 B</b>	30.176	1:12.722	58.585	259.6	40:41.946	13	1	<del>1:40.918</del>	30.290	<b>40.613</b>	<del>30.015</del>	258.4	34:17.625
<b>3</b>	<b>DKR Engineering</b> 1.Alexander BUKHANTSOV 2.James WINSLOW							Duqueine M30 - D08 - Nissan LMP3								
	1	1	3:55.161	2:36.490	45.620	33.051	143.8	3:55.161	14	1	<del>1:42.536</del>	30.911	41.169	<del>30.456</del>	258.4	36:00.161
	2	1	2:20.196	30.527	53.370	56.299	256.5	6:15.357	15	1	<b>1:42.997</b>	<b>30.260</b>	41.995	30.742	258.4	37:43.158
	3	1	3:36.523 B	1:17.457	1:23.843	55.223	78.6	9:51.880	16	1	<b>2:18.393 B</b>	30.279	51.901	56.213	258.4	40:01.551
	4	1	2:46.116	1:35.420	40.968	<b>29.728</b>	176.2	12:37.996	1	1	2:10.756	55.597	44.251	30.908	133.2	2:10.756
	5	1	1:40.690	30.024	40.608	30.058	263.4	14:18.686	2	1	1:43.675	30.658	41.692	31.325	252.9	3:54.431
	6	1	<b>2:38.704 B</b>	30.133	1:11.847	56.724	260.9	16:57.390	3	1	2:15.313	<b>29.798</b>	48.056	57.459	256.5	6:09.744
	7	1	5:03.618	3:49.828	42.023	31.767	162.4	22:01.008	4	1	3:34.726	1:19.214	1:23.973	51.539	76.9	9:44.470
	8	1	1:41.968	29.897	<b>40.520</b>	31.551	257.8	23:42.976	5	1	1:40.408	30.566	40.305	<b>29.537</b>	254.1	11:24.878
	9	1	3:09.642	50.720	1:20.148	58.774	261.5	26:52.618	6	1	1:43.621	30.008	40.242	33.371	260.2	13:08.499
	10	1	3:33.660	1:14.882	1:19.864	58.914	77.8	30:26.278	7	1	<b>1:45.583</b>	30.042	43.019	32.522	260.2	14:54.082
	11	1	2:09.906	55.891	40.976	33.039	78.5	32:36.184	8	1	<b>3:19.509 B</b>	52.343	1:21.459	1:05.707	195.7	18:13.591
	12	1	<b>1:40.529</b>	<b>29.625</b>	40.635	30.269	261.5	34:16.713	9	1	4:01.797	2:48.874	42.415	30.508	153.0	22:15.388
	13	1	1:42.188	30.045	40.700	31.443	258.4	35:58.901	10	1	<del>2:04.759</del>	30.165	<del>39.967</del>	54.627	256.5	24:20.147
	14	1	1:43.233	29.889	40.872	32.472	261.5	37:42.134	11	1	3:39.773	1:15.422	1:26.372	57.979	80.4	27:59.920
15	1	<b>2:15.623 B</b>	29.934	49.228	56.461	260.2	39:57.757	12	1	3:18.108	1:13.664	1:22.916	41.528	80.5	31:18.028	
<b>4</b>	<b>Nielsen Racing</b> 1.John MELSOM 2.Matthew BELL							Duqueine M30 - D08 - Nissan LMP3								
	1	1	<del>3:27.916</del>	2:08.111	46.540	33.265	123.4	3:27.916	13	1	1:42.251	30.325	40.728	31.198	256.5	33:00.279
	2	1	<del>2:03.043</del>	32.091	42.847	48.105	252.3	5:30.959	14	1	1:42.232	30.274	41.095	30.863	259.6	34:42.511
	3	1	<del>3:30.004</del>	1:14.047	1:20.030	55.927	79.2	9:00.963	15	1	<b>1:39.442</b>	29.821	<b>40.073</b>	29.548	260.9	36:21.953
	4	1	<del>2:06.948</del>	55.221	41.488	30.239	78.8	11:07.911	16	1	1:40.108	29.846	40.458	29.804	261.5	38:02.061
	5	1	<del>1:39.824</del>	29.992	40.321	<b>29.511</b>	257.1	12:47.735	17	1	<b>2:44.980 B</b>	30.405	1:13.669	1:00.906	260.9	40:47.041
	6	1	<del>1:42.899</del>	<b>29.582</b>	40.655	32.662	259.6	14:30.634	1	1	3:16.731	1:52.377	49.489	34.865	146.5	3:16.731
	7	1	<b>2:47.012 B</b>	32.741	1:18.423	55.848	260.2	17:17.646	2	1	2:03.367	33.824	46.409	43.134	244.3	5:20.098
	8	1	4:50.409	3:33.350	44.338	32.721	164.9	22:08.055	3	1	3:39.293	1:15.137	1:22.294	1:01.862	79.4	8:59.391
	9	1	1:45.214	30.666	40.895	33.653	257.1	23:53.269	4	1	2:15.415	57.536	43.939	33.940	79.5	11:14.806
	10	1	3:16.802	58.988	1:21.971	55.843	168.7	27:10.071	5	1	1:50.094	33.133	44.203	32.758	244.9	13:04.900
	11	1	3:32.515	1:14.664	1:21.416	56.435	80.5	30:42.586	6	1	<b>1:49.133</b>	32.940	43.382	32.811	245.5	14:54.033
	12	1	1:59.548	45.971	43.114	30.463	169.5	32:42.134	7	1	<b>3:22.331 B</b>	58.435	1:19.989	1:03.907	134.5	18:16.364
	13	1	1:43.325	30.271	41.721	31.333	258.4	34:25.459	8	1	4:37.877	3:17.673	46.058	34.146	164.9	22:54.241
	14	1	<b>1:40.617</b>	30.375	<b>39.912</b>	30.330	261.5	36:06.076	9	1	2:30.881	33.380	1:00.528	56.973	247.1	25:25.122
15	1	1:43.505	29.996	42.232	31.277	262.8	37:49.581	10	1	3:33.576	1:14.000	1:20.638	58.938	79.2	28:58.698	
<b>6</b>	<b>ANS Motorsport</b> 1.Jonathan BROSSARD 2.Nicolas SCHATZ							Ligier JS P320 - Nissan LMP3								
	1	1	2:54.219	1:34.899	45.498	33.822	146.1	2:54.219	1	1	2:54.219	1:34.899	45.498	33.822	146.1	2:54.219
	2	1	1:49.569	33.398	44.341	31.830	252.3	4:43.788	2	1	1:49.569	33.398	44.341	31.830	252.3	4:43.788
	3	1	3:03.077	47.986	1:19.386	55.705	254.1	7:46.865	3	1	3:03.077	47.986	1:19.386	55.705	254.1	7:46.865
	4	1	2:42.917	1:13.440	56.475	33.002	79.7	10:29.782	4	1	2:42.917	1:13.440	56.475	33.002	79.7	10:29.782
	5	1	1:45.694	31.281	41.995	32.418	251.7	12:15.476	5	1	1:45.694	31.281	41.995	32.418	251.7	12:15.476
	6	1	1:43.641	31.368	41.309	30.964	255.9	13:59.117	6	1	1:43.641	31.368	41.309	30.964	255.9	13:59.117
	7	1	<b>2:23.936 B</b>	30.536	57.884	55.516	254.7	16:23.053	7	1	<b>2:23.936 B</b>	30.536	57.884	55.516	254.7	16:23.053
	8	1	<del>5:35.921</del>	4:23.031	42.062	<del>30.228</del>	166.4	21:58.374	8	1	<del>5:35.921</del>	4:23.031	42.062	<del>30.228</del>	166.4	21:58.374
	9	1	1:45.878	30.472	42.447	32.959	256.5	23:44.252	9	1	1:45.878	30.472	42.447	32.959	256.5	23:44.252
	10	1	3:09.157	51.830	1:18.500	58.827	221.8	26:53.409	10	1	3:09.157	51.830	1:18.500	58.827	221.8	26:53.409
	11	1	3:33.580	1:15.026	1:20.058	58.496	77.5	30:26.989	11	1	3:33.580	1:15.026	1:20.058	58.496	77.5	30:26.989
	12	1	2:09.718	57.273	41.705	<b>30.740</b>	80.3	32:36.707	12	1	2:09.718	57.273	41.705	<b>30.740</b>	80.3	32:36.707
	13	1	<del>1:40.918</del>	30.290	<b>40.613</b>	<del>30.015</del>	258.4	34:17.625	13	1	<del>1:40.918</del>	30.290	<b>40.613</b>	<del>30.015</del>	258.4	34:17.625
	14	1	<del>1:42.536</del>	30.911	41.169	<del>30.456</del>	258.4	36:00.161	14	1	<del>1:42.536</del>	30.911	41.169	<del>30.456</del>	258.4	36:00.161
15	1	<b>1:42.997</b>	<b>30.260</b>	41.995	30.742	258.4	37:43.158	15	1	<b>1:42.997</b>	<b>30.260</b>	41.995	30.742	258.4	37:43.158	
16	1	<b>2:18.393 B</b>	30.279	51.901	56.213	258.4	40:01.551	16	1	<b>2:18.393 B</b>	30.279	51.901	56.213	258.4	40:01.551	
<b>7</b>	<b>Nielsen Racing</b> 1.Anthony WELLS 2.Josh SKELTON							Ligier JS P320 - Nissan LMP3								
	1	1	2:10.756	55.597	44.251	30.908	133.2	2:10.756	1	1	2:10.756	55.597	44.251	30.908	133.2	2:10.756
	2	1	1:43.675	30.658	41.692	31.325	252.9	3:54.431	2	1	1:43.675	30.658	41.692	31.325	252.9	3:54.431
	3	1	2:15.313	<b>29.798</b>	48.056	57.459	256.5	6:09.744	3	1	2:15.313	<b>29.798</b>	48.056	57.459	256.5	6:09.744
	4	1	3:34.726	1:19.214	1:23.973	51.539	76.9	9:44.470	4	1	3:34.726	1:19.214	1:23.973	51.539	76.9	9:44.470
	5	1	1:40.408	30.566	40.305	<b>29.537</b>	254.1	11:24.878	5	1	1:40.408	30.566	40.305	<b>29.537</b>	254.1	11:24.87



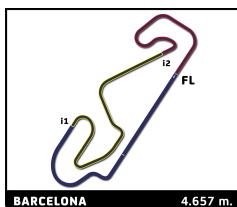
# Michelin Le Mans Cup

## Barcelona Round

### Bronze Driver Collective Test

#### Sector Analysis

Lap under Red Flag							Invalidated Lap		Personal Best		Session Best		B Crossing the pit lane		
Lap	D	Time	Sector 1	Sector 2	Sector 3	T. Spd	Elapsed	Lap	D	Time	Sector 1	Sector 2	Sector 3	T. Spd	Elapsed
11	1	2:54.782	1:15.369	1:05.609	33.804	78.1	31:53.480	10	1	3:09.497	50.658	1:20.185	58.654	257.8	26:52.017
12	1	<b>1:46.262</b>	32.133	42.675	<b>31.454</b>	252.3	33:39.742	11	1	3:33.923	1:14.907	1:19.865	59.151	76.8	30:25.940
13	1	1:50.312	<b>31.773</b>	46.520	32.019	251.7	35:30.054	12	1	2:07.517	54.940	41.129	31.448	81.0	32:33.457
14	1	1:47.323	32.970	<b>42.373</b>	31.980	228.8	37:17.377	13	1	<b>1:41.049</b>	30.188	40.965	29.896	257.1	34:14.506
15	1	<b>2:21.570 B</b>	32.187	44.374	1:05.009	254.7	39:38.947	14	1	1:41.381	30.092	41.583	<b>29.706</b>	258.4	35:55.887
<b>9</b>	<b>Racing Spirit of Leman</b> 1.Christian GISY 2.Ralf KELLEHERS							Ligier JS P320 - Nissan LMP3							
1	1	3:44.838	2:21.450	49.745	33.643	148.8	3:44.838	1	1	3:32.750	2:10.958	46.801	34.991	162.7	3:32.750
2	1	2:26.936	32.441	58.242	56.253	252.3	6:11.774	2	1	2:07.768	32.422	43.588	51.758	248.3	5:40.518
3	1	3:34.459	1:19.836	1:23.512	51.111	75.3	9:46.233	3	1	3:26.753	1:12.632	1:18.734	55.387	80.4	9:07.271
4	1	1:44.997	32.316	41.881	30.800	252.3	11:31.230	4	1	2:08.982	52.261	44.341	32.380	103.9	11:16.253
5	1	1:42.645	30.616	<b>41.326</b>	30.703	255.3	13:13.875	5	1	1:47.423	32.237	43.743	31.443	253.5	13:03.676
6	1	<b>1:44.009</b>	30.531	41.616	31.862	255.9	14:57.884	6	1	1:43.134	30.813	41.531	30.790	254.1	14:46.810
7	1	<b>3:31.316 B</b>	1:09.224	1:18.710	1:03.382	80.4	18:29.200	7	1	<b>3:03.973 B</b>	48.989	1:18.513	56.471	255.3	17:50.783
8	1	5:09.450	3:46.258	46.898	36.294	142.9	23:38.650	8	1	4:53.240	3:24.446	47.505	41.289	153.4	22:44.023
9	1	3:12.333 B	50.826	1:21.651	59.856	191.8	26:50.983	9	1	2:13.117 B	32.961	44.557	55.599	238.4	24:57.140
10	1	4:12.358	1:57.295	1:19.395	55.668	79.7	31:03.341	10	1	6:15.138	4:07.321	1:18.757	49.060	80.1	31:12.278
11	1	1:48.971	35.069	43.208	30.694	234.3	32:52.312	11	1	1:47.588	32.749	42.441	32.398	244.9	32:59.866
12	1	1:42.401	30.244	41.722	30.435	255.9	34:34.713	12	1	1:43.850	31.293	42.372	30.185	254.1	34:43.716
13	1	<b>1:41.984</b>	30.370	41.454	<b>30.160</b>	257.8	36:16.697	13	1	1:40.430	29.924	40.723	29.783	255.9	36:24.146
14	1	1:42.429	<b>30.202</b>	41.957	30.270	259.0	37:59.126	14	1	<b>1:40.009</b>	<b>29.838</b>	<b>40.520</b>	<b>29.651</b>	257.8	38:04.155
15	1	<b>2:41.241 B</b>	31.088	1:12.333	57.820	259.6	40:40.367	15	1	<b>2:47.303 B</b>	31.367	1:13.432	1:02.504	258.4	40:51.458
<b>10</b>	<b>Racing Spirit of Leman</b> 1.Arnold ROBIN 2.Valentin HASSE-CLOT							Aston Martin Vantage GT3 GT3							
1	1	3:50.600	2:29.760	47.495	33.345	150.6	3:50.600	1	1	2:40.337	1:21.582	45.827	32.928	150.2	2:40.337
2	1	2:22.428	32.227	54.255	55.946	250.0	6:13.028	2	1	1:46.203	31.582	42.752	31.869	251.2	4:26.540
3	1	3:33.760	1:19.195	1:23.448	51.117	80.1	9:46.788	3	1	2:43.790	31.579	1:16.317	55.894	253.5	7:10.330
4	1	1:47.759	32.624	43.082	32.053	250.6	11:34.547	4	1	3:00.250	1:14.219	1:14.349	31.682	79.7	10:10.580
5	1	1:44.099	31.429	41.688	30.982	251.7	13:18.646	5	1	1:44.349	30.983	42.476	30.890	251.7	11:54.929
6	1	<b>1:51.689</b>	31.207	41.864	38.618	252.9	15:10.335	6	1	<b>1:43.561</b>	30.991	41.757	<b>30.813</b>	253.5	13:38.490
7	1	<b>3:28.519 B</b>	1:12.959	1:18.771	56.789	80.8	18:38.854	7	1	<b>2:29.341 B</b>	<b>30.907</b>	42.009	1:16.425	254.1	16:07.831
8	1	4:10.488	2:54.510	42.945	33.033	166.7	22:49.342	8	1	<b>6:03.908</b>	4:49.724	42.644	31.540	176.2	22:11.739
9	1	2:14.543	31.632	47.001	55.910	248.8	25:03.885	9	1	1:44.762	31.308	<b>41.545</b>	31.909	252.3	23:56.501
10	1	3:29.919 B	1:13.753	1:19.768	56.398	80.6	28:33.804	10	1	3:16.914	1:01.651	1:19.233	56.030	80.0	27:13.415
11	1	4:27.088	3:12.578	43.124	31.386	169.5	33:00.892	11	1	3:31.279	1:14.518	1:20.547	56.214	78.3	30:44.694
12	1	1:44.169	31.424	42.036	<b>30.709</b>	255.9	34:45.061	12	1	2:01.108	46.960	42.511	31.637	171.4	32:45.802
13	1	1:43.917	31.610	41.544	30.763	255.9	36:28.978	13	1	1:44.720	31.264	42.173	31.283	254.1	34:30.522
14	1	<b>1:43.051</b>	<b>30.825</b>	<b>41.448</b>	30.778	255.9	38:12.029	14	1	1:44.029	31.161	41.800	31.068	252.3	36:14.551
15	1	<b>2:44.526 B</b>	31.060	1:09.856	1:03.610	254.7	40:56.555	15	1	1:44.001	31.146	41.748	31.107	253.5	37:58.552
<b>11</b>	<b>CD Sport</b> 1.Shahan Haig SARKISSIAN 2.Franck CHAPPARD							Ligier JS P320 - Nissan LMP3							
1	1	3:05.675	1:50.477	43.140	32.058	169.8	3:05.675	1	1	2:50.649	1:32.081	46.634	31.934	138.5	2:50.649
2	1	1:46.489	33.228	41.915	31.346	253.5	4:52.164	2	1	1:45.942	31.268	42.860	31.814	242.2	4:36.591
3	1	3:07.292	52.706	1:18.790	55.796	231.8	7:59.456	3	1	3:02.325	45.499	1:20.371	56.455	253.5	7:38.916
4	1	2:35.138	1:13.659	50.243	31.236	80.7	10:34.594	4	1	2:48.129	1:14.024	1:00.316	33.789	78.1	10:27.045
5	1	1:44.217	32.455	41.623	30.139	252.9	12:18.811	5	1	1:42.216	30.930	41.123	30.163	245.5	12:09.261
6	1	1:42.549	29.989	41.330	31.230	257.8	14:01.360	6	1	1:40.070	30.088	40.326	29.656	254.7	13:49.331
7	1	<b>2:30.641 B</b>	30.419	1:02.074	58.148	256.5	16:32.001	7	1	<b>2:25.507 B</b>	30.094	42.113	1:13.300	254.1	16:14.838
8	1	5:26.870	4:14.427	42.261	30.182	163.6	21:58.871								
9	1	1:43.649	30.564	41.635	31.450	257.1	23:42.520								
<b>13</b>	<b>Inter Europol Competition</b> 1.Ben STONE 2.Santiago CONCEPCIÓN S							Ligier JS P320 - Nissan LMP3							
1	1	3:32.750	2:10.958	46.801	34.991	162.7	3:32.750								
2	1	2:07.768	32.422	43.588	51.758	248.3	5:40.518								
3	1	3:26.753	1:12.632	1:18.734	55.387	80.4	9:07.271								
4	1	2:08.982	52.261	44.341	32.380	103.9	11:16.253								
5	1	1:47.423	32.237	43.743	31.443	253.5	13:03.676								
6	1	1:43.134	30.813	41.531	30.790	254.1	14:46.810								
7	1	<b>3:03.973 B</b>	48.989	1:18.513	56.471	255.3	17:50.783								
8	1	4:53.240	3:24.446	47.505	41.289	153.4	22:44.023								
9	1	2:13.117 B	32.961	44.557	55.599	238.4	24:57.140								
10	1	6:15.138	4:07.321	1:18.757	49.060	80.1	31:12.278								
11	1	1:47.588	32.749	42.441	32.398	244.9	32:59.866								
12	1	1:43.850	31.293	42.372	30.185	254.1	34:43.716								
13	1	1:40.430	29.924	40.723	29.783	255.9	36:24.146								
14	1	<b>1:40.009</b>	<b>29.838</b>	<b>40.520</b>	<b>29.651</b>	257.8	38:04.155								
15	1	<b>2:47.303 B</b>	31.367	1:13.432	1:02.504	258.4	40:51.458								
<b>14</b>	<b>Inter Europol Competition</b> 1.Andres LATORRE CANON 2.Daniel ALI							Ligier JS P320 - Nissan LMP3							
1	1	2:40.337	1:21.582	45.827	32.928	150.2	2:40.337								
2	1	1:46.203	31.582	42.752	31.869	251.2	4:26.540								
3	1	2:43.790	31.579	1:16.317	55.894	253.5	7:10.330								
4	1	3:00.250	1:14.219	1:14.349	31.682	79.7	10:10.580								
5	1	1:44.349	30.983	42.476	30.890	251.7	11:54.929								
6	1	<b>1:43.561</b>	30.991	41.757	<b>30.813</b>	253.5	13:38.490								
7	1	<b>2:29.341 B</b>	<b>30.907</b>	42.009	1:16.425	254.1	16:07.831								
8	1	<b>6:03.908</b>	4:49.724	42.644	31.540	176.2	22:11.739								
9	1	1:44.762	31.308	<b>41.545</b>	31.909	252.3	23:56.501								
10	1	3:16.914	1:01.651	1:19.233	56.030	80.0	27:13.415								
11	1	3:31.279	1:14.518	1:20.547	56.214	78.3	30:44.694								
12	1	2:01.108	46.960	42.511	31.637	171.4	32:45.802								
13	1	1:44.720	31.264	42.173	31.283	254.1	34:30.522								
14	1	1:44.029	31.161	41.800	31.068	252.3	36:14.551								
15	1	1:44.001	31.146	41.748	31.107	253.5	37:58.552								
16	1	<b>2:39.767 B</b>	31.338	1:11.456	56.973	254.1	40:38.319								
<b>15</b>	<b>Inter Europol Competition</b> 1.Chris SHORT 2.Bryson MORRIS							Ligier JS P320 - Nissan LMP3							
1	1	2:50.649	1:32.081	46.634	31.934	138									



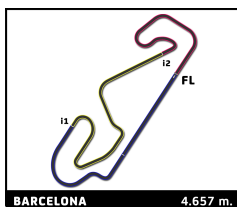
# Michelin Le Mans Cup

## Barcelona Round

### Bronze Driver Collective Test

### Sector Analysis

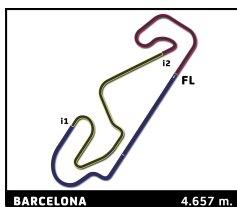
Lap under Red Flag											Invalidated Lap		Personal Best		Session Best		B Crossing the pit lane	
Lap	D	Time	Sector 1	Sector 2	Sector 3	T. Spd	Elapsed	Lap	D	Time	Sector 1	Sector 2	Sector 3	T. Spd	Elapsed			
<b>17 IDEC Sport</b> Ligier JS P320 - Nissan LMP3																		
1. Patrice LAFARGUE																		
2. Dino LUNARDI																		
1	1	2:33.909	1:13.778	46.467	33.664	146.5	2:33.909											
2	1	1:52.316	34.022	44.204	34.090	248.8	4:26.225											
3	1	2:46.832	32.148	1:18.556	56.128	251.7	7:13.057											
4	1	3:01.709	1:13.683	1:15.314	32.712	79.7	10:14.766											
5	1	1:45.448	31.213	42.007	32.228	251.2	12:00.214											
6	1	1:43.702	30.747	41.438	31.517	254.1	13:43.916											
7	1	<b>2:29.703 B</b>	30.863	41.880	1:16.960	252.9	16:13.619											
8	1	6:53.859	5:33.308	46.494	34.057	139.9	23:07.478											
9	1	2:41.126	34.616	1:10.306	56.204	225.0	25:48.604											
10	1	3:53.237	1:26.734	1:24.190	1:02.313	68.9	29:41.841											
11	1	2:34.148	1:16.662	46.481	31.005	77.9	32:15.989											
12	1	1:42.133	30.804	40.687	30.642	254.7	33:58.122											
13	1	1:41.241	30.014	40.636	30.591	254.7	35:39.363											
14	1	<b>1:40.918</b>	<b>29.814</b>	<b>40.565</b>	<b>30.539</b>	256.5	37:20.281											
15	1	<b>2:22.239 B</b>	31.099	43.867	1:07.273	255.9	39:42.520											
<b>18 Team Parker Racing</b> Porsche 911 GT3 R (992) GT3																		
1. Nick JONES																		
2. Scott MALVERN																		
1	1	2:30.898	57.473	54.918	38.507	126.6	2:30.898											
2	1	2:03.167	38.659	47.743	36.765	230.8	4:34.065											
3	1	3:01.051	44.698	1:19.888	56.465	240.5	7:35.116											
4	1	2:50.557	1:13.905	1:02.046	34.606	79.2	10:25.673											
5	1	<b>1:47.287</b>	32.266	43.317	<b>31.704</b>	243.8	12:12.960											
6	1	<del>1:45.822</del>	32.159	<b>42.208</b>	<del>31.462</del>	245.5	13:58.789											
7	1	<b>2:31.797 B</b>	32.344	1:01.669	57.784	246.6	16:30.586											
8	1	6:13.787	4:48.348	47.066	38.373	168.0	22:44.373											
9	1	2:19.084	34.001	48.962	56.121	228.3	25:03.457											
10	1	3:29.381	1:13.671	1:19.625	56.085	79.2	28:32.838											
11	1	3:06.047	1:13.783	1:17.995	34.269	79.2	31:38.885											
12	1	1:54.434	32.644	45.692	36.098	236.8	33:33.319											
13	1	1:49.261	33.645	43.529	32.087	245.5	35:22.580											
14	1	1:49.958	<b>31.944</b>	43.011	35.003	250.0	37:12.538											
15	1	<b>2:00.988 B</b>	32.233	42.494	46.261	245.5	39:13.526											
<b>19 Leipert Motorsport</b> Lamborghini Huracan GT3 EVO2 GT3																		
1. Gabriel RINDONE																		
2. Patrick KUJALA																		
1	1	3:59.358	2:37.124	47.479	34.755	128.7	3:59.358											
2	1	2:30.116	33.108	1:00.465	56.543	242.2	6:29.474											
3	1	3:19.707	1:13.676	1:19.847	46.184	78.9	9:49.181											
4	1	1:52.522	32.818	45.099	34.605	238.9	11:41.703											
5	1	1:45.948	31.853	42.741	31.354	243.8	13:27.651											
6	1	<b>2:35.887 B</b>	31.711	44.325	1:19.851	243.8	16:03.538											
<b>22 United Autosports</b> Ligier JS P320 - Nissan LMP3																		
1. Gerald KRAUT																		
2. Scott ANDREWS																		
1	1	1:58.628	41.647	44.053	32.928	149.2	1:58.628											
2	1	1:46.999	31.748	44.057	31.194	251.7	3:45.627											
3	1	2:25.379	31.240	57.902	56.237	256.5	6:11.006											
4	1	3:34.249	1:19.717	1:23.595	50.937	80.1	9:45.255											
5	1	1:43.686	31.399	41.752	30.535	250.0	11:28.941											
6	1	<b>1:41.624</b>	<b>30.191</b>	<b>41.243</b>	<b>30.190</b>	255.9	13:10.565											
7	1	<b>1:44.398</b>	30.654	42.745	30.999	259.0	14:54.963											
8	1	<b>3:26.426 B</b>	58.400	1:20.552	1:07.474	120.9	18:21.389											
9	1	4:33.268	3:17.738	42.845	32.685	164.6	22:54.657											
10	1	2:27.945	33.017	59.071	55.857	227.4	25:22.602											
11	1	3:27.312	1:13.024	1:18.515	55.773	80.2	28:49.914											
12	1	2:54.357	1:12.993	1:09.251	32.113	80.2	31:44.271											
13	1	1:43.958	30.864	42.071	31.023	255.3	33:28.229											
14	1	1:50.348	30.528	45.590	34.230	254.1	35:18.577											
15	1	1:48.952	32.542	45.597	30.813	240.5	37:07.529											
16	1	<b>1:47.373</b>	30.500	41.816	35.057	255.3	38:54.902											
17	1	<b>3:36.727 B</b>	1:13.025	1:19.561	1:04.141	80.4	42:31.629											
<b>23 United Autosports</b> Ligier JS P320 - Nissan LMP3																		
1. John SCHAUERMAN																		
2. Wayne BOYD																		
1	1	2:31.830 B	54.674	51.069	46.087	129.3	2:31.830											
2	1	6:14.800	3:56.405	1:21.289	57.106	79.3	8:46.630											
3	1	2:13.552	1:00.441	42.815	30.296	79.4	11:00.182											
4	1	1:41.376	30.490	40.812	<b>30.074</b>	257.1	12:41.558											
5	1	<b>7:03.166 B</b>	<b>30.137</b>	42.233	5:50.796	259.6	19:44.724											
6	1	3:55.772	2:38.660	43.229	33.883	172.5	23:40.496											
7	1	3:12.310 B	50.966	1:20.425	1:00.919	212.2	26:52.806											
8	1	4:06.142	1:48.793	1:21.348	56.001	72.4	30:58.948											
9	1	1:51.781	37.383	41.525	32.873	225.0	32:50.729											
10	1	1:43.622	30.351	42.596	30.675	256.5	34:34.351											
11	1	<b>1:41.204</b>	30.208	<b>40.641</b>	30.355	256.5	36:15.555											
12	1	1:48.270	30.438	44.748	33.084	257.8	38:03.825											
13	1	<b>2:45.626 B</b>	30.668	1:13.034	1:01.924	257.1	40:49.451											
<b>25 360 Racing</b> Ligier JS P320 - Nissan LMP3																		
1. Mark RICHARDS																		
2. Belen GARCIA																		
1	1	3:11.548	1:52.417	46.140	32.991	150.8	3:11.548											
2	1	1:46.192	31.787	42.349	32.056	252.3	4:57.740											
3	1	3:27.940	1:12.468	1:19.624	55.848	80.0	8:25.680											
4	1	2:26.308	1:11.818	42.581	31.909	72.8	10:51.988											
5	1	1:43.060	30.999	41.304	30.757	252.9	12:35.048											
6	1	1:43.496	31.822	40.790	30.884	255.3	14:18.544											
7	1	<b>2:42.809 B</b>	31.115	1:12.112	59.582	258.4	17:01.353											



# Michelin Le Mans Cup Barcelona Round Bronze Driver Collective Test

## Sector Analysis

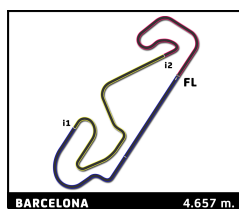
Lap under Red Flag							Invalidated Lap		Personal Best		Session Best		B Crossing the pit lane		
Lap	D	Time	Sector 1	Sector 2	Sector 3	T. Spd	Elapsed	Lap	D	Time	Sector 1	Sector 2	Sector 3	T. Spd	Elapsed
<b>26</b> <b>360 Racing</b> 1.Terrence WOODWARD 2.Tommy FOSTER							Ligier JS P320 - Nissan LMP3								
1	1	3:02.575 B	1:41.600	44.857	36.118	167.2	3:02.575								
2	1	2:38.726	1:04.110	42.465	52.151	176.5	5:41.301								
3	1	3:28.304	1:13.308	1:19.216	55.780	80.1	9:09.605								
4	1	2:02.213	50.195	41.711	30.307	125.9	11:11.818								
5	1	1:41.069	30.535	40.684	<b>29.850</b>	254.1	12:52.887								
6	1	<b>1:40.866</b>	<b>29.995</b>	<b>40.545</b>	30.326	256.5	14:33.753								
7	1	<b>2:46.010 B</b>	37.220	1:14.385	54.405	255.3	17:19.763								
<b>27</b> <b>24-7 Motorsport</b> 1.Andrew FERGUSON 2.Louis HAMILTON SMITH							Ligier JS P320 - Nissan LMP3								
1	1	3:30.536	2:09.558	46.842	34.136	128.3	3:30.536								
2	1	2:06.080	32.326	43.723	50.031	251.2	5:36.616								
3	1	3:30.164	1:13.582	1:20.104	56.478	79.7	9:06.780								
4	1	2:12.427	53.757	45.423	<b>33.247</b>	85.0	11:19.207								
5	1	<b>1:46.925</b>	<b>31.211</b>	<b>42.433</b>	33.281	254.1	13:06.132								
6	1	<b>2:54.634 B</b>	32.081	1:04.762	1:17.791	255.9	16:00.766								
7	1	6:41.012	5:17.808	44.826	38.378	157.4	22:41.778								
8	1	2:19.105	32.964	49.072	57.069	250.6	25:00.883								
9	1	3:28.546	1:13.381	1:19.043	56.122	79.9	28:29.429								
10	1	3:06.820	1:13.293	1:19.041	34.486	79.9	31:36.249								
11	1	<del>1:47.804</del>	32.275	42.632	<del>32.897</del>	248.8	33:24.053								
12	1	1:54.402	31.456	48.492	34.454	254.7	35:18.455								
13	1	1:58.462	33.424	50.220	34.818	252.3	37:16.917								
14	1	<b>2:20.575 B</b>	32.224	43.712	1:04.639	251.7	39:37.492								
<b>28</b> <b>MV2S Racing</b> 1.Christophe CRESP 2.Jérôme DE SADELEER							Ligier JS P320 - Nissan LMP3								
1	1	3:40.823	2:25.357	42.748	32.718	151.9	3:40.823								
2	1	2:14.057	30.697	42.498	1:00.862	252.3	5:54.880								
3	1	3:48.630	1:21.224	1:32.482	54.924	79.5	9:43.510								
4	1	<del>1:40.344</del>	30.615	<b>40.022</b>	<del>29.707</del>	247.1	11:23.854								
5	1	1:46.456	30.017	40.800	35.639	255.3	13:10.310								
6	1	<b>1:47.038</b>	31.534	43.091	32.413	254.7	14:57.348								
7	1	<b>3:28.381 B</b>	1:01.894	1:20.425	1:06.062	130.0	18:25.729								
8	1	5:03.038 B	3:34.153	41.661	47.224	154.5	23:28.767								
9	1	8:38.025	7:18.047	49.178	30.800	79.8	32:06.792								
10	1	1:41.854	30.054	41.381	<b>30.419</b>	251.7	33:48.646								
11	1	<b>1:41.564</b>	29.978	40.523	31.063	254.1	35:30.210								
12	1	1:42.812	<b>29.785</b>	41.243	31.784	255.3	37:13.022								
13	1	<b>2:07.204 B</b>	33.793	43.379	50.032	240.0	39:20.226								
<b>29</b> <b>MV2S Racing</b> 1.Matthias LUETHEN 2.Emilien CARDE							Ligier JS P320 - Nissan LMP3								
1	1	3:36.624	2:22.679	43.591	30.354	164.1	3:36.624								
2	1	2:07.209	30.647	44.240	52.322	254.1	5:43.833								
3	1	3:32.994	1:13.853	1:22.604	56.537	79.7	9:16.827								
4	1	1:59.577	46.574	42.109	30.894	200.7	11:16.404								
5	1	<b>1:42.000</b>	31.410	40.560	<b>30.030</b>	254.1	12:58.404								
6	1	1:42.166	<b>29.809</b>	<b>40.458</b>	31.899	256.5	14:40.570								
7	1	<b>3:01.940 B</b>	46.654	1:19.005	56.281	255.9	17:42.510								
8	1	5:48.716 B	4:17.752	46.505	44.459	131.7	23:31.226								
9	1	8:56.620	7:41.283	43.395	31.942	79.5	32:27.846								
10	1	1:44.569	30.026	43.541	31.002	255.3	34:12.415								
11	1	1:47.712 B	30.111	40.824	36.777	257.8	36:00.127								
12	1	2:10.676	52.949	43.266	34.461	178.2	38:10.803								
13	1	<b>2:44.037 B</b>	30.481	1:10.610	1:02.946	254.7	40:54.840								
<b>30</b> <b>Frikadelli Racing Team</b> 1.Klaus ABBELEN 2.Felipe FERNANDEZ-LASER							Ligier JS P320 - Nissan LMP3								
1	1	2:43.389	1:24.891	45.593	32.905	139.5	2:43.389								
2	1	1:52.980	32.066	47.941	32.973	250.0	4:36.369								
3	1	3:01.916	44.458	1:20.652	56.806	253.5	7:38.285								
4	1	2:54.030	1:13.462	1:02.191	38.377	78.7	10:32.315								
5	1	1:44.700	31.427	41.916	31.357	253.5	12:17.015								
6	1	1:44.209	31.147	41.805	31.257	254.1	14:01.224								
7	1	<b>2:33.383 B</b>	31.479	1:02.691	59.213	253.5	16:34.607								
8	1	6:06.968 B	4:35.467	44.497	47.004	159.3	22:41.575								
9	1	5:53.384	3:38.173	1:19.193	56.018	69.4	28:34.959								
10	1	3:04.101	1:13.264	1:18.151	32.686	79.7	31:39.060								
11	1	1:43.564	30.893	41.373	31.298	251.2	33:22.624								
12	1	1:50.544	31.410	47.912	31.222	254.1	35:13.168								
13	1	<b>1:42.530</b>	30.657	<b>41.254</b>	<b>30.619</b>	252.9	36:55.698								
14	1	<b>1:42.896</b>	<b>30.530</b>	41.439	30.927	255.3	38:38.594								
15	1	<b>3:16.065 B</b>	50.772	1:26.684	58.609	217.7	41:54.659								
<b>39</b> <b>GRAFF Racing</b> 1.James SWEETNAM 2.Lucca ALLEN							Ligier JS P320 - Nissan LMP3								
1	1	<del>3:37.651</del>	2:23.051	43.848	<del>30.752</del>	161.4	3:37.651								
2	1	2:07.848	31.141	43.536	53.171	254.7	5:45.499								
3	1	3:54.869	1:19.287	1:37.755	57.827	79.9	9:40.368								
4	1	<b>1:41.918</b>	30.976	40.661	30.281	251.7	11:22.286								
5	1	1:42.587	30.447	40.692	31.448	255.3	13:04.873								
6	1	<b>1:52.167 B</b>	30.303	<del>41.292</del>	40.572	257.8	14:57.040								
7	1	6:54.209	5:42.006	42.414	<b>29.789</b>	145.4	21:51.249								
8	1	1:47.220	30.368	44.253	32.599	255.9	23:38.469								
9	1	3:11.075	48.757	1:23.003	59.315	201.1	26:49.544								
10	1	3:34.280	1:15.300	1:20.712	58.268	74.6	30:23.824								
11	1	2:07.927	55.630	<b>40.008</b>	32.289	77.6	32:31.751								
12	1	1:52.922	32.502	49.208	31.212	244.3	34:24.673								
13	1	<del>1:39.520</del>	<b>29.556</b>	40.052	<del>29.912</del>	258.4	36:04.193								
14	1	<del>1:53.471</del>	<del>31.568</del>	45.529	36.374	263.4	37:57.664								
15	1	<b>2:35.520 B</b>	30.534	1:05.588	59.398	257.1	40:33.184								



# Michelin Le Mans Cup Barcelona Round Bronze Driver Collective Test

## Sector Analysis

Lap under Red Flag								Invalidated Lap		Personal Best	Session Best	B Crossing the pit lane			
Lap	D	Time	Sector 1	Sector 2	Sector 3	T. Spd	Elapsed	Lap	D	Time	Sector 1	Sector 2	Sector 3	T. Spd	Elapsed
<b>42</b>		<b>Steller Motorsport</b> 1. James WOOD 2. Sennan FIELDING						Audi R8 LMS GT3							
1	1	2:21.582	50.298	53.309	37.975	130.8	2:21.582	2	1	<b>8:08.859 B</b>	5:42.052	1:21.231	1:05.576	129.3	18:12.149
2	1	2:07.565	38.446	50.566	38.553	206.1	4:29.147	3	1	4:21.045	2:54.196	49.891	36.958	150.4	22:33.194
3	1	3:05.094	46.768	1:21.559	56.767	213.4	7:34.241	4	1	2:15.657	35.489	45.388	54.780	243.8	24:48.851
4	1	2:55.661	1:13.912	1:04.088	37.661	79.5	10:29.902	5	1	3:29.312	1:13.460	1:19.341	56.511	79.9	28:18.163
5	1	2:02.622	38.090	48.995	35.537	201.9	12:32.524	6	1	3:10.675	1:13.796	1:19.243	37.636	78.7	31:28.838
6	1	2:00.736	35.899	47.820	37.017	212.6	14:33.260	7	1	<b>1:51.941</b>	33.515	<b>45.263</b>	<b>33.163</b>	244.3	33:20.779
7	1	<b>3:04.829 B</b>	46.057	1:20.069	58.703	234.3	17:38.089	8	1	1:57.168	33.812	49.266	34.090	247.1	35:17.947
8	1	5:01.084 B	3:20.638	50.814	49.632	149.0	22:39.173	9	1	1:54.525	<b>32.675</b>	46.301	35.549	246.0	37:12.472
9	1	8:33.292 B	6:14.988	1:19.881	58.423	74.3	31:12.465	10	1	<b>2:23.940 B</b>	34.538	45.415	1:03.987	244.9	39:36.412
10	1	2:45.686	1:21.201	48.503	35.982	156.3	33:58.151								
11	1	1:54.844	34.775	45.677	34.392	230.3	35:52.995								
12	1	<b>1:53.610</b>	34.321	<b>45.457</b>	<b>33.832</b>	245.5	37:46.605								
13	1	<b>2:37.846 B</b>	<b>33.918</b>	1:03.353	1:00.575	249.4	40:24.451								
<b>48</b>		<b>Murphy Prototypes</b> 1. Adrian WATT 2. Dan SKOCDPOLE						Duqueine M30 - D08 - Nissan LMP3							
1	1	3:30.875	2:10.146	46.741	33.988	139.5	3:30.875								
2	1	<del>2:11.954</del>	32.369	<del>44.407</del>	55.178	251.2	5:42.829								
3	1	3:29.913 B	1:13.645	1:19.382	56.886	78.9	9:12.742								
4	1	2:25.424	1:10.796	42.923	31.705	99.0	11:38.166								
5	1	<b>1:44.377</b>	31.219	41.858	<b>31.300</b>	257.1	13:22.543								
6	1	<b>1:49.751</b>	31.153	<b>41.518</b>	37.080	258.4	15:12.294								
7	1	<b>3:33.840 B</b>	1:14.065	1:19.088	1:00.687	76.6	18:46.134								
8	1	7:39.264	5:21.143	1:20.480	57.641	160.5	26:25.398								
9	1	3:31.001 B	1:14.213	1:19.128	57.660	78.8	29:56.399								
10	1	5:22.322	2:51.438	1:56.108	34.776	143.8	35:18.721								
11	1	1:49.953	32.856	45.380	31.717	241.6	37:08.674								
12	1	<b>1:46.626</b>	<b>31.025</b>	41.741	33.860	255.3	38:55.300								
13	1	<b>3:39.571 B</b>	1:14.259	1:20.328	1:04.984	80.4	42:34.871								
<b>59</b>		<b>Team Virage</b> 1. Oscar BITTAR 2. Alessandro BRACALENTE						Ligier JS P320 - Nissan LMP3							
1	1	2:22.877	1:02.097	46.990	33.790	144.0	2:22.877								
2	1	2:04.530 B	31.194	46.190	47.146	252.9	4:27.407								
3	1	<del>6:36.439</del>	5:23.561	42.154	<del>30.724</del>	125.0	11:03.846								
4	1	1:42.165	30.684	40.916	30.565	254.1	12:46.011								
5	1	1:42.483	30.211	40.719	31.553	257.8	14:28.494								
6	1	<b>2:43.352 B</b>	30.892	1:16.560	55.900	257.1	17:11.846								
7	1	12:37.395	...	1:20.831	1:04.905	79.2	29:49.241								
8	1	2:37.325	1:18.479	47.729	31.117	79.1	32:26.566								
9	1	1:44.426	30.864	43.419	30.143	255.9	34:10.992								
10	1	1:42.021	31.351	40.532	30.138	259.6	35:53.013								
11	1	<b>1:40.300</b>	30.435	<b>40.280</b>	<b>29.585</b>	256.5	37:33.313								
12	1	<b>2:16.867 B</b>	<b>29.685</b>	40.675	1:06.507	258.4	39:50.180								
<b>63</b>		<b>Iron Lynx</b> 1. Hiroshi HAMAGUCHI 2. Vincent ABRIL						Lamborghini Huracan GT3 EVO2 GT3							
1	1	2:56.256	1:36.611	44.908	34.737	158.4	2:56.256								
2	1	1:53.901	33.539	47.300	33.062	241.6	4:50.157								
3	1	3:06.566	52.583	1:18.606	55.377	233.3	7:56.723								
4	1	2:37.789	1:13.456	52.526	31.807	79.4	10:34.512								
5	1	1:50.227	33.114	43.454	33.659	241.1	12:24.739								
6	1	<b>1:45.695</b>	32.124	42.431	<b>31.140</b>	243.8	14:10.434								
7	1	<b>2:38.934 B</b>	31.846	1:09.378	57.710	244.3	16:49.368								
8	1	5:59.728	4:38.663	44.557	36.508	149.4	22:49.096								
9	1	2:29.080	33.315	1:00.171	55.594	238.9	25:18.176								
10	1	3:27.373	1:12.957	1:18.725	55.691	80.1	28:45.549								
11	1	2:56.150	1:12.978	1:10.949	32.223	80.2	31:41.699								
12	1	1:51.989	31.998	45.434	34.557	242.2	33:33.688								
13	1	1:47.907	31.912	<b>42.167</b>	33.828	244.3	35:21.595								
14	1	1:47.883	31.554	44.167	32.162	246.6	37:09.478								
15	1	<del>1:47.059</del>	<b>31.294</b>	<del>41.828</del>	33.937	244.9	38:56.537								
16	1	<b>3:42.400 B</b>	1:15.961	1:19.857	1:06.582	76.2	42:38.937								
<b>64</b>		<b>Team Parker Racing</b> 1. Alex MARTIN 2. Charles BATEMAN						Porsche 911 GT3 R GT3							
1	1	2:22.771	57.250	49.342	36.179	121.5	2:22.771								
2	1	1:53.670	35.590	44.450	33.630	218.6	4:16.441								
3	1	2:39.318	32.437	1:11.286	55.595	247.7	6:55.759								
4	1	3:07.255	1:13.115	1:18.746	35.394	79.8	10:03.014								
5	1	1:49.040	33.211	43.631	32.198	246.0	11:52.054								
6	1	<del>1:45.147</del>	31.509	<del>42.119</del>	31.519	250.0	13:37.201								
7	1	<b>2:29.469 B</b>	31.403	42.335	1:15.731	251.2	16:06.670								
<b>51</b>		<b>AF Corse</b> 1. Hiroshi KOIZUMI 2. Kei COZZOLINO						Ferrari 296 GT3 GT3							
1	1	3:25.914 B	1:58.765	45.195	41.954	160.5	3:25.914								
2	1	6:21.889	4:08.036	1:23.841	50.012	79.9	9:47.803								
3	1	1:47.973	32.950	43.562	31.461	248.3	11:35.776								
4	1	1:45.527	31.563	42.220	31.744	252.3	13:21.303								
5	1	<del>1:49.862</del>	31.296	41.972	<del>36.594</del>	253.5	15:11.165								
6	1	<b>3:31.803 B</b>	1:13.849	1:19.158	58.796	80.1	18:42.968								
7	1	4:15.649	2:46.580	52.006	37.063	164.9	22:58.617								
8	1	2:29.467	31.781	59.501	58.185	248.8	25:28.084								
9	1	3:35.913	1:13.979	1:22.114	59.820	79.6	29:03.997								
10	1	2:47.763	1:14.468	1:01.364	31.931	80.2	31:51.760								
11	1	<b>1:44.257</b>	31.364	<b>41.953</b>	<b>30.940</b>	251.2	33:36.017								
12	1	1:57.286	31.423	52.249	33.614	253.5	35:33.303								
13	1	1:44.448	<b>31.074</b>	41.966	31.408	253.5	37:17.751								
14	1	<b>2:28.276 B</b>	32.418	51.152	1:04.706	254.7	39:46.027								
<b>55</b>		<b>GMB Motorsport</b> 1. Thomas ANDERSEN 2. Simon BIRCH						Honda NSX GT3 GT3							
1	1	10:03.290 B	2:50.999	6:21.347	50.944	139.7	10:03.290								



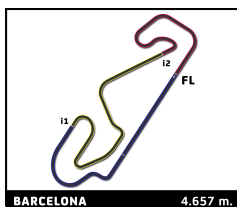
# Michelin Le Mans Cup

## Barcelona Round

### Bronze Driver Collective Test

## Sector Analysis

Lap under Red Flag							Invalidated Lap		Personal Best	Session Best	B Crossing the pit lane				
Lap	D	Time	Sector 1	Sector 2	Sector 3	T. Spd	Elapsed	Lap	D	Time	Sector 1	Sector 2	Sector 3	T. Spd	Elapsed
8	1	5:49.395	4:34.861	42.840	<del>31.604</del>	163.1	21:55.975	6	1	<b>1:39.035</b>	<b>29.591</b>	39.920	29.524	257.1	14:32.966
9	1	1:55.492 <b>B</b>	32.323	42.626	40.543	249.4	23:51.467	7	1	<b>2:54.852 B</b>	38.390	1:20.167	56.295	256.5	17:27.818
10	1	6:56.667	4:40.712	1:19.894	56.061	79.2	30:48.134	8	1	4:34.381	3:23.003	40.916	30.462	174.8	22:02.199
11	1	2:12.255	49.081	47.644	35.530	141.4	33:00.389	9	1	1:50.161 <b>B</b>	29.752	40.530	39.879	257.1	23:52.360
12	1	1:52.824	34.034	46.257	32.533	233.8	34:53.213	10	1	6:22.149	4:07.082	1:19.197	55.870	79.5	30:14.509
13	1	1:45.358	31.845	42.235	31.278	250.0	36:38.571	11	1	2:14.575	59.822	41.995	32.758	79.5	32:29.084
14	1	<b>1:43.680</b>	<b>31.011</b>	<b>41.720</b>	<b>30.949</b>	251.2	38:22.251	12	1	1:44.511	30.782	42.430	31.299	254.7	34:13.595
15	1	<b>2:39.037 B</b>	31.551	1:03.560	1:03.926	252.3	41:01.288	13	1	1:42.868	30.246	42.835	29.787	257.8	35:56.463
<b>66</b> Rinaldi Racing							Ligier JS P320 - Nissan								
1. Steve PARROW							LMP3								
2. Daniel KEILWITZ															
1	1	2:55.240	1:32.746	47.774	34.720	119.2	2:55.240	<b>70</b> Leipert Motorsport							
2	1	1:53.266	33.925	46.477	32.864	250.0	4:48.506	1. Gerhard WATZINGER							
3	1	3:04.391	49.514	1:18.966	55.911	251.7	7:52.897	2. Brendon LEITCH							
4	1	2:40.166	1:13.021	54.138	33.007	80.3	10:33.063	1	1	4:01.273	2:38.599	47.405	35.269	150.2	4:01.273
5	1	1:48.837	33.724	43.659	31.454	249.4	12:21.900	2	1	2:34.900	34.511	1:04.161	56.228	238.9	6:36.173
6	1	1:43.239	30.749	41.650	30.840	254.7	14:05.139	3	1	3:15.976	1:14.241	1:19.332	42.403	79.0	9:52.149
7	1	<b>2:34.553 B</b>	30.923	1:02.615	1:01.015	255.3	16:39.692	4	1	1:52.456	33.997	44.803	33.656	235.3	11:44.605
8	1	6:49.922	5:28.184	47.044	34.694	141.9	23:29.614	5	1	<b>1:47.738</b>	32.505	43.303	<b>31.930</b>	241.6	13:32.343
9	1	2:51.612	36.570	1:18.960	56.082	247.7	26:21.226	6	1	<b>2:32.502 B</b>	<b>32.210</b>	<b>42.841</b>	1:17.451	241.1	16:04.845
10	1	3:28.837	1:13.444	1:19.300	56.093	79.9	29:50.063	7	1	7:01.295	5:41.563	44.756	34.976	160.5	23:06.140
11	1	2:34.978	1:16.477	46.260	32.241	79.8	32:25.041	8	1	2:40.554	33.465	1:06.171	1:00.918	237.4	25:46.694
12	1	<del>1:44.570</del>	31.087	42.696	<del>30.787</del>	254.1	34:09.611	9	1	3:53.972	1:23.148	1:26.921	1:03.903	74.3	29:40.666
13	1	1:43.350	30.890	<b>41.082</b>	31.378	252.9	35:52.961	10	1	2:38.649	1:15.911	48.724	34.014	79.8	32:19.315
14	1	<b>1:42.894</b>	31.194	41.438	<b>30.262</b>	243.8	37:35.855	11	1	1:49.812	33.061	44.016	32.735	238.4	34:09.127
15	1	<b>2:17.084 B</b>	<b>30.083</b>	42.262	1:04.739	257.8	39:52.939	12	1	1:53.734	33.678	46.948	33.108	240.5	36:02.861
<b>67</b> Haegeli by T2 Racing							Daqueine M30 - D08 - Nissan								
1. Pieder DECURTINS							LMP3								
2. Brent VERHEYEN															
1	1	1:55.945	40.749	43.440	31.756	153.8	1:55.945	<b>77</b> Team Thor							
2	1	1:45.897	32.594	42.135	31.168	252.3	3:41.842	1. Audunn GUDMUNDSSON							
3	1	2:18.767	30.659	42.024	1:06.084	257.1	6:00.609	2. Colin NOBLE							
4	1	3:44.495	1:27.650	1:24.153	52.692	66.1	9:45.104	1	1	2:48.673	1:31.512	46.602	30.559	124.9	2:48.673
5	1	1:42.532	31.288	40.918	30.326	254.1	11:27.636	2	1	1:45.266	30.400	43.279	31.587	255.3	4:33.939
6	1	<b>1:41.353</b>	<b>30.152</b>	40.370	30.831	257.8	13:08.989	3	1	2:56.381	40.769	1:19.840	55.772	254.7	7:30.320
7	1	<b>1:45.465</b>	30.601	42.608	32.256	261.5	14:54.454	4	1	2:47.863	1:13.745	1:03.577	30.541	80.1	10:18.183
8	1	<b>3:20.230 B</b>	52.831	1:21.841	1:05.558	165.4	18:14.684	5	1	1:40.997	30.207	40.492	30.298	256.5	11:59.180
9	1	4:48.859	3:32.822	43.385	32.652	177.9	23:03.543	6	1	<del>1:40.636</del>	30.156	40.452	<del>30.928</del>	258.4	13:39.816
10	1	2:42.356	30.603	1:06.319	1:05.434	255.9	25:45.899	7	1	<b>2:31.262 B</b>	30.946	41.725	1:18.591	258.4	16:11.078
11	1	3:54.002	1:23.160	1:27.101	1:03.741	73.4	29:39.901	8	1	5:58.077	4:43.881	44.059	30.137	162.4	22:09.155
12	1	2:30.643	1:16.007	44.475	<b>30.161</b>	80.0	32:10.544	9	1	1:43.942	30.226	40.310	33.406	258.4	23:53.097
13	1	<del>1:40.591</del>	30.248	40.540	<del>29.803</del>	257.8	33:51.135	10	1	3:16.443	58.500	1:22.049	55.894	177.0	27:09.540
14	1	<del>1:40.343</del>	<del>30.937</del>	<b>40.223</b>	<del>30.983</del>	259.6	35:31.478	11	1	3:32.637	1:14.726	1:21.432	56.479	79.4	30:42.177
15	1	<del>1:42.504</del>	<del>30.728</del>	40.506	31.270	257.8	37:13.982	12	1	2:02.525	47.305	43.526	31.694	152.5	32:44.702
16	1	<b>2:01.125 B</b>	32.886	41.335	46.904	262.8	39:15.107	13	1	1:40.973	<b>29.891</b>	40.954	30.128	259.6	34:25.675
<b>68</b> M Racing							Ligier JS P320 - Nissan								
1. Hugo DELACOUR							LMP3								
2. Guilherme MOURA DE OI															
1	1	2:35.071	1:16.451	46.252	32.368	127.5	2:35.071	<b>83</b> AF Corse							
2	1	1:43.787	32.250	41.828	29.709	253.5	4:18.858	1. Charles-Henri SAMANI							
3	1	2:38.061 <b>B</b>	30.777	1:11.546	55.738	256.5	6:56.919	2. Emmanuel COLLARD							
4	1	4:17.854	3:03.373	42.189	32.292	124.9	11:14.773	1	1	3:01.882	1:40.300	46.612	34.970	152.8	3:01.882
5	1	1:39.158	29.999	<b>39.851</b>	<b>29.308</b>	254.1	12:53.931	2	1	1:49.452	32.337	43.999	33.116	245.5	4:51.334
3	1	3:07.010	52.637	1:18.695	55.678	240.0	7:58.344	3	1	2:38.739	1:13.315	52.843	32.581	79.9	10:37.083
4	1	2:38.739	1:13.315	52.843	32.581	79.9	10:37.083								



# Michelin Le Mans Cup

## Barcelona Round

### Bronze Driver Collective Test

## Sector Analysis

Lap	D	Time	Sector 1	Sector 2	Sector 3	T. Spd	Elapsed	Lap	D	Time	Sector 1	Sector 2	Sector 3	T. Spd	Elapsed
5	1	1:48.163	32.113	43.535	32.515	247.1	12:25.246	7	1	<b>2:40.758B</b>	32.199	1:11.357	57.202	248.8	16:56.399
6	1	1:46.936	32.130	43.063	31.743	249.4	14:12.182	8	1	5:37.350	4:19.612	44.656	33.082	158.1	22:33.749
7	1	<b>2:38.789B</b>	31.682	1:08.988	58.119	249.4	16:50.971	9	1	2:07.771	33.191	43.007	51.573	250.0	24:41.520
8	1	6:11.220B	4:35.999	44.882	50.339	157.7	23:02.191	10	1	3:29.485	1:13.891	1:19.479	56.115	79.7	28:11.005
9	1	5:01.094	2:36.370	1:25.309	59.415	116.5	28:03.285	11	1	3:12.487	1:13.967	1:19.489	39.031	79.1	31:23.492
10	1	3:20.488	1:15.464	1:19.907	45.117	79.7	31:23.773	12	1	1:46.471	32.349	42.466	31.656	246.6	33:09.963
11	1	1:49.305	32.494	42.516	34.295	242.7	33:13.078	13	1	1:47.310	31.736	43.555	32.019	251.7	34:57.273
12	1	1:45.175	31.504	<b>42.441</b>	31.230	249.4	34:58.253	14	1	1:45.800	31.815	42.483	<b>31.502</b>	251.7	36:43.073
13	1	<b>1:45.145</b>	<b>31.414</b>	42.624	<b>31.107</b>	251.2	36:43.398	15	1	<b>1:45.478</b>	<b>31.710</b>	<b>42.252</b>	31.516	250.6	38:28.551
14	1	1:46.003	32.096	42.462	31.445	252.3	38:29.401	16	1	<b>3:00.745B</b>	45.744	1:19.019	55.982	248.8	41:29.296
15	1	<b>3:02.823B</b>	47.800	1:17.332	57.691	249.4	41:32.224								

86		HCR With CaffeineSix	Porsche 911 GT3 R GT3												
		1. Timothy CRESWICK													
		2. Anders FJORBACH													
1	1	3:33.370B	2:09.013	46.182	38.175	126.2	3:33.370								
2	1	4:06.138	1:49.535	1:20.540	56.063	175.9	7:39.508								
3	1	2:48.604	1:14.147	1:00.360	34.097	79.7	10:28.112								
4	1	1:47.084	32.341	42.383	32.360	248.3	12:15.196								
5	1	1:48.018	32.905	43.691	<b>31.422</b>	251.7	14:03.214								
6	1	<b>2:33.599B</b>	<b>31.588</b>	1:01.764	1:00.247	252.3	16:36.813								
7	1	5:55.042B	4:28.008	42.923	44.111	175.6	22:31.855								
8	1	7:35.548	5:20.876	1:19.017	55.655	79.8	30:07.403								
9	1	2:21.633	1:04.150	44.404	33.079	79.8	32:29.036								
10	1	1:47.695	32.176	43.277	32.242	250.6	34:16.731								
11	1	1:46.366	31.776	42.859	31.731	253.5	36:03.097								
12	1	<b>1:45.657</b>	31.688	<b>41.986</b>	31.983	251.7	37:48.754								
13	1	<b>2:38.484B</b>	32.317	1:04.186	1:01.981	251.2	40:27.238								

87		COOL Racing	Ligier JS P320 - Nissan LMP3												
		1. Adrien CHILA													
		2. Cédric OLTRAMARE													
1	1	2:14.313	55.508	46.898	31.907	113.3	2:14.313								
2	1	1:45.031	31.519	41.912	31.600	252.3	3:59.344								
3	1	2:20.872	30.681	54.732	55.459	255.3	6:20.216								
4	1	3:27.462	1:14.440	1:24.536	48.486	80.1	9:47.678								
5	1	1:43.995	31.622	42.057	30.316	254.7	11:31.673								
6	1	1:42.611	30.643	41.453	30.515	259.0	13:14.284								
7	1	<b>1:44.552</b>	30.773	41.641	32.138	259.6	14:58.836								
8	1	<b>3:32.367B</b>	1:11.406	1:18.514	1:02.447	80.2	18:31.203								
9	1	5:07.172B	3:45.700	41.676	39.796	178.5	23:38.375								
10	1	8:50.889	7:38.675	41.614	30.600	79.8	32:29.264								
11	1	1:44.021	30.269	42.398	31.354	259.0	34:13.285								
12	1	<b>1:41.254</b>	30.193	41.090	29.971	259.0	35:54.539								
13	1	1:41.953	31.750	<b>40.403</b>	<b>29.800</b>	260.9	37:36.492								
14	1	<b>2:18.492B</b>	<b>30.040</b>	43.626	1:04.826	260.2	39:54.984								

88		GMB Motorsport	Honda NSX GT3 GT3												
		1. Lars Engellbrecht PEDERSEI													
		2. Jan MAGNUSSEN													
1	1	3:02.113	1:41.724	45.939	34.450	159.3	3:02.113								
2	1	1:49.947	32.702	43.829	33.416	243.2	4:52.060								
3	1	3:10.360	54.405	1:19.568	56.387	237.9	8:02.420								
4	1	<b>2:37.102</b>	1:13.774	50.883	<b>32.445</b>	79.8	10:39.522								
5	1	<b>1:48.892</b>	32.105	44.650	<b>32.137</b>	248.8	12:28.414								
6	1	1:47.227	32.242	42.935	32.050	249.4	14:15.641								