

Michelin Le Mans Cup

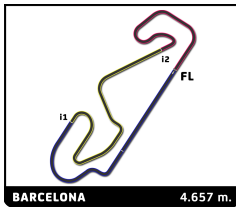
Barcelona Round

Free Practice 2

Sector Analysis

Lap under Red Flag Invalidated Lap Personal Best Session Best Crossing the pit lane

Lap	D	Time	Sector 1	Sector 2	Sector 3	T. Spd	Elapsed	Lap	D	Time	Sector 1	Sector 2	Sector 3	T. Spd	Elapsed
2 CD Sport 1. Fabien MICHAL 2. Kirill SMAL Ligier JS P320 - Nissan LMP3								18	2	1:42.544	30.344	41.066	31.134	259.0	50:19.842
1	1	2:32.216	1:12.067	45.822	34.327	164.4	2:32.216	19	2	1:42.880	31.478	40.890	30.512	257.1	52:02.722
2	1	1:44.204	31.044	41.466	31.694	252.9	4:16.420	20	2	2:44.973	1:28.115	45.158	31.700	256.5	54:47.695
3	1	3:07.841 B	48.074	1:18.845	1:00.922	256.5	7:24.261	21	2	1:41.567	30.688	40.809	30.070	257.8	56:29.262
4	1	14:24.674	...	43.649	30.681	173.4	21:48.935	22	2	2:28.970 B	1:07.014	45.794	36.162	259.0	58:58.232
5	1	1:40.932	30.197	40.953	29.782	255.3	23:29.867	23	1	7:18.503	6:06.806	41.488	30.209	178.8	1:06:16.735
6	1	1:40.981	30.214	40.978	29.789	255.9	25:10.848	24	1	1:43.988	31.012	40.919	32.057	262.1	1:08:00.723
7	1	1:40.416	30.057	40.618	29.741	255.3	26:51.264	25	1	1:40.935	30.118	40.902	29.915	256.5	1:09:41.658
8	1	1:41.172	29.972	40.771	30.429	257.1	28:32.436	26	1	1:40.708	30.350	40.737	29.621	258.4	1:11:22.366
9	1	1:41.795	30.351	41.401	30.043	257.8	30:14.231	4 Nielsen Racing 1. John MELSOM 2. Matthew BELL Duqueine M30 - D08 - Nissan LMP3							
10	1	1:40.674	29.908	40.715	30.051	258.4	31:54.905	1	1	3:41.991	2:18.612	44.694	38.685	142.7	3:41.991
11	1	1:42.549	30.678	41.160	30.711	257.8	33:37.454	2	1	2:55.131 B	36.540	1:16.426	1:02.165	236.3	6:37.122
12	1	1:50.489 B	32.221	42.835	35.433	258.4	35:27.943	3	1	14:54.853	...	45.502	31.236	160.0	21:31.975
13	2	4:29.347	3:15.039	41.672	32.636	175.0	39:57.290	4	1	1:44.390	31.352	42.222	30.816	257.8	23:16.365
14	2	1:38.756	29.599	39.816	29.341	257.1	41:36.046	5	1	1:42.231	31.195	40.939	30.097	259.0	24:58.596
15	2	1:40.906	29.594	40.508	30.804	258.4	43:16.952	6	1	1:42.479	30.683	40.709	31.087	259.6	26:41.075
16	2	1:44.063	30.662	43.148	30.253	258.4	45:01.015	7	1	1:46.564	33.275	41.559	31.730	244.9	28:27.639
17	2	1:39.302	29.537	40.247	29.518	257.8	46:40.317	8	1	1:41.208	31.094	40.245	29.869	259.6	30:08.847
18	2	1:40.409	29.436	41.303	29.670	258.4	48:20.726	9	1	1:42.788	30.459	40.709	31.620	260.9	31:51.635
19	2	1:38.618	29.355	39.961	29.302	259.0	49:59.344	10	1	1:45.209	30.174	43.138	31.897	260.9	33:36.844
20	2	1:47.127 B	30.141	40.909	36.077	259.0	51:46.471	11	1	1:43.339	31.806	40.798	30.735	257.8	35:20.183
21	2	4:24.162	3:13.888	40.531	29.743	177.0	56:10.633	12	1	1:45.585	31.491	43.381	30.713	254.7	37:05.768
22	2	1:40.949	29.833	41.344	29.772	259.6	57:51.582	13	1	1:41.282	30.131	40.692	30.459	257.8	38:47.050
23	2	1:41.077	29.585	40.432	31.060	259.0	59:32.659	14	1	1:42.105	31.151	40.648	30.306	260.2	40:29.155
24	2	1:39.297	29.644	40.200	29.453	254.7	1:01:11.956	15	1	1:41.539	30.320	40.895	30.324	259.6	42:10.694
25	2	1:38.900	29.504	39.965	29.431	259.6	1:02:50.856	16	1	1:58.250 B	34.413	41.790	42.047	261.5	44:08.944
26	2	1:40.140	29.645	40.869	29.626	259.0	1:04:30.996	17	2	3:47.732 B	2:32.776	40.622	34.334	178.8	47:56.676
27	2	1:41.864	29.712	41.274	30.878	260.9	1:06:12.860	18	2	11:53.558	...	40.082	29.311	180.0	59:50.234
28	2	1:39.876	29.885	40.382	29.609	259.6	1:07:52.736	19	2	1:38.749	29.667	39.765	29.317	259.0	1:01:28.983
29	2	1:39.899	29.716	40.507	29.676	260.2	1:09:32.635	20	2	1:38.304	29.362	39.711	29.231	260.2	1:03:07.287
30	2	1:41.485	29.788	40.327	31.370	259.6	1:11:14.120	21	2	1:41.214	29.453	41.031	30.730	261.5	1:04:48.501
3 DKR Engineering 1. Alexander BUKHANTSOV 2. James WINSLOW Duqueine M30 - D08 - Nissan LMP3								22	2	1:40.358	29.520	41.424	29.414	261.5	1:06:28.859
1	2	3:16.682	1:54.876	47.346	34.460	138.6	3:16.682	23	2	1:38.066	29.172	39.697	29.197	262.8	1:08:06.925
2	2	2:13.019 B	33.608	44.296	55.115	220.4	5:29.701	24	2	1:46.382 B	29.269	40.791	36.322	262.1	1:09:53.307
3	2	15:39.006	...	44.068	31.870	170.6	21:08.707	6 ANS Motorsport 1. Jonathan BROSSARD 2. Nicolas SCHATZ Ligier JS P320 - Nissan LMP3							
4	2	1:46.780	32.300	42.746	31.734	254.7	22:55.487	1	2	2:19.737	1:03.858	44.904	30.975	169.5	2:19.737
5	2	1:44.991	31.479	41.420	32.092	254.1	24:40.478	2	2	1:41.267	30.361	40.263	30.643	250.0	4:01.004
6	2	1:50.206	32.139	44.925	33.142	229.3	26:30.684	3	2	2:44.308 B	30.068	1:16.083	58.157	255.9	6:45.312
7	2	1:40.893	30.449	40.846	29.598	254.7	28:11.577	4	1	14:35.385	...	43.858	32.077	159.5	21:20.697
8	2	1:44.460	29.706	40.049	34.705	259.6	29:56.037	5	1	1:47.345	31.698	42.090	33.557	251.7	23:08.042
9	2	1:42.530	30.111	41.797	30.622	260.2	31:38.567	6	1	1:43.373	30.901	41.569	30.903	252.9	24:51.415
10	2	1:39.357	29.910	40.069	29.378	260.2	33:17.924	7	1	1:44.909	31.247	41.862	31.800	255.3	26:36.324
11	2	1:38.505	29.577	39.788	29.140	260.2	34:56.429	8	1	1:41.767	30.372	41.020	30.375	254.7	28:18.091
12	2	1:44.835	30.303	42.620	31.912	259.0	36:41.264	9	1	1:42.843	30.314	41.683	30.846	258.4	30:00.934
13	2	1:39.043	29.598	39.851	29.594	258.4	38:20.307	10	1	1:43.210	30.498	41.570	31.142	255.9	31:44.144
14	2	1:45.018 B	30.227	40.323	34.468	260.2	40:05.325	11	1	1:42.883	30.700	41.438	30.745	254.1	33:27.027
15	2	5:08.782	3:54.466	43.759	30.557	177.0	45:14.107	12	1	1:42.509	30.933	41.023	30.553	253.5	35:09.536
16	2	1:41.840	30.063	41.346	30.431	259.6	46:55.947	13	1	1:41.810	30.405	40.922	30.483	255.3	36:51.346
17	2	1:41.351	30.466	41.004	29.881	259.6	48:37.298	14	1	1:42.128	30.262	41.110	30.756	255.9	38:33.474



Michelin Le Mans Cup

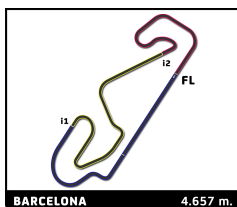
Barcelona Round

Free Practice 2

Sector Analysis

Lap under Red Flag Invalidated Lap Personal Best Session Best B Crossing the pit lane

Lap	D	Time	Sector 1	Sector 2	Sector 3	T. Spd	Elapsed	Lap	D	Time	Sector 1	Sector 2	Sector 3	T. Spd	Elapsed								
15	1	1:42.524	30.412	41.281	30.831	257.8	40:15.998	1	2	3:20.113 B	1:42.507	47.782	49.824	141.9	3:20.113								
16	1	1:44.929	30.690	42.286	31.953	257.1	42:00.927	2	2	18:03.553	...	44.191	33.905	149.8	21:23.666								
17	1	1:44.159	31.658	41.853	30.648	255.9	43:45.086	3	2	1:47.579	33.810	42.319	31.450	240.5	23:11.245								
18	1	1:46.108	31.332	42.331	32.445	258.4	45:31.194	4	2	1:46.841	33.819	42.410	30.612	227.4	24:58.086								
19	1	1:42.645	31.102	41.112	30.431	255.3	47:13.839	5	2	1:42.728	30.456	40.874	31.398	251.2	26:40.814								
20	1	1:41.881	30.329	41.069	30.483	256.5	48:55.720	6	2	1:51.731 B	31.877	42.088	37.766	256.5	28:32.545								
21	1	1:41.268	30.387	40.839	30.042	257.1	50:36.988	7	2	2:04.792	1:53.203	41.358	30.231	147.1	31:37.337								
22	1	1:42.275	30.118	40.618	31.539	256.5	52:19.263	8	2	1:39.083	30.013	39.522	29.548	251.7	33:16.420								
23	1	1:49.368 B	31.226	41.292	36.850	254.7	54:08.631	9	2	1:39.240	29.907	39.625	29.708	252.9	34:55.660								
24	2	4:38.555	3:19.233	47.181	32.141	161.0	58:47.186	10	2	1:48.173 B	30.725	42.015	35.433	255.3	36:43.833								
25	2	1:48.225	33.185	40.958	34.082	250.0	1:00:35.411	11	2	3:42.096	2:21.660	42.533	37.903	177.3	40:25.929								
26	2	1:37.915	29.473	39.497	28.945	256.5	1:02:13.326	12	2	1:41.962	30.006	40.225	31.731	252.3	42:07.891								
27	2	1:37.611	29.472	39.209	28.930	259.0	1:03:50.937	13	2	1:43.180	29.925	41.551	31.704	255.9	43:51.071								
28	2	1:40.338	30.446	40.462	29.430	259.6	1:05:31.275	14	2	1:43.801	29.929	42.338	31.534	254.7	45:34.872								
29	2	1:46.893	29.745	41.557	35.591	257.1	1:07:18.168	15	2	1:44.572	30.950	41.833	31.789	254.7	47:19.444								
30	2	1:37.212	29.298	39.180	28.734	259.6	1:08:55.380	16	2	1:49.237 B	30.466	41.608	37.163	254.7	49:08.681								
31	2	1:55.767 B	29.434	43.831	42.502	259.0	1:10:51.147	17	2	7:29.771	6:17.053	42.318	30.400	110.8	56:38.452								
7 Nielsen Racing 1. Anthony WELLS 2. Josh SKELTON Ligier JS P320 - Nissan LMP3								18	2	1:39.489	29.906	39.980	29.603	251.7	58:17.941								
								19	2	1:39.474	29.686	40.203	29.585	255.9	59:57.415								
								20	2	1:44.947	31.745	40.915	32.287	254.1	1:01:42.362								
								21	2	1:43.802	29.878	40.527	33.397	254.1	1:03:26.164								
								22	2	1:45.768	29.790	41.603	34.375	254.1	1:05:11.932								
								23	2	1:58.701	29.749	39.824	49.128	254.1	1:07:10.633								
								24	2	1:43.834	31.635	41.214	30.985	229.3	1:08:54.467								
								25	2	1:40.346	29.684	40.525	30.137	255.3	1:10:34.813								
								9 Racing Spirit of Le Mans 1. Christian GISY 2. Ralf KELLENNERS Ligier JS P320 - Nissan LMP3								1	2	3:09.348 B	1:41.082	46.170	42.096	139.9	3:09.348
																2	2	17:10.952	...	43.670	31.277	157.2	20:20.300
3	2	1:41.120	30.482	40.699	29.939	252.9	22:01.420																
4	2	1:39.268	29.632	40.214	29.422	255.9	23:40.688																
5	2	1:39.834	29.752	40.356	29.726	256.5	25:20.522																
6	2	1:41.360	30.332	41.357	29.671	257.8	27:01.882																
7	2	1:39.745	29.839	40.236	29.670	258.4	28:41.627																
8	2	1:44.185	29.898	42.633	31.654	261.5	30:25.812																
9	2	1:41.168	29.738	41.004	30.426	257.8	32:06.980																
10	2	1:46.039 B	29.952	40.329	35.758	256.5	33:53.019																
11	1	4:38.289	3:25.500	41.785	31.004	160.0	38:31.308																
12	1	1:44.264	30.651	42.625	30.988	255.9	40:15.572																
13	1	1:45.192	30.662	42.345	32.185	255.9	42:00.764																
14	1	1:46.450	32.535	42.870	31.045	253.5	43:47.214																
15	1	1:45.439	30.867	43.415	31.157	257.1	45:32.653																
16	1	1:45.066	31.622	42.395	31.049	255.3	47:17.719																
17	1	1:44.987	31.068	42.320	31.599	257.8	49:02.706																
18	1	1:50.635 B	31.033	42.636	36.966	255.3	50:53.341																
19	1	6:28.565	5:15.744	41.780	31.041	177.6	57:21.906																
20	1	1:45.484	32.342	42.208	30.934	255.3	59:07.390																
21	1	1:51.154 B	30.938	41.356	38.860	254.1	1:00:58.544																
22	2	3:28.729	2:15.972	40.700	32.057	173.4	1:04:27.273																
23	2	1:42.459	30.138	42.529	29.792	258.4	1:06:09.732																
24	2	1:39.921	29.778	40.485	29.658	259.0	1:07:49.653																
25	2	1:41.978	29.683	40.594	31.701	258.4	1:09:31.631																
8 GRAFF Racing 1. George NAKAS 2. Fraser ROSS Ligier JS P320 - Nissan LMP3								1	2	3:09.348 B	1:41.082	46.170	42.096	139.9	3:09.348								
								2	2	17:10.952	...	43.670	31.277	157.2	20:20.300								
								3	2	1:41.120	30.482	40.699	29.939	252.9	22:01.420								
								4	2	1:39.268	29.632	40.214	29.422	255.9	23:40.688								
								5	2	1:39.834	29.752	40.356	29.726	256.5	25:20.522								
								6	2	1:41.360	30.332	41.357	29.671	257.8	27:01.882								
								7	2	1:39.745	29.839	40.236	29.670	258.4	28:41.627								
								8	2	1:44.185	29.898	42.633	31.654	261.5	30:25.812								
								9	2	1:41.168	29.738	41.004	30.426	257.8	32:06.980								
								10	2	1:46.039 B	29.952	40.329	35.758	256.5	33:53.019								



Michelin Le Mans Cup

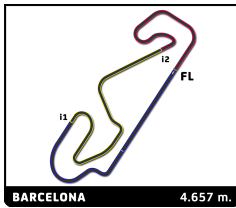
Barcelona Round

Free Practice 2

Sector Analysis

Lap under Red Flag Invalidated Lap Personal Best Session Best Crossing the pit lane

Lap	D	Time	Sector 1	Sector 2	Sector 3	T. Spd	Elapsed	Lap	D	Time	Sector 1	Sector 2	Sector 3	T. Spd	Elapsed
26	2	1:39.780	29.642	40.692	29.446	257.8	1:11:11.411	23	1	1:41.600	30.156	41.373	30.071	257.1	58:32.012
10 Racing Spirit of Leman <small>Aston Martin Vantage GT3</small> 1. Arnold ROBIN <small>GT3</small> 2. Valentin HASSE-CLOT								24	1	1:40.366	29.992	40.348	30.026	257.8	1:00:12.378
1	2	3:20.349	2:02.818	43.978	33.553	167.7	3:20.349	25	1	1:40.599	30.053	40.634	29.912	256.5	1:01:52.977
2	2	2:11.591 B	31.956	43.364	56.271	248.8	5:31.940	26	1	1:40.098	29.691	40.627	29.780	258.4	1:03:33.075
3	2	15:53.736	...	42.663	32.003	163.9	21:25.676	27	1	1:40.710	29.959	40.825	29.926	257.8	1:05:13.785
4	2	1:42.890	31.258	41.304	31.321	253.5	23:09.556	28	1	1:40.837	30.150	40.547	30.140	258.4	1:06:54.622
5	2	1:45.667	31.101	43.530	31.036	254.1	24:55.223	29	1	1:41.073	29.948	40.809	30.316	258.4	1:08:35.695
6	2	1:44.558	31.312	41.734	31.512	254.1	26:39.781	30	1	1:43.548	31.048	41.565	30.935	258.4	1:10:19.243
7	2	1:43.058	31.065	41.221	30.772	252.9	28:22.839	13 Inter Europol Competition <small>Ligier JS P320 - Nissan LMP3</small> 1. Ben STONE 2. Santiago CONCEPCIÓN S							
8	2	1:42.763	30.885	41.310	30.568	255.3	30:05.602	1	2	3:31.185	1:51.916	53.801	45.468	142.3	3:31.185
9	2	1:49.164 B	31.024	41.740	36.400	254.1	31:54.766	2	2	2:55.405 B	42.652	1:14.462	58.291	165.9	6:26.590
10	2	6:20.205	4:58.210	47.739	34.256	161.2	38:14.971	3	2	14:36.802	...	52.223	35.980	148.6	21:03.392
11	2	1:53.328	35.665	44.674	32.989	203.8	40:08.299	4	2	2:07.107	39.853	48.567	38.687	186.9	23:10.499
12	2	1:52.271	34.739	44.901	32.631	220.4	42:00.570	5	2	1:58.117	37.555	45.294	35.268	180.0	25:08.616
13	2	1:47.944	33.591	42.837	31.516	241.1	43:48.514	6	2	2:04.876	39.250	50.382	35.244	166.4	27:13.492
14	2	2:00.379 B	33.118	49.219	38.042	254.7	45:48.893	7	2	2:06.844 B	36.875	47.963	42.006	180.6	29:20.336
15	1	4:34.203	3:19.081	43.167	31.955	168.0	50:23.096	8	2	4:30.218	3:19.018	40.990	30.210	170.9	33:50.554
16	1	1:46.806	32.000	43.157	31.649	251.7	52:09.902	9	2	1:41.258	30.934	40.574	29.750	254.1	35:31.812
17	1	1:45.575	31.852	42.266	31.457	243.2	53:55.477	10	2	1:42.025	30.209	40.279	31.537	255.3	37:13.837
18	1	1:45.832	31.496	42.123	32.213	252.9	55:41.309	11	2	1:40.721	30.053	40.139	30.529	254.7	38:54.558
19	1	1:45.302	31.422	42.456	31.424	254.1	57:26.611	12	2	1:39.712	30.119	39.966	29.627	257.1	40:34.270
20	1	1:45.527	31.430	42.225	31.872	253.5	59:12.138	13	2	1:40.655	29.929	40.194	30.532	257.1	42:14.925
21	1	1:45.158	31.637	42.165	31.356	254.1	1:00:57.296	14	2	1:43.955	30.363	41.898	31.694	254.7	43:58.880
22	1	1:45.422	31.595	42.556	31.271	254.7	1:02:42.718	15	2	1:41.854	30.029	41.293	30.532	256.5	45:40.734
23	1	1:52.950 B	32.304	42.687	37.959	254.1	1:04:35.668	16	2	1:41.205	30.757	40.566	29.882	259.6	47:21.939
24	1	4:59.091 B	3:28.454	48.318	42.319	147.1	1:09:34.759	17	2	1:47.401 B	29.881	40.364	37.156	257.1	49:09.340
11 CD Sport <small>Ligier JS P320 - Nissan LMP3</small> 1. Shahan Haig SARKISSIAN 2. Franck CHAPPARD								18	1	4:25.139	3:12.618	41.762	30.759	105.8	53:34.479
1	2	2:00.419	47.181	42.417	30.821	169.3	2:00.419	19	1	1:41.781	30.460	41.004	30.317	253.5	55:16.260
2	2	1:43.458	30.564	40.935	31.959	252.9	3:43.877	20	1	1:41.846	30.337	41.111	30.398	255.3	56:58.106
3	2	2:40.917 B	32.710	1:11.068	57.139	251.2	6:24.794	21	1	1:43.380	31.606	41.282	30.492	255.3	58:41.486
4	2	14:08.051	...	43.295	31.172	169.8	20:32.845	22	1	1:44.527	30.892	41.614	32.021	256.5	1:00:26.013
5	2	1:42.810	32.246	40.862	29.702	254.7	22:15.655	23	1	1:42.648	30.611	41.388	30.649	254.1	1:02:08.661
6	2	1:39.243	29.691	40.216	29.336	255.9	23:54.898	24	1	1:41.453	30.103	40.995	30.355	255.9	1:03:50.114
7	2	1:38.995	29.623	39.957	29.415	252.9	25:33.893	25	1	1:51.646 B	30.638	43.746	37.262	254.7	1:05:41.760
8	2	1:41.438	30.229	40.736	30.473	256.5	27:15.331	14 Inter Europol Competition <small>Ligier JS P320 - Nissan LMP3</small> 1. Andres LATORRE CANON 2. Daniel ALI							
9	2	1:40.541	30.469	40.541	29.531	255.9	28:55.872	1	2	4:20.128 B	2:42.054	49.062	49.012	125.0	4:20.128
10	2	1:39.296	29.613	39.932	29.751	257.8	30:35.168	2	2	17:06.697	...	46.680	37.628	147.5	21:26.825
11	2	1:39.781	29.796	40.328	29.657	255.3	32:14.949	3	2	1:58.424	36.095	46.963	35.366	180.6	23:25.249
12	2	1:40.581	29.958	40.686	29.937	255.3	33:55.530	4	2	1:51.794	34.468	44.421	32.905	219.5	25:17.043
13	2	1:48.628 B	29.906	40.544	38.178	257.1	35:44.158	5	2	2:00.708	37.842	46.994	35.872	177.9	27:17.751
14	2	4:27.247	3:14.710	41.745	30.792	173.9	40:11.405	6	2	2:12.490 B	35.479	48.648	48.363	188.5	29:30.241
15	2	1:43.311	30.870	42.376	30.065	255.3	41:54.716	7	2	5:49.491	4:33.732	43.576	32.183	159.5	35:19.732
16	2	1:49.137 B	30.272	40.790	38.075	257.8	43:43.853	8	2	1:44.283	31.692	42.112	30.479	251.2	37:04.015
17	1	4:41.605	3:28.847	41.398	31.360	139.9	48:25.458	9	2	1:42.426	30.964	40.957	30.505	251.2	38:46.441
18	1	1:41.736	30.687	40.948	30.101	254.7	50:07.194	10	2	1:41.714	30.539	40.869	30.306	250.6	40:28.155
19	1	1:40.498	29.819	40.590	30.089	254.7	51:47.692	11	2	1:41.445	30.518	40.775	30.152	251.2	42:09.600
20	1	1:41.406	30.516	40.688	30.202	257.1	53:29.098	12	2	1:42.150	30.613	40.854	30.683	252.3	43:51.750
21	1	1:40.552	30.179	40.481	29.892	257.1	55:09.650	13	2	1:44.875	30.733	43.006	31.136	255.9	45:36.625
22	1	1:40.762	30.207	40.543	30.012	257.1	56:50.412	14	2	1:43.822	30.702	42.438	30.682	251.2	47:20.447



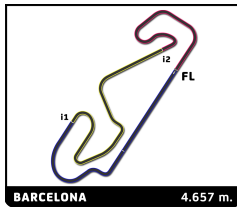
Michelin Le Mans Cup

Barcelona Round

Free Practice 2

Sector Analysis

Lap under Red Flag												Invalidated Lap	Personal Best	Session Best	B Crossing the pit lane
Lap	D	Time	Sector 1	Sector 2	Sector 3	T. Spd	Elapsed	Lap	D	Time	Sector 1	Sector 2	Sector 3	T. Spd	Elapsed
15	2	1:43.701	30.630	40.893	32.178	254.7	49:04.148	7	2	1:40.250	29.827	41.008	29.415	254.1	26:01.612
16	2	1:53.108 B	31.290	41.481	40.337	253.5	50:57.256	8	2	1:38.635	29.631	39.601	29.403	255.3	27:40.247
17	1	4:33.035	3:16.788	43.875	32.372	175.9	55:30.291	9	2	1:38.081	29.449	39.635	28.997	255.3	29:18.328
18	1	1:46.687	31.977	42.747	31.963	249.4	57:16.978	10	2	1:40.830	30.629	40.908	29.293	256.5	30:59.158
19	1	1:46.046	31.868	42.274	31.904	251.2	59:03.024	11	2	1:38.081	29.535	39.496	29.050	255.9	32:37.239
20	1	1:47.458	31.888	43.386	32.184	248.8	1:00:50.482	12	2	1:45.108 B	29.501	40.229	35.378	256.5	34:22.347
21	1	1:46.199	31.618	42.635	31.946	250.6	1:02:36.681	13	1	4:40.749	3:29.166	41.135	30.448	165.6	39:03.096
22	1	1:47.992	32.920	42.641	32.431	252.3	1:04:24.673	14	1	1:45.171	30.344	42.787	32.040	255.3	40:48.267
23	1	1:51.619	31.987	47.254	32.378	252.9	1:06:16.292	15	1	1:42.749	31.003	41.467	30.279	252.9	42:31.016
24	1	1:45.625	31.523	42.562	31.540	252.3	1:08:01.917	16	1	1:41.335	30.447	40.689	30.199	255.3	44:12.351
25	1	1:46.464	31.533	42.545	32.386	256.5	1:09:48.381	17	1	1:44.054	30.155	41.513	32.386	255.9	45:56.405
26	1	1:45.482	31.495	42.582	31.405	252.9	1:11:33.863	18	1	1:42.552	30.520	41.159	30.873	253.5	47:38.957
15 Inter Europol Competition Ligier JS P320 - Nissan															
1. Chris SHORT LMP3															
2. Bryson MORRIS															
1	2	3:44.470	2:25.719	44.539	34.212	161.4	3:44.470	17	2	2:39.165 B	1:15.052	45.966	38.147	155.8	2:39.165
2	2	2:50.833 B	34.502	1:14.849	1:01.482	227.4	6:35.303	2	2	17:41.621	...	42.696	31.545	159.3	20:20.786
3	2	14:04.939	...	42.945	30.725	175.3	20:40.242	3	2	1:41.048	30.501	40.659	29.888	251.7	22:01.834
4	2	1:43.658	31.342	40.733	31.583	237.9	22:23.900	4	2	1:40.415	29.932	40.265	30.218	255.3	23:42.249
5	2	1:39.769	30.351	39.933	29.485	252.3	24:03.669	5	2	1:38.943	29.537	39.927	29.479	255.3	25:21.192
6	2	1:39.851	29.993	40.021	29.837	253.5	25:43.520	6	2	1:39.823	30.133	40.180	29.510	255.3	27:01.015
7	2	1:51.186	30.389	44.623	36.174	254.1	27:34.706	7	2	1:39.852	29.680	40.101	30.071	257.8	28:40.867
8	2	1:39.422	30.015	39.825	29.582	252.3	29:14.128	8	2	1:52.833 B	30.306	42.742	39.785	258.4	30:33.700
9	2	1:38.969	29.767	39.772	29.430	254.7	30:53.097	9	1	5:50.725	4:36.219	42.514	31.992	162.9	36:24.425
10	2	1:39.531	29.725	39.700	30.106	255.3	32:32.628	10	1	1:43.867	31.120	41.886	30.861	251.2	38:08.292
11	2	1:41.695	30.096	40.912	30.687	251.2	34:14.323	11	1	1:42.255	30.343	41.111	30.801	253.5	39:50.547
12	2	1:41.043	29.895	41.326	29.822	254.1	35:55.366	12	1	1:42.326	30.469	41.091	30.766	252.3	41:32.873
13	2	1:41.070	30.114	40.704	30.252	253.5	37:36.436	13	1	1:43.053	30.409	41.366	31.278	253.5	43:15.926
14	2	1:39.601	30.033	39.979	29.589	254.7	39:16.037	14	1	1:51.980	34.082	45.557	32.341	238.9	45:07.906
15	2	1:40.126	29.975	40.182	29.969	255.3	40:56.163	15	1	1:52.413 B	31.854	41.889	38.670	241.1	47:00.319
16	2	1:47.032 B	30.116	40.298	36.618	255.3	42:43.195	16	1	5:12.236	3:56.927	42.032	33.277	129.5	52:12.555
17	1	4:34.051	3:20.592	42.254	31.205	168.2	47:17.246	17	1	1:43.986	30.962	41.991	31.033	254.1	53:56.541
18	1	1:43.341	31.116	41.590	30.635	254.1	49:00.587	18	1	1:43.988	30.849	41.920	31.219	254.1	55:40.529
19	1	1:45.095	30.730	43.244	31.121	252.3	50:45.682	19	1	1:44.933	30.822	42.813	31.298	252.3	57:25.462
20	1	1:43.913	30.858	41.108	31.947	254.1	52:29.595	20	1	1:44.696	30.698	42.373	31.625	252.3	59:10.158
21	1	1:44.398	31.534	42.014	30.850	250.6	54:13.993	21	1	1:43.531	30.972	41.464	31.095	252.9	1:00:53.689
22	1	1:43.591	31.346	41.258	30.987	252.3	55:57.584	22	1	1:43.344	30.610	41.380	31.354	255.9	1:02:37.033
23	1	1:42.862	30.883	41.271	30.708	251.7	57:40.446	23	1	1:46.364	31.103	42.991	32.270	256.5	1:04:23.397
24	1	1:43.295	30.800	41.427	31.068	253.5	59:23.741	24	1	1:44.417	31.808	41.649	30.960	250.0	1:06:07.814
25	1	1:54.386 B	31.248	43.423	39.715	252.3	1:01:18.127	25	1	1:43.516	30.404	41.903	31.209	255.3	1:07:51.330
26	2	4:38.798	3:27.248	40.926	30.624	179.7	1:05:56.925	26	1	1:50.813 B	30.625	42.187	38.001	254.1	1:09:42.143
27	2	1:42.441	31.237	41.019	30.185	253.5	1:07:39.366	18 Team Parker Racing Porsche 911 GT3 R (992)							
28	2	1:40.780	30.318	40.359	30.103	254.7	1:09:20.146	1. Nick JONES GT3							
29	2	1:40.828	30.347	40.411	30.070	254.1	1:11:00.974	2. Scott MALVERN							
16 Team Virage Ligier JS P320 - Nissan															
1. Julien GERBI LMP3															
2. Gillian HENRION															
1	2	2:48.796	1:30.552	44.357	33.887	169.5	2:48.796	1	2	2:35.687	1:14.519	46.654	34.514	160.7	2:35.687
2	2	1:44.845	32.550	41.661	30.634	242.2	4:33.641	2	2	1:52.118	35.061	43.332	33.725	207.7	4:27.805
3	2	3:21.418 B	1:05.646	1:18.971	56.801	79.9	7:55.059	3	2	3:13.465 B	57.751	1:20.709	55.005	161.4	7:41.270
4	2	13:03.002	...	42.973	32.263	174.5	20:58.061	4	2	14:52.243	...	45.008	32.797	135.3	22:33.513
5	2	1:42.538	30.566	40.620	31.352	252.9	22:40.599	5	2	1:54.099	35.638	44.574	33.887	200.7	24:27.612
6	2	1:40.763	30.031	40.450	30.282	255.3	24:21.362	6	2	1:49.013	33.990	42.880	32.143	180.6	26:16.625



Michelin Le Mans Cup

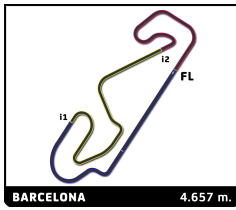
Barcelona Round

Free Practice 2

Sector Analysis

Lap under Red Flag Invalidated Lap Personal Best Session Best B Crossing the pit lane

Lap	D	Time	Sector 1	Sector 2	Sector 3	T. Spd	Elapsed	Lap	D	Time	Sector 1	Sector 2	Sector 3	T. Spd	Elapsed							
7	2	1:46.171	32.520	42.812	30.839	227.8	28:02.796	1	1	2:33.033	B	54.890	48.545	49.598	139.7	2:33.033						
8	2	1:44.069	31.284	41.875	30.910	246.6	29:46.865	2	2	17:50.747	...	42.474	31.621	174.5	20:23.780							
9	2	2:01.808	36.018	49.720	36.070	172.2	31:48.673	3	2	1:41.109	30.158	39.921	31.030	257.8	22:04.889							
10	2	1:53.055	B	32.606	43.701	36.748	236.3	33:41.728	4	2	1:38.012	29.477	39.514	29.021	254.7	23:42.901						
11	1	4:39.285	3:22.248	43.861	33.176	169.5	38:21.013	5	2	1:42.728	29.702	39.946	33.080	255.9	25:25.629							
12	1	1:48.311	32.365	43.846	32.100	243.8	40:09.324	6	2	1:43.554	29.431	41.068	33.055	255.3	27:09.183							
13	1	1:47.972	32.167	43.238	32.567	246.6	41:57.296	7	2	1:37.651	29.387	39.479	28.785	256.5	28:46.834							
14	1	1:47.197	32.030	42.957	32.120	247.1	43:44.403	8	2	1:47.767	29.298	39.704	38.765	257.1	30:34.601							
15	1	1:52.138	33.343	45.513	33.282	246.6	45:36.541	9	2	1:39.476	29.535	39.824	30.117	255.9	32:14.077							
16	1	1:48.131	32.161	43.560	32.410	247.1	47:24.672	10	2	1:40.831	29.586	39.862	31.383	257.1	33:54.908							
17	1	1:56.273	B	32.092	42.929	41.252	248.3	49:20.945	11	2	1:42.624	B	29.617	39.783	33.224	254.7	35:37.532					
18	1	3:31.966	2:04.463	49.441	38.062	159.3	52:52.911	12	2	4:25.927	B	3:12.265	40.336	32.326	178.2	40:03.459						
19	1	1:56.047	34.678	46.117	35.252	240.0	54:48.958	13	1	5:39.653	B	4:05.821	47.053	46.779	155.4	45:43.112						
20	1	1:57.167	34.146	47.524	35.497	243.2	56:46.125	14	2	4:23.951	B	3:10.550	40.245	33.156	177.9	50:07.063						
21	1	1:51.995	32.585	46.631	32.779	244.9	58:38.120	<div style="border: 1px solid black; padding: 5px;"> 23 United Autosports Ligier JS P320 - Nissan 1. John SCHAUERMAN LMP3 2. Wayne BOYD 1 2 1:54.812 42.875 41.959 29.978 173.9 1:54.812 2 2 1:53.223 B 29.987 41.125 42.111 254.7 3:48.035 3 2 16:30.875 ... 41.746 33.401 160.2 20:18.910 4 2 1:39.096 29.722 40.335 29.039 252.9 21:58.006 5 2 1:37.918 29.232 39.541 29.145 256.5 23:35.924 6 2 1:43.716 30.015 43.970 29.731 258.4 25:19.640 7 2 1:40.586 29.536 40.219 30.831 256.5 27:00.226 8 2 1:40.256 29.455 40.783 30.018 257.8 28:40.482 9 2 1:43.991 B 29.455 40.642 33.894 262.1 30:24.473 10 2 4:27.998 3:13.989 44.535 29.474 176.2 34:52.471 11 2 1:41.552 29.440 40.376 31.736 255.3 36:34.023 12 2 1:43.209 B 29.542 39.859 33.808 257.1 38:17.232 13 2 4:25.608 3:10.943 44.040 30.625 177.3 42:42.840 14 2 1:38.383 29.327 39.853 29.203 257.1 44:21.223 15 2 1:43.695 B 29.354 40.120 34.221 258.4 46:04.918 16 1 4:37.586 3:19.838 44.521 33.227 135.0 50:42.504 17 1 1:46.971 31.833 42.760 32.378 252.3 52:29.475 18 1 1:47.077 33.120 42.269 31.688 235.8 54:16.552 19 1 1:44.564 31.305 41.645 31.614 253.5 56:01.116 20 1 1:46.455 31.519 43.106 31.830 255.9 57:47.571 21 1 1:44.747 31.218 41.868 31.661 255.9 59:32.318 22 1 1:47.480 32.899 42.407 32.174 223.1 1:01:19.798 23 1 1:44.660 31.236 41.998 31.426 254.7 1:03:04.458 24 1 1:45.942 31.256 42.934 31.752 253.5 1:04:50.400 25 1 1:47.793 31.136 44.221 32.436 255.3 1:06:38.193 26 1 1:46.312 32.378 42.365 31.569 237.9 1:08:24.505 27 1 1:44.086 31.072 41.744 31.270 255.3 1:10:08.591 </div>														
22	1	1:47.803	32.069	43.408	32.326	246.0	1:00:25.923															
23	1	1:46.863	31.908	43.107	31.848	247.1	1:02:12.786															
24	1	1:45.987	31.934	42.326	31.727	247.1	1:03:58.773															
25	1	1:45.347	31.723	42.135	31.489	246.6	1:05:44.120															
26	1	1:53.793	B	31.608	42.492	39.693	247.7								1:07:37.913							
27	1	4:01.079	2:36.474	49.092	35.513	123.4	1:11:38.992															
<div style="border: 1px solid black; padding: 5px;"> 19 Leipert Motorsport Lamborghini Huracan GT3 EVO2 1. Gabriel RINDONE GT3 2. Patrick KUJALA 1 2 3:33.903 2:11.180 47.988 34.735 147.7 3:33.903 2 2 2:54.879 B 38.407 1:17.971 58.501 176.8 6:28.782 3 2 14:14.084 ... 44.631 32.899 130.3 20:42.866 4 2 1:46.305 32.152 43.307 30.846 243.8 22:29.171 5 2 1:43.868 31.386 41.863 30.619 246.0 24:13.039 6 2 1:43.829 31.426 41.873 30.530 243.8 25:56.868 7 2 1:49.685 B 31.428 42.004 36.253 244.3 27:46.553 8 1 4:46.125 3:29.254 44.393 32.478 162.4 32:32.678 9 1 1:48.637 32.228 44.067 32.342 241.6 34:21.315 10 1 1:47.642 32.413 43.177 32.052 242.2 36:08.957 11 1 1:46.378 32.013 42.600 31.765 242.7 37:55.335 12 1 1:56.356 B 31.994 44.601 39.761 243.2 39:51.691 13 1 4:09.889 2:42.683 49.029 38.177 132.7 44:01.580 14 1 1:57.023 35.215 46.682 35.126 229.3 45:58.603 15 1 1:49.670 32.953 43.575 33.142 242.2 47:48.273 16 1 1:48.043 32.187 43.713 32.143 243.2 49:36.316 17 1 1:45.472 31.954 42.326 31.192 242.2 51:21.788 18 1 1:45.380 31.743 42.442 31.195 242.7 53:07.168 19 1 1:44.794 31.519 42.255 31.020 243.8 54:51.962 20 1 1:48.667 32.008 44.085 32.574 244.3 56:40.629 21 1 1:45.715 31.711 42.608 31.396 242.2 58:26.344 22 1 1:50.387 B 31.920 42.377 36.090 243.2 1:00:16.731 23 2 3:49.707 2:37.302 41.890 30.515 168.5 1:04:06.438 24 2 1:43.525 31.217 41.683 30.625 245.5 1:05:49.963 25 2 1:43.204 31.123 41.720 30.361 246.0 1:07:33.167 26 2 1:47.849 B 31.473 41.960 34.416 247.1 1:09:21.016 </div>																						
<div style="border: 1px solid black; padding: 5px;"> 22 United Autosports Ligier JS P320 - Nissan 1. Gerald KRAUT LMP3 2. Scott ANDREWS </div>																						



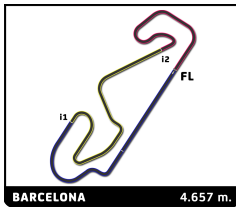
Michelin Le Mans Cup

Barcelona Round

Free Practice 2

Sector Analysis

Lap under Red Flag											Invalidated Lap	Personal Best	Session Best	B Crossing the pit lane								
Lap	D	Time	Sector 1	Sector 2	Sector 3	T. Spd	Elapsed	Lap	D	Time	Sector 1	Sector 2	Sector 3	T. Spd	Elapsed							
7	1	1:41.758	30.438	40.664	30.656	256.5	27:15.179	28	1	1:50.342 B	31.488	41.419	37.435	254.7	1:07:12.736							
8	1	1:42.722	31.381	40.905	30.436	256.5	28:57.901	27 24-7 Motorsport 1. Andrew FERGUSON 2. Louis HAMILTON SMITH Ligier JS P320 - Nissan LMP3							1	2	2:58.346	1:42.910	43.889	31.547	168.2	2:58.346
9	1	1:42.392	30.750	40.959	30.683	257.1	30:40.293								2	2	2:04.435 B	31.380	41.238	51.817	251.7	5:02.781
10	1	1:41.717	30.659	40.742	30.316	253.5	32:22.010	3	2	15:23.888	...	41.963	31.330	156.3	20:26.669							
11	1	1:41.387	30.522	40.627	30.238	255.3	34:03.397	4	2	1:41.089	30.212	40.621	30.256	256.5	22:07.758							
12	1	1:43.319	30.749	41.820	30.750	254.1	35:46.716	5	2	1:40.385	30.349	40.385	29.651	255.9	23:48.143							
13	1	1:41.993	30.638	41.013	30.342	254.1	37:28.709	6	2	1:39.568	29.756	40.379	29.433	256.5	25:27.711							
14	1	1:55.500 B	30.716	41.025	43.759	255.3	39:24.209	7	2	1:42.415	30.506	40.746	31.163	256.5	27:10.126							
15	2	4:20.316	3:08.078	41.371	30.867	132.0	43:44.525	8	2	1:40.077	30.101	40.415	29.561	258.4	28:50.203							
16	2	1:45.939	30.111	42.943	32.885	254.7	45:30.464	9	2	1:40.342	29.934	40.323	30.085	258.4	30:30.545							
17	2	1:39.924	29.857	40.488	29.579	256.5	47:10.388	10	2	1:40.524	30.069	40.438	30.017	259.0	32:11.069							
18	2	1:39.478	29.764	40.226	29.488	258.4	48:49.866	11	2	1:41.883	31.077	40.731	30.075	257.1	33:52.952							
19	2	1:39.005	29.498	40.002	29.505	257.8	50:28.871	12	2	1:49.191 B	30.177	40.472	38.542	256.5	35:42.143							
20	2	1:41.167	29.746	40.603	30.818	257.8	52:10.038	13	1	3:52.789	2:36.901	43.714	32.174	172.8	39:34.932							
21	2	1:40.513	29.990	40.101	30.422	255.3	53:50.551	14	1	1:46.295	31.665	42.626	32.004	252.3	41:21.227							
22	2	1:39.798	29.790	40.145	29.863	255.9	55:30.349	15	1	1:47.863	31.516	42.828	33.519	254.7	43:09.090							
23	2	1:46.104 B	30.150	40.276	35.678	257.8	57:16.453	16	1	1:47.366	32.050	42.942	32.374	252.3	44:56.456							
24	1	4:30.877	3:14.160	43.170	33.547	170.9	1:01:47.330	17	1	1:47.035	31.635	42.752	32.648	251.2	46:43.491							
25	1	1:52.761	39.716	42.072	30.973	245.5	1:03:40.091	18	1	1:47.419	31.614	43.277	32.528	254.1	48:30.910							
26	1	1:40.933	30.565	40.353	30.015	255.3	1:05:21.024	19	1	1:48.354	31.686	43.118	33.550	252.9	50:19.264							
27	1	1:44.075	30.227	40.926	32.922	256.5	1:07:05.099	20	1	1:59.587 B	33.039	45.243	41.305	251.7	52:18.851							
28	1	1:40.969	30.651	40.298	30.020	257.8	1:08:46.068	21	2	3:35.255	2:22.892	41.052	31.311	173.6	55:54.106							
29	1	1:41.649	30.110	40.742	30.797	257.1	1:10:27.717	22	2	1:41.774	30.567	41.031	30.176	254.7	57:35.880							
26 360 Racing 1. Terrence WOODWARD 2. Tommy FOSTER Ligier JS P320 - Nissan LMP3								23								2	1:41.698	30.677	40.805	30.216	257.8	59:17.578
1	1	3:23.221 B	1:49.219	47.501	46.501	154.9	3:23.221	24								2	1:40.379	30.082	40.439	29.858	257.8	1:00:57.957
2	1	3:07.043 B	51.784	1:16.115	59.144	175.9	6:30.264	25								2	1:41.912	30.891	40.981	30.040	261.5	1:02:39.869
3	1	14:05.797	...	43.616	32.917	155.4	20:36.061	26								2	1:43.629	31.025	41.403	31.201	257.8	1:04:23.498
4	1	1:44.348	31.371	42.339	30.638	250.0	22:20.409	27								2	1:41.986	31.422	40.601	29.963	255.9	1:06:05.484
5	1	1:41.629	30.877	40.793	29.959	250.6	24:02.038	28								2	1:40.629	30.076	40.651	29.902	258.4	1:07:46.113
6	1	1:41.021	30.367	40.617	30.037	252.9	25:43.059	29								2	1:41.865	29.923	40.994	30.948	258.4	1:09:27.978
7	1	1:40.695	30.166	40.621	29.908	254.7	27:23.754	30								2	1:41.172	30.692	40.723	29.757	255.9	1:11:09.150
8	1	1:42.720	30.357	41.487	30.876	256.5	29:06.474	28 MV2S Racing 1. Christophe CRESP 2. Jérôme DE SADELEER Ligier JS P320 - Nissan LMP3							1	1	1:56.364	41.450	43.449	31.465	151.7	1:56.364
9	1	1:40.948	30.164	40.674	30.110	255.3	30:47.422								2	1	1:46.858	30.886	42.043	33.929	247.7	3:43.222
10	1	1:41.475	30.184	41.141	30.150	257.1	32:28.897	3	1	2:50.686 B	33.364	1:16.494	1:00.828	243.8	6:33.908							
11	1	1:40.663	30.091	40.390	30.182	255.3	34:09.560	4	2	14:56.030	...	42.907	31.087	170.9	21:29.938							
12	1	1:41.140	30.296	40.704	30.140	255.3	35:50.700	5	2	1:41.567	30.610	40.538	30.419	254.1	23:11.505							
13	1	1:50.308 B	30.569	43.413	36.326	255.9	37:41.008	6	2	1:41.486	30.373	40.746	30.367	249.4	24:52.991							
14	2	3:13.133	2:00.805	41.539	30.789	177.0	40:54.141	7	2	1:41.928	30.300	41.542	30.086	254.1	26:34.919							
15	2	1:40.164	30.013	40.459	29.692	256.5	42:34.305	8	2	1:40.730	29.899	40.166	30.665	256.5	28:15.649							
16	2	1:39.650	29.766	40.346	29.538	257.1	44:13.955	9	2	1:41.699	30.092	40.907	30.700	254.1	29:57.348							
17	2	1:43.086	29.752	42.175	31.159	257.8	45:57.041	10	2	1:47.402 B	29.940	41.461	36.001	254.1	31:44.750							
18	2	1:40.838	30.263	40.988	29.587	254.1	47:37.879	11	2	3:16.911	2:02.368	44.650	29.893	177.3	35:01.661							
19	2	1:39.786	29.975	40.488	29.323	257.8	49:17.665	12	2	1:40.886	30.050	40.706	30.130	254.7	36:42.547							
20	2	1:41.907	29.786	41.253	30.868	259.0	50:59.572	13	2	1:41.633	29.716	40.254	31.663	254.7	38:24.180							
21	2	1:46.410 B	30.358	40.556	35.496	254.1	52:45.982	14	2	1:42.103	30.545	41.435	30.123	247.1	40:06.283							
22	1	4:10.826	2:55.707	43.905	31.214	138.3	56:56.808	15	2	1:42.362	29.646	42.518	30.198	255.9	41:48.645							
23	1	1:44.195	30.917	42.081	31.197	252.3	58:41.003	16	2	1:39.535	29.792	39.910	29.833	253.5	43:28.180							
24	1	1:42.780	30.575	42.025	30.180	254.7	1:00:23.783															
25	1	1:39.638	30.040	40.033	29.565	254.7	1:02:03.421															
26	1	1:39.649	29.760	40.134	29.755	255.9	1:03:43.070															
27	1	1:39.324	29.874	40.034	29.416	255.3	1:05:22.394															



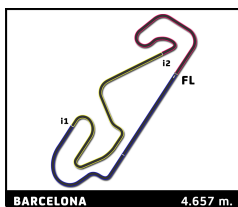
Michelin Le Mans Cup

Barcelona Round

Free Practice 2

Sector Analysis

Lap under Red Flag													Invalidated Lap	Personal Best	Session Best	B Crossing the pit lane
Lap	D	Time	Sector 1	Sector 2	Sector 3	T. Spd	Elapsed	Lap	D	Time	Sector 1	Sector 2	Sector 3	T. Spd	Elapsed	
17	2	1:44.972	31.151	43.306	30.515	254.7	45:13.152	8	1	1:43.295	30.585	41.570	31.140	252.3	27:55.054	
18	2	1:42.203	29.801	40.202	32.200	255.3	46:55.355	9	1	1:42.541	30.592	41.273	30.676	254.1	29:37.595	
19	2	1:39.457	29.631	39.968	29.858	254.1	48:34.812	10	1	1:59.444	B	34.766	44.132	40.546	241.1	31:37.039
20	2	1:43.286	30.005	42.001	31.280	255.9	50:18.098	11	2	1:40.499	3:11.825	40.345	29.446	173.9	35:58.655	
21	2	1:40.924	30.148	40.655	30.121	253.5	51:59.022	12	2	1:40.489	30.456	40.364	29.669	256.5	37:39.144	
22	2	1:45.868	B	29.876	40.830	35.162	255.9	53:44.890	13	2	1:39.266	29.806	40.149	29.311	255.3	39:18.410
23	1	4:27.843	3:15.279	41.820	30.744	165.1	58:12.733	14	2	1:39.256	29.682	40.179	29.395	257.8	40:57.666	
24	1	1:42.656	30.528	40.980	31.148	252.9	59:55.389	15	2	1:39.696	29.774	40.337	29.585	256.5	42:37.362	
25	1	1:45.303	31.114	42.397	31.792	252.9	1:01:40.692	16	2	1:39.425	29.717	40.324	29.384	255.9	44:16.787	
26	1	1:42.722	30.591	41.203	30.928	254.7	1:03:23.414	17	2	1:46.787	B	29.627	40.405	36.755	257.8	46:03.574
27	1	1:44.467	30.812	42.130	31.525	253.5	1:05:07.881	18	2	4:20.560	3:11.044	40.234	29.282	175.6	50:24.134	
28	1	1:43.949	31.030	41.707	31.212	251.7	1:06:51.830	19	2	1:40.499	30.465	40.717	29.317	254.7	52:04.633	
29	1	1:43.312	30.747	41.492	31.073	254.7	1:08:35.142	20	2	1:39.508	30.392	39.940	29.176	254.1	53:44.141	
30	1	1:43.807	31.194	41.618	30.995	252.9	1:10:18.949	21	2	1:39.514	29.835	40.060	29.619	251.7	55:23.655	
29 MV2S Racing 1. Matthias LUETHEN 2. Emilien CARDE Ligier JS P320 - Nissan LMP3								22	2	1:38.940	29.573	40.075	29.292	252.9	57:02.595	
1	1	1:57.315	42.542	43.537	31.236	167.4	1:57.315	23	2	1:40.375	29.902	40.817	29.656	254.1	58:42.970	
2	1	1:45.668	30.631	42.431	32.606	251.7	3:42.983	24	2	1:45.160	30.128	41.290	33.742	253.5	1:00:28.130	
3	1	2:39.219	B	32.200	1:08.672	58.347	249.4	6:22.202	25	2	1:42.404	30.020	40.852	31.532	252.9	1:02:10.534
4	2	15:07.218	...	42.667	31.208	154.9	21:29.420	26	2	1:39.992	29.728	40.424	29.840	255.3	1:03:50.526	
5	2	1:41.918	30.599	40.705	30.614	254.1	23:11.338	27	2	1:40.350	30.505	40.298	29.547	252.9	1:05:30.876	
6	2	1:40.444	30.013	40.615	29.816	255.3	24:51.782	28	2	1:40.017	29.838	40.400	29.779	254.7	1:07:10.893	
7	2	1:42.703	31.304	41.287	30.112	254.7	26:34.485	29	2	1:40.273	29.912	40.689	29.672	257.8	1:08:51.166	
8	2	1:39.466	29.744	40.166	29.556	255.9	28:13.951	30	2	1:42.929	31.276	40.691	30.962	253.5	1:10:34.095	
9	2	1:45.148	B	29.828	40.536	34.784	257.8	29:59.099	39 GRAFF Racing 1. James SWEETNAM 2. Lucca ALLEN Ligier JS P320 - Nissan LMP3							
10	2	5:06.388	3:52.738	40.942	32.708	177.3	35:05.487	1	1	2:55.075	1:36.855	44.349	33.871	154.1	2:55.075	
11	2	1:40.341	29.946	40.166	30.229	254.7	36:45.828	2	1	2:03.660	B	32.881	41.385	49.394	244.9	4:58.735
12	2	1:39.715	29.837	40.181	29.697	255.9	38:25.543	3	1	15:40.490	B	...	43.897	38.784	139.4	20:39.225
13	2	1:49.100	31.180	43.440	34.480	259.0	40:14.643	4	1	2:52.258	1:37.810	43.578	30.870	162.9	23:31.483	
14	2	1:47.101	B	29.868	40.917	36.316	255.3	42:01.744	5	1	1:42.686	30.719	41.752	30.215	251.7	25:14.169
15	2	5:48.507	4:36.692	40.977	30.838	179.4	47:50.251	6	1	1:42.832	31.431	41.100	30.301	254.1	26:57.001	
16	2	1:41.607	30.394	41.306	29.907	257.8	49:31.858	7	1	1:42.094	30.316	41.676	30.102	255.3	28:39.095	
17	2	1:38.834	29.566	39.941	29.327	257.1	51:10.692	8	1	1:42.302	30.224	41.662	30.416	257.1	30:21.397	
18	2	1:45.365	29.627	39.993	35.745	257.1	52:56.057	9	1	1:42.325	30.965	40.871	30.489	257.8	32:03.722	
19	2	1:43.036	31.849	41.169	30.018	256.5	54:39.093	10	1	1:41.832	30.530	41.010	30.292	254.1	33:45.554	
20	2	1:43.624	B	29.748	40.084	33.792	255.9	56:22.717	11	1	1:41.462	30.259	41.072	30.131	255.9	35:27.016
21	2	5:28.055	4:17.380	40.817	29.858	179.4	1:01:50.772	12	1	1:55.734	B	30.572	43.587	41.575	258.4	37:22.750
22	2	1:47.967	30.636	46.877	30.454	258.4	1:03:38.739	13	1	5:06.281	3:53.419	42.079	30.783	171.7	42:29.031	
23	2	1:39.964	29.902	40.335	29.727	257.1	1:05:18.703	14	1	1:41.051	30.333	40.552	30.166	254.7	44:10.082	
24	2	1:42.820	30.112	41.167	31.541	259.0	1:07:01.523	15	1	1:44.225	30.269	42.988	30.968	257.8	45:54.307	
25	2	1:39.452	29.716	40.155	29.581	259.6	1:08:40.975	16	1	1:41.175	30.494	40.941	29.740	255.9	47:35.482	
26	2	1:41.165	29.717	41.504	29.944	258.4	1:10:22.140	17	1	1:40.648	30.033	40.568	30.047	259.0	49:16.130	
30 Frikadelli Racing Team 1. Klaus ABBELEN 2. Felipe FERNANDEZ-LASER Ligier JS P320 - Nissan LMP3								18	1	1:47.469	30.414	41.848	35.207	258.4	51:03.599	
1	1	2:33.015	1:13.323	45.507	34.185	157.4	2:33.015	19	1	1:43.866	30.747	40.808	32.311	255.3	52:47.465	
2	1	1:46.582	31.648	42.055	32.879	249.4	4:19.597	20	1	1:51.577	31.237	42.184	38.156	255.9	54:39.042	
3	1	3:07.866	B	48.213	1:20.605	59.048	250.0	7:27.463	21	1	1:45.837	33.396	41.952	30.489	243.8	56:24.879
4	1	13:31.839	...	44.958	33.558	166.2	20:59.302	22	1	1:48.604	B	30.376	41.258	36.970	256.5	58:13.483
5	1	1:43.724	31.158	41.604	30.972	253.5	22:43.036	23	2	3:19.599	2:08.345	41.082	30.172	175.6	1:01:33.082	
6	1	1:44.604	30.676	41.378	32.550	253.5	24:27.640	24	2	1:40.182	30.011	40.314	29.857	257.8	1:03:13.264	
7	1	1:44.119	31.337	42.063	30.719	251.2	26:11.759	25	2	1:40.491	30.084	40.643	29.764	257.1	1:04:53.755	
								26	2	1:44.852	29.835	42.596	32.421	259.0	1:06:38.607	
								27	2	1:41.714	30.449	40.924	30.341	260.2	1:08:20.321	



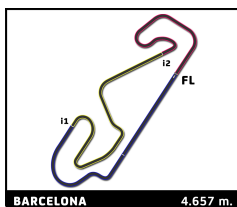
Michelin Le Mans Cup

Barcelona Round

Free Practice 2

Sector Analysis

Lap under Red Flag								Invalidated Lap		Personal Best		Session Best		B Crossing the pit lane	
Lap	D	Time	Sector 1	Sector 2	Sector 3	T. Spd	Elapsed	Lap	D	Time	Sector 1	Sector 2	Sector 3	T. Spd	Elapsed
42 Steller Motorsport 1. James WOOD 2. Sennan FIELDING								Audi R8 LMS GT3							
28	2	1:50.943 B	30.110	41.955	38.878	258.4	1:10:11.264								
1	2	3:19.851	1:55.674	48.322	35.855	140.4	3:19.851								
2	2	2:34.310 B	35.536	53.365	1:05.409	216.0	5:54.161								
3	2	15:16.455	...	46.329	33.603	167.2	21:10.616								
4	2	1:50.276	34.138	44.344	31.794	232.3	23:00.892								
5	2	1:47.379	33.424	42.897	31.058	230.8	24:48.271								
6	2	1:43.651	31.139	41.657	30.855	248.8	26:31.922								
7	2	1:43.589	30.976	41.491	31.122	250.6	28:15.511								
8	2	1:52.274 B	31.965	42.548	37.761	250.6	30:07.785								
9	1	4:44.710	3:21.859	47.274	35.577	169.3	34:52.495								
10	1	2:05.891 B	33.927	48.962	43.002	246.0	36:58.386								
11	1	4:13.837	2:54.240	45.577	34.020	168.2	41:12.223								
12	1	1:56.387	35.819	46.470	34.098	245.5	43:08.610								
13	1	2:48.470	33.780	1:39.165	35.525	245.5	45:57.080								
14	1	1:54.903	34.619	45.627	34.657	248.3	47:51.983								
15	1	1:52.698	33.788	45.160	33.750	247.7	49:44.681								
16	1	1:52.934	33.371	44.939	34.624	245.5	51:37.615								
17	1	1:56.863	33.654	47.651	35.558	246.6	53:34.478								
18	1	1:52.911	33.814	44.778	34.319	246.6	55:27.389								
19	1	1:53.143	33.865	45.616	33.662	245.5	57:20.532								
20	1	2:01.763 B	34.187	46.099	41.477	246.6	59:22.295								
21	1	5:19.835	3:53.748	49.077	37.010	155.6	1:04:42.130								
22	1	1:59.748	35.634	49.087	35.027	240.0	1:06:41.878								
23	1	1:52.811	33.774	45.223	33.814	246.0	1:08:34.689								
24	1	1:55.980	34.477	46.781	34.722	244.3	1:10:30.669								
48 Murphy Prototypes 1. Adrian WATT 2. Dan SKOCDOPOLE								Duqueine M30 - D08 - Nissan LMP3							
1	2	3:17.103	1:58.689	45.111	33.303	172.8	3:17.103								
2	2	2:01.617 B	31.062	41.194	49.361	247.1	5:18.720								
3	2	16:05.182	...	42.443	33.366	154.3	21:23.902								
4	2	1:49.830	37.764	41.662	30.404	253.5	23:13.732								
5	2	1:43.136	31.472	41.221	30.443	258.4	24:56.868								
6	2	1:47.597	30.435	46.048	31.114	257.1	26:44.465								
7	2	1:43.873	31.179	41.392	31.302	257.1	28:28.338								
8	2	1:42.666	31.138	40.974	30.554	257.8	30:11.004								
9	2	1:43.102	31.156	41.390	30.556	257.8	31:54.106								
10	2	1:44.450	30.553	43.122	30.775	256.5	33:38.556								
11	2	1:46.433	31.506	42.873	32.054	256.5	35:24.989								
12	2	1:42.773	30.749	41.177	30.847	254.7	37:07.762								
13	2	1:42.259	30.710	41.089	30.460	255.3	38:50.021								
14	2	1:42.124	30.693	41.032	30.399	257.1	40:32.145								
15	2	1:42.203	30.782	40.934	30.487	257.8	42:14.348								
16	2	1:57.921 B	33.028	42.072	42.821	216.0	44:12.269								
17	2	4:51.437 B	3:25.425	41.544	44.468	162.2	49:03.706								
18	2	7:25.860	6:12.535	41.583	31.742	164.4	56:29.566								
19	2	1:45.428	32.156	41.721	31.551	248.3	58:14.994								
20	2	1:45.445	31.239	41.675	32.531	253.5	1:00:00.439								
21	2	1:57.216 B	31.218	43.669	42.329	254.7	1:01:57.655								
55 GMB Motorsport 1. Thomas ANDERSEN 2. Simon BIRCH								Honda NSX GT3 GT3							
1	1	2:23.350	1:00.319	48.384	34.647	147.5	2:23.350								
2	1	1:52.183	33.597	44.598	33.988	243.2	4:15.533								
3	1	3:06.391 B	46.958	1:19.850	59.583	245.5	7:21.924								
4	1	13:37.002	...	46.411	34.428	158.1	20:58.926								
5	1	1:51.244	33.194	45.424	32.626	246.0	22:50.170								
6	1	1:47.595	32.473	42.889	32.233	245.5	24:37.765								
7	1	1:46.671	32.064	42.706	31.901	246.6	26:24.436								
8	1	1:46.895	31.769	42.892	32.234	247.1	28:11.331								
9	1	1:48.000	32.142	43.030	32.828	247.7	29:59.331								
10	1	1:49.083	32.123	43.667	33.293	247.7	31:48.414								
11	1	1:48.263	32.414	43.491	32.358	244.3	33:36.677								
12	1	1:48.158	32.641	43.143	32.374	246.0	35:24.835								
13	1	1:48.936	32.528	43.536	32.872	247.1	37:13.771								
14	1	1:47.612	32.365	43.097	32.150	245.5	39:01.383								
15	1	1:48.051	31.844	43.111	33.096	247.7	40:49.434								
16	1	1:52.623 B	32.072	43.010	37.541	247.1	42:42.057								
17	2	4:39.785	3:24.375	43.269	32.141	175.0	47:21.842								
18	2	1:45.389	31.920	42.328	31.141	248.3	49:07.231								
19	2	1:45.398	31.657	42.579	31.162	247.7	50:52.629								
20	2	1:46.246	31.757	42.702	31.787	247.7	52:38.875								
21	2	1:45.117	31.750	42.049	31.318	248.8	54:23.992								
22	2	1:44.261	31.370	41.841	31.050	248.3	56:08.253								
23	2	1:46.416	31.994	43.092	31.330	248.3	57:54.669								
24	2	1:51.289 B	31.422	41.851	38.016	248.8	59:45.958								
25	2	3:13.267	1:58.446	42.352	32.469	174.8	1:02:59.225								
26	2	1:45.633	31.692	42.438	31.503	247.7	1:04:44.858								
27	2	1:48.147	32.729	43.603	31.815	250.0	1:06:33.005								
28	2	1:44.960	31.455	42.293	31.212	249.4	1:08:17.965								
29	2	1:45.245	31.627	42.163	31.455	249.4	1:10:03.210								
59 Team Virage 1. Oscar BITTAR 2. Alessandro BRACALENTE								Ligier JS P320 - Nissan LMP3							
1	2	2:42.402	1:25.934	44.364	32.104	162.9	2:42.402								
2	2	1:45.595	32.159	41.250	32.186	252.3	4:27.997								
3	2	3:10.698 B	55.924	1:19.185	55.589	168.7	7:38.695								
4	2	1:40.143	...	43.700	31.965	168.0	21:38.838								
5	2	1:43.463	30.527	40.566	32.370	255.3	23:22.301								
6	2	1:40.485	30.426	40.436	29.623	255.3	25:02.786								
7	2	1:40.319	29.892	40.457	29.970	255.9	26:43.105								
8	2	1:47.779	31.464	41.854	34.461	258.4	28:30.884								
9	2	1:41.220	30.745	40.651	29.824	257.8	30:12.104								
10	2	1:39.957	29.908	40.128	29.921	258.4	31:52.061								
11	2	1:42.176	30.223	42.158	29.795	259.0	33:34.237								
12	2	1:47.306 B	30.182	41.052	36.072	257.8	35:21.543								
13	1	5:09.768	3:57.869	41.544	30.355	178.5	40:31.311								
14	1	1:41.884	30.505	40.895	30.484	257.1	42:13.195								
15	1	1:42.274	31.063	40.828	30.383	259.0	43:55.469								
16	1	1:45.147	30.379	43.955	30.813	259.6	45:40.616								
17	1	1:48.076	31.264	43.361	33.451	256.5	47:28.692								
18	1	1:46.546	34.227	41.513	30.806	223.6	49:15.238								



Michelin Le Mans Cup

Barcelona Round

Free Practice 2

Sector Analysis

Lap under Red Flag Invalidated Lap Personal Best Session Best B Crossing the pit lane

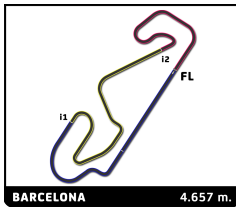
Lap	D	Time	Sector 1	Sector 2	Sector 3	T. Spd	Elapsed	Lap	D	Time	Sector 1	Sector 2	Sector 3	T. Spd	Elapsed
19	1	1:44.266	30.899	41.930	31.437	257.1	50:59.504	20	2	5:35.396	4:20.796	42.887	31.713	144.8	1:03:30.747
20	1	1:53.620 B	31.288	43.971	38.361	251.7	52:53.124	21	2	1:45.892	31.877	42.700	31.315	250.0	1:05:16.639
21	2	8:28.573	7:07.907	45.258	35.408	161.2	1:01:21.697	22	2	1:48.332	32.177	43.008	33.147	251.2	1:07:04.971
22	2	1:50.550	31.626	44.089	34.835	252.9	1:03:12.247	23	2	1:45.780	32.111	42.334	31.335	250.6	1:08:50.751
23	2	1:39.172	29.846	40.135	29.191	254.7	1:04:51.419	24	2	1:45.882	31.620	42.297	31.965	251.2	1:10:36.633
24	2	1:55.165	30.460	49.679	35.026	259.6	1:06:46.584								
25	2	1:44.138	29.766	44.102	30.270	257.8	1:08:30.722								
26	2	2:09.700 B	29.384	1:02.173	38.143	257.1	1:10:40.422								

63		Iron Lynx		Lamborghini Huracan GT3 EVO2		GT3	
		1.Hiroshi HAMAGUCHI					
		2.Vincent ABRIL					
1	1	2:44.260	1:24.214	46.448	33.598	161.0	2:44.260
2	1	1:48.686	32.845	43.511	32.330	238.9	4:32.946
3	1	3:18.255 B	1:03.871	1:18.470	55.914	80.4	7:51.201
4	1	13:09.007	...	44.180	33.032	164.6	21:00.208
5	1	1:48.259	32.407	44.284	31.568	241.1	22:48.467
6	1	1:45.550	31.823	42.424	31.300	243.2	24:34.017
7	1	1:45.335	31.757	42.354	31.224	243.2	26:19.352
8	1	1:51.906 B	31.719	42.913	37.274	244.3	28:11.258
9	1	3:05.055 B	1:41.545	45.767	37.743	158.4	31:16.313
10	1	7:52.872	6:37.359	43.536	31.977	164.9	39:09.185
11	1	1:52.099	32.133	44.301	35.665	242.7	41:01.284
12	1	1:47.544	31.762	42.577	33.205	241.6	42:48.828
13	1	1:44.763	31.607	42.193	30.963	243.2	44:33.591
14	1	1:44.291	31.495	41.788	31.008	243.8	46:17.882
15	1	1:52.024 B	31.490	42.336	38.198	244.3	48:09.906
16	1	13:31.339 B	...	42.810	38.158	163.9	1:01:41.245
17	2	3:32.028	2:11.573	45.495	34.960	141.7	1:05:13.273
18	2	1:55.763	31.997	43.947	39.819	243.2	1:07:09.036
19	2	1:53.053	31.564	49.626	31.863	243.2	1:09:02.089
20	2	1:43.535	31.424	41.665	30.446	243.2	1:10:45.624

64		Team Parker Racing		Porsche 911 GT3 R		GT3	
		1.Alex MARTIN					
		2.Charles BATEMAN					
1	1	2:53.591	1:29.995	47.410	36.186	169.0	2:53.591
2	1	2:17.524 B	36.476	45.990	55.058	222.7	5:11.115
3	1	16:05.508	...	46.130	33.131	173.4	21:16.623
4	1	1:49.386	32.677	44.325	32.384	247.7	23:06.009
5	1	1:48.488	32.223	43.613	32.652	249.4	24:54.497
6	1	1:46.169	31.809	42.895	31.465	250.0	26:40.666
7	1	1:46.839	31.825	42.227	32.787	254.7	28:27.505
8	1	2:05.065 B	34.692	49.690	40.683	241.1	30:32.570
9	2	4:46.079	3:27.662	45.071	33.346	175.0	35:18.649
10	2	1:48.987	32.372	43.952	32.663	247.1	37:07.636
11	2	1:46.682	32.034	42.633	32.015	248.8	38:54.318
12	2	2:11.936 B	34.482	52.635	44.819	251.2	41:06.254
13	2	2:58.988	1:42.999	43.644	32.348	160.2	44:05.242
14	2	1:47.729	31.827	43.877	32.025	251.2	45:52.971
15	2	1:54.900 B	31.630	43.564	39.709	251.2	47:47.871
16	2	4:31.209	3:16.241	43.051	31.917	172.2	52:19.080
17	2	1:47.404	32.473	42.709	32.222	250.0	54:06.484
18	2	1:50.333	31.765	43.805	34.763	248.8	55:56.817
19	2	1:58.534 B	36.372	44.586	37.576	222.2	57:55.351

66		Rinaldi Racing		Ligier JS P320 - Nissan		LMP3	
		1.Steve PARROW					
		2.Daniel KEILWITZ					
1	1	3:43.067	2:21.338	46.351	35.378	153.4	3:43.067
2	1	2:56.502 B	36.600	1:16.720	1:03.182	221.3	6:39.569
3	1	14:08.200	...	44.112	32.297	153.0	20:47.769
4	1	1:47.909	33.372	43.073	31.464	251.2	22:35.678
5	1	1:47.512	32.207	43.463	31.842	254.1	24:23.190
6	1	1:43.487	30.782	41.761	30.944	254.1	26:06.677
7	1	1:42.890	30.573	41.654	30.663	255.9	27:49.567
8	1	1:46.674	30.613	42.375	33.686	255.9	29:36.241
9	1	1:43.730	30.646	42.276	30.808	255.9	31:19.971
10	1	1:41.899	30.452	41.098	30.349	254.7	33:01.870
11	1	1:43.766	30.480	42.458	30.828	255.3	34:45.636
12	1	1:41.924	30.473	41.183	30.268	255.3	36:27.560
13	1	1:41.899	30.231	41.318	30.350	256.5	38:09.459
14	1	1:41.722	30.294	41.102	30.326	258.4	39:51.181
15	1	1:42.382	30.440	41.330	30.612	256.5	41:33.563
16	1	1:43.018	30.514	41.334	31.170	257.1	43:16.581
17	1	1:46.663	31.013	44.877	30.773	257.1	45:03.244
18	1	1:41.886	30.244	41.151	30.494	257.8	46:45.130
19	1	1:48.839	30.556	43.146	35.137	255.9	48:33.969
20	1	1:52.139 B	30.544	42.142	39.453	257.1	50:26.108
21	2	4:29.024	3:19.203	39.993	29.828	178.8	54:55.132
22	2	1:39.640	29.616	40.653	29.371	259.6	56:34.772
23	2	1:40.175	29.605	40.393	30.177	258.4	58:14.947
24	2	1:40.627	29.694	40.137	30.796	257.1	59:55.574
25	2	1:39.037	29.592	39.854	29.591	260.2	1:01:34.611
26	2	1:42.433	29.795	39.749	32.889	259.6	1:03:17.044
27	2	1:38.626	29.566	39.763	29.297	259.0	1:04:55.670
28	2	1:42.577	29.624	40.922	32.031	260.9	1:06:38.247
29	2	1:39.738	30.018	39.943	29.777	258.4	1:08:17.985
30	2	1:38.458	29.505	39.700	29.253	257.8	1:09:56.443
31	2	1:54.356 B	29.390	40.148	44.818	260.2	1:11:50.799

67		Haegeli by T2 Racing		Duqueine M30 - D08 - Nissan		LMP3	
		1.Pieder DECURTINS					
		2.Brent VERHEYEN					
1	1	2:47.294	1:23.155	47.593	36.546	151.0	2:47.294
2	1	1:50.679	33.678	43.993	33.008	227.4	4:37.973
3	1	3:18.893 B	1:02.622	1:18.764	57.507	115.6	7:56.866
4	1	13:11.132	...	44.742	31.748	164.9	21:07.998
5	1	1:47.391	32.377	42.415	32.599	254.1	22:55.389
6	1	1:50.523	36.788	42.899	30.836	206.5	24:45.912
7	1	1:41.944	30.487	41.037	30.420	255.3	26:27.856
8	1	1:41.783	30.363	40.924	30.496	257.1	28:09.639
9	1	1:42.873	30.342	40.647	31.884	258.4	29:52.512
10	1	1:41.753	30.655	40.765	30.333	257.1	31:34.265
11	1	1:40.260	29.967	40.169	30.124	257.8	33:14.525



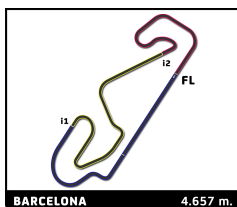
Michelin Le Mans Cup

Barcelona Round

Free Practice 2

Sector Analysis

Lap under Red Flag											Invalidated Lap		Personal Best		Session Best		B Crossing the pit lane		
Lap	D	Time	Sector 1	Sector 2	Sector 3	T. Spd	Elapsed	Lap	D	Time	Sector 1	Sector 2	Sector 3	T. Spd	Elapsed				
12	1	1:40.428	29.927	40.345	30.156	257.8	34:54.953	30	1	1:41.268	30.019	41.247	30.002	258.4	1:10:20.603				
13	1	1:42.005	31.044	40.555	30.406	259.6	36:36.958	<div style="border: 1px solid black; padding: 5px;"> 70 Leipert Motorsport Lamborghini Huracan GT3 EVO2 1. Gerhard WATZINGER GT3 2. Brendon LEITCH <hr/> 1 1 3:37.466 2:14.923 46.474 36.069 150.2 3:37.466 2 1 2:42.324 B 35.858 1:09.351 57.115 205.3 6:19.790 3 1 14:52.301 ... 45.620 32.920 157.9 21:12.091 4 1 1:50.654 33.428 44.443 32.783 239.5 23:02.745 5 1 1:47.381 32.408 43.365 31.608 240.0 24:50.126 6 1 1:49.865 32.743 44.542 32.580 238.9 26:39.991 7 1 1:52.454 34.448 45.475 32.531 237.9 28:32.445 8 1 1:47.463 32.271 43.171 32.021 243.2 30:19.908 9 1 1:50.117 32.494 45.149 32.474 240.0 32:10.025 10 1 1:50.289 33.163 44.270 32.856 240.5 34:00.314 11 1 1:48.317 32.453 43.246 32.618 240.0 35:48.631 12 1 1:47.785 32.207 43.064 32.514 242.7 37:36.416 13 1 1:48.019 32.617 43.369 32.033 243.2 39:24.435 14 1 1:48.582 32.460 43.884 32.238 242.2 41:13.017 15 1 1:48.208 32.895 43.403 31.910 242.2 43:01.225 16 1 1:47.273 32.406 43.102 31.765 241.1 44:48.498 17 1 1:47.050 32.074 43.039 31.937 240.0 46:35.548 18 1 1:50.719 32.659 44.692 33.368 241.6 48:26.267 19 1 1:48.567 32.892 43.551 32.124 237.4 50:14.834 20 1 1:47.842 32.306 43.421 32.115 240.5 52:02.676 21 1 1:47.954 32.757 43.177 32.020 240.5 53:50.630 22 1 1:47.272 32.403 43.150 31.719 241.1 55:37.902 23 1 1:55.347 32.989 45.227 37.131 242.2 57:33.249 24 1 1:59.731 B 33.796 44.048 41.887 238.4 59:32.980 25 2 4:28.147 3:14.372 42.635 31.140 166.9 1:04:01.127 26 2 1:45.047 31.634 42.402 31.011 243.2 1:05:46.174 27 2 1:45.021 31.531 42.755 30.735 244.9 1:07:31.195 28 2 1:43.957 31.472 41.755 30.730 244.9 1:09:15.152 29 2 1:43.704 31.500 41.775 30.429 243.2 1:10:58.856 </div>											
14	1	1:40.703	29.948	40.708	30.047	259.0	38:17.661												
15	1	1:45.215	31.941	43.108	30.166	260.9	40:02.876												
16	1	1:51.388	29.909	50.835	30.644	259.6	41:54.264												
17	1	1:40.528	29.985	40.510	30.033	259.6	43:34.792												
18	1	1:53.341 B	30.055	43.921	39.365	259.6	45:28.133												
19	2	3:44.675	2:29.804	42.182	32.689	177.6	49:12.808												
20	2	1:42.975	30.534	42.028	30.413	256.5	50:55.783												
21	2	1:43.148	30.708	41.029	31.411	259.6	52:38.931												
22	2	1:41.987	30.754	41.048	30.185	257.8	54:20.918												
23	2	1:40.884	30.163	40.704	30.017	259.0	56:01.802												
24	2	1:41.770	30.982	40.910	29.878	261.5	57:43.572												
25	2	1:40.614	29.885	40.526	30.203	260.2	59:24.186												
26	2	1:43.060	31.185	41.934	29.941	259.6	1:01:07.246												
27	2	1:40.131	29.740	40.435	29.956	260.9	1:02:47.377												
28	2	1:42.021	29.921	41.284	30.816	260.9	1:04:29.398												
29	2	1:43.351	30.001	41.307	32.043	260.2	1:06:12.749												
30	2	1:41.687	30.679	40.897	30.111	258.4	1:07:54.436												
31	2	1:41.278	29.933	40.860	30.485	259.6	1:09:35.714												
32	2	1:41.851	30.307	40.861	30.683	259.0	1:11:17.565												
<div style="border: 1px solid black; padding: 5px;"> 68 M Racing Ligier JS P320 - Nissan 1. Hugo DELACOUR LMP3 2. Guilherme MOURA DE OL </div>																			
1	2	2:13.723	1:00.288	42.924	30.511	170.6	2:13.723												
2	2	1:40.653	29.954	39.931	30.768	251.7	3:54.376												
3	2	2:46.452 B	29.315	1:13.888	1:03.249	256.5	6:40.828												
4	2	13:59.699	...	40.248	29.846	156.7	20:40.527												
5	2	1:39.984	29.958	39.827	30.199	257.8	22:20.511												
6	2	1:37.831	29.282	39.392	29.157	257.1	23:58.342												
7	2	1:38.132	29.339	39.356	29.437	256.5	25:36.474												
8	2	1:45.920	29.357	39.622	36.941	256.5	27:22.394												
9	2	1:38.528	29.923	39.587	29.018	259.6	29:00.922												
10	2	1:39.496	29.303	39.628	30.565	259.0	30:40.418												
11	2	1:38.541	29.366	39.406	29.769	259.6	32:18.959												
12	2	1:38.490	29.366	39.809	29.315	257.8	33:57.449												
13	2	1:47.900 B	29.622	39.765	38.513	259.0	35:45.349												
14	1	3:18.794	2:07.324	41.295	30.175	178.5	39:04.143												
15	1	1:45.376	30.304	42.182	32.890	258.4	40:49.519												
16	1	1:42.237	30.679	41.097	30.461	255.3	42:31.756												
17	1	1:41.438	30.487	40.729	30.222	257.8	44:13.194												
18	1	1:45.381	30.208	42.800	32.373	258.4	45:58.575												
19	1	1:43.400	31.647	41.295	30.458	256.5	47:41.975												
20	1	1:40.991	30.355	40.597	30.039	257.8	49:22.966												
21	1	1:40.912	29.941	40.581	30.390	257.1	51:03.878												
22	1	1:50.413 B	30.977	40.963	38.473	259.6	52:54.291												
23	1	5:39.557	4:25.192	44.114	30.251	149.8	58:33.848												
24	1	1:41.159	30.048	40.849	30.262	257.8	1:00:15.007												
25	1	1:40.341	30.071	40.431	29.839	257.1	1:01:55.348												
26	1	1:40.827	30.212	40.652	29.963	257.8	1:03:36.175												
27	1	1:40.982	29.983	40.842	30.157	257.1	1:05:17.157												
28	1	1:41.828	30.304	40.849	30.675	260.9	1:06:58.985												
29	1	1:40.350	30.006	40.400	29.944	259.0	1:08:39.335												
<div style="border: 1px solid black; padding: 5px;"> 77 Team Thor Ligier JS P320 - Nissan 1. Audunn GUDMUNDSSON LMP3 2. Colin NOBLE </div>																			
1	2	1:57.819	44.039	42.314	31.466	173.6	1:57.819												
2	2	1:45.751	30.466	42.380	32.905	257.1	3:43.570												
3	2	2:31.135 B	31.532	1:03.964	55.639	252.3	6:14.705												
4	2	14:11.277	...	41.803	30.281	174.8	20:25.982												
5	2	1:40.101	29.658	40.876	29.567	259.0	22:06.083												
6	2	1:38.731	29.445	39.924	29.362	259.6	23:44.814												
7	2	1:38.412	29.206	39.897	29.309	258.4	25:23.226												
8	2	1:44.262	29.967	41.456	32.839	259.0	27:07.488												
9	2	1:38.371	29.419	39.676	29.276	259.0	28:45.859												
10	2	1:44.368	29.353	39.834	35.181	260.9	30:30.227												
11	2	1:48.021 B	29.460	40.129	38.432	259.0	32:18.248												
12	2	4:27.120	3:13.149	40.647	33.324	180.0	36:45.368												
13	2	1:39.916	29.716	39.895	30.305	255.3	38:25.284												
14	2	1:57.544	30.213	46.280	41.051	258.4	40:22.828												
15	2	1:41.358	29.801	40.182	31.375	255.3	42:04.186												
16	2	1:47.669 B	29.789	41.057	36.823	259.0	43:51.855												
17	1	7:05.028	5:51.292	41.694	32.042	126.9	50:56.883												



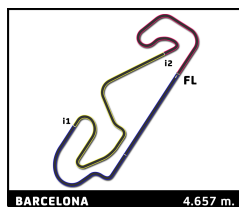
Michelin Le Mans Cup

Barcelona Round

Free Practice 2

Sector Analysis

Lap under Red Flag											Invalidated Lap		Personal Best	Session Best	B Crossing the pit lane
Lap	D	Time	Sector 1	Sector 2	Sector 3	T. Spd	Elapsed	Lap	D	Time	Sector 1	Sector 2	Sector 3	T. Spd	Elapsed
18	1	1:44.797	31.049	42.996	30.752	254.7	52:41.680	2	2	1:49.431 B	30.681	40.976	37.774	253.5	4:05.075
19	1	1:43.373	30.691	41.549	31.133	257.8	54:25.053	3	2	16:39.975	...	41.888	30.413	175.6	20:45.050
20	1	1:43.483	31.079	41.344	31.063	257.1	56:08.536	4	2	1:42.436	30.476	41.944	30.019	257.1	22:27.486
21	1	1:41.814	30.367	41.071	30.376	255.3	57:50.350	5	2	1:40.054	30.105	40.406	29.543	259.0	24:07.540
22	1	1:42.254	30.133	40.768	31.353	255.9	59:32.604	6	2	1:39.002	29.946	39.840	29.216	256.5	25:46.542
23	1	1:43.390	31.272	41.762	30.356	230.8	1:01:15.994	7	2	1:39.057	29.645	39.990	29.422	258.4	27:25.599
24	1	1:42.245	30.457	40.894	30.894	256.5	1:02:58.239	8	2	1:39.618	29.494	40.579	29.545	259.6	29:05.217
25	1	1:42.383	30.303	40.956	31.124	254.7	1:04:40.622	9	2	1:38.392	29.420	39.841	29.131	259.6	30:43.609
26	1	1:41.484	30.227	41.243	30.014	255.9	1:06:22.106	10	2	1:42.608	30.106	40.837	31.665	260.2	32:26.217
27	1	1:41.212	30.108	40.969	30.135	259.0	1:08:03.318	11	2	1:38.701	29.810	39.745	29.146	257.8	34:04.918
28	1	1:45.879	30.523	42.800	32.556	258.4	1:09:49.197	12	2	1:48.115 B	29.530	41.681	36.904	259.6	35:53.033
29	1	2:03.059 B	34.447	43.064	45.548	253.5	1:11:52.256	13	2	15:54.327	...	40.599	35.274	154.5	51:47.360
83 AF Corse Ferrari 296 GT3															
1.Charles-Henri SAMANI							GT3								
2.Emmanuel COLLARD															
1	2	2:41.975 B	1:15.734	46.057	40.184	161.0	2:41.975	14	2	1:39.961	29.789	40.539	29.633	255.9	53:27.321
2	2	17:54.539	...	43.279	31.427	163.1	20:36.514	15	2	1:38.821	29.632	39.852	29.337	257.8	55:06.142
3	2	2:39.726 B	42.261	1:03.403	54.062	211.8	23:16.240	16	2	1:39.844	30.385	39.820	29.639	260.9	56:45.986
86 HCR With CaffeineSix Porsche 911 GT3 R															
1.Timothy CRESWICK							GT3								
2.Anders FJORBACH															
1	1	2:23.556	1:03.312	47.721	32.523	170.9	2:23.556	17	2	1:40.761	30.285	40.287	30.189	258.4	58:26.747
2	1	1:45.519	31.960	42.094	31.465	247.1	4:09.075	18	2	1:38.418	29.672	39.655	29.091	259.0	1:00:05.165
3	1	2:42.410 B	31.252	1:08.629	1:02.529	249.4	6:51.485	19	2	1:40.011	29.442	40.218	30.351	259.6	1:01:45.176
4	1	1:43.56.658	...	42.508	31.525	173.1	20:48.143	20	2	1:44.400	30.636	40.599	33.165	258.4	1:03:29.576
5	1	1:46.054	32.130	42.559	31.365	252.3	22:34.197	21	2	1:44.011 B	29.615	39.953	34.443	259.0	1:05:13.587
6	1	1:44.893	31.772	41.699	31.422	248.8	24:19.090	88 GMB Motorsport Honda NSX GT3							
7	1	1:44.610	31.351	41.739	31.520	248.3	26:03.700	1.Lars Engelbrecht PEDERSE							
8	1	1:44.767	31.589	41.982	31.196	249.4	27:48.467	2.Jan MAGNUSSEN							
9	1	1:45.017	31.307	42.424	31.286	251.2	29:33.484	1	1	2:36.177	57.938	56.347	41.892	140.6	2:36.177
10	1	1:55.089 B	32.721	44.557	37.811	250.6	31:28.573	2	1	2:20.651 B	41.789	49.140	49.722	180.0	4:56.828
11	2	4:29.404	3:14.874	42.275	32.255	175.9	35:57.977	3	1	15:35.053	...	48.573	34.502	161.2	20:31.881
12	2	1:45.591	31.202	42.325	32.064	250.6	37:43.568	4	1	1:51.952	33.898	44.079	33.975	244.9	22:23.833
13	2	1:43.520	31.082	41.614	30.824	251.2	39:27.088	5	1	2:03.468	37.233	49.692	36.543	220.0	24:27.301
14	2	1:45.280	30.999	42.174	32.107	252.3	41:12.368	6	1	1:48.981	33.091	43.616	32.274	243.8	26:16.282
15	2	1:43.947	31.141	41.766	31.040	250.6	42:56.315	7	1	1:48.340	32.267	43.837	32.236	247.1	28:04.622
16	2	1:43.615	30.992	41.593	31.030	251.2	44:39.930	8	1	1:47.861	32.270	43.177	32.414	248.3	29:52.483
17	2	1:43.398	31.050	41.571	30.777	250.6	46:23.328	9	1	1:51.379	32.799	46.223	32.357	248.3	31:43.862
18	2	1:43.557	31.033	41.607	30.917	251.7	48:06.885	10	1	1:49.810	33.151	44.033	32.626	246.6	33:33.672
19	2	1:43.986	31.161	41.609	31.216	251.2	49:50.871	11	1	2:17.661 B	37.072	51.497	49.092	246.0	35:51.333
20	2	1:44.490	31.125	41.670	31.695	250.6	51:35.361	12	2	6:14.346	4:57.807	42.623	33.916	171.2	42:05.679
21	2	1:45.864	31.368	42.878	31.618	250.0	53:21.225	13	2	1:47.983	31.566	42.175	34.242	250.0	43:53.662
22	2	1:44.540	31.472	41.729	31.339	250.0	55:05.765	14	2	1:46.721	31.468	44.009	31.244	250.6	45:40.383
23	2	1:51.806 B	32.366	42.199	37.241	251.7	56:57.571	15	2	1:45.684	32.393	42.143	31.148	247.1	47:26.067
24	2	7:14.339	5:59.636	42.734	31.969	177.0	1:04:11.910	16	2	1:44.707	31.564	42.137	31.006	251.2	49:10.774
25	2	1:44.606	31.339	41.953	31.314	251.7	1:05:56.516	17	2	1:44.350	31.712	41.722	30.916	250.0	50:55.124
26	2	1:46.840	31.441	43.352	32.047	251.7	1:07:43.356	18	2	1:45.112	31.271	42.477	31.364	250.0	52:40.236
27	2	1:44.505	31.332	41.827	31.346	251.7	1:09:27.861	19	2	1:44.334	31.285	41.896	31.153	251.2	54:24.570
28	2	1:52.642 B	31.865	42.564	38.213	251.2	1:11:20.503	20	2	1:48.696 B	31.484	42.396	34.816	251.7	56:13.266
87 COOL Racing Ligier JS P320 - Nissan															
1.Adrien CHILA							LMP3								
2.Cédric OLTRAMARE															
1	2	2:15.644	59.970	44.163	31.511	172.8	2:15.644	21	1	4:34.352	3:18.381	43.521	32.450	172.8	1:00:47.618
89 COOL Racing Ligier JS P320 - Nissan															
1.Luis SANJUAN							LMP3								
2.David DROUX															



Michelin Le Mans Cup

Barcelona Round

Free Practice 2

Sector Analysis

														Lap under Red Flag	Invalidated Lap	Personal Best	Session Best	B Crossing the pit lane
Lap	D	Time	Sector 1	Sector 2	Sector 3	T. Spd	Elapsed	Lap	D	Time	Sector 1	Sector 2	Sector 3	T. Spd	Elapsed			
1	1	2:04.448	43.657	45.671	35.120	162.4	2:04.448											
2	1	1:52.309	33.412	44.399	34.498	249.4	3:56.757											
3	1	2:47.004 B	31.237	1:15.251	1:00.516	252.3	6:43.761											
4	1	15:07.679	...	43.133	31.034	169.0	21:51.440											
5	1	1:43.728	31.150	41.765	30.813	253.5	23:35.168											
6	1	1:42.020	30.391	41.145	30.484	254.1	25:17.188											
7	1	1:41.655	30.485	40.970	30.200	254.7	26:58.843											
8	1	1:41.526	29.987	41.245	30.294	257.1	28:40.369											
9	1	1:42.544	30.681	41.386	30.477	257.1	30:22.913											
10	1	1:49.902	B	30.412	42.538	36.952	257.8	32:12.815										
11	2	3:41.394	2:25.698	44.658	31.038	180.0	35:54.209											
12	2	1:40.726	29.747	40.209	30.770	257.1	37:34.935											
13	2	1:38.122	29.497	39.663	28.962	257.8	39:13.057											
14	2	1:46.891	29.400	41.930	35.561	260.2	40:59.948											
15	2	1:44.816	31.514	42.572	30.730	257.8	42:44.764											
16	2	1:38.317	29.626	39.589	29.102	259.0	44:23.081											
17	2	1:37.903	29.207	39.574	29.122	260.2	46:00.984											
18	2	1:46.228	29.974	43.251	33.003	260.2	47:47.212											
19	2	2:11.233	40.177	57.933	33.123	185.6	49:58.445											
20	2	1:39.133	29.342	39.639	30.152	256.5	51:37.578											
21	2	1:39.906	29.690	40.667	29.549	255.3	53:17.484											
22	2	1:43.899	29.464	43.076	31.359	259.0	55:01.383											
23	2	1:39.211	29.329	40.077	29.805	259.0	56:40.594											
24	2	1:38.821	29.622	39.907	29.292	258.4	58:19.415											
25	2	1:39.028	29.545	40.074	29.409	260.9	59:58.443											
26	2	1:40.446	30.219	40.478	29.749	260.2	1:01:38.889											
27	2	1:38.610	29.338	39.790	29.482	260.9	1:03:17.499											
28	2	1:50.109	B	29.880	41.750	38.479	259.6	1:05:07.608										