

Michelin Le Mans Cup

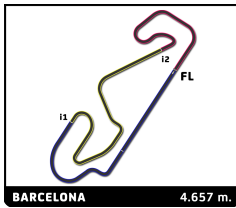
Barcelona Round

Race

Sector Analysis

Lap under Red Flag Invalidated Lap Personal Best Session Best B Crossing the pit lane

Lap	D	Time	Sector 1	Sector 2	Sector 3	T. Spd	Elapsed	Lap	D	Time	Sector 1	Sector 2	Sector 3	T. Spd	Elapsed
2	CD Sport 1.Fabien MICHAL 2.Kirill SMAL							Ligier JS P320 - Nissan LMP3							
	1	1	2:15.201	35.070	42.666	57.465		2:15.201	51	2	1:39.073	29.519	40.068	29.486	263.4
2	1	3:21.903	1:17.663	1:21.992	42.248		5:37.104	52	2	1:40.232	30.101	40.840	29.291	264.1	1:47:46.460
3	1	3:20.924	1:10.222	1:17.758	52.944		8:58.028	53	2	1:39.440	29.638	40.487	29.315	262.8	1:49:25.900
4	1	3:10.053	1:12.511	1:08.056	49.486		12:08.081	54	2	1:39.829	29.763	40.387	29.679	262.8	1:51:05.729
5	1	3:10.525	1:11.439	1:11.219	47.867		15:18.606	3 DKR Engineering 1.Alexander BUKHANTSOV 2.James WINSLOW Duqueine M30 - D08 - Nissan LMP3							
6	1	2:46.217	1:07.311	58.711	40.195	134.8	18:04.823								
7	1	2:12.888	43.429	54.588	34.871	182.7	20:17.711								
8	1	1:43.385	31.640	41.282	30.463	260.2	22:01.096								
9	1	2:02.158	41.463	47.217	33.478	218.6	24:03.254								
10	1	2:43.807	43.779	1:10.599	49.429	202.2	26:47.061								
11	1	2:55.736	56.757	1:09.043	49.936		29:42.797								
12	1	2:43.681	1:05.475	1:03.271	34.935		32:26.478								
13	1	1:41.539	30.715	40.840	29.984	260.2	34:08.017								
14	1	1:40.950	30.270	40.618	30.062	261.5	35:48.967								
15	1	1:40.933	30.286	40.790	29.857	260.9	37:29.900								
16	1	1:40.389	30.512	40.257	29.620	260.9	39:10.289								
17	1	1:44.466	30.102	42.381	31.983	260.9	40:54.755								
18	1	3:00.502	49.849	1:18.451	52.202	175.6	43:55.257								
19	1	2:33.213	1:03.306	52.982	36.925		46:28.470								
20	1	1:41.908	30.910	41.010	29.988	260.2	48:10.378								
21	1	1:41.738	30.322	40.859	30.557	260.9	49:52.116								
22	1	1:51.067 B	31.374	42.556	37.137	260.9	51:43.183								
23	2	4:34.849	3:17.140	44.226	33.483	174.2	56:18.032								
24	2	1:46.132	33.470	42.476	30.186	206.1	58:04.164								
25	2	2:08.821	42.593	55.538	30.690	250.0	1:00:12.985								
26	2	1:42.765	29.729	41.565	31.471	263.4	1:01:55.750								
27	2	1:41.742	30.958	40.365	30.419	266.0	1:03:37.492								
28	2	1:41.005	30.159	41.725	29.121	263.4	1:05:18.497								
29	2	1:45.290	29.545	40.189	35.556	263.4	1:07:03.787								
30	2	2:13.121	41.016	55.362	36.743	245.5	1:09:16.908								
31	2	1:45.400	32.361	42.335	30.704	244.3	1:11:02.308								
32	2	2:41.769	31.888	1:15.551	54.330	247.7	1:13:44.077								
33	2	2:39.808	1:04.820	53.963	41.025		1:16:23.885								
34	2	1:40.149	30.721	40.351	29.077	256.5	1:18:04.034								
35	2	1:38.743	29.309	40.038	29.396	262.1	1:19:42.777								
36	2	1:38.649	29.614	39.982	29.053	262.1	1:21:21.426								
37	2	1:38.085	29.494	39.621	28.970	262.1	1:22:59.511								
38	2	1:38.368	29.491	39.760	29.117	263.4	1:24:37.879								
39	2	1:38.575	29.681	39.666	29.228	263.4	1:26:16.454								
40	2	1:38.311	29.500	39.774	29.037	262.8	1:27:54.765								
41	2	1:38.506	29.654	39.715	29.137	263.4	1:29:33.271								
42	2	1:38.364	29.561	39.630	29.173	262.8	1:31:11.635								
43	2	1:39.682	30.529	39.862	29.291	264.1	1:32:51.317								
44	2	1:39.082	29.833	39.973	29.276	262.1	1:34:30.399								
45	2	1:38.700	29.676	39.821	29.203	263.4	1:36:09.099								
46	2	1:38.590	29.723	39.749	29.118	262.8	1:37:47.689								
47	2	1:38.716	29.639	39.858	29.219	264.1	1:39:26.405								
48	2	1:40.237	29.747	39.951	30.539	262.1	1:41:06.642								
49	2	1:40.574	30.440	40.883	29.251	262.1	1:42:47.216								
50	2	1:39.939	29.672	41.057	29.210	262.1	1:44:27.155								

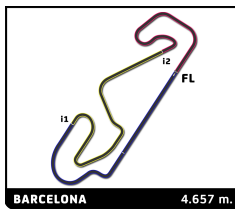


Michelin Le Mans Cup Barcelona Round Race

Sector Analysis

Lap under Red Flag Invalidated Lap Personal Best Session Best B Crossing the pit lane

Lap	D	Time	Sector 1	Sector 2	Sector 3	T. Spd	Elapsed	Lap	D	Time	Sector 1	Sector 2	Sector 3	T. Spd	Elapsed
47	2	1:38.959	29.654	40.039	29.266	263.4	1:39:55.785	11	1	2:56.693	55.353	1:07.669	53.671		30:05.626
48	2	1:39.054	29.654	40.060	29.340	265.4	1:41:34.839	12	1	2:36.626	1:04.579	59.016	33.031	173.6	32:42.252
49	2	1:39.062	29.696	40.021	29.345	262.1	1:43:13.901	13	1	1:47.758	32.004	43.484	32.270	254.1	34:30.010
50	2	1:39.451	29.739	40.291	29.421	262.1	1:44:53.352	14	1	1:50.236	33.104	44.139	32.993	225.5	36:20.246
51	2	1:39.624	29.751	40.230	29.643	264.1	1:46:32.976	15	1	1:47.146	32.255	43.283	31.608	250.6	38:07.392
52	2	1:39.483	29.850	40.099	29.534	262.8	1:48:12.459	16	1	1:49.473	31.848	43.530	34.095	254.1	39:56.865
53	2	1:42.620	29.790	41.399	31.431	264.1	1:49:55.079	17	1	1:50.309	32.316	44.926	33.067	255.3	41:47.174
54	2	1:40.686	30.201	40.850	29.635	262.1	1:51:35.765	18	1	2:40.839	32.515	1:09.178	59.146	254.1	44:28.013
6 ANS Motorsport Ligier JS P320 - Nissan LMP3 1. Jonathan BROSSARD 2. Nicolas SCHATZ								19 1 2:35.829 B 59.603 49.983 46.243 47:03.842							
1 1 2:40.253 55.500 53.135 51.618 2:40.253								20 2 4:31.510 3:16.310 42.581 32.619 176.5 51:35.352							
2 1 3:24.906 1:19.129 1:20.988 44.789 6:05.159								21 2 1:49.723 33.307 44.508 31.908 208.9 53:25.075							
3 1 3:33.268 1:18.320 1:13.173 1:01.775 130.4 9:38.427								22 2 1:47.918 32.154 43.156 32.608 245.5 55:12.993							
4 1 2:57.381 1:02.529 1:03.128 51.724 189.5 12:35.808								23 2 2:21.770 35.618 1:03.491 42.661 242.2 57:34.763							
5 1 3:13.027 1:13.903 1:07.139 51.985 129.0 15:48.835								24 2 2:29.808 58.459 56.000 35.349 1:00:04.571							
6 1 2:40.772 1:06.398 50.653 43.721 18:29.607								25 2 1:42.343 31.693 40.629 30.021 260.2 1:01:46.914							
7 1 2:06.435 48.137 45.729 32.569 127.8 20:36.042								26 2 1:39.271 30.055 39.970 29.246 257.8 1:03:26.185							
8 1 1:53.422 32.623 43.925 36.874 257.8 22:29.464								27 2 1:38.767 29.608 39.835 29.324 257.8 1:05:04.952							
9 1 1:59.618 36.958 47.263 35.397 181.2 24:29.082								28 2 1:40.265 29.704 39.980 30.581 257.8 1:06:45.217							
10 1 2:43.905 40.266 1:15.282 48.357 189.8 27:12.987								29 2 1:43.353 31.849 40.896 30.608 203.4 1:08:28.570							
11 1 2:56.003 54.840 1:07.799 53.364 30:08.990								30 2 1:41.933 30.705 40.769 30.459 256.5 1:10:10.503							
12 1 2:35.627 1:04.525 58.497 32.605 185.2 32:44.617								31 2 1:50.084 38.120 41.558 30.406 149.2 1:12:00.587							
13 1 1:49.503 33.428 44.295 31.780 258.4 34:34.120								32 2 2:04.051 30.921 40.612 52.518 255.9 1:14:04.638							
14 1 1:47.079 32.186 42.518 32.375 254.7 36:21.199								33 2 2:30.536 1:06.696 49.750 34.090 1:16:35.174							
15 1 1:49.112 32.972 44.402 31.738 262.1 38:10.311								34 2 1:43.427 30.444 42.412 30.571 261.5 1:18:18.601							
16 1 1:45.452 31.536 42.109 31.807 259.6 39:55.763								35 2 1:43.480 30.825 41.051 31.604 262.8 1:20:02.081							
17 1 1:50.128 31.768 44.827 33.533 259.0 41:45.891								36 2 1:42.131 30.247 41.527 30.357 259.8 1:21:44.212							
18 1 2:40.540 33.007 1:09.198 58.335 252.9 44:26.431								37 2 1:42.357 31.522 40.514 30.321 259.6 1:23:26.569							
19 1 2:33.717 B 59.441 50.384 43.892 129.2 47:00.148								38 2 1:39.829 29.855 40.251 29.723 260.2 1:25:06.398							
7 Nielsen Racing Ligier JS P320 - Nissan LMP3 1. Anthony WELLS 2. Josh SKELTON								39 2 1:41.496 30.956 40.400 30.140 260.9 1:26:47.894							
1 1 2:07.702 32.810 41.290 53.602 2:07.702								40 2 1:40.831 30.947 40.224 29.660 259.0 1:28:28.725							
2 1 3:22.733 1:17.146 1:21.168 44.419 5:30.435								41 2 1:39.753 29.818 40.142 29.793 260.2 1:30:08.478							
3 1 3:17.101 1:09.444 1:16.156 51.501 8:47.536								42 2 1:38.746 29.512 39.786 29.448 259.0 1:31:47.224							
4 1 3:12.194 1:12.407 1:09.681 50.106 11:59.730								43 2 1:39.116 29.753 39.694 29.669 257.8 1:33:26.340							
5 1 3:11.086 1:11.014 1:12.193 47.879 15:10.816								44 2 1:39.434 29.706 39.977 29.751 259.0 1:35:05.774							
6 1 2:46.904 1:06.105 1:00.104 40.695 138.6 17:57.720								45 2 1:39.481 29.786 39.947 29.748 257.1 1:36:45.255							
7 1 2:15.751 44.112 52.517 39.122 169.3 20:13.471								46 2 1:39.263 29.626 39.885 29.752 259.0 1:38:24.518							
8 GRAFF Racing Ligier JS P320 - Nissan LMP3 1. George NAKAS 2. Fraser ROSS								47 2 1:40.773 30.314 40.387 30.072 257.1 1:40:05.291							
1 1 2:35.134 47.929 46.588 1:00.617 2:35.134								48 2 1:40.258 29.796 40.626 29.836 258.4 1:41:45.549							
2 1 3:25.704 1:20.584 1:20.025 45.095 6:00.838								49 2 1:40.057 29.903 40.426 29.728 258.4 1:43:25.606							
3 1 3:36.964 1:18.237 1:12.521 1:06.206 9:37.802								50 2 1:39.418 29.650 40.040 29.728 257.8 1:45:05.024							
4 1 2:56.858 1:02.357 1:02.988 51.513 181.2 12:34.660								51 2 1:39.900 29.670 40.299 29.931 259.0 1:46:44.924							
5 1 3:12.413 1:13.423 1:07.828 51.162 15:47.073								52 2 1:39.833 29.864 40.146 29.823 259.6 1:48:24.757							
6 1 2:39.677 1:04.630 51.765 43.282 18:26.750								53 2 1:40.827 30.113 40.434 30.280 259.0 1:50:05.584							
7 1 2:06.877 47.849 45.333 33.695 161.7 20:33.627								54 2 1:41.409 30.288 40.633 30.488 258.4 1:51:46.993							
8 1 1:50.866 33.345 43.580 33.941 244.3 22:24.493								9 Racing Spirit of Leman Ligier JS P320 - Nissan LMP3 1. Christian GISY 2. Ralf KELLEHERS							
9 1 1:59.299 37.681 47.488 34.130 167.7 24:23.792								1 1 2:54.466 B 45.068 1:03.576 1:05.822 2:54.466							
10 1 2:45.141 42.660 1:13.908 48.573 161.2 27:08.933								2 1 6:45.216 4:33.020 1:10.889 1:01.307 145.7 9:39.682							
								3 1 3:00.226 1:03.709 1:02.939 53.578 143.0 12:39.908							
								4 1 3:12.383 1:13.206 1:05.494 53.683 144.2 15:52.291							
								5 1 2:39.394 1:07.514 47.343 44.537 18:31.685							
								6 1 2:05.377 47.535 45.538 32.304 141.5 20:37.062							



Michelin Le Mans Cup Barcelona Round Race

Sector Analysis

Lap under Red Flag Invalidated Lap ■ Personal Best ■ Session Best ■ Crossing the pit lane

Lap	D	Time	Sector 1	Sector 2	Sector 3	T. Spd	Elapsed	Lap	D	Time	Sector 1	Sector 2	Sector 3	T. Spd	Elapsed
51	2	1:40.197	29.786	40.515	29.896	262.8	1:46:03.563	17	1	1:44.561	30.095	41.948	32.518	259.6	40:53.726
52	2	1:39.394	29.671	39.923	29.800	262.1	1:47:42.957	18	1	2:59.106	49.079	1:18.505	51.522	187.8	43:52.832
53	2	1:39.844	29.803	40.318	29.723	260.2	1:49:22.801	19	1	2:34.850	1:04.050	52.986	37.814		46:27.682
54	2	1:40.920	30.113	40.871	29.936	264.1	1:51:03.721	20	1	1:41.944	30.695	41.154	30.095	255.9	48:09.626

70 **Leipert Motorsport**
 1. Gerhard WATZINGER
 2. Brendon LEITCH
 Lamborghini Huracan GT3 EVO2
 GT3

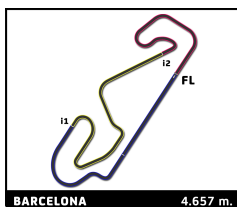
1	1	2:33.144	46.937	45.441	1:00.766		2:33.144	
2	1	3:25.944	1:20.103	1:20.429	45.412		5:59.088	
3	1	3:19.010	1:16.780	1:12.908	49.322		9:18.098	
4	1	3:12.735	1:17.206	1:03.949	51.580		12:30.833	
5	1	3:11.732	1:13.285	1:07.545	50.902	121.2	15:42.565	
6	1	2:41.900	1:06.461	52.280	43.159		18:24.465	
7	1	2:05.332	46.315	45.986	33.031	160.5	20:29.797	
8	1	1:50.505	32.976	43.906	33.623	242.7	22:20.302	
9	1	2:02.758	40.514	47.990	34.254	134.5	24:23.060	
10	1	2:44.405	42.443	1:13.318	48.644	169.0	27:07.465	
11	1	2:56.724	55.957	1:07.112	53.655		30:04.189	
12	1	2:36.312	1:04.341	58.916	33.055	160.5	32:40.501	
13	1	1:49.209	32.983	43.727	32.499	241.1	34:29.710	
14	1	1:50.355	32.944	44.047	33.364	243.2	36:20.065	
15	1	1:51.898	33.650	45.405	32.843	244.3	38:11.963	
16	1	1:49.553	33.060	44.109	32.384	242.2	40:01.516	
17	1	1:51.880	33.159	45.753	32.968	243.8	41:53.396	
18	1	2:35.464	33.193	1:03.335	58.936	243.2	44:28.860	
19	1	2:35.932	B	59.494	50.675	45.763	120.7	47:04.792
20	2	4:32.908	3:17.378	43.423	32.107	166.4	51:37.700	
21	2	1:48.050	34.057	42.423	31.570	200.4	53:25.750	
22	2	1:47.566	31.935	43.419	32.212	243.8	55:13.316	
23	2	2:21.863	36.216	1:03.197	42.450	221.8	57:35.179	
24	2	2:29.634	58.463	56.115	35.056		1:00:04.813	
25	2	1:46.229	32.245	43.173	30.811	248.3	1:01:51.042	
26	2	1:45.105	32.074	42.211	30.820	246.6	1:03:36.147	
27	2	1:45.186	31.699	42.375	31.112	247.7	1:05:21.333	

77 **Team Thor**
 1. Audunn GUDMUNDSSON
 2. Colin NOBLE
 Ligier JS P320 - Nissan
 LMP3

1	1	2:13.068	34.415	42.575	56.078		2:13.068
2	1	3:22.610	1:17.494	1:21.551	43.565		5:35.678
3	1	3:19.368	1:09.567	1:17.235	52.566		8:55.046
4	1	3:10.699	1:13.071	1:08.388	49.240		12:05.745
5	1	3:10.995	1:11.098	1:11.955	47.942		15:16.740
6	1	2:46.779	1:07.144	58.936	40.699		18:03.519
7	1	2:13.471	43.216	53.498	36.757	144.6	20:16.990
8	1	1:43.295	31.382	41.504	30.409	257.8	22:00.285
9	1	2:02.023	40.596	47.269	34.158	216.9	24:02.308
10	1	2:41.563	42.958	1:09.302	49.303	173.1	26:43.871
11	1	2:57.117	57.294	1:09.151	50.672		29:40.988
12	1	2:44.614	1:05.381	1:03.198	36.035		32:25.602
13	1	1:41.511	30.615	40.934	29.962	256.5	34:07.113
14	1	1:40.994	30.247	40.837	29.910	257.1	35:48.107
15	1	1:40.711	30.024	40.788	29.899	257.8	37:28.818
16	1	1:40.347	30.150	40.432	29.765	259.0	39:09.165

83 **AF Corse**
 1. Charles-Henri SAMANI
 2. Emmanuel COLLARD
 Ferrari 296 GT3
 GT3

1	1	2:33.983	47.521	45.593	1:00.869		2:33.983
2	1	3:25.570	1:20.301	1:20.247	45.022		5:59.553
3	1	3:43.566	1:17.847	1:12.235	1:13.484		9:43.119
4	1	2:57.691	1:01.382	1:02.650	53.659	167.2	12:40.810
5	1	3:12.590	1:12.882	1:05.642	54.066	134.5	15:53.400
6	1	2:39.660	1:06.937	47.340	45.383		18:33.060
7	1	2:05.487	46.819	45.826	32.842	147.7	20:38.547
8	1	1:54.929	33.376	43.955	37.598	230.8	22:33.476
9	1	1:59.029	35.992	48.171	34.866	180.9	24:32.505
10	1	2:45.599	41.641	1:17.390	46.568	197.1	27:18.104
11	1	2:57.132	54.146	1:08.039	54.947	149.4	30:15.236
12	1	2:33.409	1:05.511	54.470	33.428	184.0	32:48.645



Michelin Le Mans Cup

Barcelona Round

Race

Sector Analysis

														Lap under Red Flag	Invalidated Lap	Personal Best	Session Best	B Crossing the pit lane
Lap	D	Time	Sector 1	Sector 2	Sector 3	T. Spd	Elapsed	Lap	D	Time	Sector 1	Sector 2	Sector 3	T. Spd	Elapsed			
3	1	3:19.832	1:09.837	1:17.781	52.214		8:59.735											
4	1	3:10.329	1:12.784	1:08.429	49.116		12:10.064											
5	1	3:10.575	1:12.048	1:10.509	48.018		15:20.639											
6	1	2:46.584	1:07.060	59.420	40.104		18:07.223											
7	1	2:11.687	42.516	54.723	34.448	170.6	20:18.910											
8	1	1:44.232	31.478	41.408	31.346	259.6	22:03.142											
9	1	2:01.757	41.181	47.029	33.547	235.3	24:04.899											
10	1	2:43.821	43.898	1:10.640	49.283	159.3	26:48.720											
11	1	2:56.544	56.985	1:08.911	50.648		29:45.264											
12	1	2:42.680	1:05.371	1:03.028	34.281		32:27.944											
13	1	1:41.840	30.836	41.210	29.794	260.2	34:09.784											
14	1	1:40.739	30.142	40.819	29.778	261.5	35:50.523											
15	1	1:40.533	30.021	40.675	29.837	262.1	37:31.056											
16	1	1:40.755	30.095	40.810	29.850	262.1	39:11.811											
17	1	1:45.080	30.220	42.434	32.426	262.1	40:56.891											
18	1	3:00.611	49.394	1:18.704	52.513	157.0	43:57.502											
19	1	2:33.125	1:03.303	52.202	37.620		46:30.627											
20	1	1:41.508	30.507	40.915	30.086	259.6	48:12.135											
21	1	8:10.321 B	30.141	42.068	6:58.112	260.2	56:22.456											
22	2	4:58.160	3:48.611	40.652	28.897	172.5	1:01:20.616											
23	2	1:37.436	29.235	39.585	28.616	260.2	1:02:58.052											
24	2	1:36.735	29.080	39.279	28.376	261.5	1:04:34.787											
25	2	1:37.190	29.796	39.127	28.267	262.1	1:06:11.977											
26	2	1:38.221	29.498	40.052	28.671	263.4	1:07:50.198											
27	2	1:44.648	29.597	39.527	35.524	261.5	1:09:34.846											
28	2	1:48.887	34.518	43.337	31.032	222.7	1:11:23.733											
29	2	2:37.205	32.384	1:09.841	54.980	244.9	1:14:00.938											
30	2	2:32.670	1:07.261	49.420	35.989		1:16:33.608											
31	2	1:41.471	30.330	41.032	30.109	262.8	1:18:15.079											
32	2	1:41.957	30.926	41.780	29.251	262.8	1:19:57.036											
33	2	1:39.618	29.196	40.012	30.410	264.1	1:21:36.654											
34	2	1:38.015	29.588	39.567	28.860	264.1	1:23:14.669											
35	2	1:38.959	29.593	39.931	29.435	264.1	1:24:53.628											
36	2	1:39.090	29.719	40.034	29.337	264.1	1:26:32.718											
37	2	1:39.871	29.951	40.846	29.074	264.1	1:28:12.589											
38	2	1:38.878	29.780	40.175	28.923	264.7	1:29:51.467											
39	2	1:37.658	29.326	39.587	28.745	264.7	1:31:29.125											
40	2	1:38.552	29.735	39.751	29.066	264.1	1:33:07.677											
41	2	1:37.936	29.407	39.658	28.871	266.7	1:34:45.613											
42	2	1:38.258	29.499	39.864	28.895	262.8	1:36:23.871											
43	2	1:38.128	29.213	39.757	29.158	263.4	1:38:01.999											
44	2	1:39.130	29.761	40.126	29.243	262.8	1:39:41.129											
45	2	1:37.717	29.375	39.514	28.828	263.4	1:41:18.846											
46	2	1:38.014	29.228	39.709	29.077	264.1	1:42:56.860											
47	2	1:40.062	29.699	39.945	30.418	262.1	1:44:36.922											
48	2	1:42.330	30.988	41.403	29.939	264.7	1:46:19.252											
49	2	1:40.303	29.936	40.757	29.610	264.1	1:47:59.555											
50	2	1:40.126	29.863	40.548	29.715	264.1	1:49:39.681											
51	2	1:42.145	30.027	40.633	31.485	264.7	1:51:21.826											