


MLMC Collective Test Day

Portimao Round

Morning Test

Sector Analysis

Lap under Red Flag										Invalidated Lap		Personal Best	Session Best	B Crossing the pit lane			
Lap	D	Time	Sector 1	Sector 2	Sector 3	T. Spd	Elapsed		Lap	D	Time	Sector 1	Sector 2	Sector 3	T. Spd	Elapsed	
2		CD Sport					Ligier JS P320 - Nissan										
		1.Fabien MICHAL					LMP3										
		2.Kirill SMAL															
1	1	6:29.687	4:57.585	46.996	45.106		6:29.687										
2	1	1:51.510	37.890	35.168	38.452	251.7	8:21.197										
3	1	2:24.202 2:24.202 B	33.791	34.334	1:16.077	258.4	10:45.399										
4	1	4:29.303	3:17.621	33.929	37.753		15:14.702										
5	1	1:44.079	32.527	33.632	37.920	261.5	16:58.781										
6	1	1:43.458	32.629	32.964	37.865	262.1	18:42.239										
7	1	1:49.611	32.633	34.948	42.030	266.0	20:31.850										
8	1	1:42.651	32.440	32.753	37.458	264.1	22:14.501										
9	1	1:52.657 B	32.577	35.015	45.065	265.4	24:07.158										
10	1	9:07.088	7:48.967	37.023	41.098		33:14.246										
11	1	1:46.114	33.927	33.654	38.533	262.8	35:00.360										
12	1	1:44.639	32.833	33.545	38.261	263.4	36:44.999										
13	1	1:51.741 B	33.154	33.603	44.984	265.4	38:36.740										
14	2	8:56.128	7:42.406	35.190	38.532		47:32.868										
15	2	1:44.852	33.135	33.480	38.237	259.6	49:17.720										
16	2	1:48.982	32.760	38.533	37.689	262.1	51:06.702										
17	2	1:54.865	32.344	43.021	39.500	262.8	53:01.567										
18	2	1:41.983	32.252	32.682	37.049	262.8	54:43.550										
19	2	1:54.865	33.350	36.233	45.282	265.4	56:38.415										
20	2	1:41.796	31.931	32.448	37.417	264.7	58:20.211										
21	2	1:45.278	31.981	34.387	38.910	266.0	1:00:05.489										
22	2	1:54.019 B	33.561	33.764	46.694	264.1	1:01:59.508										
23	2	4:26.037	3:15.029	33.169	37.839		1:06:25.545										
24	2	1:41.122	31.917	32.182	37.023	264.1	1:08:06.667										
25	2	1:52.967	38.394	37.285	37.288	267.3	1:09:59.634										
26	2	1:41.093	31.997	32.290	36.806	266.7	1:11:40.727										
27	2	1:41.496	31.429	33.098	36.969	267.3	1:13:22.223										
28	2	1:40.656	31.474	32.462	36.720	266.0	1:15:02.879										
29	2	1:43.291	32.675	33.163	37.453	269.3	1:16:46.170										
30	2	1:55.493 B	33.462	34.510	47.521	266.7	1:18:41.663										
31	1	4:56.647	3:29.952	40.901	45.794		1:23:38.310										
32	1	1:50.058	36.585	34.924	38.549	243.2	1:25:28.368										
33	1	1:43.005	32.307	32.603	38.095	264.1	1:27:11.373										
34	1	1:42.634	32.002	32.437	38.195	264.1	1:28:54.007										
35	1	2:58.020 B	41.613	1:00.726	1:15.681	265.4	1:31:52.027										
3		DKR Engineering					Duqueine M30 - D08 - Nissan										
		1.Alexander BUKHANTSOV					LMP3										
		2.James WINSLOW															
1	2	6:36.480	5:12.088	39.909	44.483		6:36.480										
2	2	2:03.089 B	39.585	35.666	47.838	253.5	8:39.569										
3	2	6:27.010	5:14.556	34.118	38.336		15:06.579										
4	2	1:47.500	33.561	34.107	39.832	257.1	16:54.079										
5	2	1:42.879	32.107	32.677	38.095	261.5	18:36.958										
6	2	1:42.133	32.258	32.635	37.240	261.5	20:19.091										
7	2	1:41.457	31.790	32.512	37.155	255.3	22:00.548										
8	2	1:44.886	31.799	34.390	38.697	264.1	23:45.434										
9	2	1:40.967	31.644	32.219	37.104	262.1	25:26.401										
10	2	1:52.730 B	31.710	33.671	47.349	267.3	27:19.131										
11	2	6:45.388	5:31.806	33.939	39.643		34:04.519										
12	2	1:41.171	31.823	32.355	36.993	262.1	35:45.690										
4		Nielsen Racing					Duqueine M30 - D08 - Nissan										
		1.John MELSOM					LMP3										
		2.Matthew BELL															
1	2	5:54.710	4:37.837	37.033	39.840		5:54.710										
2	2	1:47.324	36.101	33.494	37.729	240.0	7:42.034										
3	2	1:43.126	33.194	32.868	37.064	250.0	9:25.160										
4	2	3:11.098 B	52.708	1:01.593	1:16.797	208.5	12:36.258										
5	2	2:33.763	1:22.551	33.597	37.615		15:10.021										
6	2	1:42.600	32.619	32.502	37.479	241.6	16:52.621										
7	2	1:42.302	32.281	32.920	37.101	262.1	18:34.923										
8	2	1:41.641	32.045	32.910	36.686	267.3	20:16.564										
9	2	1:40.111	31.344	32.394	36.373	268.0	21:56.675										
10	2	1:39.425	31.269	31.847	36.309	268.0	23:36.100										
11	2	1:39.223	31.024	31.874	36.325	267.3	25:15.323										
12	2	1:45.075 B	31.112	32.119	41.844	268.7	27:00.398										
13	2	5:02.454	3:53.977	32.030	36.447		32:02.852										
14	2	1:40.038	30.948	31.762	37.328	267.3	33:42.890										
15	2	1:38.804	30.883	31.612	36.309	267.3	35:21.694										
16	2	1:46.435 B	31.107	32.230	43.098	270.0	37:08.129										
17	1	10:29.992	9:16.050	35.131	38.811		47:38.121										
18	1	1:48.824	36.474	34.425	37.925	260.2	49:26.945										
19	1	1:43.190	32.499	32.991	37.700	262.8	51:10.135										
20	1	1:46.220	32.441	36.012	37.767	264.1	52:56.355										
21	1	1:45.060	32.530	33.825	38.705	266.7	54:41.415										
22	1	1:44.774	34.203	33.206	37.365	262.8	56:26.189										
23	1	1:43.599	33.137	32.815	37.647	268.0	58:09.788										
24	1	1:42.866	32.438	32.941	37.487	266.7	59:52.654										
25	1	1:43.661	32.610	33.347	37.704	266.7	1:01:36.315										
26	1	1:42.348	32.465	32.537	37.346	264.7	1:03:18.663										
27	1	1:41.568	31.609	32.690	37.269	267.3	1:05:00.231										
28	1	1:55.005 B	31.852	34.800	48.353	266.7	1:06:55.236										
29	1	5:37.212	4:17.582	37.749	41.881		1:12:32.448										
30	1	1:49.254	35.627	35.038	38.589	257.1	1:14:21.702										
31	1	1:48.472	32.768	36.659	38.045	262.8	1:16:10.174										
32	1	1:47.407	33.309	33.203	40.895	265.4	1:17:57.581										
33	1	1:44.088	33.034	33.524	37.530	258.4	1:19:41.669										
34	1	1:42.098	31.858	32.829	37.411	266.7	1:21:23.767										
35	1	1:41.911	31.614	32.702	37.595	270.0	1:23:05.678										
36	1	1:41.391	31.667	32.462	37.262	267.3	1:24:47.069										
37	1	1:43.157	31.586	33.414	38.157	270.0	1:26:30.226										
38	1	1:42.619	31.843	32.506	38.270	263.4	1:28:12.845										
39	1	2:20.325 B	31.570	32.448	1:16.307	269.3	1:30:33.170										
6		ANS Motorsport					Ligier JS P320 - Nissan										
		1.Jonathan BROSSARD					LMP3										
		2.Nicolas SCHATZ															
1	2	5:59.206	4:42.193	36.088	40.925		5:59.206										




MLMC Collective Test Day

Portimao Round

Morning Test

Sector Analysis

Lap under Red Flag											Invalidated Lap	Personal Best	Session Best	B Crossing the pit lane	
Lap	D	Time	Sector 1	Sector 2	Sector 3	T. Spd	Elapsed	Lap	D	Time	Sector 1	Sector 2	Sector 3	T. Spd	Elapsed
9	2	1:51.224	36.979	36.099	38.146	234.3	22:17.747	22	2	1:53.620	B 32.532	32.221	48.867	272.0	1:18:33.888
10	2	1:52.969	B 31.725	34.384	46.860	260.2	24:10.716	23	2	3:51.007	2:37.913	35.290	37.804		1:22:24.895
11	2	5:31.099	4:19.793	32.988	38.318		29:41.815	24	2	1:42.740	33.206	32.466	37.068	268.0	1:24:07.635
12	2	1:41.734	32.002	32.450	37.282	261.5	31:23.549	25	2	1:43.428	32.440	33.224	37.764	268.7	1:25:51.063
13	2	1:43.297	32.426	33.900	36.971	264.1	33:06.846	26	2	1:41.429	32.235	32.285	36.909	268.7	1:27:32.492
14	2	1:40.117	31.440	31.825	36.852	262.8	34:46.963	27	2	1:44.274	31.371	33.131	39.772	270.0	1:29:16.766
15	2	1:46.320	B 31.413	31.841	43.066	264.7	36:33.283	8 GRAFF Racing Ligier JS P320 - Nissan							
16	1	12:05.226	...	35.096	40.265		48:38.509	1.George NAKAS LMP3							
17	1	1:46.029	33.667	34.209	38.153	259.0	50:24.538	2.Fraser ROSS							
18	1	1:44.060	32.741	33.270	38.049	258.4	52:08.598	1	2	5:02.800	3:43.866	37.004	41.930		5:02.800
19	1	1:55.020	32.734	33.335	48.951	259.6	54:03.618	2	2	1:47.153	34.271	34.226	38.656	252.9	6:49.953
20	1	1:52.869	B 34.453	33.363	45.053	259.6	55:56.487	3	2	1:44.981	33.170	33.713	38.098	255.9	8:34.934
21	1	3:26.566	2:04.426	37.928	44.212		59:23.053	4	2	2:27.429	B 32.413	37.954	1:17.062	260.2	11:02.363
22	1	1:47.582	34.874	34.253	38.455	256.5	1:01:10.635	5	2	4:25.943	3:12.923	33.306	39.714		15:28.306
23	1	1:45.473	34.002	33.390	38.081	241.6	1:02:56.108	6	2	1:44.199	32.259	34.147	37.793	260.2	17:12.505
24	1	1:43.065	32.460	32.776	37.829	262.8	1:04:39.173	7	2	1:43.549	32.727	33.051	37.771	261.5	18:56.054
25	1	1:43.030	32.581	32.743	37.706	264.1	1:06:22.203	8	2	1:42.711	32.293	32.657	37.761	262.1	20:38.765
26	1	1:43.769	32.142	33.011	38.616	264.1	1:08:05.972	9	2	1:43.887	32.062	33.186	38.639	262.8	22:22.652
27	1	1:49.448	B 32.882	32.787	43.779	265.4	1:09:55.420	10	2	1:54.580	B 33.837	34.790	45.953	259.0	24:17.232
28	1	4:00.627	2:44.374	35.542	40.711		1:13:56.047	11	2	7:08.059	5:53.614	34.183	49.262		31:25.291
29	1	1:47.430	32.688	35.198	39.544	264.7	1:15:43.477	12	2	1:44.348	32.322	33.687	38.339	260.2	33:09.639
30	1	1:43.402	32.468	33.033	37.901	264.1	1:17:26.879	13	2	1:41.976	32.023	32.627	37.326	262.1	34:51.615
31	1	1:42.679	32.141	32.822	37.716	266.0	1:19:09.558	14	2	1:44.888	32.029	32.733	40.126	264.1	36:36.503
32	1	1:43.216	32.203	32.630	38.383	264.7	1:20:52.774	15	2	1:41.366	31.745	32.503	37.118	262.1	38:17.869
33	1	1:42.806	32.257	32.796	37.753	266.0	1:22:35.580	16	2	3:13.325	B 54.999	1:02.209	1:16.117	235.8	41:31.194
34	1	1:42.694	32.670	32.485	37.539	268.0	1:24:18.274	17	1	7:04.925	5:43.225	36.978	44.722		48:36.119
35	1	1:41.742	31.912	32.524	37.306	266.7	1:26:00.016	18	1	1:53.968	35.406	38.498	40.064	243.2	50:30.087
36	1	1:45.332	32.192	34.833	38.307	266.7	1:27:45.348	19	1	1:49.463	34.974	34.873	39.616	246.0	52:19.550
37	1	2:14.462	B 33.508	34.468	1:06.486	270.0	1:29:59.810	20	1	1:52.791	35.965	35.877	40.949	255.3	54:12.341
7 Nielsen Racing Ligier JS P320 - Nissan															
1.Anthony WELLS LMP3															
2.Josh SKELTON															
1	1	25:26.243	...	36.862	42.110		25:26.243	21	1	1:53.418	35.351	36.355	41.712	257.1	56:05.759
2	1	1:47.374	33.920	34.169	39.285	248.8	27:13.617	22	1	1:51.285	34.572	36.212	40.501	218.6	57:57.044
3	1	1:44.082	32.867	33.460	37.755	262.8	28:57.699	23	1	1:49.956	34.056	35.684	40.216	257.1	59:47.000
4	1	1:54.845	B 32.383	33.391	49.071	264.7	30:52.544	24	1	1:49.262	33.670	34.395	41.197	257.1	1:01:36.262
5	1	8:28.808	B 6:42.020	34.224	1:12.564		39:21.352	25	1	1:50.170	36.118	34.421	39.631	246.0	1:03:26.432
6	1	7:49.280	6:35.737	33.698	39.845		47:10.632	26	1	1:47.808	33.733	34.442	39.633	258.4	1:05:14.240
7	1	1:45.566	32.486	32.670	40.410	261.5	48:56.198	27	1	2:06.684	33.139	34.396	59.149	259.0	1:07:20.924
8	1	1:42.677	32.196	32.694	37.787	262.8	50:38.875	28	1	1:49.333	33.179	34.156	41.998	259.0	1:09:10.257
9	1	1:45.034	33.359	33.209	38.466	267.3	52:23.909	29	1	1:49.914	33.919	35.805	40.190	250.0	1:11:00.171
10	1	1:43.387	32.240	32.970	38.177	266.7	54:07.296	30	1	2:25.428	B 33.353	35.363	1:16.712	260.2	1:13:25.599
11	1	1:43.140	31.941	32.572	38.627	268.0	55:50.436	31	1	4:40.151	3:24.827	34.762	40.562		1:18:05.750
12	1	1:43.019	32.958	32.427	37.634	263.4	57:33.455	32	1	1:50.700	35.575	35.142	39.983	259.0	1:19:56.450
13	1	1:44.735	32.984	33.292	38.459	266.7	59:18.190	33	1	1:48.017	33.525	34.641	39.851	260.2	1:21:44.467
14	1	1:41.825	32.149	32.317	37.359	264.7	1:01:00.015	34	1	1:49.335	33.759	35.048	40.528	259.0	1:23:33.802
15	1	1:41.683	31.982	32.462	37.239	266.7	1:02:41.698	35	1	1:48.810	33.752	34.482	40.576	259.0	1:25:22.612
16	1	1:52.739	B 31.892	32.762	48.085	268.0	1:04:34.437	36	1	1:48.834	33.648	34.232	40.954	260.2	1:27:11.446
17	2	5:15.808	4:04.832	33.395	37.581		1:09:50.245	37	1	1:48.771	33.611	34.191	40.969	255.9	1:29:00.217
18	2	1:42.815	32.379	32.963	37.473	268.0	1:11:33.060	38	1	2:59.426	B 39.668	1:00.365	1:19.393	247.1	1:31:59.643
19	2	1:42.190	31.792	32.523	37.875	269.3	1:13:15.250	9 Racing Spirit of Leman Ligier JS P320 - Nissan							
20	2	1:43.858	31.861	33.554	38.443	266.7	1:14:59.108	1.Christian GISY LMP3							
21	2	1:41.160	32.172	32.236	36.752	266.7	1:16:40.268	2.Ralf KELLENNERS							
								1	2	5:29.406	4:04.377	41.602	43.427		5:29.406
								2	2	1:55.682	38.757	36.855	40.070	202.6	7:25.088
								3	2	1:50.535	37.976	34.570	37.989	171.2	9:15.623




MLMC Collective Test Day

Portimao Round

Morning Test

Sector Analysis

Lap under Red Flag											Invalidated Lap	Personal Best	Session Best	B Crossing the pit lane	
Lap	D	Time	Sector 1	Sector 2	Sector 3	T. Spd	Elapsed	Lap	D	Time	Sector 1	Sector 2	Sector 3	T. Spd	Elapsed
32	2	4:42.694	3:32.304	32.922	37.468		1:20:51.030	1	2	6:20.431	4:53.934	42.101	44.396		6:20.431
33	2	1:44.367	32.997	32.710	38.660	267.3	1:22:35.397	2	2	2:00.291	40.311	38.239	41.741	209.7	8:20.722
34	2	1:43.327	33.345	32.779	37.203	246.6	1:24:18.724	3	2	2:30.612 B	36.504	36.795	1:17.313	218.6	10:51.334
35	2	1:48.677	32.254	38.553	37.870	269.3	1:26:07.401	4	2	4:43.507	3:28.330	36.124	39.053		15:34.841
36	2	1:40.960	31.819	32.405	36.736	268.0	1:27:48.361	5	2	1:47.303	34.286	34.659	38.358	255.3	17:22.144
37	2	2:25.667 B	34.140	36.031	1:15.496	271.4	1:30:14.028	6	2	1:45.278	33.241	34.289	37.748	257.8	19:07.422
<div style="display: flex; justify-content: space-between;"> <div style="border: 1px solid black; padding: 5px;"> 13 Inter Europol Competition 1. Ben STONE 2. Santiago CONCEPCIÓN S </div> <div style="text-align: right;"> Ligier JS P320 - Nissan LMP3 </div> </div>															
1	2	5:38.645	4:08.222	43.539	46.884		5:38.645	7	2	1:44.886	32.728	33.649	38.509	259.6	20:52.308
2	2	1:53.281	37.961	36.537	38.783	196.7	7:31.926	8	2	1:43.645	32.834	33.203	37.608	260.2	22:35.953
3	2	1:47.321	35.261	34.116	37.944	221.8	9:19.247	9	2	1:42.900	32.487	32.946	37.467	260.2	24:18.853
4	2	3:08.285 B	51.928	1:00.746	1:15.611	213.9	12:27.532	10	2	1:43.407	32.982	32.890	37.535	260.9	26:02.260
5	2	2:39.093	1:27.382	33.833	37.878		15:06.625	11	2	1:49.406 B	32.244	32.511	44.651	262.1	27:51.666
6	2	1:44.192	33.028	33.428	37.736	259.0	16:50.817	12	1	4:40.109	3:25.339	35.347	39.423		32:31.775
7	2	1:43.592	32.731	33.097	37.764	264.7	18:34.409	13	1	1:47.882	33.588	34.545	39.749	255.9	34:19.657
8	2	1:43.242	32.289	32.851	38.102	264.1	20:17.651	14	1	1:47.455	32.975	34.165	40.315	258.4	36:07.112
9	2	1:42.228	32.199	32.575	37.454	265.4	21:59.879	15	1	2:03.616	33.014	33.882	56.720	260.2	38:10.728
10	2	1:41.768	32.121	32.557	37.090	263.4	23:41.647	16	1	3:03.406 B	43.392	1:02.942	1:17.072	257.1	41:14.134
11	2	1:41.964	32.028	32.340	37.596	264.7	25:23.611	17	1	6:15.823	4:59.650	34.838	41.335		47:29.957
12	2	1:42.231	32.029	32.309	37.893	265.4	27:05.842	18	1	1:46.684	33.646	34.180	38.858	256.5	49:16.641
13	2	1:42.029	32.558	32.139	37.332	264.1	28:47.871	19	1	1:45.516	32.776	33.620	39.120	259.0	51:02.157
14	2	1:40.984	31.694	32.399	36.891	264.1	30:28.855	20	1	1:57.169 B	33.807	35.194	48.168	257.8	52:59.326
15	2	1:48.091 B	31.744	32.229	44.118	264.1	32:16.946	21	2	4:34.034	3:16.469	37.852	39.713		57:33.360
16	1	3:25.284	2:10.566	34.736	39.982		35:42.230	22	2	1:46.191	33.985	33.547	38.659	253.5	59:19.551
17	1	1:45.433	33.143	33.922	38.368	260.9	37:27.663	23	2	1:44.103	32.674	33.257	38.172	259.0	1:01:03.654
18	1	2:28.341 B	33.198	37.494	1:17.649	262.1	39:56.004	24	2	1:43.177	32.845	32.879	37.453	259.6	1:02:46.831
19	1	7:28.948	6:13.511	36.002	39.435		47:24.952	25	2	1:42.962	32.780	32.843	37.339	260.9	1:04:29.793
20	1	1:45.680	33.298	33.325	39.057	254.7	49:10.632	26	2	1:44.257	33.470	33.333	37.454	259.0	1:06:14.050
21	1	1:45.108	33.614	33.288	38.206	260.2	50:55.740	27	2	1:43.126	32.029	33.415	37.682	266.0	1:07:57.176
22	1	1:43.742	32.392	32.525	38.825	262.1	52:39.482	28	2	1:42.065	31.928	32.579	37.558	263.4	1:09:39.241
23	1	1:46.591	34.577	33.905	38.109	262.8	54:26.073	29	2	1:53.283 B	33.077	35.281	44.925	263.4	1:11:32.524
24	1	1:57.214 B	35.024	35.101	47.089	261.5	56:23.287	30	1	3:34.893	2:19.271	35.317	40.305		1:15:07.417
25	1	4:07.175	2:53.039	35.366	38.770		1:00:30.462	31	1	1:48.005	34.805	34.156	39.044	262.1	1:16:55.422
26	1	1:43.276	32.772	32.767	37.737	259.6	1:02:13.738	32	1	1:46.500	33.831	33.810	38.859	262.1	1:18:41.922
27	1	1:43.733	32.405	33.578	37.750	260.2	1:03:57.471	33	1	1:46.948	33.238	34.424	39.286	263.4	1:20:28.870
28	1	1:44.713	32.499	33.665	38.549	263.4	1:05:42.184	34	1	1:46.347	33.068	34.119	39.160	263.4	1:22:15.217
29	1	1:44.395	33.770	32.958	37.667	261.5	1:07:26.579	35	1	1:45.524	32.883	33.802	38.839	262.1	1:24:00.741
30	1	1:45.659	32.842	33.782	39.035	264.7	1:09:12.238	36	1	1:45.585	32.736	33.483	39.366	261.5	1:25:46.326
31	1	1:43.351	32.615	33.186	37.550	264.1	1:10:55.589	37	1	1:44.570	32.949	33.337	38.284	260.9	1:27:30.896
32	1	1:41.947	32.023	32.766	37.158	265.4	1:12:37.536	38	1	1:46.785	34.535	33.425	38.825	264.7	1:29:17.681
33	1	1:52.858 B	32.928	34.020	45.910	267.3	1:14:30.394	<div style="display: flex; justify-content: space-between;"> <div style="border: 1px solid black; padding: 5px;"> 15 Inter Europol Competition 1. Chris SHORT 2. Bryson MORRIS </div> <div style="text-align: right;"> Ligier JS P320 - Nissan LMP3 </div> </div>							
34	2	4:02.872	2:50.721	33.409	38.742		1:18:33.266	1	2	5:21.904	4:03.074	36.968	41.862		5:21.904
35	2	1:43.337	32.574	32.891	37.872	266.7	1:20:16.603	2	2	1:46.297	34.265	34.057	37.875	254.7	7:08.201
36	2	1:44.348	33.650	33.440	37.258	252.3	1:22:00.951	3	2	1:44.262	32.808	33.582	37.872	255.9	8:52.463
37	2	1:42.088	32.710	32.373	37.005	266.0	1:23:43.039	4	2	2:39.215 B	31.869	52.020	1:15.326	262.8	11:31.678
38	2	1:43.185	32.602	32.938	37.645	266.0	1:25:26.224	5	2	4:26.444	3:16.110	33.009	37.325		15:58.122
39	2	1:41.551	31.781	32.727	37.043	265.4	1:27:07.775	6	2	1:41.578	32.013	32.424	37.141	261.5	17:39.700
40	2	1:40.965	31.778	32.065	37.122	265.4	1:28:48.740	7	2	1:41.310	31.814	32.296	37.200	260.9	19:21.010
41	2	2:38.007 B	31.614	51.535	1:14.858	265.4	1:31:26.747	8	2	1:42.983	31.851	32.674	38.458	264.1	21:03.993
<div style="display: flex; justify-content: space-between;"> <div style="border: 1px solid black; padding: 5px;"> 14 Inter Europol Competition 1. Andres LATORRE CANON 2. Daniel ALI </div> <div style="text-align: right;"> Ligier JS P320 - Nissan LMP3 </div> </div>															
10	2	1:42.352	31.742	33.107	37.503	267.3	24:27.325	9	2	1:40.980	31.725	32.032	37.223	264.7	22:44.973
11	2	1:47.092 B	31.571	32.501	43.020	265.4	26:14.417	10	2	1:42.352	31.742	33.107	37.503	267.3	24:27.325
12	1	4:34.867	3:21.314	34.025	39.528		30:49.284	11	2	1:47.092 B	31.571	32.501	43.020	265.4	26:14.417



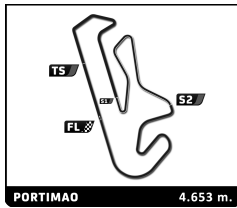
MLMC Collective Test Day

Portimao Round

Morning Test

Sector Analysis

Lap under Red Flag											Invalidated Lap	Personal Best	Session Best	B Crossing the pit lane	
Lap	D	Time	Sector 1	Sector 2	Sector 3	T. Spd	Elapsed	Lap	D	Time	Sector 1	Sector 2	Sector 3	T. Spd	Elapsed
13	1	1:46.211	34.150	33.700	38.361	258.4	32:35.495	26	2	1:41.022	31.624	32.188	37.210	266.0	1:15:05.814
14	1	1:45.826	32.644	34.500	38.682	260.9	34:21.321	27	2	1:49.129 B	31.581	32.886	44.662	268.7	1:16:54.943
15	1	1:44.898	32.025	33.112	38.761	261.5	36:06.219	28	1	3:44.741	2:33.028	33.849	37.864		1:20:39.684
16	1	1:41.958	32.101	32.658	37.199	263.4	37:48.177	29	1	1:43.833	32.931	33.547	37.355	266.7	1:22:23.517
17	1	2:39.102 B	32.275	49.299	1:16.528	264.7	40:27.279	30	1	2:13.848 B	56.567	33.218	44.063	265.4	1:24:37.365
18	1	8:18.875	7:04.919	33.154	40.802		48:46.154	31	1	3:07.820	1:54.458	34.743	38.619		1:27:45.185
19	1	1:43.826	32.762	33.162	37.902	257.1	50:29.980	32	1	2:21.870 B	34.811	36.897	1:10.162	264.1	1:30:07.055
20	1	1:43.871	32.459	32.872	38.540	257.1	52:13.851	17 IDEC Sport Ligier JS P320 - Nissan LMP3							
21	1	1:41.524	32.040	32.538	36.946	259.0	53:55.375	1. Patrice LAFARGUE							
22	1	2:14.377 B	51.820	35.770	46.787	260.2	56:09.752	2. Dino LUNARDI							
23	2	4:25.232	3:12.950	34.548	37.734		1:00:34.984	1	2	4:54.210	3:40.485	35.117	38.608		4:54.210
24	2	1:46.854	31.992	32.532	42.330	257.1	1:02:21.838	2	2	1:44.149	32.886	32.925	38.338	257.8	6:38.359
25	2	1:41.379	32.547	31.986	36.846	261.5	1:04:03.217	3	2	1:43.700	33.730	32.592	37.378	258.4	8:22.059
26	2	1:41.510	31.585	31.819	38.106	264.7	1:05:44.727	4	2	2:18.468 B	33.335	33.079	1:12.054	261.5	10:40.527
27	2	1:42.149	32.191	32.662	37.296	265.4	1:07:26.876	5	2	5:43.639	4:31.808	33.787	38.044		16:24.166
28	2	1:43.091	32.533	32.502	38.056	268.0	1:09:09.967	6	2	1:41.834	32.191	32.379	37.264	260.2	18:06.000
29	2	1:40.827	31.818	32.227	36.782	266.0	1:10:50.794	7	2	1:42.179	31.753	33.160	37.266	265.4	19:48.179
30	2	1:40.222	31.488	31.896	36.838	266.0	1:12:31.016	8	2	1:40.234	31.457	31.993	36.784	263.4	21:28.413
31	2	1:46.374 B	31.509	31.921	42.944	266.0	1:14:17.390	9	2	1:40.244	31.463	32.076	36.705	264.1	23:08.657
32	1	5:59.132	4:44.413	36.037	38.682		1:20:16.522	10	2	1:50.976 B	32.394	32.586	45.996	266.0	24:59.633
33	1	1:46.741	34.671	33.351	38.719	262.1	1:22:03.263	11	1	5:44.435	4:28.902	35.993	39.540		30:44.068
34	1	1:42.608	32.447	32.824	37.337	261.5	1:23:45.871	12	1	1:49.575	34.598	35.432	39.545	260.2	32:33.643
35	1	1:43.054	32.337	32.624	38.093	264.7	1:25:28.925	13	1	1:47.587	33.781	34.430	39.376	261.5	34:21.230
36	1	1:45.428	32.171	32.664	39.593	265.4	1:27:14.353	14	1	1:46.466	34.399	33.193	38.874	262.1	36:07.696
37	1	2:05.830	32.219	33.000	1:00.611	266.0	1:29:20.183	15	1	1:46.884	33.624	33.375	39.885	264.1	37:54.580
16 Team Virage Ligier JS P320 - Nissan LMP3							1. Julien GERBI								
							2. Gillian HENRION								
1	1	10:24.586 B	8:34.830	38.520	1:11.236		10:24.586	16	1	2:53.430 B	35.822	1:01.181	1:16.427	262.8	40:48.010
2	1	4:39.956	3:22.168	36.991	40.797		15:04.542	17	1	7:34.009	6:14.701	36.945	42.363		48:22.019
3	1	1:48.025	34.372	34.078	39.575	243.2	16:52.567	18	1	1:45.105	33.336	33.447	38.322	251.7	50:07.124
4	1	1:46.132	34.224	33.432	38.476	259.0	18:38.699	19	1	1:43.762	32.336	33.248	38.178	260.2	51:50.886
5	1	1:45.378	32.840	33.642	38.896	260.9	20:24.077	20	1	1:43.271	32.574	32.834	37.863	260.2	53:34.157
6	1	1:45.033	33.313	32.989	38.731	262.1	22:09.110	21	1	1:43.392	32.590	32.819	37.983	262.8	55:17.549
7	1	1:42.445	32.110	32.714	37.621	259.6	23:51.555	22	1	1:43.867	32.524	32.870	38.473	266.0	57:01.416
8	1	1:42.056	32.002	32.672	37.382	260.9	25:33.611	23	1	1:54.260 B	33.542	33.267	47.451	261.5	58:55.676
9	1	1:41.706	31.921	32.524	37.261	261.5	27:15.317	24	1	5:33.384	4:15.524	36.949	40.911		1:04:29.060
10	1	1:49.733 B	31.801	33.322	44.610	264.1	29:05.050	25	1	1:49.780	35.899	35.116	38.765	246.0	1:06:18.840
11	2	4:22.858	3:12.197	33.212	37.449		33:27.908	26	1	1:44.460	33.574	32.951	37.935	262.1	1:08:03.300
12	2	1:43.436	32.620	32.926	37.890	260.9	35:11.344	27	1	1:59.082	32.258	46.845	39.979	264.1	1:10:02.382
13	2	1:42.878	33.194	32.579	37.105	259.0	36:54.222	28	1	1:44.955	32.950	33.202	38.803	264.7	1:11:47.337
14	2	2:06.386 B	32.306	32.919	1:01.161	262.8	39:00.608	29	1	1:43.966	32.776	32.909	38.281	263.4	1:13:31.303
15	2	9:35.486	8:16.502	35.080	43.904		48:36.094	30	1	1:43.157	32.361	33.056	37.740	264.1	1:15:14.460
16	2	1:44.479	32.672	32.560	39.247	254.7	50:20.573	31	1	3:02.557 B	32.600	32.900	1:57.057	261.5	1:18:17.017
17	2	1:42.589	32.886	32.312	37.391	249.4	52:03.162	32	2	4:16.299	3:05.350	33.424	37.525		1:22:33.316
18	2	1:41.702	32.096	32.418	37.188	260.2	53:44.864	33	2	1:40.954	31.614	31.984	37.356	264.1	1:24:14.270
19	2	1:46.974	32.090	32.994	41.890	262.1	55:31.838	34	2	1:40.860	31.831	32.245	36.784	264.7	1:25:55.130
20	2	1:41.258	31.730	32.292	37.236	260.2	57:13.096	35	2	1:43.260	32.207	33.369	37.684	264.7	1:27:38.390
21	2	1:53.411 B	34.329	32.590	46.492	264.7	59:06.507	36	2	1:52.374 B	31.639	31.942	48.793	264.1	1:29:30.764
22	2	9:12.691	8:02.549	32.432	37.710		1:08:19.198	18 Team Parker Racing Porsche 911 GT3 R (992) GT3							
23	2	1:42.163	31.781	32.313	38.069	264.1	1:10:01.361	1. Nick JONES							
24	2	1:41.342	31.646	32.374	37.322	265.4	1:11:42.703	2. Scott MALVERN							
25	2	1:42.089	31.537	32.989	37.563	268.0	1:13:24.792	1	2	5:29.362	4:12.205	36.690	40.467		5:29.362
								2	2	1:46.720	34.305	33.713	38.702	248.3	7:16.082
								3	2	1:45.236	32.920	33.965	38.351	252.3	9:01.318
								4	2	2:50.476 B	33.642	55.280	1:21.554	255.9	11:51.794



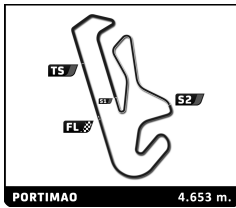
MLMC Collective Test Day

Portimao Round

Morning Test

Sector Analysis

Lap under Red Flag													Invalidated Lap	Personal Best	Session Best	B Crossing the pit lane
Lap	D	Time	Sector 1	Sector 2	Sector 3	T. Spd	Elapsed	Lap	D	Time	Sector 1	Sector 2	Sector 3	T. Spd	Elapsed	
5	2	4:20.712	3:08.733	33.267	38.712		16:12.506	21	1	1:48.826	34.061	34.390	40.375	251.2	56:05.409	
6	2	1:43.963	32.834	32.967	38.162	252.3	17:56.469	22	1	1:48.057	34.001	34.465	39.591	250.0	57:53.466	
7	2	1:43.703	32.757	32.995	37.951	255.9	19:40.172	23	1	1:49.147	35.006	34.292	39.849	225.9	59:42.613	
8	2	1:43.396	32.424	32.752	38.220	254.7	21:23.568	24	1	1:58.007 B	34.409	34.833	48.765	251.2	1:01:40.620	
9	2	1:43.553	32.540	32.981	38.032	257.1	23:07.121	25	1	3:51.129	2:24.556	42.834	43.739		1:05:31.749	
10	2	1:51.029 B	32.853	33.154	45.022	257.8	24:58.150	26	1	1:52.223	36.455	35.078	40.690	248.3	1:07:23.972	
11	1	5:09.115	3:54.292	34.753	40.070		30:07.265	27	1	1:51.135	36.007	35.061	40.067	251.2	1:09:15.107	
12	1	1:48.597	34.104	34.671	39.822	253.5	31:55.862	28	1	1:48.059	33.658	34.577	39.824	253.5	1:11:03.166	
13	1	1:50.195	34.079	35.703	40.413	254.1	33:46.057	29	1	1:48.352	33.721	34.776	39.855	252.3	1:12:51.518	
14	1	1:47.952	33.975	34.514	39.463	254.1	35:34.009	30	1	1:53.012	33.886	34.655	44.471	254.7	1:14:44.530	
15	1	1:47.790	33.952	34.461	39.377	254.7	37:21.799	31	1	1:47.388	33.800	34.044	39.544	252.3	1:16:31.918	
16	1	2:11.267 B	33.487	34.818	1:02.962	254.1	39:33.066	32	1	1:57.090 B	33.615	33.607	49.868	254.1	1:18:29.008	
17	1	9:13.205	7:56.192	34.584	42.429		48:46.271	33	1	2:40.116	1:25.230	35.231	39.655		1:21:09.124	
18	1	1:47.186	33.764	34.180	39.242	252.9	50:33.457	34	1	1:47.236	33.518	34.093	39.625	252.9	1:22:56.360	
19	1	1:46.838	33.282	34.006	39.550	252.9	52:20.295	35	1	1:47.643	33.430	33.943	40.270	250.6	1:24:44.003	
20	1	1:48.782	33.506	34.008	41.268	253.5	54:09.077	36	1	1:46.256	33.459	33.627	39.170	251.2	1:26:30.259	
21	1	1:47.115	33.967	33.670	39.478	254.1	55:56.192	37	1	3:49.740 B	33.373	33.619	2:42.748	252.9	1:30:19.999	
22	1	1:46.126	33.225	33.682	39.219	254.1	57:42.318	22 United Autosports 1. Gerald KRAUT 2. Scott ANDREWS Ligier JS P320 - Nissan LMP3								
23	1	2:01.185 B	35.999	34.123	51.063	254.1	59:43.503	1	2	6:02.207 B	4:38.568	37.504	46.135		6:02.207	
24	1	12:15.282	...	40.221	44.368		1:11:58.785	2	2	5:07.072 B	3:09.039	40.403	1:17.630		11:09.279	
25	1	1:52.602	38.272	34.755	39.575	219.1	1:13:51.387	3	2	4:41.349	3:29.665	33.400	38.284		15:50.628	
26	1	1:46.434	33.273	33.656	39.505	255.9	1:15:37.821	4	2	1:41.735	32.056	32.536	37.143	257.1	17:32.363	
27	1	1:46.040	33.362	33.656	39.022	255.9	1:17:23.861	5	2	1:42.008	32.477	32.460	37.071	259.6	19:14.371	
28	1	1:45.733	32.990	33.537	39.206	256.5	1:19:09.594	6	2	1:40.773	31.705	32.009	37.059	260.2	20:55.144	
29	1	1:45.661	33.137	33.388	39.136	256.5	1:20:55.255	7	2	1:45.486	33.274	32.688	39.524	261.5	22:40.630	
30	1	1:46.992	33.416	33.618	39.958	255.3	1:22:42.247	8	2	1:40.288	31.562	31.806	36.920	259.6	24:20.918	
31	1	1:47.002	33.814	33.741	39.447	254.7	1:24:29.249	9	2	1:44.927	31.796	32.479	40.652	262.1	26:05.845	
32	1	1:45.652	33.128	33.342	39.182	255.3	1:26:14.901	10	2	1:40.612	31.608	31.759	37.245	260.9	27:46.457	
33	1	1:46.292	33.111	33.584	39.597	255.9	1:28:01.193	11	2	1:40.589	31.513	31.850	37.226	259.6	29:27.046	
34	1	2:24.161 B	34.465	35.190	1:14.506	257.1	1:30:25.354	12	2	1:51.501 B	31.577	33.247	46.677	261.5	31:18.547	
19 Leipert Motorsport 1. Gabriele RINDONE 2. Patrick KUJALA Lamborghini Huracan GT3 EVO2 GT3																
1	2	5:50.284	4:32.834	36.685	40.765		5:50.284	13	2	4:55.343	3:42.173	34.031	39.139		36:13.890	
2	2	1:46.919	34.099	33.820	39.000	245.5	7:37.203	14	2	1:48.465	31.668	33.549	43.248	260.2	38:02.355	
3	2	1:45.871	33.197	33.583	39.091	255.3	9:23.074	15	2	2:50.948 B	33.280	1:01.874	1:15.794	260.9	40:53.303	
4	2	3:07.578 B	51.585	1:00.546	1:15.447	253.5	12:30.652	16	2	6:26.795	5:16.426	33.339	37.030		47:20.098	
5	2	3:36.362	2:23.958	33.807	38.597		16:07.014	17	2	1:45.951	31.393	31.809	42.749	257.1	49:06.049	
6	2	1:44.691	32.856	33.159	38.676	253.5	17:51.705	18	2	1:48.871	31.227	31.947	45.697	254.7	50:54.920	
7	2	1:44.708	32.770	33.535	38.403	254.7	19:36.413	19	2	1:42.417	31.429	32.077	38.911	259.0	52:37.337	
8	2	1:44.420	32.862	32.987	38.571	255.3	21:20.833	20	2	1:47.522 B	31.220	33.451	42.851	260.2	54:24.859	
9	2	1:44.484	32.742	33.167	38.575	255.3	23:05.317	21	1	5:46.739	4:22.067	40.087	44.585		1:00:11.598	
10	2	1:51.406 B	32.764	33.276	45.266	254.7	24:56.723	22	1	1:53.020	35.769	35.973	41.278	250.0	1:02:04.618	
11	2	3:12.122	2:00.226	33.308	38.588		28:08.845	23	1	1:49.189	34.506	34.775	39.908	249.4	1:03:53.807	
12	2	1:44.342	32.709	33.147	38.486	255.3	29:53.187	24	1	1:52.716	33.356	34.871	44.489	257.1	1:05:46.523	
13	2	1:51.409 B	32.729	33.939	44.741	255.9	31:44.596	25	1	1:50.210	33.529	36.849	39.832	257.8	1:07:36.733	
14	2	3:22.759	2:09.502	34.605	38.652		35:07.355	26	1	1:53.737	34.609	35.213	43.915	260.2	1:09:30.470	
15	2	1:44.181	32.699	33.019	38.463	255.3	36:51.536	27	1	2:46.987 B	39.199	47.179	1:20.609	240.0	1:12:17.457	
16	2	2:10.892 B	33.590	34.863	1:02.439	255.9	39:02.428	28	1	4:04.270	2:48.244	36.322	39.704		1:16:21.727	
17	1	9:43.798	8:25.183	35.507	43.108		48:46.226	29	1	1:50.502	34.035	35.519	40.948	250.0	1:18:12.229	
18	1	1:51.651	35.616	35.306	40.729	237.4	50:37.877	30	1	1:47.598	33.569	35.016	39.013	254.7	1:19:59.827	
19	1	1:49.705	34.710	34.839	40.156	250.6	52:27.582	31	1	1:46.461	32.840	34.515	39.106	260.9	1:21:46.288	
20	1	1:49.001	34.104	34.983	39.914	253.5	54:16.583	32	1	1:55.272	33.090	35.013	47.169	259.0	1:23:41.560	
								33	1	2:23.273 B	38.304	38.305	1:06.664	246.6	1:26:04.833	




MLMC Collective Test Day

Portimao Round

Morning Test

Sector Analysis

Lap under Red Flag											Invalidated Lap	Personal Best	Session Best	B Crossing the pit lane	
Lap	D	Time	Sector 1	Sector 2	Sector 3	T. Spd	Elapsed	Lap	D	Time	Sector 1	Sector 2	Sector 3	T. Spd	Elapsed
34	2	5:12.788B	3:07.105	50.462	1:15.221		1:31:17.621	13	1	7:14.743	5:49.641	38.493	46.609		1:10:20.031
23 United Autosports Ligier JS P320 - Nissan LMP3 1. John SCHAUERMAN 2. Wayne BOYD															
1	2	8:12.063	6:59.783	34.202	38.078		8:12.063	14	1	1:59.973	36.782	37.746	45.445	237.4	1:12:20.004
2	2	2:13.347B	32.170	33.442	1:07.735	254.7	10:25.410	15	1	1:59.646	37.051	38.692	43.903	251.2	1:14:19.650
3	2	4:29.395	3:18.767	33.526	37.102		14:54.805	16	1	1:57.816	37.077	38.617	42.122	252.3	1:16:17.466
4	2	1:41.963	32.228	32.823	36.912	260.9	16:36.768	17	1	1:54.720	35.034	37.015	42.671	245.5	1:18:12.186
5	2	1:40.615	31.852	31.867	36.896	260.9	18:17.383	18	1	1:55.301	37.431	36.485	41.385	191.8	1:20:07.487
6	2	1:40.564	31.927	32.018	36.619	259.0	19:57.947	19	1	1:52.244	35.381	35.935	40.928	253.5	1:21:59.731
7	2	1:40.137	31.493	31.861	36.783	259.6	21:38.084	20	1	1:54.940	36.484	37.302	41.154	252.9	1:23:54.671
8	2	1:39.776	31.474	31.829	36.473	260.2	23:17.860	21	1	1:54.622	35.263	35.628	43.731	234.8	1:25:49.293
9	2	1:45.988B	31.359	31.900	42.729	262.1	25:03.848	22	1	1:54.070	34.588	35.420	44.062	253.5	1:27:43.363
10	2	4:29.796	3:17.133	34.636	38.027		29:33.644	23	1	2:05.653B	34.300	35.097	56.256	254.7	1:29:49.016
11	2	1:42.567	32.281	33.090	37.196	258.4	31:16.211	25 360 Racing Ligier JS P320 - Nissan LMP3 1. Mark RICHARDS 2. Belen GARCIA							
12	2	1:39.760	31.466	31.855	36.439	260.2	32:55.971	1	2	5:17.182	3:54.131	40.916	42.135		5:17.182
13	2	1:39.588	31.449	31.713	36.426	261.5	34:35.559	2	2	1:55.659B	34.996	34.068	46.595	251.7	7:12.841
14	2	1:50.004	31.307	33.210	45.487	262.1	36:25.563	3	2	7:39.251	6:27.026	33.915	38.310		14:52.092
15	2	1:39.471	31.304	31.745	36.422	263.4	38:05.034	4	2	1:42.670	32.307	32.341	38.022	259.0	16:34.762
16	2	3:02.193B	46.471	1:00.481	1:15.241	262.1	41:07.227	5	2	1:42.217	32.118	32.576	37.523	257.8	18:16.979
17	1	9:28.944	8:09.832	39.603	39.509		50:36.171	6	2	1:42.609	32.749	32.358	37.502	261.5	19:59.588
18	1	1:48.699	34.737	34.456	39.506	255.9	52:24.870	7	2	1:41.306	31.778	32.091	37.437	263.4	21:40.894
19	1	1:46.047	33.585	34.083	38.379	257.8	54:10.917	8	2	1:41.534	31.737	32.578	37.219	262.1	23:22.428
20	1	1:45.701	34.094	33.691	37.916	258.4	55:56.618	9	2	1:40.607	31.555	32.115	36.937	262.8	25:03.035
21	1	1:45.758	33.805	34.097	37.856	259.0	57:42.376	10	2	1:41.279	31.501	32.538	37.240	264.7	26:44.314
22	1	1:44.467	33.815	33.139	37.513	255.9	59:26.843	11	2	1:49.582B	31.648	32.861	45.073	264.1	28:33.896
23	1	1:44.022	32.712	33.106	38.204	260.2	1:01:10.865	12	1	4:03.431	2:49.638	34.610	39.183		32:37.327
24	1	1:43.218	32.332	32.881	38.005	259.6	1:02:54.083	13	1	1:46.637	33.595	34.038	39.004	259.0	34:23.964
25	1	1:43.329	32.578	33.115	37.636	257.8	1:04:37.412	14	1	1:45.707	33.427	33.005	39.275	260.9	36:09.671
26	1	1:42.557	32.425	32.777	37.355	260.9	1:06:19.969	15	1	1:45.378	33.012	33.212	39.154	262.8	37:55.049
27	1	1:52.848B	33.208	33.514	46.126	261.5	1:08:12.817	16	1	2:54.859B	36.182	1:01.678	1:16.999	263.4	40:49.908
28	1	4:08.974	2:57.276	33.545	38.153		1:12:21.791	17	1	7:34.368	6:16.956	34.772	42.640		48:24.276
29	1	1:45.394	33.743	33.763	37.888	264.1	1:14:07.185	18	1	1:44.370	32.846	32.913	38.611	258.4	50:08.646
30	1	1:46.500	32.847	34.672	38.981	262.1	1:15:53.685	19	1	1:43.869	32.278	33.135	38.456	261.5	51:52.515
31	1	1:42.723	32.333	32.858	37.532	260.2	1:17:36.408	20	1	1:44.018	32.635	32.745	38.638	259.6	53:36.533
32	1	1:42.450	32.346	32.561	37.543	265.4	1:19:18.858	21	1	1:44.195	32.358	32.754	39.083	264.1	55:20.728
33	1	2:01.579	34.927	40.614	46.038	262.1	1:21:20.437	22	1	1:44.175	32.688	33.074	38.413	259.6	57:04.903
34	1	1:53.553B	32.462	33.790	47.301	260.9	1:23:13.990	23	1	1:44.526	32.443	32.792	39.291	262.8	58:49.429
24 Leipert Motorsport Lamborghini Huracan GT3 Evo GT3 1. Gregg GORSKI 2. Brendon LEITCH															
1	1	6:06.346B	4:35.679	38.368	52.299		6:06.346	24	1	1:42.916	32.263	32.443	38.210	259.6	1:00:32.345
2	1	4:53.480B	2:53.896	41.874	1:17.710		10:59.826	25	1	1:43.170	32.140	32.545	38.485	262.1	1:02:15.515
3	1	29:56.678B					40:56.504	26	1	1:42.707	32.150	32.739	37.818	260.2	1:03:58.222
4	2	7:59.760	6:39.257	35.462	45.041		48:56.264	27	1	1:44.259	32.301	33.372	38.586	266.7	1:05:42.481
5	2	1:47.232	34.112	34.016	39.104	250.6	50:43.496	28	1	1:54.714B	34.489	33.335	46.890	266.0	1:07:37.195
6	2	1:45.433	33.221	33.497	38.715	254.1	52:28.929	29	2	4:22.814	3:07.101	36.190	39.523		1:12:00.009
7	2	1:45.162	33.020	33.382	38.760	255.9	54:14.091	30	2	1:44.548	33.396	33.601	37.551	259.0	1:13:44.557
8	2	1:45.618	33.426	33.547	38.645	255.9	55:59.709	31	2	1:41.874	32.405	32.441	37.028	264.1	1:15:26.431
9	2	1:45.168	32.946	33.685	38.537	255.9	57:44.877	32	2	1:40.466	31.672	32.045	36.749	266.0	1:17:06.897
10	2	1:44.701	32.901	33.342	38.458	257.1	59:29.578	33	2	1:40.882	31.536	31.909	37.437	266.7	1:18:47.779
11	2	1:44.384	32.922	33.081	38.381	255.9	1:01:13.962	34	2	1:41.486	31.678	32.251	37.557	267.3	1:20:29.265
12	2	1:51.326B	32.687	33.475	45.164	257.8	1:03:05.288	35	2	1:43.523	32.764	32.537	38.222	269.3	1:22:12.788
								36	2	1:41.954	31.878	32.221	37.855	266.7	1:23:54.742
								37	2	1:43.172	31.805	33.674	37.693	262.1	1:25:37.914
								38	2	1:41.124	31.520	32.319	37.285	266.7	1:27:19.038
								39	2	1:50.676B	31.834	32.264	46.578	272.7	1:29:09.714




MLMC Collective Test Day

Portimao Round

Morning Test

Sector Analysis

Lap under Red Flag											Invalidated Lap	Personal Best	Session Best	B Crossing the pit lane		
Lap	D	Time	Sector 1	Sector 2	Sector 3	T. Spd	Elapsed	Lap	D	Time	Sector 1	Sector 2	Sector 3	T. Spd	Elapsed	
26		360 Racing					Ligier JS P320 - Nissan									
		1.Terrence WOODWARD					LMP3									
		2.Tommy FOSTER														
1	2	5:16.934	B 3:50.323	37.083	49.528		5:16.934	10	1	1:52.946	33.628	38.459	40.859	255.9	26:50.031	
2	2	3:42.427	2:28.508	35.660	38.259		8:59.361	11	1	1:49.177	34.213	34.361	40.603	255.3	28:39.208	
3	2	2:45.500	B 32.574	55.932	1:16.994	261.5	11:44.861	12	1	1:57.512	34.296	34.587	48.629	255.9	30:36.720	
4	2	3:13.944	2:03.288	33.439	37.217		14:58.805	13	2	4:21.391	3:08.294	34.328	38.769		34:58.111	
5	2	1:41.587	31.918	32.484	37.185	262.1	16:40.392	14	2	1:48.020	33.180	33.334	41.506	260.9	36:46.131	
6	2	1:43.726	32.393	33.167	38.166	265.4	18:24.118	15	2	1:55.637	32.834	33.385	49.418	264.1	38:41.768	
7	2	1:41.798	32.616	32.259	36.923	264.7	20:05.916	16	2	9:12.412	7:59.621	34.254	38.537		47:54.180	
8	2	1:40.880	31.769	31.954	37.157	265.4	21:46.796	17	2	1:45.270	32.620	33.622	39.028	260.2	49:39.450	
9	2	1:41.361	31.714	32.813	36.834	268.7	23:28.157	18	2	1:44.313	32.760	33.686	37.867	260.2	51:23.763	
10	2	1:41.200	32.223	32.076	36.901	266.7	25:09.357	19	2	1:43.414	32.376	33.287	37.751	262.1	53:07.177	
11	2	1:41.111	31.628	32.662	36.821	265.4	26:50.468	20	2	1:44.709	33.404	33.547	37.758		54:51.886	
12	2	1:48.235	B 31.797	32.142	44.296	268.0	28:38.703	21	2	1:43.164	32.186	33.133	37.845	263.4	56:35.050	
13	1	6:24.461	5:11.582	34.418	38.461		35:03.164	22	2	1:43.994	32.136	33.955	37.903	264.7	58:19.044	
14	1	1:46.998	32.853	34.831	39.314	264.7	36:50.162	23	2	1:44.000	32.577	33.405	38.018	264.7	1:00:03.044	
15	1	2:15.942	B 33.447	35.444	1:07.051	262.8	39:06.104	24	2	1:52.888	B 32.095	33.002	47.791	264.1	1:01:55.932	
16	1	8:31.187	7:15.064	34.404	41.719		47:37.291	25	1	4:14.370	2:59.869	34.353	40.148		1:06:10.302	
17	1	1:42.972	32.460	32.979	37.533	261.5	49:20.263	26	1	1:50.488	34.263	36.147	40.078	257.1	1:08:00.790	
18	1	1:42.981	32.174	32.951	37.856	264.1	51:03.244	27	1	1:47.727	33.563	34.191	39.973	260.9	1:09:48.517	
19	1	1:46.673	33.163	34.739	38.771	266.0	52:49.917	28	1	1:49.317	33.738	35.752	39.827	254.1	1:11:37.834	
20	1	1:42.599	32.633	32.645	37.321	262.1	54:32.516	29	1	1:49.852	33.303	35.751	40.798	261.5	1:13:27.686	
21	1	1:42.480	32.159	32.577	37.744	265.4	56:14.996	30	1	2:36.546	32.826	1:20.207	43.513	262.8	1:16:04.232	
22	1	1:55.930	B 33.393	33.621	48.916	264.7	58:10.926	31	1	2:03.550	B 33.387	35.124	55.039	259.0	1:18:07.782	
23	1	4:50.757	3:30.496	42.143	38.118		1:03:01.683	32	2	4:30.729	3:14.360	34.472	41.897		1:22:38.511	
24	1	1:42.712	32.464	33.111	37.137	262.8	1:04:44.395	33	2	1:42.960	32.491	32.893	37.576	264.1	1:24:21.471	
25	1	1:42.018	32.171	32.544	37.303	263.4	1:06:26.413	34	2	1:43.019	31.775	33.269	37.975	264.7	1:26:04.490	
26	1	1:41.974	31.925	32.897	37.152	266.0	1:08:08.387	35	2	1:42.541	32.170	32.796	37.575	265.4	1:27:47.031	
27	1	1:43.004	33.020	32.781	37.203	266.0	1:09:51.391	36	2	2:15.925	B 33.068	33.797	1:09.060	269.3	1:30:02.956	
28	1	1:43.498	32.095	33.834	37.569	268.7	1:11:34.889									
29	1	1:41.506	32.042	32.529	36.935	267.3	1:13:16.395									
30	1	1:49.341	B 32.219	33.229	43.893	270.0	1:15:05.736									
31	2	3:21.310	2:11.546	32.483	37.281		1:18:27.046									
32	2	1:41.560	32.154	32.203	37.203	266.0	1:20:08.606									
33	2	1:40.518	32.026	31.920	36.572	267.3	1:21:49.124									
34	2	1:41.979	32.335	32.561	37.083	268.0	1:23:31.103									
35	2	1:39.979	31.352	31.880	36.747	265.4	1:25:11.082									
36	2	1:42.850	31.454	32.591	38.805	265.4	1:26:53.932									
37	2	1:40.239	31.489	32.225	36.525	266.7	1:28:34.171									
38	2	2:28.508	B 32.840	39.675	1:15.993	268.0	1:31:02.679									
27		24-7 Motorsport					Ligier JS P320 - Nissan									
		1.Andrew FERGUSON					LMP3									
		2.Louis HAMILTON SMITH														
1	1	6:16.262	4:52.245	40.507	43.510		6:16.262	10	1	1:52.946	33.628	38.459	40.859	255.9	26:50.031	
2	1	1:52.311	36.377	35.273	40.661	244.9	8:08.573	11	1	1:49.177	34.213	34.361	40.603	255.3	28:39.208	
3	1	2:20.580	B 34.323	36.088	1:10.169	253.5	10:29.153	12	1	1:57.512	34.296	34.587	48.629	255.9	30:36.720	
4	1	5:05.097	3:48.723	35.639	40.735		15:34.250	13	2	4:21.391	3:08.294	34.328	38.769		34:58.111	
5	1	1:55.792	34.840	37.449	43.503	253.5	17:30.042	14	2	1:48.020	33.180	33.334	41.506	260.9	36:46.131	
6	1	1:55.181	37.881	35.094	42.206	252.3	19:25.223	15	2	1:55.637	32.834	33.385	49.418	264.1	38:41.768	
7	1	1:50.335	34.049	34.854	41.432	252.3	21:15.558	16	2	9:12.412	7:59.621	34.254	38.537		47:54.180	
8	1	1:49.752	33.889	35.084	40.779	254.7	23:05.310	17	2	1:45.270	32.620	33.622	39.028	260.2	49:39.450	
9	1	1:51.775	37.171	34.231	40.373	240.5	24:57.085	18	2	1:44.313	32.760	33.686	37.867	260.2	51:23.763	
							19	2	1:43.414	32.376	33.287	37.751	262.1	53:07.177		
							20	2	1:44.709	33.404	33.547	37.758		54:51.886		
							21	2	1:43.164	32.186	33.133	37.845	263.4	56:35.050		
							22	2	1:43.994	32.136	33.955	37.903	264.7	58:19.044		
							23	2	1:44.000	32.577	33.405	38.018	264.7	1:00:03.044		
							24	2	1:52.888	B 32.095	33.002	47.791	264.1	1:01:55.932		
							25	1	4:14.370	2:59.869	34.353	40.148		1:06:10.302		
							26	1	1:50.488	34.263	36.147	40.078	257.1	1:08:00.790		
							27	1	1:47.727	33.563	34.191	39.973	260.9	1:09:48.517		
							28	1	1:49.317	33.738	35.752	39.827	254.1	1:11:37.834		
							29	1	1:49.852	33.303	35.751	40.798	261.5	1:13:27.686		
							30	1	2:36.546	32.826	1:20.207	43.513	262.8	1:16:04.232		
							31	1	2:03.550	B 33.387	35.124	55.039	259.0	1:18:07.782		
							32	2	4:30.729	3:14.360	34.472	41.897		1:22:38.511		
							33	2	1:42.960	32.491	32.893	37.576	264.1	1:24:21.471		
							34	2	1:43.019	31.775	33.269	37.975	264.7	1:26:04.490		
							35	2	1:42.541	32.170	32.796	37.575	265.4	1:27:47.031		
							36	2	2:15.925	B 33.068	33.797	1:09.060	269.3	1:30:02.956		
28		MV2S Racing					Ligier JS P320 - Nissan									
		1.Christophe CRESP					LMP3									
		2.Jérôme DE SADELEER														
1	2	5:26.661	4:06.391	38.839	41.431		5:26.661	10	1	1:52.946	33.628	38.459	40.859	255.9	26:50.031	
2	2	1:46.542	34.488	33.567	38.487	219.1	7:13.203	11	1	1:49.177	34.213	34.361	40.603	255.3	28:39.208	
3	2	1:46.729	33.798	34.473	38.458	262.1	8:59.932	12	1	1:57.512	34.296	34.587	48.629	255.9	30:36.720	
4	2	2:47.105	B 33.545	55.089	1:18.471	262.1	11:47.037	13	2	4:21.391	3:08.294	34.328	38.769		34:58.111	
5	2	3:33.981	2:22.116	33.530	38.335		15:21.018	14	2	1:48.020	33.180	33.334	41.506	260.9	36:46.131	
6	2	1:45.018	32.054	33.018	39.946	260.2	17:06.036	15	2	1:55.637	32.834	33.385	49.418	264.1	38:41.768	
7	2	1:42.486	32.456	32.760	37.270	260.9										



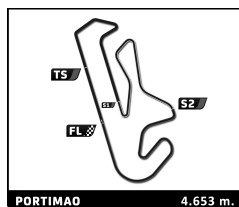
MLMC Collective Test Day

Portimao Round

Morning Test

Sector Analysis

Lap under Red Flag												Invalidated Lap		Personal Best		Session Best		B Crossing the pit lane	
Lap	D	Time	Sector 1	Sector 2	Sector 3	T. Spd	Elapsed	Lap	D	Time	Sector 1	Sector 2	Sector 3	T. Spd	Elapsed				
24	2	1:41.357	31.598	32.504	37.255	265.4	1:21:10.465	7	2	1:45.774	33.083	33.551	39.140	260.9	20:23.658				
25	2	1:41.599	32.049	32.642	36.908	266.0	1:22:52.064	8	2	1:50.019	35.556	35.921	38.542	262.1	22:13.677				
26	2	1:53.471	33.586	32.617	47.268	264.7	1:24:45.535	9	2	1:51.005	B	32.589	33.668	44.748	260.9	24:04.682			
27	2	1:42.404	31.866	32.312	38.226	266.0	1:26:27.939	10	1	3:51.465	2:37.213	34.543	39.709		27:56.147				
28	2	1:42.103	31.674	32.486	37.943	265.4	1:28:10.042	11	1	1:45.564	33.377	33.732	38.455	259.0	29:41.711				
29	2	2:19.812	B	31.808	32.059	1:15.945	265.4	1:30:29.854	12	1	1:45.356	33.935	33.059	38.362	232.8	31:27.067			
29 MY2S Racing Ligier JS P320 - Nissan 1.Philippe CIMADOMO LMP3 2.Emilien CARDE																			
1	2	6:38.364	5:16.005	39.899	42.460		6:38.364	13	1	1:45.576	32.698	33.667	39.211	260.9	33:12.643				
2	2	1:50.084	36.229	35.551	38.304	237.4	8:28.448	14	1	1:46.218	34.107	34.013	38.098	261.5	34:58.861				
3	2	2:24.034	B	33.128	35.100	1:15.806	259.0	10:52.482	15	1	1:45.831	32.850	34.036	38.945	262.1	36:44.692			
4	2	4:06.514	2:54.471	33.561	38.482		14:58.996	16	1	1:43.754	32.654	33.113	37.987	262.1	38:28.446				
5	2	1:44.026	33.348	32.910	37.768	257.8	16:43.022	17	1	3:07.060	B	1:09.812	43.256	1:13.992	73.8	41:35.506			
6	2	1:44.622	32.497	34.087	38.038	263.4	18:27.644	18	2	6:46.511	5:26.593	36.785	43.133		48:22.017				
7	2	1:46.071	32.756	32.988	40.327	264.1	20:13.715	19	2	1:49.684	35.428	35.014	39.242	231.3	50:11.701				
8	2	1:47.426	B	32.670	32.540	42.216	260.2	22:01.141	20	2	1:47.056	33.276	34.322	39.458	254.1	51:58.757			
9	1	7:29.272	6:13.216	36.688	39.368		29:30.413	21	2	1:45.387	33.070	33.850	38.467	256.5	53:44.144				
10	1	1:47.838	34.000	35.297	38.541	259.0	31:18.251	22	2	1:43.911	32.272	33.289	38.350	260.2	55:28.055				
11	1	1:54.044	37.089	35.806	41.149	262.8	33:12.295	23	2	1:44.537	32.649	33.454	38.434	261.5	57:12.592				
12	1	1:49.110	34.215	35.531	39.364	260.9	35:01.405	24	2	1:47.406	35.334	33.722	38.350	261.5	58:59.998				
13	1	1:47.973	33.206	34.842	39.925	260.9	36:49.378	25	2	1:51.024	B	32.501	33.562	44.961	260.9	1:00:51.022			
14	1	2:08.434	B	33.794	34.907	59.733	262.8	38:57.812	26	2	3:11.714	1:53.645	37.614	40.455		1:04:02.736			
15	1	8:33.502	7:18.571	35.656	39.275		47:31.314	27	2	1:47.338	34.322	34.320	38.696	229.8	1:05:50.074				
16	1	1:46.002	33.256	34.110	38.636	258.4	49:17.316	28	2	1:56.181	33.067	40.706	42.408	260.9	1:07:46.255				
17	1	1:44.927	32.815	33.705	38.407	259.6	51:02.243	29	2	1:42.781	32.273	32.883	37.625	262.8	1:09:29.036				
18	1	1:45.016	33.023	33.913	38.080	262.1	52:47.259	30	2	1:42.441	32.025	32.697	37.719	264.7	1:11:11.477				
19	1	1:55.273	42.000	34.801	38.472	261.5	54:42.532	31	2	1:41.963	31.799	32.627	37.537	266.7	1:12:53.440				
20	1	1:47.680	33.728	34.889	39.063	262.8	56:30.212	32	2	1:46.121	32.788	34.446	38.887	266.0	1:14:39.561				
21	1	1:59.020	B	35.924	34.341	48.755	264.7	58:29.232	33	2	1:42.159	31.957	32.749	37.453	266.7	1:16:21.720			
22	2	6:04.342	4:51.776	34.464	38.102		1:04:33.574	34	2	1:45.274	32.229	33.966	39.079	268.0	1:18:06.994				
23	2	1:43.202	32.530	33.241	37.431	259.6	1:06:16.776	35	2	1:42.769	32.522	32.802	37.445	266.0	1:19:49.763				
24	2	1:41.955	32.222	32.584	37.149	262.1	1:07:58.731	36	2	1:41.775	31.908	32.616	37.251	266.7	1:21:31.538				
25	2	1:41.114	31.922	32.348	36.844	264.1	1:09:39.845	37	2	1:49.307	B	32.120	32.844	44.343	266.0	1:23:20.845			
26	2	1:42.493	31.915	33.831	36.747	266.7	1:11:22.338	38	1	3:35.205	2:20.394	33.340	41.471		1:26:56.050				
27	2	1:40.618	31.923	32.135	36.560	265.4	1:13:02.956	39	1	1:42.824	32.215	32.727	37.882	263.4	1:28:38.874				
28	2	1:49.000	B	31.671	32.466	44.863	265.4	1:14:51.956	40	1	2:44.003	B	32.509	51.417	1:19.077	264.1	1:31:22.877		
42 Steller Motorsport Audi R8 LMS 1.Sylvain GUINTOLI GT3 2.Sennan FIELDING																			
1	2	5:54.050	4:30.317	40.788	42.945		5:54.050	1	2	2:05.842	B	38.042	37.094	50.706	212.2	7:59.892			
2	2	2:05.842	B	38.042	37.094	50.706	212.2	7:59.892	3	2	4:41.010	B	2:21.126	1:00.276	1:19.608	12:40.902			
3	2	4:41.010	B	2:21.126	1:00.276	1:19.608	12:40.902	4	2	2:42.590	1:25.521	35.263	41.806		15:23.492				
4	2	2:42.590	1:25.521	35.263	41.806		15:23.492	5	2	1:48.184	34.101	34.229	39.854	251.2	17:11.676				
5	2	1:48.184	34.101	34.229	39.854	251.2	17:11.676	6	2	1:47.592	34.164	34.027	39.401	254.1	18:59.268				
6	2	1:47.592	34.164	34.027	39.401	254.1	18:59.268	7	2	1:46.423	33.332	33.892	39.199	256.5	20:45.691				
7	2	1:46.423	33.332	33.892	39.199	256.5	20:45.691	8	2	1:45.171	32.855	33.244	39.072	257.1	22:30.862				
8	2	1:45.171	32.855	33.244	39.072	257.1	22:30.862	9	2	1:53.141	B	32.913	33.745	46.483	257.8	24:24.003			
9	2	1:53.141	B	32.913	33.745	46.483	257.8	24:24.003	10	2	27:26.328	B				51:50.331			
10	2	27:26.328	B				51:50.331	11	2	5:55.970	4:36.753	38.230	40.987		57:46.301				
11	2	5:55.970	4:36.753	38.230	40.987		57:46.301	12	2	1:46.642	33.678	33.702	39.262	251.2	59:32.943				
12	2	1:46.642	33.678	33.702	39.262	251.2	59:32.943	13	2	1:45.125	32.884	33.499	38.742	254.1	1:01:18.068				
13	2	1:45.125	32.884	33.499	38.742	254.1	1:01:18.068	14	2	1:45.388	32.720	33.583	39.085	257.1	1:03:03.456				
14	2	1:45.388	32.720	33.583	39.085	257.1	1:03:03.456	15	2	1:52.337	B	32.725	33.302	46.310	257.8	1:04:55.793			
15	2	1:52.337	B	32.725	33.302	46.310	257.8	1:04:55.793											



MLMC Collective Test Day

Portimao Round

Morning Test


PORTIMAO 4.653 m.

Sector Analysis

Lap under Red Flag Invalidated Lap ■ Personal Best ■ Session Best **B** Crossing the pit lane

Lap	D	Time	Sector 1	Sector 2	Sector 3	T. Spd	Elapsed	Lap	D	Time	Sector 1	Sector 2	Sector 3	T. Spd	Elapsed
48 Murphy Prototypes <small>Duqueine M30 - D08 - Nissan</small>								11 2 1:52.002 B 32.846 34.558 44.598 260.2 27:32.986							
1.Torsten KRATZ <small>LMP3</small>								12 2 19:54.847 ... 34.720 38.770 47:27.833							
2.Enzo ELIAS								13 2 1:44.807 32.042 33.502 38.263 255.9 49:12.640							
1	3	5:45.257	4:23.520	38.715	43.022		5:45.257	14	2	1:51.487 B 32.899 34.337 44.251 259.6 51:04.127					
2	3	1:50.625	35.850	35.844	38.931	248.8	7:35.882	15	2	7:21.741 6:07.880 34.988 38.873 58:25.868					
3	3	1:48.166	33.613	34.058	40.495	261.5	9:24.048	16	2	1:45.046 32.987 33.328 38.731 257.1 1:00:10.914					
4	3	3:10.523 B	51.770	1:00.840	1:17.913	220.9	12:34.571	17	2	1:44.297 32.802 33.293 38.202 256.5 1:01:55.211					
5	3	3:46.758	2:34.232	34.344	38.182		16:21.329	18	2	1:44.558 32.962 33.472 38.124 257.8 1:03:39.769					
6	3	1:43.607 32.503	33.160	37.944	262.8		18:04.936	19	2	1:43.880 32.463 33.372 38.045 260.2 1:05:23.649					
7	3	1:44.129 32.367	33.318	38.444	265.4		19:49.065	20	2	1:44.538 32.908 33.374 38.256 261.5 1:07:08.187					
8	3	1:42.678	32.098	33.039	37.541	266.0	21:31.743	21	2	1:43.468 32.427 33.015 38.026 261.5 1:08:51.655					
9	3	1:43.534	32.533	33.310	37.691	265.4	23:15.277	22	2	1:51.192 B 32.724 33.763 44.705 260.9 1:10:42.847					
10	3	1:43.508	32.089	33.019	38.400	265.4	24:58.785	23	1	4:05.733 2:48.610 35.202 41.921 1:14:48.580					
11	3	1:51.331 B	32.467	33.139	45.725	269.3	26:50.116	24	1	1:50.766 34.767 34.831 41.168 259.6 1:16:39.346					
12	2	5:19.107	4:06.311	34.419	38.377		32:09.223	25	1	1:47.757 32.641 34.603 39.513 260.2 1:18:27.103					
13	2	1:46.485	32.419	34.953	39.113	261.5	33:55.708	26	1	1:49.365 34.545 35.531 39.289 260.2 1:20:16.468					
14	2	1:43.680 32.201	33.143	38.336	266.0		35:39.388	27	1	1:46.873 33.305 34.354 39.214 260.9 1:22:03.341					
15	2	1:53.727 32.209	42.254	39.264 269.3	37:33.115			28	1	1:48.753 34.044 34.661 40.048 259.6 1:23:52.094					
16	2	2:29.472 B	31.953	35.480	1:22.039	268.7	40:02.587	29	1	1:49.854 33.804 35.977 40.073 257.1 1:25:41.948					
17	2	7:39.833	6:27.482	33.943	38.408		47:42.420	30	1	1:47.225 33.352 34.671 39.202 259.6 1:27:29.173					
18	2	1:43.445	32.329	33.246	37.870	263.4	49:25.865	31	1	1:47.689 33.468 33.984 40.237 260.2 1:29:16.862					
19	2	1:41.677	31.959	32.304	37.414	275.5	51:07.542								
20	2	1:43.468	32.107	32.788	38.573	269.3	52:51.010								
21	2	1:43.457	33.433	32.560	37.464	268.0	54:34.467								
22	2	1:41.584	31.799	32.082	37.703	269.3	56:16.051								
23	2	1:53.226 B	33.406	33.060	46.760	265.4	58:09.277								
24	3	6:03.377	4:49.116	34.555	39.706		1:04:12.654								
25	3	1:42.856	32.593	32.879	37.384	256.5	1:05:55.510								
26	3	1:42.116 32.228	32.644	37.244	266.7		1:07:37.626								
27	3	1:42.148 32.172	32.760	37.216	266.0		1:09:19.774								
28	3	1:44.165	32.619	33.469	38.077	267.3	1:11:03.939								
29	3	1:43.880	33.091	32.785	38.004	268.0	1:12:47.819								
30	3	1:41.460	31.809	32.476	37.175	268.7	1:14:29.279								
31	3	1:43.402 31.661	33.622	38.119	270.0		1:16:12.681								
32	3	1:44.811	34.164	32.424	38.223	271.4	1:17:57.492								
33	3	1:41.774	32.259	32.448	37.067	263.4	1:19:39.266								
34	3	1:48.772 B	31.873	32.137	44.762	270.7	1:21:28.038								
35	2	4:48.981	3:38.142	33.299	37.540		1:26:17.019								
36	2	1:42.916 31.721	33.178	38.017	266.7		1:27:59.935								
37	2	2:16.622 B	31.464	32.274	1:12.884	269.3	1:30:16.557								
55 GMB Motorsport <small>Honda NSX GT3</small>								12 2 6:01.723 4:43.864 36.563 41.296 6:01.723							
1.Thomas ANDERSEN <small>GT3</small>								2 2 1:49.857 34.730 34.881 40.246 254.1 7:51.580							
2.Simon BIRCH								3 2 1:56.611 B 33.330 34.310 48.971 255.9 9:48.191							
1	2	6:01.723	4:43.864	36.563	41.296		6:01.723	4	2	5:15.001 3:59.860 35.750 39.391 15:03.192					
2	2	1:49.857	34.730	34.881	40.246	254.1	7:51.580	5	2	1:46.039 33.143 33.654 39.242 256.5 16:49.231					
3	2	1:56.611 B	33.330	34.310	48.971	255.9	9:48.191	6	2	1:47.618 33.139 33.867 40.612 257.1 18:36.849					
4	2	5:15.001	3:59.860	35.750	39.391		15:03.192	7	2	1:46.092 33.354 33.720 39.018 259.0 20:22.941					
5	2	1:46.039 33.143	33.654	39.242	256.5		16:49.231	8	2	1:52.742 B 33.209 33.544 45.989 258.4 22:15.683					
6	2	1:47.618	33.139	33.867	40.612	257.1	18:36.849	9	2	4:49.520 3:35.446 34.459 39.915 27:05.503					
7	2	1:46.092 33.354	33.720	39.018	259.0		20:22.941	10	2	1:47.877 34.168 34.135 39.274 255.9 28:53.080					
8	2	1:52.742 B	33.209	33.544	45.989	258.4	22:15.683	11	2	1:46.121 33.416 33.741 38.964 257.8 30:39.201					
9	2	4:49.520	3:35.446	34.459	39.915		27:05.503	12	2	1:48.000 35.577 33.649 38.774 258.4 32:27.201					
10	2	1:47.877	34.168	34.135	39.274	255.9	28:53.080	13	2	1:45.386 33.321 33.458 38.607 258.4 34:12.587					
11	2	1:46.121 33.416	33.741	38.964	257.8		30:39.201	14	2	1:45.482 33.273 33.474 38.735 259.0 35:58.069					
12	2	1:48.000	35.577	33.649	38.774	258.4	32:27.201	15	2	1:52.090 B 32.982 33.348 45.760 259.6 37:50.159					
13	2	1:45.386	33.321	33.458	38.607	258.4	34:12.587	16	1	11:19.852 8:18.990 35.856 2:25.006 49:10.011					
14	2	1:45.482 33.273	33.474	38.735	259.0		35:58.069	17	1	1:50.749 34.288 36.249 40.212 252.3 51:00.760					
15	2	1:52.090 B	32.982	33.348	45.760	259.6	37:50.159	18	1	1:51.888 34.580 35.489 41.819 256.5 52:52.648					
16	1	11:19.852	8:18.990	35.856	2:25.006		49:10.011	19	1	1:48.008 33.983 34.541 39.484 255.9 54:40.656					
17	1	1:50.749	34.288	36.249	40.212	252.3	51:00.760	20	1	1:49.291 34.912 34.897 39.482 257.1 56:29.947					
18	1	1:51.888	34.580	35.489	41.819	256.5	52:52.648	21	1	1:47.096 33.897 34.016 39.183 259.0 58:17.043					
19	1	1:48.008	33.983	34.541	39.484	255.9	54:40.656	22	1	1:49.948 34.489 35.476 39.983 257.8 1:00:06.991					
20	1	1:49.291 34.912	34.897	39.482	257.1		56:29.947	23	1	1:47.314 33.921 33.716 39.677 257.1 1:01:54.305					
21	1	1:47.096	33.897	34.016	39.183	259.0	58:17.043	24	1	1:56.239 B 33.925 34.174 48.140 258.4 1:03:50.544					
22	1	1:49.948 34.489	35.476	39.983	257.8		1:00:06.991	25	1	3:52.948 2:27.600 40.691 44.657 1:07:43.492					
23	1	1:47.314	33.921	33.716	39.677	257.1	1:01:54.305	26	1	1:52.982 38.011 34.899 40.072 176.8 1:09:36.474					
24	1	1:56.239 B	33.925	34.174	48.140	258.4	1:03:50.544	27	1	1:49.796 34.241 36.362 39.193 257.1 1:11:26.270					
25	1	3:52.948	2:27.600	40.691	44.657		1:07:43.492	28	1	1:47.023 33.489 33.841 39.693 259.6 1:13:13.293					
26	1	1:52.982	38.011	34.899	40.072	176.8	1:09:36.474	29	1	1:45.735 33.092 33.534 39.109 258.4 1:14:59.028					
27	1	1:49.796	34.241	36.362	39.193	257.1	1:11:26.270								
28	1	1:47.023 33.489	33.841	39.693	259.6		1:13:13.293								
29	1	1:45.735	33.092	33.534	39.109	258.4	1:14:59.028								

51 AF Corse <small>Ferrari 296 GT3</small>							
1.Hiroshi KOIZUMI <small>GT3</small>							
2.Kei COZZOLINO							
1	2	4:59.473 B	3:39.453	34.776	45.244		4:59.473
2	2	4:21.722	3:09.124	33.894	38.704		9:21.195
3	2	3:07.650 B	51.789	59.868	1:15.993	257.8	12:28.845
4	2	2:40.785	1:27.655	34.264	38.866		15:09.630
5	2	1:45.739 33.058	33.819	38.862	259.0		16:55.369
6	2	1:44.932	33.059	33.620	38.253	259.0	18:40.301
7	2	1:46.217	34.023	33.808	38.386	259.6	20:26.518
8	2	1:44.939	32.887	33.619	38.433	259.0	22:11.457
9	2	1:44.802	32.857	33.494	38.451	259.0	23:56.259
10	2	1:44.725	32.730	33.726	38.269	259.0	25:40.984



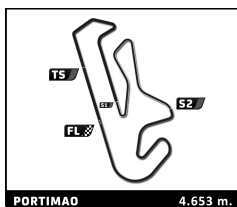
MLMC Collective Test Day

Portimao Round

Morning Test

Sector Analysis

Lap under Red Flag														Invalidated Lap	Personal Best	Session Best	B Crossing the pit lane
Lap	D	Time	Sector 1	Sector 2	Sector 3	T. Spd	Elapsed	Lap	D	Time	Sector 1	Sector 2	Sector 3	T. Spd	Elapsed		
30	1	1:46.602	34.168	33.599	38.835	260.2	1:16:45.630	4	2	3:51.509	2:37.075	34.529	39.905		15:59.491		
31	1	1:47.368	33.930	33.846	39.592	260.9	1:18:32.998	5	2	1:44.548	32.872	33.187	38.489	257.8	17:44.039		
32	1	1:58.109 B	35.641	34.139	48.329	261.5	1:20:31.107	6	2	1:43.626	32.509	32.910	38.207	259.0	19:27.665		
33	2	3:36.428	2:24.349	33.540	38.539		1:24:07.535	7	2	1:46.090	32.448	34.455	39.187	259.6	21:13.755		
34	2	1:45.640	33.420	33.500	38.720	259.6	1:25:53.175	8	2	1:50.744B	32.580	33.100	45.064	258.4	23:04.499		
35	2	1:45.109	33.008	33.522	38.579	261.5	1:27:38.284	9	2	4:27.857	3:14.831	34.337	38.689		27:32.356		
36	2	1:55.837 B	33.028	33.010	49.799	259.6	1:29:34.121	10	2	1:46.414	32.206	34.379	38.829	259.6	29:18.770		
59 Team Virage Ligier JS P320 - Nissan LMP3																	
1.Oscar BITTAR																	
2.Alessandro BRACALENTE																	
1	1	5:21.828	3:53.376	43.409	45.043		5:21.828	11	2	1:43.718	32.465	32.914	38.339	259.0	31:02.488		
2	1	1:51.114	36.101	35.755	39.258	251.7	7:12.942	12	2	1:43.781	32.504	32.741	38.536	260.9	32:46.269		
3	1	1:50.042	35.275	35.215	39.552	257.1	9:02.984	13	2	1:43.711	32.355	32.857	38.499	262.1	34:29.980		
4	1	2:56.377 B	36.267	1:02.452	1:17.658	259.6	11:59.361	14	2	1:52.347B	32.535	34.194	45.618	260.9	36:22.327		
5	1	2:58.032	1:44.507	34.567	38.958		14:57.393	15	2	8:36.932B					44:59.259		
6	1	1:44.149	32.806	33.076	38.267	258.4	16:41.542	16	1	3:59.238	2:33.998	37.534	47.706		48:58.497		
7	1	1:45.677	33.468	34.168	38.041	259.6	18:27.219	17	1	1:51.020	34.913	34.954	41.153	254.7	50:49.517		
8	1	1:44.151	32.812	32.847	38.492	261.5	20:11.370	18	1	1:49.386	33.574	35.023	40.789	257.8	52:38.903		
9	1	1:43.541	32.690	32.933	37.918	259.0	21:54.911	19	1	1:46.479	33.628	33.621	39.230	259.6	54:25.382		
10	1	1:44.596	32.379	33.905	38.312	260.2	23:39.507	20	1	1:48.788	34.107	33.840	40.841	259.6	56:14.170		
11	1	1:42.883	32.550	32.766	37.567	259.6	25:22.390	21	1	1:53.318 B	32.403	33.937	45.978	257.1	58:07.488		
12	1	1:50.102B	32.531	32.651	44.920	262.1	27:12.492	22	1	3:44.973	2:32.282	33.572	39.119		1:01:52.461		
13	2	4:09.405	2:56.515	34.503	38.387		31:21.897	23	1	1:44.827	32.999	33.144	38.684	258.4	1:03:37.288		
14	2	1:46.328	33.570	34.164	38.594	260.9	33:08.225	24	1	1:45.576	32.946	33.932	38.698	262.1	1:05:22.864		
15	2	1:42.665	32.310	32.827	37.528	262.1	34:50.890	25	1	1:47.359	34.221	33.918	39.220	260.9	1:07:10.223		
16	2	1:43.065	32.089	32.763	38.213	262.8	36:33.955	26	1	1:45.572	32.953	33.514	39.105	260.9	1:08:55.795		
17	2	1:42.121	31.902	32.637	37.582	260.9	38:16.076	27	1	1:44.565	32.868	33.226	38.471	260.2	1:10:40.360		
18	2	3:12.230 B	54.338	1:02.002	1:15.890	263.4	41:28.306	28	1	1:44.929	32.748	33.635	38.546	261.5	1:12:25.289		
19	2	10:17.403	8:58.133	38.059	41.211		51:45.709	29	1	1:44.766	32.674	33.282	38.810	262.1	1:14:10.055		
20	2	1:47.366	35.387	33.943	38.036	254.1	53:33.075	30	1	1:53.999 B	32.754	34.313	46.932	261.5	1:16:04.054		
21	2	1:43.556	31.908	32.900	38.748	259.6	55:16.631	31	1	4:56.851	3:44.463	33.481	38.907		1:21:00.905		
22	2	1:43.301	31.969	33.212	38.120	261.5	56:59.932	32	1	1:46.894	32.933	34.648	39.313	261.5	1:22:47.799		
23	2	1:45.396	34.361	32.938	38.097	262.1	58:45.328	33	1	1:46.624	33.415	33.617	39.592	260.2	1:24:34.423		
24	2	1:41.828	32.101	32.457	37.270	259.6	1:00:27.156	34	1	1:45.220	33.013	33.286	38.921	260.2	1:26:19.643		
25	2	1:41.515	31.829	32.344	37.342	260.9	1:02:08.671	35	1	2:09.229 B	37.318	36.928	54.983	260.9	1:28:28.872		
26	2	1:43.990	32.735	33.128	38.127	261.5	1:03:52.661	64 Team Parker Racing Porsche 911 GT3 R GT3									
27	2	1:41.848	31.572	33.378	36.898	262.1	1:05:34.509	1.Alex MARTIN									
28	2	1:40.824	31.912	32.141	36.771	263.4	1:07:15.333	2.Charles BATEMAN									
29	2	1:47.139B	31.474	32.161	43.504	264.1	1:09:02.472	1	3	17:09.279	...	33.058	39.694		17:09.279		
30	1	7:35.121	6:21.940	34.041	39.140		1:16:37.593	2	3	1:43.276	32.460	32.988	37.828	255.3	18:52.555		
31	1	2:00.411	33.386	32.649	54.376	263.4	1:18:38.004	3	3	1:43.106	32.086	32.987	38.033	257.8	20:35.661		
32	1	1:45.181	32.720	32.786	39.675	262.1	1:20:23.185	4	3	1:50.109 B	32.314	32.982	44.813	259.6	22:25.770		
33	1	1:43.343	33.143	32.734	37.466	257.8	1:22:06.528	5	3	7:40.367	6:26.306	33.208	40.853		30:06.137		
34	1	1:46.228	32.297	34.193	39.738	264.1	1:23:52.756	6	3	1:53.466B	32.523	35.303	45.640	255.9	31:59.603		
35	1	1:44.177	33.230	32.999	37.948	259.0	1:25:36.933	7	2	4:40.818	3:28.035	33.794	38.989		36:40.421		
36	1	1:41.949	31.933	32.471	37.545	262.1	1:27:18.882	8	2	1:46.085	32.942	34.035	39.108	257.1	38:26.506		
37	1	1:58.596 B	33.120	35.760	49.716	266.0	1:29:17.478	9	2	3:07.570 B	1:10.523	43.125	1:13.922	79.6	41:34.076		
63 Iron Lynx Lamborghini Huracan GT3 EVO2 GT3																	
1.Hiroshi HAMAGUCHI																	
2.Vincent ABRIL																	
1	2	5:45.430B	4:11.966	41.398	52.066		5:45.430	10	2	7:04.084	5:46.628	35.452	42.004		48:38.160		
2	2	3:17.435	1:59.366	36.043	42.026		9:02.865	11	2	1:49.874	35.561	35.026	39.287	243.8	50:28.034		
3	2	3:05.117 B	47.193	1:00.913	1:17.011	259.6	12:07.982	12	2	1:45.873	32.979	33.770	39.124	254.1	52:13.907		
64 Team Parker Racing Porsche 911 GT3 R GT3																	
1.Alex MARTIN																	
2.Charles BATEMAN																	
1	3	17:09.279	...	33.058	39.694		17:09.279	13	2	1:45.384	32.964	33.272	39.148	255.3	53:59.291		
2	3	1:43.276	32.460	32.988	37.828	255.3	18:52.555	14	2	1:45.594	32.194	33.410	38.990	257.1	55:44.885		
3	3	1:43.106	32.086	32.987	38.033	257.8	20:35.661	15	2	1:46.198	32.242	34.141	38.815	256.5	57:31.083		
4	3	1:50.109 B	32.314	32.982	44.813	259.6	22:25.770	16	2	1:47.327	34.850	33.467	39.010	256.5	59:18.410		
5	3	7:40.367	6:26.306	33.208	40.853		30:06.137	17	2	1:45.075	32.893	33.585	38.597	255.9	1:01:03.485		
6	3	1:53.466B	32.523	35.303	45.640	255.9	31:59.603	18	2	1:53.467B	34.389	34.073	45.005	256.5	1:02:56.952		
7	2	4:40.818	3:28.035	33.794	38.989		36:40.421										
8	2	1:46.085	32.942	34.035	39.108	257.1	38:26.506										
9	2	3:07.570 B	1:10.523	43.125	1:13.922	79.6	41:34.076										
10	2	7:04.084	5:46.628	35.452	42.004		48:38.160										
11	2	1:49.874	35.561	35.026	39.287	243.8	50:28.034										
12	2	1:45.873	32.979	33.770	39.124	254.1	52:13.907										
13	2	1:45.384	32.964	33.272	39.148	255.3	53:59.291										
14	2	1:45.594	32.194	33.410	38.990	257.1	55:44.885										
15	2	1:46.198	32.242	34.141	38.815	256.5	57:31.083										
16	2	1:47.327	34.850	33.467	39.010	256.5	59:18.410										
17	2	1:45.075	32.893	33.585	38.597	255.9	1:01:03.485										
18	2	1:53.467B	34.389	34.073	45.005	256.5	1:02:56.952										



MLMC Collective Test Day

Portimao Round


Morning Test

PORTIMAO 4.653 m.

Sector Analysis

Lap under Red Flag Invalidated Lap Personal Best Session Best Crossing the pit lane

Lap	D	Time	Sector 1	Sector 2	Sector 3	T. Spd	Elapsed	Lap	D	Time	Sector 1	Sector 2	Sector 3	T. Spd	Elapsed
19	2	4:13.760	3:00.764	34.134	38.862		1:07:10.712	1	2	5:28.886	4:07.197	39.268	42.421		5:28.886
20	2	1:48.002	32.733	33.833	41.436	259.6	1:08:58.714	2	2	1:49.574	35.417	34.639	39.518	257.1	7:18.460
21	2	2:05.151	32.918	52.848	39.385	259.0	1:11:03.865	3	2	1:45.108	32.908	33.953	38.247	262.1	9:03.568
22	2	1:54.617 B	34.066	34.565	45.986	259.6	1:12:58.482	4	2	3:02.444 B	43.841	1:00.898	1:17.705	268.0	12:06.012
23	1	5:14.470	3:54.387	39.128	40.955		1:18:12.952	5	2	3:15.803	2:02.511	33.498	39.794		15:21.815
24	1	1:48.175	34.056	34.827	39.292	256.5	1:20:01.127	6	2	1:46.575	32.604	32.893	41.078	266.0	17:08.390
25	1	1:48.121	32.979	34.220	40.922	257.8	1:21:49.248	7	2	1:45.387	33.042	34.547	37.798	263.4	18:53.777
26	1	2:11.399 B	33.462	46.305	51.632	259.0	1:24:00.647	8	2	1:43.676	32.511	33.106	38.059	268.0	20:37.453
27	1	4:32.316	3:16.901	34.536	40.879		1:28:32.963	9	2	1:43.233	32.236	33.148	37.849	268.0	22:20.686
28	1	2:33.347 B	34.879	44.159	1:14.309	254.7	1:31:06.310	10	2	1:50.919 B	32.481	33.252	45.186	268.0	24:11.605
<div style="border: 1px solid black; padding: 5px;"> 66 Rinaldi Racing 1. Steve PARROW 2. Daniel KEILWITZ Ligier JS P320 - Nissan LMP3 </div>								11	1	5:01.219	3:47.551	34.587	39.081		29:12.824
								12	1	1:45.887	33.686	33.645	38.556	261.5	30:58.711
13	1	1:44.419	32.550	33.322	38.547	263.4	32:43.130								
14	1	1:43.969	32.429	33.381	38.159	265.4	34:27.099								
15	1	1:53.624	32.963	33.591	47.070	268.0	36:20.723								
16	1	1:43.838	32.262	33.455	38.121	266.0	38:04.561								
17	1	2:50.138 B	32.954	1:01.675	1:15.509	268.7	40:54.699								
18	2	6:50.355	5:37.410	34.482	38.463		47:45.054								
19	2	1:44.552	32.541	33.459	38.552	264.1	49:29.606								
20	2	1:41.772	31.824	32.762	37.186	264.7	51:11.378								
21	2	1:43.899	32.126	33.782	37.991	268.7	52:55.277								
22	2	1:45.498	32.816	34.204	38.478	270.7	54:40.775								
23	2	1:42.818	32.900	32.559	37.359	264.7	56:23.593								
24	2	1:41.997	31.914	32.825	37.258	268.0	58:05.590								
25	2	1:43.865	33.534	32.719	37.612	268.7	59:49.455								
26	2	1:44.617	33.180	32.969	38.468	268.0	1:01:34.072								
27	2	1:41.120	31.634	32.356	37.130	266.7	1:03:15.192								
28	2	1:48.702 B	31.984	32.457	44.261	270.7	1:05:03.894								
29	1	5:22.825	3:56.587	33.548	52.690		1:10:26.719								
30	1	1:44.714	33.259	33.607	37.848	260.9	1:12:11.433								
31	1	1:42.300	31.881	32.855	37.564	268.0	1:13:53.733								
32	1	1:55.026	31.841	37.925	45.260	272.0	1:15:48.759								
33	1	1:42.287	31.994	32.794	37.499	269.3	1:17:31.046								
34	1	1:41.918	31.764	32.821	37.333	271.4	1:19:12.964								
35	1	1:49.161 B	31.741	32.765	44.655	269.3	1:21:02.125								
<div style="border: 1px solid black; padding: 5px;"> 77 Team Thor 1. Audunn GUDMUNDSSON 2. Colin NOBLE Ligier JS P320 - Nissan LMP3 </div>								1	2	5:34.309	4:20.618	34.760	38.931		5:34.309
								2	2	1:43.582	32.790	32.691	38.101	257.1	7:17.891
3	2	1:43.408	31.958	33.551	37.899	259.6	9:01.299								
4	2	2:47.470 B	32.765	55.373	1:19.332	261.5	11:48.769								
5	2	3:10.514	1:59.720	33.660	37.134		14:59.283								
6	2	1:42.585	32.011	32.287	38.287	262.1	16:41.868								
7	2	1:42.421	32.436	32.431	37.554	266.0	18:24.289								
8	2	1:40.899	31.988	31.886	37.025	268.7	20:05.188								
9	2	1:40.978	31.743	31.962	37.273	264.7	21:46.166								
10	2	1:40.230	31.519	31.993	36.718	264.7	23:26.396								
11	2	1:49.404 B	31.545	32.609	45.250	266.0	25:15.800								
12	1	4:44.313	3:31.212	34.176	38.925		30:00.113								
13	1	1:45.109	33.268	33.525	38.316	261.5	31:45.222								
14	1	1:44.722	33.406	33.322	37.994	258.4	33:29.944								
15	1	1:44.336	32.563	33.309	38.464	262.1	35:14.280								
<div style="border: 1px solid black; padding: 5px;"> 67 Haegeli by T2 Racing 1. Pieder DECURTINS 2. Brent VERHEYEN Duqueine M30 - D08 - Nissan LMP3 </div>								1	2	6:37.198	5:18.366	38.019	40.813		6:37.198
								2	2	1:48.167	36.168	33.908	38.091	255.9	8:25.365
3	2	2:24.136 B	32.835	34.664	1:16.637	258.4	10:49.501								
4	2	4:06.566	2:55.514	33.199	37.853		14:56.067								
5	2	1:42.937	32.041	32.889	38.007	257.1	16:39.004								
6	2	1:42.140	32.319	32.380	37.441	258.4	18:21.144								
7	2	1:41.743	32.015	32.592	37.136	259.6	20:02.887								
8	2	1:41.574	31.676	32.258	37.640	259.6	21:44.461								
9	2	1:41.017	31.578	32.130	37.309	260.9	23:25.478								
10	2	1:47.636 B	31.642	32.413	43.581	261.5	25:13.114								
11	2	7:20.882	6:08.023	34.337	38.522		32:33.996								
12	2	1:44.557	33.603	32.975	37.979	260.2	34:18.553								
13	2	1:40.919	31.666	32.080	37.173	260.9	35:59.472								
14	2	1:40.704	31.599	32.075	37.030	262.8	37:40.176								
15	2	2:42.999 B	31.488	54.338	1:17.173	264.7	40:23.175								
16	1	9:41.322	8:25.434	36.123	39.765		50:04.497								
17	1	1:49.087	34.903	34.725	39.459	255.9	51:53.584								
18	1	1:45.530	33.383	33.795	38.352	257.8	53:39.114								
19	1	1:44.413	33.007	33.407	37.999	259.6	55:23.527								
20	1	1:44.303	33.129	33.450	37.724	260.2	57:07.830								
21	1	1:48.033	35.510	34.248	38.275	262.1	58:55.863								
22	1	1:46.652	33.029	34.742	38.881	259.6	1:00:42.515								
23	1	1:44.533	32.897	33.626	38.010	257.8	1:02:27.048								
24	1	1:44.426	32.731	33.803	37.892	260.9	1:04:11.474								
25	1	1:43.425	32.595	33.304	37.526	262.1	1:05:54.899								
26	1	1:54.964 B	33.121	35.886	45.957	262.1	1:07:49.863								
27	2	4:55.102	3:45.389	32.542	37.171		1:12:44.965								
28	2	1:40.452	31.423	32.184	36.845	262.8	1:14:25.417								
29	2	1:42.816	31.636	32.851	38.329	265.4	1:16:08.233								
30	2	1:43.408	31.385	32.193	39.830	265.4	1:17:51.641								
31	2	1:40.022	31.366	31.758	36.898	264.7	1:19:31.663								
32	2	1:42.388	31.285	32.005	39.098	265.4	1:21:14.051								
33	2	1:40.667	31.408	31.758	37.501	266.0	1:22:54.718								
34	2	1:56.117	31.877	33.133	51.107	265.4	1:24:50.835								
35	2	1:40.051	31.233	31.678	37.140	265.4	1:26:30.886								
36	2	1:57.231	33.749	41.041	42.441	268.0	1:28:28.117								
37	2	2:32.825 B	31.139	46.351	1:15.335	264.1	1:31:00.942								



MLMC Collective Test Day

Portimao Round

Morning Test

Sector Analysis

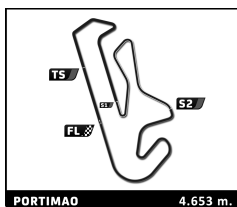
Lap under Red Flag Invalidated Lap Personal Best Session Best B Crossing the pit lane

Lap	D	Time	Sector 1	Sector 2	Sector 3	T. Spd	Elapsed	Lap	D	Time	Sector 1	Sector 2	Sector 3	T. Spd	Elapsed
16	1	1:44.786	32.939	33.664	38.183	241.1	36:59.066	28	1	1:45.834	33.192	33.559	39.083	257.8	1:11:07.700
17	1	2:28.832 B	32.660	33.842	1:22.330	264.7	39:27.898	29	1	1:45.602	32.819	33.578	39.205	259.0	1:12:53.302
18	1	7:49.126	6:37.125	33.571	38.430		47:17.024	30	1	1:48.871	34.203	34.968	39.700	259.0	1:14:42.173
19	1	1:45.577	31.988	32.821	40.768	258.4	49:02.601	31	1	1:45.258	33.118	33.343	38.797	259.6	1:16:27.431
20	1	1:46.883	32.117	34.087	40.679	262.1	50:49.484	32	1	1:47.358	32.937	33.423	40.998	260.2	1:18:14.789
21	1	1:45.288	33.912	33.500	37.876	253.5	52:34.772	33	1	1:47.350	34.259	33.867	39.224	258.4	1:20:02.139
22	1	1:45.607	32.655	35.256	37.696	262.1	54:20.379	34	1	1:46.071	33.122	33.836	39.113	260.2	1:21:48.210
23	1	1:49.860	35.761	32.762	41.337	264.1	56:10.239	35	1	1:47.669	33.506	34.097	40.066	259.6	1:23:35.879
24	1	1:43.249	32.249	32.869	38.131	263.4	57:53.488	36	1	1:52.348	37.681	34.584	40.083	257.8	1:25:28.227
25	1	1:43.176	32.481	32.377	38.318	258.4	59:36.664	37	1	1:48.006	35.122	33.838	39.046	259.0	1:27:16.233
26	1	1:58.332 B	33.080	34.700	50.552	235.8	1:01:34.996	38	1	1:45.590	32.843	33.564	39.183	259.6	1:29:01.823
27	2	6:21.172	5:10.407	33.527	37.238		1:07:56.168	39	1	3:07.026 B	48.633	1:01.588	1:16.805	257.1	1:32:08.849
28	2	1:40.205	31.474	31.828	36.903	263.4	1:09:36.373	86 HCR With CaffeineSix Porsche 911 GT3 R 1.Timothy CRESWICK 2.Anders FJORDBACH							
29	2	1:40.057	31.552	31.842	36.663	264.1	1:11:16.430								
30	2	1:39.405	31.200	31.645	36.560	266.7	1:12:55.835	1	2	6:00.841	4:42.670	36.728	41.443		6:00.841
31	2	1:42.395	32.267	32.638	37.490	268.7	1:14:38.230	2	2	1:48.601	34.500	34.334	39.767	253.5	7:49.442
32	2	1:39.371	31.277	31.655	36.439	267.3	1:16:17.601	3	2	1:53.339 B	33.236	33.569	46.534	254.1	9:42.781
33	2	1:46.749 B	31.644	31.991	43.114	268.7	1:18:04.350	4	2	5:10.605	3:57.789	34.116	38.700		14:53.386
34	1	4:21.082	3:09.891	33.543	37.648		1:22:25.432	5	2	1:45.540	33.079	33.814	38.647	254.1	16:38.926
35	1	1:50.768	34.395	32.391	43.982	266.7	1:24:16.200	6	2	1:45.254	33.103	33.517	38.634	256.5	18:24.180
36	1	1:41.723	32.023	32.384	37.316	266.0	1:25:57.923	7	2	1:49.468	33.892	34.093	41.483	256.5	20:13.648
37	1	1:57.021	37.133	40.816	39.072	267.3	1:27:54.944	8	2	1:48.763	33.810	34.100	40.853	257.8	22:02.411
38	1	2:17.508 B	31.657	32.429	1:13.422	266.7	1:30:12.452	9	2	1:44.738	32.919	33.341	38.484	256.5	23:47.149

Lap	D	Time	Sector 1	Sector 2	Sector 3	T. Spd	Elapsed
1	2	5:37.886 B	4:07.976	39.354	50.556		5:37.886
2	2	3:54.537	2:40.806	34.323	39.408		9:32.423
3	2	3:25.705 B	1:08.035	1:01.229	1:16.441	82.9	12:58.128
4	2	2:37.828	1:23.079	35.010	39.739		15:35.956
5	2	1:50.089	33.678	34.550	41.861	252.3	17:26.045
6	2	1:46.880	33.261	34.369	39.250	254.1	19:12.925
7	2	1:45.592	33.368	33.572	38.652	255.3	20:58.517
8	2	1:44.478	32.837	33.174	38.467	256.5	22:42.995
9	2	1:46.216	32.699	34.780	38.737	257.8	24:29.211
10	2	1:44.762	32.775	33.457	38.530	257.8	26:13.973
11	2	1:47.448	33.397	35.186	38.865	257.1	28:01.421
12	2	1:44.567	32.815	33.167	38.585	257.8	29:45.988
13	2	1:44.741	32.879	33.306	38.556	257.8	31:30.729
14	2	1:52.806 B	32.635	33.497	46.674	257.8	33:23.535
15	1	7:16.774 B	5:00.033	1:00.613	1:16.128		40:40.309
16	1	7:10.944	5:54.295	35.519	41.130		47:51.253
17	1	1:49.947	34.255	34.437	41.255	251.7	49:41.200
18	1	1:47.599	33.900	34.026	39.673	254.1	51:28.799
19	1	1:46.805	33.719	33.840	39.246	254.7	53:15.604
20	1	1:46.994	33.623	34.127	39.244	255.3	55:02.598
21	1	1:47.157	33.636	34.239	39.282	254.7	56:49.755
22	1	1:46.363	33.432	33.918	39.013	257.8	58:36.118
23	1	1:46.928	33.718	34.074	39.136	255.9	1:00:23.046
24	1	1:56.661 B	33.710	34.024	48.927	257.1	1:02:19.707
25	1	3:20.969	2:01.737	38.530	40.702		1:05:40.676
26	1	1:52.703	36.421	35.431	40.851	251.7	1:07:33.379
27	1	1:48.487	33.675	34.176	40.636	257.1	1:09:21.866

Lap	D	Time	Sector 1	Sector 2	Sector 3	T. Spd	Elapsed
10	2	1:52.184 B	32.851	33.617	45.716	256.5	25:39.333
11	1	6:15.908	4:57.667	38.109	40.132		31:55.241
12	1	1:49.916	34.381	35.378	40.157	252.9	33:45.157
13	1	1:48.069	33.994	34.565	39.510	254.7	35:33.226
14	1	1:50.027	34.270	35.998	39.759	254.7	37:23.253
15	1	2:26.818 B	33.954	36.702	1:16.162	256.5	39:50.071
16	1	8:35.558	7:10.519	40.686	44.353		48:25.629
17	1	1:49.684	34.919	34.827	39.938	250.6	50:15.313
18	1	1:47.594	33.995	34.188	39.411	251.2	52:02.907
19	1	1:47.386	34.175	33.933	39.278	253.5	53:50.293
20	1	1:46.080	33.666	33.541	38.873	253.5	55:36.373
21	1	1:45.782	33.358	33.698	38.726	254.1	57:22.155
22	1	2:09.077 B	48.837	35.250	44.990	254.1	59:31.232
23	1	4:24.730	3:10.858	34.993	38.879		1:03:55.962
24	1	1:46.092	33.428	33.763	38.901	255.3	1:05:42.054
25	1	1:50.594	36.346	34.680	39.568	256.5	1:07:32.648
26	1	1:46.124	33.289	33.934	38.901	254.7	1:09:18.772
27	1	1:52.868 B	33.194	34.710	44.964	256.5	1:11:11.640
28	2	4:22.090	3:09.304	34.233	38.553		1:15:33.730
29	2	1:44.927	32.721	33.471	38.735	256.5	1:17:18.657
30	2	1:44.270	32.607	33.217	38.446	257.1	1:19:02.927
31	2	1:44.559	32.694	33.460	38.405	257.1	1:20:47.486
32	2	1:53.599 B	33.578	33.877	46.144	257.1	1:22:41.085
33	2	2:15.883	1:58.943	33.972	42.968		1:25:56.968
34	2	1:44.675	32.699	33.151	38.825	257.1	1:27:41.643
35	2	1:55.218 B	32.489	33.118	49.612	260.9	1:29:36.861

Lap	D	Time	Sector 1	Sector 2	Sector 3	T. Spd	Elapsed
87 COOL Racing Ligier JS P320 - Nissan 1.Adrien CHILA 2.Cédric OLTRAMARE LMP3							



MLMC Collective Test Day

Portimao Round

Morning Test

PORTIMAO 4.653 m.

Sector Analysis

Lap under Red Flag Invalidated Lap Personal Best Session Best B Crossing the pit lane

Lap	D	Time	Sector 1	Sector 2	Sector 3	T. Spd	Elapsed	Lap	D	Time	Sector 1	Sector 2	Sector 3	T. Spd	Elapsed						
1	2	5:51.960	4:26.777	40.475	44.708		5:51.960	20	1	1:48.273	34.572	34.193	39.508	256.5	54:55.183						
2	2	1:57.710	39.493	36.675	41.542	179.1	7:49.670	21	1	1:47.148	33.643	34.071	39.434	257.8	56:42.331						
3	2	2:11.744B	36.188	38.139	57.417	249.4	10:01.414	22	1	1:47.587	33.595	34.307	39.685	257.1	58:29.918						
4	2	4:52.671	3:39.980	34.813	37.878		14:54.085	23	1	1:48.118	34.088	34.267	39.763	256.5	1:00:18.036						
5	2	1:45.461	33.706	33.583	38.172	250.6	16:39.546	24	1	1:55.953B	33.383	34.097	48.473	256.5	1:02:13.989						
6	2	1:52.818B	32.957	34.503	45.358	262.1	18:32.364	25	2	4:34.892	3:15.482	37.591	41.819		1:06:48.881						
7	2	16:31.310	...	33.668	38.044		35:03.674	26	2	1:45.478	33.676	33.233	38.569	256.5	1:08:34.359						
8	2	1:44.016	32.550	33.294	38.172	262.8	36:47.690	27	2	1:45.662	33.170	32.787	39.705	259.6	1:10:20.021						
9	2	1:49.854B	32.089	32.961	44.804	263.4	38:37.544	28	2	1:43.534	32.576	32.799	38.159	259.6	1:12:03.555						
10	2	10:47.464	9:36.324	33.471	37.669		49:25.008	29	2	1:46.467	32.692	33.290	40.485	262.1	1:13:50.022						
11	2	1:41.930	31.999	32.362	37.569	260.9	51:06.938	30	2	1:49.864B	32.533	33.150	44.181	260.9	1:15:39.886						
12	2	1:43.342	32.159	32.700	38.483	266.0	52:50.280	31	2	4:29.201B	3:10.913	33.821	44.467		1:20:09.087						
13	2	1:43.443	33.555	32.662	37.226	265.4	54:33.723	32	2	4:29.320	3:14.060	33.161	42.099		1:24:38.407						
14	2	1:44.935	32.068	31.928	40.939	264.7	56:18.658	33	2	1:43.798	32.464	32.899	38.435	261.5	1:26:22.205						
15	2	1:42.411	31.706	32.117	38.588	265.4	58:01.069	34	2	1:43.760	32.477	32.846	38.437	262.1	1:28:05.965						
16	2	1:41.414	32.259	32.047	37.108	260.9	59:42.483	35	2	2:20.588B	32.727	32.783	1:15.078	262.1	1:30:26.553						
17	2	1:40.896	32.031	31.989	36.876	264.1	1:01:23.379	<div style="border: 1px solid black; padding: 5px;"> 97 COOL Racing 1. Luis SANJUAN 2. David DROUX Ligier JS P320 - Nissan LMP3 </div>							1	2	5:59.156	4:36.558	40.199	42.399	5:59.156
18	2	1:47.159B	31.688	31.820	43.651	264.1	1:03:10.538														
19	1	4:54.156	3:41.413	33.022	39.721		1:08:04.694														
20	1	1:43.717	32.453	33.314	37.950	263.4	1:09:48.411														
21	1	1:43.538	32.134	33.668	37.736	262.8	1:11:31.949														
22	1	1:43.166	31.830	33.225	38.111	265.4	1:13:15.115														
23	1	1:44.190	32.830	33.290	38.070	263.4	1:14:59.305														
24	1	1:43.770	33.083	33.048	37.639	266.7	1:16:43.075														
25	1	1:42.339	32.083	32.916	37.340	266.7	1:18:25.414														
26	1	1:50.690B	32.855	33.192	44.643	267.3	1:20:16.104														
27	2	3:36.021	2:24.022	33.097	38.902		1:23:52.125														
28	2	1:51.415	31.695	31.683	48.037	261.5	1:25:43.540														
29	2	1:41.282	32.163	31.978	37.141	264.1	1:27:24.822														
30	2	1:42.678	31.677	32.616	38.385	267.3	1:29:07.500														
31	2	3:11.170B	54.686	1:00.960	1:15.524	216.4	1:32:18.670														

88 GMB Motorsport Honda NSX GT3
 1. Lars Engelbrecht PEDERSEI
 2. Jan MAGNUSSEN

1	2	5:17.753	3:57.138	38.957	41.658		5:17.753
2	2	1:48.772	35.213	34.326	39.233	254.1	7:06.525
3	2	1:47.543	33.755	33.778	40.010	255.9	8:54.068
4	2	2:39.927B	33.155	51.072	1:15.700	258.4	11:33.995
5	2	6:13.872	5:01.233	33.499	39.140		17:47.867
6	2	1:45.419	32.898	32.830	39.691	257.1	19:33.286
7	2	1:44.781	32.958	33.152	38.671	258.4	21:18.067
8	2	1:44.636	32.844	33.134	38.658	259.0	23:02.703
9	2	1:44.179	32.718	32.901	38.560	259.6	24:46.882
10	2	1:50.533B	32.733	33.290	44.510	259.0	26:37.415
11	1	4:39.652	3:15.019	40.601	44.032		31:17.067
12	1	2:01.542	35.788	36.505	49.249	250.0	33:18.609
13	1	1:51.683	34.658	36.490	40.535	252.3	35:10.292
14	1	1:50.885	34.921	34.284	41.680	255.9	37:01.177
15	1	2:22.172B	34.478	34.500	1:13.194	257.1	39:23.349
16	1	2:18.881	7:03.642	34.944	40.295		47:42.230
17	1	1:48.985	34.165	34.221	40.599	246.0	49:31.215
18	1	1:47.793	33.650	34.077	40.066	256.5	51:19.008
19	1	1:47.902	33.866	34.380	39.656	255.9	53:06.910