

MLMC Collective Test Day


Portimao Round

Afternoon Test

Sector Analysis

Lap under Red Flag Invalidated Lap Personal Best Session Best B Crossing the pit lane

Lap	D	Time	Sector 1	Sector 2	Sector 3	T. Spd	Elapsed	Lap	D	Time	Sector 1	Sector 2	Sector 3	T. Spd	Elapsed
31	2	1:40.211	31.687	32.060	36.464	268.0	1:24:14.152	3	1	1:46.019	33.482	33.929	38.608	259.6	7:13.239
32	2	1:40.421	31.761	31.915	36.745	267.3	1:25:54.573	4	1	1:44.079	32.502	33.461	38.116	260.9	8:57.318
33	2	1:40.475	31.806	32.117	36.552	268.7	1:27:35.048	5	1	1:44.668	32.209	34.259	38.200	262.1	10:41.986
34	2	1:40.167	31.745	31.796	36.626	268.0	1:29:15.215	6	1	1:44.102	32.594	33.430	38.078	263.4	12:26.088
35	2	1:39.907	31.305	31.933	36.669	268.7	1:30:55.122	7	1	1:43.862	32.448	33.115	38.299	266.0	14:09.950
13 Inter Europol Competition Ligier JS P320 - Nissan 1. Ben STONE LMP3 2. Santiago CONCEPCIÓN S								8 1 1:50.152 B 32.689 33.259 44.204 262.1 16:00.102 9 2 10:17.879 9:04.628 34.918 38.333 26:17.981 10 2 1:45.013 32.830 32.745 39.438 260.9 28:02.994 11 2 1:48.582 33.105 33.132 42.345 260.9 29:51.576 12 2 1:44.797 33.474 33.799 37.524 256.5 31:36.373 13 2 1:41.580 31.959 32.408 37.213 264.1 33:17.953 14 2 1:41.378 31.828 32.339 37.211 261.5 34:59.331 15 2 1:52.821 B 32.943 33.740 46.138 269.3 36:52.152 16 2 3:49.668 2:34.488 35.728 39.452 40:41.820 17 2 1:44.786 34.176 33.517 37.093 261.5 42:26.606 18 2 1:45.092 32.282 32.881 39.929 264.7 44:11.698 19 2 1:41.717 32.424 32.408 36.885 259.0 45:53.415 20 2 1:42.909 31.522 33.962 37.425 265.4 47:36.324 21 2 1:40.991 31.908 32.128 36.955 261.5 49:17.315 22 2 1:40.749 31.786 32.152 36.811 265.4 50:58.064 23 2 2:16.668 B 31.627 33.527 1:11.514 266.0 53:14.732 24 1 7:13.208 5:59.375 34.413 39.420 1:00:27.940 25 1 1:47.246 34.002 34.099 39.145 259.6 1:02:15.186 26 1 1:43.995 32.691 33.082 38.222 262.8 1:03:59.181 27 1 1:45.469 32.968 34.019 38.482 260.9 1:05:44.650 28 1 1:44.509 32.723 33.529 38.257 257.1 1:07:29.159 29 1 1:45.389 33.174 34.039 38.176 263.4 1:09:14.548 30 1 1:45.241 32.672 33.533 39.036 264.1 1:10:59.789 31 1 1:44.410 32.976 33.403 38.031 260.2 1:12:44.199 32 1 1:44.227 32.995 33.253 37.979 266.0 1:14:28.426 33 1 1:44.324 32.406 33.339 38.579 263.4 1:16:12.750 34 1 1:55.085 B 32.546 33.108 49.431 262.1 1:18:07.835 35 1 3:23.781 2:08.972 34.923 39.886 1:21:31.616 36 1 1:44.974 33.330 33.487 38.157 259.0 1:23:16.590 37 1 1:43.277 32.520 32.977 37.780 262.1 1:24:59.867 38 1 1:44.556 32.871 33.455 38.230 264.1 1:26:44.423 39 1 1:58.262 B 33.320 33.614 51.328 262.8 1:28:42.685							
14 Inter Europol Competition Ligier JS P320 - Nissan 1. Andres LATORRE CANON LMP3 2. Daniel ALI								15 Inter Europol Competition Ligier JS P320 - Nissan 1. Chris SHORT LMP3 2. Bryson MORRIS							
1	1	3:39.904	2:16.935	41.208	41.761		3:39.904	1	2	3:32.624	2:10.897	35.373	46.354		3:32.624
2	1	1:47.316	33.573	34.974	38.769	257.1	5:27.220	2	2	1:50.171	36.391	35.312	38.468	241.1	5:22.795
								3	2	1:42.710	32.888	32.650	37.172	258.4	7:05.505
								4	2	1:47.675	31.985	36.659	39.031	264.7	8:53.180
								5	2	1:40.204	31.625	31.793	36.786	265.4	10:33.384
								6	2	1:40.701	31.590	31.774	37.337	264.7	12:14.085
								7	2	1:41.892	32.250	32.195	37.447	266.0	13:55.977
								8	2	1:40.096	31.526	31.897	36.673	265.4	15:36.073
								9	2	1:40.208	31.526	31.947	36.735	263.4	17:16.281
								10	2	2:06.999 B	31.758	33.633	1:01.608	266.0	19:23.280
								11	1	7:26.991	6:15.127	33.520	38.344		26:50.271
								12	1	1:44.010	32.997	33.089	37.924	261.5	28:34.281
								13	1	1:42.615	32.243	33.098	37.274	262.1	30:16.896



MLMC Collective Test Day


Portimao Round

Afternoon Test

Sector Analysis

Lap under Red Flag Invalidated Lap Personal Best Session Best B Crossing the pit lane

Lap	D	Time	Sector 1	Sector 2	Sector 3	T. Spd	Elapsed	Lap	D	Time	Sector 1	Sector 2	Sector 3	T. Spd	Elapsed
30	1	1:51.047	34.278	34.861	41.908	260.2	1:19:40.308	7	1	1:47.397	32.981	34.357	40.059	264.1	14:00.662
31	1	1:50.932	34.873	36.018	40.041	258.4	1:21:31.240	8	1	1:46.604	32.964	34.122	39.518	263.4	15:47.266
32	1	1:47.373	33.130	33.952	40.291	259.6	1:23:18.613	9	1	1:55.499 B	33.247	33.797	48.455	260.9	17:42.765
33	1	1:48.266	34.287	34.690	39.289	262.1	1:25:06.879	10	1	3:33.352 B	1:13.852	1:02.358	1:17.142		21:16.117
34	1	1:51.034	36.326	34.287	40.421	263.4	1:26:57.913	11	1	5:33.395	4:19.178	34.272	39.945		26:49.512
35	1	1:44.973	32.657	33.490	38.826	261.5	1:28:42.886	12	1	1:47.490	33.754	34.487	39.249	259.0	28:37.002
36	1	2:08.126 B	34.771	40.703	52.652	263.4	1:30:51.012	13	1	1:46.766	33.573	34.085	39.108	259.6	30:23.768
28 MV2S Racing Ligier JS P320 - Nissan LMP3 1.Christophe CRESP 2.Jérôme DE SADELEER								39 GRAFF Racing Ligier JS P320 - Nissan LMP3 1.James SWEETNAM 2.Samir BEN							
1	1	2:40.745	1:20.474	37.964	42.307		2:40.745	1	1	2:56.369	1:40.508	35.228	40.633		2:56.369
2	1	1:47.849	33.820	33.884	40.145	250.0	4:28.594	2	1	1:46.315	33.815	33.483	39.017	252.3	4:42.684
3	1	1:46.772	33.708	34.414	38.650	252.9	6:15.366	3	1	1:43.335	32.503	32.769	38.063	262.8	6:26.019
4	1	1:45.669	33.251	33.765	38.653	261.5	8:01.035	4	1	1:43.920	32.406	33.304	38.210	265.4	8:09.939
5	1	1:45.323	32.933	33.994	38.396	260.9	9:46.358	5	1	1:56.087 B	33.782	36.182	46.123	265.4	10:06.026
6	1	1:45.516	33.201	33.766	38.549	262.1	11:31.874	6	1	3:00.273	1:42.818	35.458	41.997		13:06.299
7	1	1:48.030	33.346	34.633	40.051	262.1	13:19.904	7	1	1:50.533	37.684	34.311	38.538	259.6	14:56.832
8	1	1:44.724	32.978	33.569	38.177	262.8	15:04.628	8	1	1:42.668	32.202	32.806	37.660	264.7	16:39.500
9	1	1:52.572 B	32.758	33.580	46.234	262.8	16:57.200	9	1	1:47.142	31.865	36.019	39.258	266.0	18:26.642
10	1	12:25.493 B					29:22.693	10	1	2:56.174 B	38.631	57.124	1:20.419	265.4	21:22.816
11	1	2:25.420	1:05.532	40.256	39.632		31:48.113	11	1	4:52.266	3:37.970	33.628	40.668		26:15.082
12	1	1:45.366	33.475	33.637	38.254	259.0	33:33.479	12	1	1:53.131	34.709	32.621	45.801	237.9	28:08.213
13	1	1:43.358	32.585	33.160	37.613	262.1	35:16.837	13	1	1:53.455 B	32.186	33.209	48.060	262.8	30:01.668
14	1	1:46.975	32.555	33.531	40.889	266.0	37:03.812	14	1	3:14.956	2:04.595	32.945	37.416		33:16.624
15	1	1:43.075	32.296	33.179	37.600	264.7	38:46.887	15	1	1:42.070	31.756	32.535	37.779	264.1	34:58.694
16	1	1:51.713	32.548	37.508	41.657	266.0	40:38.600	16	1	1:47.971	34.722	33.651	39.598	265.4	36:46.665
17	1	1:46.273	32.486	33.601	40.186	267.3	42:24.873	17	1	1:44.072	33.591	33.073	37.408	255.9	38:30.737
18	1	1:50.211	33.344	33.407	43.460	266.7	44:15.084	18	1	1:42.939	31.911	32.933	38.095	267.3	40:13.676
19	1	1:52.593 B	32.774	33.754	46.065	266.7	46:07.677	19	1	1:42.291	32.515	32.515	37.261	268.0	41:55.967
20	1	3:46.712	2:30.015	36.624	40.073		49:54.389	20	1	1:41.917	31.983	32.781	37.153	269.3	43:37.884
21	1	1:44.494	32.817	33.846	37.831	262.8	51:38.883	21	1	1:53.395 B	35.043	33.401	44.951	257.1	45:31.279
22	1	2:45.414 B	36.596	49.883	1:18.935	264.1	54:24.297								
23	1	17:30.681	...	34.320	39.798		1:11:54.978								
24	1	1:44.377	32.848	33.456	38.073	257.1	1:13:39.355								
25	1	1:43.720	32.972	33.180	37.568	260.2	1:15:23.075								
26	1	1:42.566	32.151	32.958	37.457	264.1	1:17:05.641								
27	1	1:45.893	32.344	35.088	38.461	264.1	1:18:51.534								
28	1	1:42.978	32.183	33.485	37.310	265.4	1:20:34.512								
29	1	1:42.456	32.256	32.869	37.331	264.7	1:22:16.968								
30	1	1:43.290	32.378	33.156	37.756	266.0	1:24:00.258								
31	1	1:48.433	33.379	34.805	40.249	265.4	1:25:48.691								
32	1	1:43.900	32.464	34.032	37.404	266.0	1:27:32.591								
33	1	1:44.837	32.434	33.083	39.320	264.7	1:29:17.428								
34	1	1:42.563	32.323	32.969	37.271	266.0	1:30:59.991								
29 MV2S Racing Ligier JS P320 - Nissan LMP3 1.Philippe CIMADOMO 2.Emilien CARDE															
1	1	3:20.631	2:02.446	38.383	39.802		3:20.631								
2	1	1:47.925	34.006	34.678	39.241	256.5	5:08.556								
3	1	1:46.836	34.080	33.497	39.259	262.1	6:55.392								
4	1	1:45.857	33.321	33.422	39.114	262.8	8:41.249								
5	1	1:46.118	32.877	33.660	39.581	262.8	10:27.367								
6	1	1:45.898	32.878	34.149	38.871	262.8	12:13.265								



MLMC Collective Test Day


Portimao Round

Afternoon Test

Sector Analysis

Lap under Red Flag Invalidated Lap ■ Personal Best ■ Session Best **B** Crossing the pit lane

Lap	D	Time	Sector 1	Sector 2	Sector 3	T. Spd	Elapsed	Lap	D	Time	Sector 1	Sector 2	Sector 3	T. Spd	Elapsed	
22	2	3:36.689	2:23.571	33.817	39.301		49:07.968	48 Murphy Prototypes 1.Torsten KRATZ 2.Enzo ELIAS								
23	2	1:44.075	32.724	33.721	37.630	266.0	50:52.043		1.Torsten KRATZ	3.William BRATT						
24	2	2:09.261 B	32.221	33.082	1:03.958	267.3	53:01.304									
25	2	7:10.596	5:57.890	33.618	39.088		1:00:11.900									
26	2	1:42.563	32.245	32.717	37.601	260.9	1:01:54.463									
27	2	1:42.047	31.860	32.636	37.551	266.0	1:03:36.510									
28	2	1:42.003	31.659	32.760	37.584	264.7	1:05:18.513									
29	2	1:44.963	32.145	34.440	38.378	264.7	1:07:03.476									
30	2	1:43.142	33.170	32.592	37.380	265.4	1:08:46.618									
31	2	1:42.600	31.632	32.877	38.091	266.7	1:10:29.218									
32	2	1:41.816	31.791	32.494	37.531	266.7	1:12:11.034									
33	2	1:43.047	32.455	32.774	37.818	268.7	1:13:54.081									
34	2	1:50.019 B	31.865	33.564	44.590	266.0	1:15:44.100									
35	1	5:52.566	4:38.110	34.477	39.979		1:21:36.666									
36	1	1:47.583	36.046	32.961	38.576	221.8	1:23:24.249									
37	1	1:43.245	32.981	32.626	37.638	262.8	1:25:07.494									
38	1	1:43.483	33.130	32.722	37.631	266.7	1:26:50.977									
39	1	2:21.576 B	53.196	36.481	51.899	266.7	1:29:12.553									
42		Steller Motorsport					Audi R8 LMS	49 AF Corse 1.Hiroshi KOIZUMI 2.Kei COZZOLINO								
		1.Sylvain GUINTOLI					GT3									
		2.Sennan FIELDING														
1	2	3:25.877	2:00.405	42.050	43.422		3:25.877									
2	2	1:57.151	37.317	37.064	42.770	231.3	5:23.028									
3	2	1:53.431	36.313	36.097	41.021	241.1	7:16.459									
4	2	2:01.323	35.158	40.534	45.631	245.5	9:17.782									
5	2	1:54.226	33.230	33.657	47.339	255.9	11:12.008									
6	2	1:47.172	33.567	33.325	40.280	258.4	12:59.180									
7	2	1:44.465	32.740	32.966	38.759	258.4	14:43.645									
8	2	1:45.845	32.647	34.144	39.054	258.4	16:29.490									
9	2	1:46.320	33.646	33.700	38.974	260.9	18:15.810									
10	2	2:55.643 B	37.422	1:01.672	1:16.549	259.6	21:11.453									
11	2	5:21.506	4:02.704	37.502	41.300		26:32.959									
12	2	1:50.457	34.678	35.138	40.641	255.9	28:23.416									
13	2	1:48.871	33.705	34.840	40.326	254.1	30:12.287									
14	2	1:47.876	33.381	34.065	40.430	257.1	32:00.163									
15	2	1:50.692	36.160	34.450	40.082	257.8	33:50.855									
16	2	1:47.319	33.483	34.104	39.732	255.9	35:38.174									
17	2	1:47.219	32.991	34.125	40.103	257.1	37:25.393									
18	2	1:55.558 B	33.247	34.565	47.746	257.8	39:20.951									
19	2	26:45.024 B					1:06:05.975									
20	1	2:22.827	1:04.219	35.795	42.813		1:08:28.802									
21	1	1:52.189	34.294	35.723	42.172	254.7	1:10:20.991									
22	1	1:49.218	34.208	34.916	40.094	255.9	1:12:10.209									
23	1	1:48.567	34.721	34.043	39.803	256.5	1:13:58.776									
24	1	1:49.485	33.454	34.633	41.398	256.5	1:15:48.261									
25	1	1:47.585	33.469	34.428	39.688	255.9	1:17:35.846									
26	1	1:46.176	33.168	33.651	39.357	257.8	1:19:22.022									
27	1	1:53.105 B	33.271	34.525	45.309	257.8	1:21:15.127									
28	2	3:37.334	2:24.466	33.792	39.076		1:24:52.461									
29	2	1:44.524	32.719	33.219	38.586	260.9	1:26:36.985									
30	2	1:43.875	32.451	32.859	38.565	260.9	1:28:20.860									
31	2	1:48.739 B	32.365	33.020	43.354	260.2	1:30:09.599									
1	2	2:51.961	1:31.319	40.140	40.502		2:51.961									
2	2	1:47.555	34.358	34.183	39.014	255.3	4:39.516									
3	2	1:45.647	33.159	33.554	38.934	259.0	6:25.163									
4	2	1:44.655	32.728	33.438	38.489	259.6	8:09.818									
5	2	1:52.430 B	33.512	34.486	44.432	259.6	10:02.248									
6	2	7:20.857	6:08.822	33.681	38.354		17:23.105									



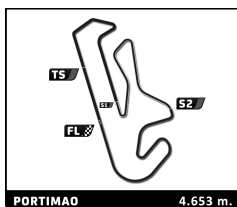
MLMC Collective Test Day

Portimao Round

Afternoon Test

Sector Analysis

Lap under Red Flag													Invalidated Lap	Personal Best	Session Best	B Crossing the pit lane							
Lap	D	Time	Sector 1	Sector 2	Sector 3	T. Spd	Elapsed	Lap	D	Time	Sector 1	Sector 2	Sector 3	T. Spd	Elapsed								
7	2	2:11.089 B	32.642	33.140	1:05.307	260.2	19:34.194	21	2	1:47.608	32.779	33.407	41.422	257.1	50:40.319								
8	2	7:20.618	6:08.742	33.568	38.308		26:54.812	22	2	2:05.302 B	32.807	33.216	59.279	259.6	52:45.621								
9	2	1:44.626	32.794	33.324	38.508	260.2	28:39.438	23	2	8:31.541	7:13.385	35.941	42.215		1:01:17.162								
10	2	1:45.183	32.636	33.196	39.351	260.2	30:24.621	24	2	1:51.893	34.387	34.474	43.032	256.5	1:03:09.055								
11	2	1:45.010	32.767	33.568	38.675	259.6	32:09.631	25	2	1:47.113	33.442	34.087	39.584	259.0	1:04:56.168								
12	2	1:44.458	32.876	33.163	38.419	259.6	33:54.089	26	2	1:45.166	33.188	33.194	38.784	259.6	1:06:41.334								
13	2	1:50.245B	33.205	33.430	43.610	262.8	35:44.334	27	2	1:51.806B	33.370	33.841	44.595	257.8	1:08:33.140								
14	1	4:02.792	2:41.737	35.735	45.320		39:47.126	28	2	3:53.524	2:40.385	33.616	39.523		1:12:26.664								
15	1	1:51.586	34.370	36.486	40.730	259.6	41:38.712	29	2	1:44.396	32.815	33.157	38.424	260.2	1:14:11.060								
16	1	1:47.480	33.913	34.076	39.491	260.2	43:26.192	30	2	1:44.370	32.591	33.246	38.533	260.9	1:15:55.430								
17	1	1:47.242	33.314	34.143	39.785	260.9	45:13.434	31	2	1:45.683	32.816	34.215	38.652	262.8	1:17:41.113								
18	1	1:47.408	33.945	34.069	39.394	260.9	47:00.842	32	2	1:44.151	32.765	32.915	38.471	259.6	1:19:25.264								
19	1	1:46.300	33.116	34.138	39.046	260.9	48:47.142	33	2	1:45.938	32.622	33.392	39.924	260.2	1:21:11.202								
20	1	1:45.791	32.967	33.895	38.929	260.2	50:32.933	34	2	1:52.800 B	32.471	33.656	46.673	261.5	1:23:04.002								
21	1	2:10.673 B	33.376	35.337	1:01.960	262.8	52:43.606	35	2	3:12.563	2:00.124	33.916	38.523		1:26:16.565								
22	1	8:49.583	7:31.447	37.372	40.764		1:01:33.189	36	2	1:45.592	32.735	33.553	39.304	259.0	1:28:02.157								
23	1	1:49.502	35.694	34.353	39.455	256.5	1:03:22.691	37	2	1:43.994	32.542	33.241	38.211	259.6	1:29:46.151								
24	1	1:46.911	33.344	33.891	39.676	259.0	1:05:09.602	38	2	1:45.285	32.582	32.888	39.815	260.2	1:31:31.436								
25	1	1:49.516	33.010	35.849	40.657	259.0	1:06:59.118	<div style="border: 1px solid black; padding: 5px;"> 59 Team Virage Ligier JS P320 - Nissan LMP3 1. Oscar BITTAR 2. Alessandro BRACALENTE </div>								1	2	3:00.154	1:29.582	40.871	49.701		3:00.154
26	1	1:45.764	33.216	33.812	38.736	259.0	1:08:44.882									2	2	2:07.636	42.606	39.594	45.436	196.7	5:07.790
27	1	1:51.485	32.828	35.300	43.357	260.2	1:10:36.367									3	2	2:01.077	40.668	36.368	44.041	229.8	7:08.867
28	1	1:47.826	34.111	34.023	39.692	261.5	1:12:24.193									4	2	1:56.400	35.657	37.667	43.076	259.0	9:05.267
29	1	1:45.719	32.944	33.886	38.889	260.9	1:14:09.912									5	2	1:56.730	42.274	36.091	38.365	191.8	11:01.997
30	1	1:45.125	32.901	33.588	38.636	260.9	1:15:55.037									6	2	1:43.006	32.006	32.752	38.248	265.4	12:45.003
31	1	1:47.729	32.614	34.910	40.205	262.1	1:17:42.766									7	2	1:42.468	32.150	32.490	37.828	262.8	14:27.471
32	1	3:43.638B	32.581	2:18.098	52.959	262.1	1:21:26.404									8	2	1:42.423	32.145	32.551	37.727	266.0	16:09.894
33	2	4:18.821	3:06.474	34.160	38.187		1:25:45.225									9	2	1:49.379B	31.618	32.530	45.231	266.0	17:59.273
34	2	1:43.709	32.572	33.167	37.970	260.9	1:27:28.934									10	2	9:16.812	8:01.983	35.254	39.575		27:16.085
35	2	1:43.427	32.509	32.991	37.927	260.2	1:29:12.361									11	2	1:45.367	33.118	33.799	38.450	263.4	29:01.452
36	2	1:42.819	32.298	32.717	37.804	260.9	1:30:55.180									12	2	1:41.055	31.535	32.316	37.204	264.7	30:42.507
<div style="border: 1px solid black; padding: 5px;"> 55 GMB Motorsport Honda NSX GT3 GT3 1. Thomas ANDERSEN 2. Simon BIRCH </div>																13	2	1:40.490	31.373	32.402	36.715	268.0	32:22.997
								14	2	1:39.892	31.530	31.947	36.415	267.3	34:02.889								
								15	2	1:46.744	34.152	33.283	39.309	270.7	35:49.633								
								16	2	1:45.246	33.113	34.009	38.124	271.4	37:34.879								
								17	2	1:39.745	31.431	31.833	36.481	269.3	39:14.624								
								18	2	1:48.334B	31.309	31.955	45.070	270.0	41:02.958								
								19	1	4:33.981	3:22.038	33.795	38.148		45:36.939								
								20	1	1:41.585	31.944	32.818	36.823	266.7	47:18.524								
								21	1	1:42.030	32.716	32.220	37.094	268.0	49:00.554								
								22	1	1:41.775	32.437	32.401	36.937	266.7	50:42.329								
								23	1	2:05.514 B	31.854	32.739	1:00.921	267.3	52:47.843								
								24	1	11:40.282	...	35.863	40.282		1:04:28.125								
								25	1	1:44.461	32.446	33.848	38.167	260.9	1:06:12.586								
26	1	1:40.815	31.807	32.139	36.869	262.8	1:07:53.401																
27	1	1:40.930	31.530	32.215	37.185	267.3	1:09:34.331																
28	1	1:41.713	31.803	32.117	37.793	266.0	1:11:16.044																
29	1	1:45.425	35.008	32.188	38.229	272.0	1:13:01.469																
30	1	1:41.427	32.527	32.169	36.731	267.3	1:14:42.896																
31	1	1:44.816	33.903	32.298	38.615	272.0	1:16:27.712																
32	1	2:35.877	32.530	32.207	1:31.140	261.5	1:19:03.589																



MLMC Collective Test Day

Portimao Round

Afternoon Test

Sector Analysis

Lap under Red Flag Invalidated Lap ■ Personal Best ■ Session Best **B** Crossing the pit lane

Lap	D	Time	Sector 1	Sector 2	Sector 3	T. Spd	Elapsed	Lap	D	Time	Sector 1	Sector 2	Sector 3	T. Spd	Elapsed
40	2	1:39.945	31.404	31.783	36.758	267.3	1:29:19.280	12	1	1:47.304	35.288	33.647	38.369	263.4	37:27.763
41	2	1:47.881 B	31.305	32.399	44.177	268.0	1:31:07.161	13	1	1:44.575	32.609	33.405	38.561	264.7	39:12.338
88 GMB Motorsport Honda NSX GT3 1. Lars Engelbrecht PEDERSEI 2. Jan MAGNUSSEN															
1	2	3:25.863	2:09.787	35.597	40.479		3:25.863	14	1	1:42.868	32.324	32.968	37.576	264.7	40:55.206
2	2	1:46.664	33.822	33.740	39.102	255.3	5:12.527	15	1	1:42.897	32.052	33.165	37.680	267.3	42:38.103
3	2	1:45.404	32.224	33.459	38.721	259.0	6:57.931	16	1	1:43.739	32.362	32.730	38.647	268.0	44:21.842
4	2	1:50.176 B	32.959	32.941	44.276	259.6	8:48.107	17	1	1:42.694	32.421	32.718	37.555	264.1	46:04.536
5	2	9:01.319	7:43.608	33.876	43.835		17:49.426	18	1	1:51.818 B	32.172	32.989	46.657	268.7	47:56.354
6	2	2:35.365 B	33.167	46.919	1:15.279	258.4	20:24.791	19	2	3:10.430	2:00.759	32.339	37.332		51:06.784
7	2	6:41.245	5:28.897	33.434	38.914		27:06.036	20	2	2:16.120 B	31.321	34.025	1:10.774	268.7	53:22.904
8	2	1:45.058	32.944	33.144	38.970	259.6	28:51.094	21	2	6:48.029	5:38.531	32.277	37.221		1:00:10.933
9	2	1:44.720	33.001	33.082	38.637	258.4	30:35.814	22	2	1:39.879	31.151	31.952	36.776	264.1	1:01:50.812
10	2	1:45.147	32.887	33.618	38.642	260.9	32:20.961	23	2	1:39.647	31.251	31.883	36.513	266.7	1:03:30.459
11	2	1:53.012 B	34.996	34.009	44.007	260.2	34:13.973	24	2	1:47.333 B	30.935	32.123	44.275	267.3	1:05:17.792
12	1	4:29.700	3:14.527	34.827	40.346		38:43.673	25	1	4:14.569	2:53.968	38.949	41.652		1:09:32.361
13	1	1:48.311	33.546	34.294	40.471	257.8	40:31.984	26	1	1:47.837	36.209	33.643	37.985	193.5	1:11:20.198
14	1	1:50.358	34.628	35.286	40.444	256.5	42:22.342	27	1	1:43.590	32.830	32.761	37.999	265.4	1:13:03.788
15	1	1:49.260	34.187	34.372	40.701	257.1	44:11.602	28	1	1:42.098	32.291	32.526	37.281	264.1	1:14:45.886
16	1	1:48.958	34.159	34.513	40.286	255.9	46:00.560	29	1	1:42.624	32.410	32.512	37.702	266.0	1:16:28.510
17	1	1:49.080	33.976	34.510	40.594	257.8	47:49.640	30	1	1:43.270	32.318	32.654	38.298	266.7	1:18:11.780
18	1	1:49.436	34.062	34.952	40.422	254.7	49:39.076	31	1	1:42.230	32.322	32.487	37.421	263.4	1:19:54.010
19	1	2:02.150 B	34.456	37.806	49.888	256.5	51:41.226	32	1	1:43.067	32.138	32.335	38.594	266.7	1:21:37.077
20	1	10:58.503	9:32.460	41.263	44.780		1:02:39.729	33	1	1:44.451	32.023	33.286	39.142	266.7	1:23:21.528
21	1	1:51.717	35.757	35.279	40.681	247.7	1:04:31.446	34	1	1:41.685	31.899	32.552	37.234	267.3	1:25:03.213
22	1	1:51.633	34.082	35.423	42.128	255.3	1:06:23.079	35	1	1:41.489	31.853	32.379	37.257	267.3	1:26:44.702
23	1	1:48.602	33.714	34.593	40.295	255.3	1:08:11.681	36	1	1:43.582	32.268	32.500	38.814	270.0	1:28:28.284
24	1	1:48.816	33.848	34.600	40.368	257.8	1:10:00.497	37	1	1:41.346	31.707	31.919	37.720	266.7	1:30:09.630
25	1	2:05.705 B	34.181	37.214	54.310	257.8	1:12:06.202								
26	2	4:31.802	3:16.036	35.590	40.176		1:16:38.004								
27	2	1:49.741	32.780	33.058	43.903	260.9	1:18:27.745								
28	2	1:43.940	32.625	33.195	38.120	261.5	1:20:11.685								
29	2	1:43.427	32.404	32.995	38.028	261.5	1:21:55.112								
30	2	1:43.289	32.542	32.688	38.059	262.1	1:23:38.401								
31	2	1:55.371	32.795	40.675	41.901	261.5	1:25:33.772								
32	2	1:43.104	32.407	32.706	37.991	262.1	1:27:16.876								
33	2	1:42.928	32.297	32.381	38.250	262.8	1:28:59.804								
34	2	1:52.793 B	32.261	34.933	45.599	262.1	1:30:52.597								
97 COOL Racing Ligier JS P320 - Nissan 1. Luis SANJUAN 2. David DROUX															
1	1	6:12.954 B	4:49.686	35.262	48.006		6:12.954								
2	2	3:45.951	2:34.921	33.339	37.691		9:58.905								
3	2	1:41.066	31.767	32.359	36.940	261.5	11:39.971								
4	2	1:48.399	32.010	32.151	44.238	265.4	13:28.370								
5	2	1:40.450	31.422	32.039	36.989	264.1	15:08.820								
6	2	1:49.356 B	31.433	32.038	45.885	265.4	16:58.176								
7	1	9:11.134	7:56.162	35.358	39.614		26:09.310								
8	1	1:43.971	32.977	33.360	37.634	262.8	27:53.281								
9	1	1:43.817	32.735	33.161	37.921	266.0	29:37.098								
10	1	1:51.004 B	32.456	33.067	45.481	265.4	31:28.102								
11	1	4:12.357	2:56.673	35.598	40.086		35:40.459								