

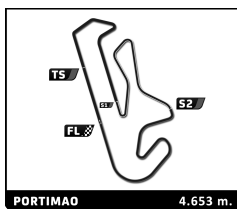
Michelin Le Mans Cup

Portimao Round

Free Practice 1

Sector Analysis

Lap under Red Flag											Invalidated Lap	Personal Best	Session Best	B Crossing the pit lane			
Lap	D	Time	Sector 1	Sector 2	Sector 3	T. Spd	Elapsed	Lap	D	Time	Sector 1	Sector 2	Sector 3	T. Spd	Elapsed		
2		CD Sport					Ligier JS P320 - Nissan					LMP3					
		1.Fabien MICHAL															
		2.Kirill SMAL															
1	1	2:27.507	1:05.795	40.245	41.467		2:27.507	2	1	1:54.845	36.145	37.543	41.157	248.8	5:14.921		
2	1	1:52.283	36.065	37.114	39.104	197.8	4:19.790	3	1	1:48.301	34.633	34.733	38.935	256.5	7:03.222		
3	1	1:49.117	32.279	33.181	43.657	264.7	6:08.907	4	1	1:49.742	35.512	33.703	40.527	246.6	8:52.964		
4	1	1:42.059	31.821	32.725	37.513	264.1	7:50.966	5	1	2:20.197 B	37.910	43.877	58.410	257.8	11:13.161		
5	1	1:46.117	32.272	32.534	41.311	263.4	9:37.083	6	1	5:41.522	4:10.548	42.814	48.160		16:54.683		
6	1	2:16.996 B	43.188	40.873	52.935	261.5	11:54.079	7	1	2:08.678	41.383	40.398	46.897	215.1	19:03.361		
7	1	5:43.122	4:12.952	42.060	48.110		17:37.201	8	1	3:26.704 B	1:02.792	1:04.190	1:19.722	125.6	22:30.065		
8	1	2:31.396 B	39.239	40.469	1:11.688	251.2	20:08.597	9	1	6:43.664	5:10.593	43.749	49.322		29:13.729		
9	1	8:35.539	7:07.475	42.163	45.901		28:44.136	10	1	2:04.527	38.953	39.162	46.412	249.4	31:18.256		
10	1	2:06.509	39.370	40.989	46.150	240.0	30:50.645	11	1	2:19.727 B	38.498	39.497	1:01.732	250.6	33:37.983		
11	1	2:07.129	40.605	40.100	46.424	220.9	32:57.774	12	2	7:56.586	6:35.466	37.825	43.295		41:34.569		
12	1	3:14.319 B	52.481	1:03.311	1:18.527	254.1	36:12.093	13	2	2:00.624	37.785	38.231	44.608	256.5	43:35.193		
13	2	5:17.580	3:54.211	39.556	43.813		41:29.673	14	2	2:00.731	38.327	38.799	43.605	258.4	45:35.924		
14	2	2:00.091	38.643	37.904	43.544	231.3	43:29.764	15	2	1:57.807	37.229	37.420	43.158	255.9	47:33.731		
15	2	1:56.787	36.894	37.520	42.373	255.9	45:26.551	16	2	1:58.395	37.162	37.688	43.545	260.9	49:32.126		
16	2	1:57.874	37.172	38.013	42.689	257.1	47:24.425	17	2	2:07.033 B	37.459	38.824	50.750	259.6	51:39.159		
17	2	1:58.701	37.277	38.507	42.917	258.4	49:23.126	18	2	4:24.209	3:04.075	37.251	42.883		56:03.368		
18	2	1:58.952	37.595	38.634	42.723	258.4	51:22.078	19	2	1:57.883	36.941	37.601	43.341	259.6	58:01.251		
19	2	1:57.475	37.100	37.511	42.864	259.6	53:19.553	20	2	1:59.202	37.411	38.234	43.557	260.9	1:00:00.453		
20	2	1:56.930	36.567	37.578	42.785	259.6	55:16.483										
21	2	1:58.244	37.312	37.829	43.103	258.4	57:14.727										
22	2	2:06.991	37.608	45.423	43.960	257.8	59:21.718										
23	2	1:58.420	37.151	37.950	43.319	259.6	1:01:20.138										
3		DKR Engineering					Duqueine M30 - D08 - Nissan					LMP3					
		1.Alexander BUKHANTSOV															
		2.James WINSLOW															
1	1	3:32.683	2:04.674	42.676	45.333		3:32.683	1	2	2:06.921	50.979	36.165	39.777		2:06.921		
2	1	1:53.727	36.334	38.087	39.306	248.8	5:26.410	2	2	1:44.471	33.022	33.263	38.186	261.5	3:51.392		
3	1	1:46.761	33.631	34.335	38.795	261.5	7:13.171	3	2	1:41.596	32.335	32.216	37.045	264.7	5:32.988		
4	1	1:48.970	33.389	33.705	41.876	245.5	9:02.141	4	2	1:41.227	31.909	32.395	36.923	266.7	7:14.215		
5	1	2:06.385	39.521	40.931	45.933	265.4	11:08.526	5	2	1:58.835 B	33.090	33.205	52.540	268.7	9:13.050		
6	1	2:22.654 B	41.223	45.027	56.404	255.9	13:31.180	6	2	6:55.622	5:31.116	39.382	45.124		16:08.672		
7	1	15:03.410	...	57.293	50.499		28:34.590	7	2	2:03.828	38.563	38.915	46.350	239.5	18:12.500		
8	1	2:06.533	39.777	40.042	46.714	238.9	30:41.123	8	2	2:55.860 B	39.676	53.968	1:22.216	213.4	21:08.360		
9	1	3:12.380 B	41.296	1:24.782	1:06.302	251.2	33:53.503	9	2	8:15.531	6:53.302	39.102	43.127		29:23.891		
10	1	7:16.770	5:50.760	40.805	45.205		41:10.273	10	2	1:57.543	36.872	37.666	43.005	253.5	31:21.434		
11	1	2:01.567	38.316	38.551	44.700	255.9	43:11.840	11	2	2:06.139 B	36.699	38.656	50.784	256.5	33:27.573		
12	1	2:07.317	38.098	38.752	50.467	256.5	45:19.157	12	2	8:54.325	7:32.767	38.640	42.918		42:21.898		
13	1	2:01.689	38.736	38.908	44.045	253.5	47:20.846	13	2	1:58.149	36.651	37.715	43.783	254.1	44:20.047		
14	1	2:01.617	38.011	38.668	44.938	252.3	49:22.463	14	2	2:09.234 B	37.911	39.831	51.492	255.3	46:29.281		
15	1	2:01.389	37.857	38.903	44.629	257.8	51:23.852	15	1	4:44.484	3:17.317	40.497	46.670		51:13.765		
16	1	1:59.649	37.606	38.498	43.545	257.8	53:23.501	16	1	2:07.909	39.151	39.304	49.454	243.2	53:21.674		
17	1	2:01.717	38.076	39.294	44.347	259.6	55:25.218	17	1	2:05.140	38.852	39.834	46.454	238.9	55:26.814		
18	1	2:00.782	37.766	38.813	44.203	259.6	57:26.000	18	1	2:05.110	38.565	39.878	46.667	255.9	57:31.924		
19	1	2:01.548	37.913	39.029	44.606	258.4	59:27.548	19	1	2:05.039	38.703	40.231	46.105	251.2	59:36.963		
20	1	2:01.629	38.167	39.262	44.200	258.4	1:01:29.177	20	1	2:04.821	38.321	39.867	46.633	253.5	1:01:41.784		
4		Nielsen Racing					Duqueine M30 - D08 - Nissan					LMP3					
		1.John MELSOM															
		2.Matthew BELL															
1	1	3:20.076	1:54.808	41.212	44.056		3:20.076	1	1	2:10.606	49.529	39.036	42.041		2:10.606		
2	1	1:46.068	34.144	34.018	37.906	262.1	3:56.674	2	1	1:46.068	34.144	34.018	37.906	262.1	3:56.674		
3	1	1:44.800	32.510	34.003	38.287	270.7	5:41.474	3	1	1:44.800	32.510	34.003	38.287	270.7	5:41.474		
4	1	1:43.961	32.465	32.539	38.957	269.3	7:25.435	4	1	1:43.961	32.465	32.539	38.957	269.3	7:25.435		
5	1	1:45.927	32.451	32.681	40.795	270.0	9:11.362	5	1	1:45.927	32.451	32.681	40.795	270.0	9:11.362		
6	1	2:20.999 B	38.886	40.122	1:01.991	255.3	11:32.361	6	1	2:20.999 B	38.886	40.122	1:01.991	255.3	11:32.361		
7	1	5:02.716	3:37.050	39.938	45.728		16:35.077	7	1	5:02.716	3:37.050	39.938	45.728		16:35.077		
8	1	2:04.156	38.163	39.042	46.951	252.9	18:39.233	8	1	2:04.156	38.163	39.042	46.951	252.9	18:39.233		



Michelin Le Mans Cup

Portimao Round

Free Practice 1

Sector Analysis

PORTIMAO 4.653 m.

Lap under Red Flag Invalidated Lap Personal Best Session Best Crossing the pit lane

Lap	D	Time	Sector 1	Sector 2	Sector 3	T. Spd	Elapsed	Lap	D	Time	Sector 1	Sector 2	Sector 3	T. Spd	Elapsed
9	1	3:13.879 B	50.515	1:03.681	1:19.683	235.8	21:53.112	3	2	1:43.834	32.697	33.039	38.098	262.8	6:55.651
10	1	6:22.340	4:54.815	40.601	46.924		28:15.452	4	2	1:44.504	32.718	33.311	38.475	264.1	8:40.155
11	1	2:03.115	38.558	39.528	45.029	243.8	30:18.567	5	2	2:15.504B	35.569	42.341	57.594	263.4	10:55.659
12	1	2:02.749	38.707	38.974	45.068	247.7	32:21.316	6	1	6:26.787	4:58.718	41.597	46.472		17:22.446
13	1	2:58.959 B	40.009	59.524	1:19.426	247.7	35:20.275	7	1	2:29.807 B	39.392	41.240	1:09.175	251.7	19:52.253
14	2	6:04.660	4:39.215	40.434	45.011		41:24.935	8	1	9:10.951	7:43.349	40.292	47.310		29:03.204
15	2	1:58.414	37.859	37.719	42.836	252.9	43:23.349	9	1	2:13.247B	39.098	38.843	55.306	248.8	31:16.451
16	2	1:59.375	37.128	37.976	44.271	260.9	45:22.724	10	2	10:45.837	9:20.612	39.688	45.537		42:02.288
17	2	2:00.602	37.357	39.157	44.088	259.6	47:23.326	11	2	2:01.134	38.173	38.451	44.510	251.7	44:03.422
18	2	1:58.449	37.632	37.851	42.966	260.2	49:21.775	12	2	2:01.757	38.627	38.447	44.683	254.7	46:05.179
19	2	1:56.784	37.070	37.613	42.101	262.1	51:18.559	13	2	2:02.077	38.339	38.680	45.058	254.1	48:07.256
20	2	1:57.151	36.478	37.886	42.787	261.5	53:15.710	14	2	2:06.790	39.594	39.153	48.043	224.5	50:14.046
21	2	1:56.915	36.752	37.908	42.255	262.1	55:12.625	15	2	2:03.586	38.598	39.016	45.972	255.3	52:17.632
22	2	2:06.291B	36.996	38.191	51.104	262.1	57:18.916	16	2	2:10.938B	38.695	39.853	52.390	254.7	54:28.570
								17	1	4:45.834	3:18.476	39.664	47.694		59:14.404
								18	1	2:04.313	38.990	39.279	46.044	253.5	1:01:18.717

8 **GRAFF Racing** Ligier JS P320 - Nissan LMP3
 1. George NAKAS
 2. Fraser ROSS

1	2	46:07.346	...	40.412	44.032		46:07.346
2	2	2:00.170	37.962	38.438	43.770	252.3	48:07.516
3	2	2:08.341	39.777	43.828	44.736	223.6	50:15.857
4	2	2:00.838	38.448	38.170	44.220	256.5	52:16.695
5	2	1:59.553	37.703	38.202	43.648	255.3	54:16.248
6	2	2:17.505	55.164	38.858	43.483	254.7	56:33.753
7	2	1:59.228	37.053	38.702	43.473	255.9	58:32.981
8	2	2:00.987	38.378	39.076	43.533	255.3	1:00:33.968

9 **Racing Spirit of Leman** Ligier JS P320 - Nissan LMP3
 1. Christian GISY
 2. Ralf KELLENERS

1	1	3:13.168	1:46.644	41.626	44.898		3:13.168
2	1	2:04.561B	37.312	36.100	51.149	253.5	5:17.729
3	1	3:12.073	1:58.452	34.465	39.156		8:29.802
4	1	2:08.047 B	34.555	36.776	56.716	262.1	10:37.849
5	1	5:24.362	3:59.237	39.584	45.541		16:02.211
6	1	2:05.886	38.338	39.639	47.909	249.4	18:08.097
7	1	2:56.101 B	39.708	55.831	1:20.562	247.1	21:04.198
8	1	8:41.515	7:16.415	40.008	45.092		29:45.713
9	1	2:02.142	38.339	39.133	44.670	242.7	31:47.855
10	1	2:34.668 B	38.265	40.012	1:16.391	251.7	34:22.523
11	2	6:52.651	5:26.919	39.779	45.953		41:15.174
12	2	2:05.068	41.786	38.769	44.513	240.0	43:20.242
13	2	2:00.225	37.559	38.651	44.015	252.3	45:20.467
14	2	2:06.210	38.681	38.998	48.531	244.3	47:26.677
15	2	1:58.942	37.502	37.895	43.545	254.1	49:25.619
16	2	1:59.351	37.644	37.877	43.830	255.3	51:24.970
17	2	2:07.809B	38.021	38.337	51.451	256.5	53:32.779
18	1	3:55.148	2:29.729	40.894	44.525		57:27.927
19	1	2:03.476	38.299	40.487	44.690	252.3	59:31.403
20	1	2:03.052	39.363	38.919	44.770	254.7	1:01:34.455

10 **Racing Spirit of Leman** Aston Martin Vantage GT3 GT3
 1. Arnold ROBIN
 2. Valentin HASSE-CLOT


1	2	3:21.759	2:00.194	39.873	41.692		3:21.759
2	2	1:50.058	36.074	34.543	39.441	191.5	5:11.817

11 **CD Sport** Ligier JS P320 - Nissan LMP3
 1. Shahan Haig SARKISSIAN
 2. Franck CHAPPARD

1	2	2:25.618	1:01.336	40.436	43.846		2:25.618
2	2	1:50.478	36.682	35.038	38.758	236.3	4:16.096
3	2	1:44.069	32.715	33.171	38.183	264.7	6:00.165
4	2	1:41.830	31.872	32.985	36.973	266.7	7:41.995
5	2	1:46.779	32.093	32.706	41.980	270.0	9:28.774
6	2	2:17.897B	40.268	41.490	56.139	227.8	11:46.671
7	2	5:22.815	3:53.934	42.716	46.165		17:09.486
8	2	2:13.801 B	40.463	39.613	53.725	216.4	19:23.287
9	2	11:04.613	9:42.177	38.450	43.986		30:27.900
10	2	2:00.618	38.302	38.804	43.512	249.4	32:28.518
11	2	2:58.077 B	37.815	1:00.809	1:19.453	253.5	35:26.595
12	1	6:05.902	4:40.026	41.160	44.716		41:32.497
13	1	2:04.940	39.682	40.483	44.775	224.5	43:37.437
14	1	2:01.427	37.871	38.979	44.577	253.5	45:38.864
15	1	2:07.424B	37.655	38.600	51.169	256.5	47:46.288
16	1	11:52.540	...	39.297	44.070		59:38.828
17	1	2:01.881	37.237	40.024	44.620	256.5	1:01:40.709

13 **Inter Europol Competition** Ligier JS P320 - Nissan LMP3
 1. Ben STONE
 2. Santiago CONCEPCIÓN S

1	2	2:27.676	1:08.225	38.512	40.939		2:27.676
2	2	1:45.219	33.623	33.481	38.115	260.9	4:12.895
3	2	1:42.612	32.188	32.640	37.784	267.3	5:55.507
4	2	1:41.872	31.592	33.214	37.066	266.7	7:37.379
5	2	1:45.481	32.280	32.442	40.759	268.0	9:22.860
6	2	2:16.313B	40.044	41.747	54.522	220.4	11:39.173
7	2	3:33.222	2:09.585	39.282	44.355		15:12.395
8	2	2:02.141	38.933	38.880	44.328	240.5	17:14.536
9	2	2:12.535 B	38.484	39.460	54.591	236.3	19:27.071
10	1	9:08.946	7:40.448	40.871	47.627		28:36.017
11	1	2:06.729	39.928	40.146	46.655	213.0	30:42.746
12	1	2:07.228	41.431	41.363	44.434	210.5	32:49.974
13	1	3:11.189 B	49.155	1:03.273	1:18.761	252.9	36:01.163
14	1	5:11.161	3:45.479	40.003	45.679		41:12.324



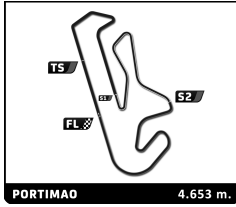
Michelin Le Mans Cup

Portimao Round

Free Practice 1

Sector Analysis

Lap under Red Flag												Invalidated Lap	Personal Best	Session Best	B Crossing the pit lane		
Lap	D	Time	Sector 1	Sector 2	Sector 3	T. Spd	Elapsed	Lap	D	Time	Sector 1	Sector 2	Sector 3	T. Spd	Elapsed		
15	1	2:02.044	38.499	38.595	44.950	252.3	43:14.368	17	1	2:02.364	38.836	38.828	44.700	244.3	48:12.457		
16	1	2:03.185	38.736	39.414	45.035	254.7	45:17.553	18	1	2:04.966	38.865	40.941	45.160	225.9	50:17.423		
17	1	2:02.401	39.243	39.108	44.050	255.3	47:19.954	19	1	2:03.027	39.604	38.829	44.594	248.3	52:20.450		
18	1	2:06.343	B	37.628	37.930	50.785	254.7	49:26.297	20	1	2:03.583	39.515	39.073	44.995	250.6	54:24.033	
19	2	3:44.510	2:22.511	38.498	43.501		53:10.807	21	1	2:04.273	39.354	39.711	45.208	244.9	56:28.306		
20	2	1:59.603	37.645	38.686	43.272	257.1	55:10.410	22	1	2:08.100	39.613	39.920	48.567	237.9	58:36.406		
21	2	2:00.148	38.073	38.309	43.766	257.1	57:10.558	23	1	2:02.472	38.503	38.920	45.049	253.5	1:00:38.878		
22	2	2:01.472	37.579	39.446	44.447	257.1	59:12.030										
23	2	1:59.618	37.214	38.390	44.014	257.1	1:01:11.648										
14 Inter Europol Competition Ligier JS P320 - Nissan LMP3																	
1. Andres LATORRE CANON																	
2. Daniel ALI																	
1	1	2:36.733	1:11.535	41.252	43.946		2:36.733	1	2	1:55.048	39.114	36.362	39.572		1:55.048		
2	1	1:49.693	35.227	35.214	39.252	256.5	4:26.426	2	2	1:43.135	32.804	32.760	37.571	254.7	3:38.183		
3	1	1:46.015	33.211	33.852	38.952	260.9	6:12.441	3	2	1:46.352	32.189	33.944	40.219	265.4	5:24.535		
4	1	1:46.089	33.262	34.295	38.532	262.8	7:58.530	4	2	1:42.354	31.552	33.108	37.694	264.7	7:06.889		
5	1	1:51.431	33.760	34.736	42.935	264.7	9:49.961	5	2	1:42.448	31.750	32.540	38.158	266.0	8:49.337		
6	1	2:23.164	B	40.187	42.318	1:00.659	243.2	12:13.125	6	2	2:01.577	B	33.357	36.327	51.893	262.8	10:50.914
7	1	4:56.156	3:26.671	41.966	47.519		17:09.281	7	2	5:21.256	3:58.570	38.844	43.842		16:12.170		
8	1	2:20.218	B	40.935	40.977	58.306	239.5	19:29.499	8	2	2:00.225	38.041	38.232	43.952	236.8	18:12.395	
9	1	9:05.680	7:34.575	42.423	48.682		28:35.179	9	2	2:53.849	B	38.555	53.593	1:21.701	241.6	21:06.244	
10	1	2:06.310	40.151	39.772	46.387	228.8	30:41.489	10	2	7:46.554	6:23.446	38.111	44.997		28:52.798		
11	1	2:06.219	39.139	41.009	46.071	235.8	32:47.708	11	2	1:59.730	37.650	37.685	44.395	249.4	30:52.528		
12	1	3:11.707	B	50.505	1:03.061	1:18.141	251.7	35:59.415	12	2	2:02.544	38.399	38.870	45.275	240.0	32:55.072	
13	2	5:57.617	4:30.932	41.696	44.989		41:57.032	13	2	3:09.213	B	50.412	1:01.785	1:17.016	247.7	36:04.285	
14	2	2:01.979	38.806	39.170	44.003	252.3	43:59.011	14	1	6:12.019	4:45.861	39.993	46.165		42:16.304		
15	2	2:03.315	37.809	40.401	45.105	257.8	46:02.326	15	1	2:04.850	39.043	39.730	46.077	237.4	44:21.154		
16	2	2:01.447	37.930	39.430	44.087	254.1	48:03.773	16	1	2:04.443	38.872	39.980	45.591	237.4	46:25.597		
17	2	2:01.801	38.345	38.967	44.489	255.9	50:05.574	17	1	2:06.064	39.326	40.675	46.063	250.6	48:31.661		
18	2	2:00.003	37.559	38.321	44.123	257.8	52:05.577	18	1	2:03.223	38.595	40.036	44.592	248.3	50:34.884		
19	2	2:00.386	38.156	38.633	43.597	255.9	54:05.963	19	1	2:00.720	37.564	38.876	44.280	255.3	52:35.604		
20	2	2:01.387	38.540	38.857	43.990	255.9	56:07.350	20	1	2:11.700	B	38.260	40.069	53.371	254.1	54:47.304	
21	2	2:01.021	38.729	38.393	43.899	256.5	58:08.371	21	1	3:24.095	2:00.973	39.128	43.994		58:11.399		
22	2	2:00.402	38.196	38.438	43.768	257.8	1:00:08.773	22	1	2:01.014	37.818	39.170	44.026	255.3	1:00:12.413		
15 Inter Europol Competition Ligier JS P320 - Nissan LMP3																	
1. Chris SHORT																	
2. Bryson MORRIS																	
1	2	2:09.359	53.875	36.059	39.425		2:09.359	1	2	1:52.407	39.378	34.240	38.789		1:52.407		
2	2	1:44.302	33.271	32.903	38.128	255.9	3:53.661	2	2	1:43.220	32.660	32.663	37.897	259.6	3:35.627		
3	2	1:43.870	32.421	33.460	37.989	261.5	5:37.531	3	2	1:44.698	34.241	33.181	37.276	265.4	5:20.325		
4	2	1:45.452	32.739	33.444	39.269	265.4	7:22.983	4	2	1:43.156	32.345	32.968	37.843	268.0	7:03.481		
5	2	1:54.112	39.224	33.864	41.024	265.4	9:17.095	5	2	1:42.303	31.755	32.688	37.860	268.7	8:45.784		
6	2	2:17.413	B	38.288	42.023	57.102	249.4	11:34.508	6	2	2:03.416	B	33.684	37.838	51.894	266.0	10:49.200
7	2	4:20.488	2:57.435	39.048	44.005		15:54.996	7	2	5:42.085	4:19.921	38.614	43.550		16:31.285		
8	2	2:00.372	38.356	38.332	43.684	254.1	17:55.368	8	2	2:00.404	38.616	37.823	43.965	255.3	18:31.689		
9	2	2:38.256	B	37.755	42.103	1:18.398	255.3	20:33.624	9	2	2:57.242	B	38.171	59.873	1:19.198	255.9	21:28.931
10	2	7:49.394	6:25.533	40.298	43.563		28:23.018	10	2	9:14.246	7:51.298	38.630	44.318		30:43.177		
11	2	2:01.223	39.215	38.064	43.944	225.5	30:24.241	11	2	1:58.149	38.053	37.479	42.617	252.9	32:41.326		
12	2	1:59.379	37.787	37.822	43.770	242.2	32:23.620	12	2	3:04.872	B	44.274	1:02.506	1:18.092	258.4	35:46.198	
13	2	2:51.439	B	38.376	56.389	1:16.674	254.7	35:15.059	13	1	6:27.386	5:00.627	40.802	45.957		42:13.584	
14	1	6:41.829	5:13.221	40.790	47.818		41:56.888	14	1	2:06.130	39.757	40.801	45.572	209.7	44:19.714		
15	1	2:10.147	41.263	39.135	49.749	201.5	44:07.035	15	1	2:06.494	39.536	41.434	45.524	213.0	46:26.208		
16	1	2:03.058	38.900	38.905	45.253	242.7	46:10.093	16	1	2:05.902	39.133	40.670	46.099	238.9	48:32.110		
								17	1	2:04.317	40.113	39.474	44.730	233.8	50:36.427		
								18	1	2:02.976	38.493	39.867	44.616	251.2	52:39.403		



Michelin Le Mans Cup

Portimao Round

Free Practice 1

Sector Analysis

Lap under Red Flag Invalidated Lap Personal Best Session Best B Crossing the pit lane

Lap	D	Time	Sector 1	Sector 2	Sector 3	T. Spd	Elapsed
19	1	2:04.916	38.655	41.294	44.967	256.5	54:44.319
20	1	2:03.541	38.563	40.205	44.773	249.4	56:47.860
21	1	2:01.993	38.158	39.563	44.272	257.8	58:49.853
22	1	2:02.357	38.590	39.518	44.249	257.1	1:00:52.210

18		Team Parker Racing		Porsche 911 GT3 R (992)		GT3	
		1.Nick JONES					
		2.Scott MALVERN					
1	1	3:01.978	1:26.454	46.821	48.703		3:01.978
2	1	2:02.153	39.918	38.115	44.120	202.6	5:04.131
3	1	1:54.307	36.135	36.092	42.080	208.5	6:58.438
4	1	1:54.621	35.084	36.249	43.288	254.7	8:53.059
5	1	2:13.402	38.755	43.582	51.065	250.0	11:06.461
6	1	2:27.180	42.269	44.639	1:00.272	236.3	13:33.641
7	1	6:15.587	4:27.204	41.187	1:07.196		19:49.228
8	2	9:16.456	7:53.907	38.266	44.283		29:05.684
9	2	2:00.384	37.763	38.178	44.443	248.3	31:06.068
10	2	2:00.056	37.730	38.166	44.160	248.8	33:06.124
11	2	3:17.305	54.096	1:03.201	1:20.008	184.6	36:23.429
12	1	5:48.351	4:21.808	40.308	46.235		42:11.780
13	1	2:06.178	39.590	40.135	46.453	247.7	44:17.958
14	1	2:06.495	39.079	40.320	47.096	246.0	46:24.453
15	1	2:06.058	39.343	40.460	46.255	248.8	48:30.511
16	1	2:05.881	39.537	39.839	46.505	246.6	50:36.392
17	1	2:07.861	39.553	40.361	47.947	246.0	52:44.253
18	1	2:04.591	39.185	39.568	45.838	247.7	54:48.844
19	1	2:04.959	39.438	39.702	45.819	248.8	56:53.803
20	1	2:05.802	39.273	40.398	46.131	247.7	58:59.605
21	1	2:07.521	39.860	39.869	47.792	247.7	1:01:07.126


19		Leipert Motorsport		Lamborghini Huracan GT3 EVO2		GT3	
		1.Gabriele RINDONE					
		2.Patrick KUJALA					
1	1	2:17.951	53.107	40.336	44.508		2:17.951
2	1	1:51.398	36.144	35.183	40.071	241.6	4:09.349
3	1	1:48.809	33.747	34.266	40.796	256.5	5:58.158
4	1	1:47.105	33.211	34.420	39.474	255.3	7:45.263
5	1	1:50.050	33.135	34.094	42.821	255.9	9:35.313
6	1	2:34.279	47.685	46.547	1:00.047	227.4	12:09.592
7	1	4:39.351	3:10.199	41.265	47.887		16:48.943
8	1	2:08.153	40.348	40.698	47.107	202.2	18:57.096
9	1	3:10.170	42.769	1:01.042	1:26.359	216.4	22:07.266
10	1	6:12.440	4:45.236	41.210	45.994		28:19.706
11	1	2:06.963	39.853	39.672	47.438	232.8	30:26.669
12	1	2:06.397	39.172	40.546	46.679	222.2	32:33.066
13	1	2:58.698	40.153	56.835	1:21.710	237.9	35:31.764
14	2	5:43.593	4:18.125	39.859	45.609		41:15.357
15	2	2:02.021	38.873	38.779	44.369	250.0	43:17.378
16	2	2:02.297	38.094	38.629	45.577	248.8	45:19.675
17	2	2:10.079	38.600	45.882	45.597	249.4	47:29.754
18	2	2:00.870	37.968	38.451	44.451	250.0	49:30.624
19	2	2:01.409	38.344	38.656	44.409	250.6	51:32.033
20	2	2:08.223	38.311	38.951	50.961	251.7	53:40.256
21	1	4:06.090	2:38.198	41.203	46.689		57:46.346
22	1	2:06.784	39.515	40.789	46.480	246.6	59:53.130

Lap	D	Time	Sector 1	Sector 2	Sector 3	T. Spd	Elapsed
23	1	2:06.951	39.689	40.864	46.398	236.8	1:02:00.081

22		United Autosports		Ligier JS P320 - Nissan		LMP3	
		1.Gerald KRAUT					
		2.Scott ANDREWS					
1	2	3:13.757	1:36.192	41.219	56.346		3:13.757
2	2	5:16.470	4:03.472	34.792	38.206		8:30.227
3	2	2:05.495	33.519	35.724	56.252	266.0	10:35.722
4	2	5:30.266	4:08.161	38.122	43.983		16:05.988
5	2	1:58.066	36.829	37.587	43.650	254.1	18:04.054
6	2	2:44.000	37.148	47.870	1:18.982	254.1	20:48.054
7	2	8:05.909	6:46.208	37.147	42.554		28:53.963
8	2	1:57.873	37.308	37.442	43.123	250.6	30:51.836
9	2	2:02.631	38.377	38.830	45.424	253.5	32:54.467
10	2	3:07.821	47.215	1:03.110	1:17.496	257.1	36:02.288
11	1	6:02.223	4:32.219	41.606	48.398		42:04.511
12	1	2:04.112	38.723	39.676	45.713	250.6	44:08.623
13	1	2:05.742	39.630	40.829	45.283	252.3	46:14.365
14	1	2:04.539	39.177	40.056	45.306	252.3	48:18.904
15	1	2:04.426	39.399	40.017	45.010	253.5	50:23.330
16	1	2:06.170	39.146	41.145	45.879	251.7	52:29.500
17	1	2:22.149	39.741	42.919	59.489	253.5	54:51.649

23		United Autosports		Ligier JS P320 - Nissan		LMP3	
		1.John SCHAUERMAN					
		2.Wayne BOYD					
1	2	2:48.710	1:27.634	35.952	45.124		2:48.710
2	2	4:38.416	3:22.412	34.334	41.670		7:27.126
3	2	1:47.165	32.434	34.840	39.891	261.5	9:14.291
4	2	2:19.405	38.239	40.440	1:00.726	258.4	11:33.696
5	2	4:38.480	3:18.440	37.625	42.415		16:12.176
6	2	1:57.358	36.597	37.224	43.537	255.3	18:09.534
7	2	2:46.013	38.118	50.835	1:17.060	253.5	20:55.547
8	1	8:22.473	6:43.454	45.007	54.012		29:18.020
9	1	2:05.571	39.377	39.336	46.858	244.3	31:23.591
10	1	2:16.563	39.508	39.680	57.375	243.2	33:40.154
11	1	7:46.500	6:16.576	43.470	46.454		41:26.654
12	1	2:05.144	39.724	39.371	46.049	235.8	43:31.798
13	1	2:11.138	39.314	39.144	52.680	236.8	45:42.936

24		Leipert Motorsport		Lamborghini Huracan GT3 Evo		GT3	
		1.Gregg GORSKI					
		2.Brendon LEITCH					
1	1	3:15.190	1:44.718	42.151	48.321		3:15.190
2	1	1:59.844	38.756	37.220	43.868	226.9	5:15.034
3	1	1:58.551	38.137	37.888	42.526	240.0	7:13.585
4	1	1:57.742	37.059	37.267	43.416	252.9	9:11.327
5	1	2:11.804	39.369	40.712	51.723	251.2	11:23.131
6	1	2:28.870	43.172	45.234	1:00.464	240.5	13:52.001
7	1	5:00.270	3:26.554	43.839	49.877		18:52.271
8	1	3:12.335	44.186	1:03.335	1:24.814	237.9	22:04.606
9	2	6:41.377	5:17.929	38.881	44.567		28:45.983
10	2	2:01.717	38.970	38.676	44.071	237.4	30:47.700
11	2	2:01.070	37.932	38.483	44.655	250.6	32:48.770
12	2	3:06.552	48.652	1:01.741	1:16.159	251.2	35:55.322



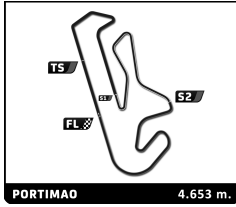
Michelin Le Mans Cup

Portimao Round

Free Practice 1

Sector Analysis

Lap under Red Flag											Invalidated Lap	Personal Best	Session Best	B Crossing the pit lane		
Lap	D	Time	Sector 1	Sector 2	Sector 3	T. Spd	Elapsed	Lap	D	Time	Sector 1	Sector 2	Sector 3	T. Spd	Elapsed	
25		360 Racing					Ligier JS P320 - Nissan					LMP3				
		1.Mark RICHARDS														
		2.Belen GARCIA														
1	2	3:29.232	2:11.123	37.777	40.332		3:29.232	4	1	1:45.882	32.699	34.111	39.072	262.1	8:06.787	
2	2	1:47.030	34.647	34.004	38.379	252.3	5:16.262	5	1	2:18.434	33.318	35.872	1:09.244	260.9	10:25.221	
3	2	1:43.522	33.504	32.699	37.319	264.7	6:59.784	6	1	2:35.053	B	43.035	48.385	1:03.633	230.8	13:00.274
4	2	1:42.746	32.274	31.928	38.544	267.3	8:42.530	7	2	6:36.052	B	4:51.374	41.222	1:03.456		19:36.326
5	2	2:01.049	B	33.053	35.873	52.123	267.3	10:43.579	8	2	9:09.021	7:42.011	40.757	46.253		28:45.347
6	2	18:30.564	...	40.316	49.698		29:14.143	9	2	2:15.477	B	42.121	39.391	53.965	220.4	31:00.824
7	2	1:59.495	38.317	37.978	43.200	251.2	31:13.638	10	2	4:23.484	B	2:03.357	58.563	1:21.564		35:24.308
8	2	1:57.798	37.144	38.034	42.620	257.8	33:11.436	11	2	6:17.522	4:51.960	39.923	45.639		41:41.830	
9	2	3:16.802	B	51.621	1:02.697	1:22.484	165.6	36:28.238	12	2	2:03.249	39.047	39.190	45.012	244.3	43:45.079
10	1	6:03.623	4:37.972	40.520	45.131		42:31.861	13	2	2:02.740	38.945	38.798	44.997	251.2	45:47.819	
11	1	2:01.989	38.342	39.056	44.591	252.3	44:33.850	14	2	2:09.322	B	38.184	38.650	52.488	247.7	47:57.141
12	1	2:01.780	38.104	39.075	44.601	255.3	46:35.630	15	1	4:33.498	3:02.275	42.829	48.394		52:30.639	
13	1	1:59.524	37.575	37.895	44.054	257.1	48:35.154	16	1	2:10.310	41.444	41.141	47.725	235.8	54:40.949	
14	1	2:04.529	37.855	40.521	46.153	256.5	50:39.683	17	1	2:10.577	40.868	41.235	48.474	237.4	56:51.526	
15	1	2:00.837	37.581	39.292	43.964	252.3	52:40.520	18	1	2:12.173	40.244	40.527	52.402	215.1	59:04.699	
16	1	2:02.341	38.088	39.613	44.640	256.5	54:42.861	19	1	2:24.329	39.907	40.320	1:04.102	225.5	1:01:29.028	
17	1	1:59.247	37.802	38.135	43.310	249.4	56:42.108									
18	1	1:59.808	37.352	38.476	43.980	259.6	58:41.916									
19	1	2:00.404	37.622	38.766	44.016	260.9	1:00:42.320									
26		360 Racing					Ligier JS P320 - Nissan					LMP3				
		1.Terrence WOODWARD														
		2.Tommy FOSTER														
1	2	2:38.734	1:22.152	36.108	40.474		2:38.734	1	1	5:48.006	4:20.633	43.208	44.165		5:48.006	
2	2	1:44.239	33.504	33.284	37.451	259.0	4:22.973	2	1	1:53.469	37.410	36.217	39.842	256.5	7:41.475	
3	2	1:41.638	31.666	32.481	37.491	264.1	6:04.611	3	1	1:48.124	32.557	33.936	41.631	264.7	9:29.599	
4	2	1:41.442	31.934	32.627	36.881	266.0	7:46.053	4	1	2:19.850	B	40.884	43.763	55.203	258.4	11:49.449
5	2	1:44.210	32.244	32.439	39.527	270.0	9:30.263	5	1	9:21.918	B	7:02.446	56.825	1:22.647		21:11.367
6	2	2:11.765	B	38.522	40.448	52.795	252.9	11:42.028	6	1	7:31.363	6:01.538	42.648	47.177		28:42.730
7	2	9:34.184	B	7:17.269	57.792	1:19.123	21:16.212	7	1	2:07.499	39.904	40.390	47.205	236.3	30:50.229	
8	2	7:16.711	5:52.985	39.088	44.638		28:32.923	8	1	2:12.722	42.023	43.668	47.031	247.1	33:02.951	
9	2	2:00.816	37.616	39.326	43.874	251.7	30:33.739	9	1	3:19.297	B	55.483	1:04.207	1:19.607	232.3	36:22.248
10	2	1:59.089	37.238	37.694	44.157	254.7	32:32.828	10	2	5:18.167	B	3:47.254	39.874	51.039		41:40.415
11	2	2:55.066	B	37.411	57.802	1:19.853	35:27.894	11	2	2:45.522	1:23.273	38.118	44.131		44:25.937	
12	1	6:02.358	4:37.626	39.820	44.912		41:30.252	12	2	2:14.702	37.551	38.119	59.032	253.5	46:40.639	
13	1	2:04.322	40.562	38.984	44.776	224.1	43:34.574	13	2	1:58.778	37.234	37.926	43.618	256.5	48:39.417	
14	1	2:01.254	38.611	38.560	44.083	256.5	45:35.828	14	2	2:00.439	38.351	38.258	43.830	252.3	50:39.856	
15	1	2:01.598	39.383	38.759	43.456	229.3	47:37.426	15	2	2:01.644	38.150	38.824	44.670	252.3	52:41.500	
16	1	2:04.131	41.643	38.741	43.747	259.6	49:41.557	16	2	2:00.636	37.614	38.315	44.707	256.5	54:42.136	
17	1	2:00.442	38.063	38.757	43.622	257.1	51:41.999	17	2	1:58.654	37.797	37.748	43.109	253.5	56:40.790	
18	1	2:08.893	38.464	39.660	50.769	260.2	53:50.892	18	2	2:00.338	37.957	38.404	43.977	257.8	58:41.128	
19	1	1:59.878	38.048	38.386	43.444	260.2	55:50.770	19	2	1:59.550	37.515	38.467	43.568	257.1	1:00:40.678	
20	1	2:00.827	39.233	38.572	43.022	261.5	57:51.597									
21	1	2:01.454	38.745	38.704	44.005	261.5	59:53.051									
22	1	2:01.028	38.228	38.857	43.943	256.5	1:01:54.079									
27		24-7 Motorsport					Ligier JS P320 - Nissan					LMP3				
		1.Andrew FERGUSON														
		2.Louis HAMILTON SMITH														
1	1	2:39.387	1:13.479	41.032	44.876		2:39.387	1	1	3:15.164	1:49.722	42.276	43.166		3:15.164	
2	1	1:54.143	35.616	36.100	42.427	250.0	4:33.530	2	1	1:49.099	35.027	34.932	39.140	247.7	5:04.263	
3	1	1:47.375	34.226	33.521	39.628	256.5	6:20.905	3	1	1:44.437	32.812	33.471	38.154	262.8	6:48.700	
							4	1	1:44.411	32.573	33.474	38.364	264.7	8:33.111		
							5	1	2:36.265	B	51.274	45.473	59.518	264.7	11:09.376	
							6	2	4:32.253	3:08.993	39.229	44.031		15:41.629		
							7	2	1:58.568	37.852	37.542	43.174	248.3	17:40.197		
							8	2	2:25.606	B	37.422	38.665	1:09.519	252.9	20:05.803	
							9	2	9:08.839	7:39.995	39.487	49.357		29:14.642		
							10	2	2:01.807	38.481	38.965	44.361	242.7	31:16.449		
							11	2	2:01.158	37.533	37.888	45.737	254.7	33:17.607		
							12	2	3:31.857	B	1:13.303	1:01.715	1:16.839	79.8	36:49.464	




Michelin Le Mans Cup

Portimao Round

Free Practice 1

Sector Analysis

Lap under Red Flag													Invalidated Lap	Personal Best	Session Best	B Crossing the pit lane
Lap	D	Time	Sector 1	Sector 2	Sector 3	T. Spd	Elapsed	Lap	D	Time	Sector 1	Sector 2	Sector 3	T. Spd	Elapsed	
39		GRAFF Racing		Ligier JS P320 - Nissan		LMP3										
		1. James SWEETNAM														
		2. Samir BEN														
1	2	3:39.581	2:16.170	40.351	43.060		3:39.581									
2	2	1:49.354	34.691	35.806	38.857	258.4	5:28.935									
3	2	1:44.350	32.523	33.407	38.420	264.7	7:13.285									
4	2	1:45.908	32.722	33.087	40.099	264.1	8:59.193									
5	2	2:15.803	B 36.244	40.532	59.027	262.1	11:14.996									
6	2	3:37.215	2:10.507	41.185	45.523		14:52.211									
7	2	2:03.617	38.640	40.153	44.824	250.0	16:55.828									
8	2	2:09.555	B 38.689	40.148	50.718	241.1	19:05.383									
9	2	9:00.632	7:35.942	40.077	44.613		28:06.015									
10	2	2:01.023	38.095	38.438	44.490	253.5	30:07.038									
11	2	2:00.915	37.899	38.850	44.166	257.1	32:07.953									
12	2	2:27.467	B 37.880	44.872	1:04.715	259.6	34:35.420									
13	1	6:53.502	5:25.015	41.841	46.646		41:28.922									
14	1	2:03.828	39.548	39.224	45.056	211.8	43:32.750									
15	1	2:02.853	38.920	39.095	44.838	252.3	45:35.603									
16	1	2:01.275	38.370	38.604	44.301	253.5	47:36.878									
17	1	2:35.682	B 58.775	39.606	57.301	257.8	50:12.560									
18	1	3:17.289	1:54.801	38.461	44.027		53:29.849									
19	1	1:59.554	37.936	38.331	43.287	259.0	55:29.403									
20	1	2:00.715	37.611	38.742	44.362	260.2	57:30.118									
21	1	2:01.480	38.065	39.070	44.345	259.0	59:31.598									
22	1	2:01.940	38.365	38.787	44.788	259.0	1:01:33.538									
42		Steller Motorsport		Audi R8 LMS		GT3										
		1. Sylvain GUINTOLI														
		2. Sennan FIELDING														
1	2	2:16.621	57.603	37.404	41.614		2:16.621									
2	2	1:48.780	34.566	34.497	39.717	250.0	4:05.401									
3	2	1:45.237	32.978	33.226	39.033	261.5	5:50.638									
4	2	1:44.878	32.931	33.107	38.840	261.5	7:35.516									
5	2	1:54.188	B 32.559	33.313	48.316	263.4	9:29.704									
6	2	8:33.185	7:09.966	38.635	44.584		18:02.889									
7	2	2:44.140	B 37.697	47.970	1:18.473	254.7	20:47.029									
8	1	8:05.956	6:36.847	41.282	47.827		28:52.985									
9	1	2:08.015	40.805	40.575	46.635	236.8	31:01.000									
10	1	2:07.690	39.774	40.164	47.752	250.0	33:08.690									
11	1	3:18.198	B 53.348	1:02.619	1:22.231	202.6	36:26.888									
12	1	4:57.928	3:30.590	40.282	47.056		41:24.816									
13	1	2:06.669	39.557	40.035	47.077	250.0	43:31.485									
14	1	2:12.469	41.755	40.689	50.025	251.7	45:43.954									
15	1	2:04.973	38.904	40.167	45.902	251.2	47:48.927									
48		Murphy Prototypes		Duqueine M30 - D08 - Nissan		LMP3										
		1. Torsten KRATZ														
		2. Enzo ELIAS														
1	2	2:44.703	1:20.359	41.175	43.169		2:44.703									
2	2	1:48.694	34.757	33.840	40.097	255.9	4:33.397									
3	2	1:43.782	32.617	32.935	38.230	264.1	6:17.179									
4	2	1:42.946	32.014	33.171	37.761	266.7	8:00.125									
5	2	1:59.313	B 32.286	32.861	54.166	268.7	9:59.438									
6	1	7:14.126	5:41.522	45.695	46.909		17:13.564									
7	1	2:19.055	B 40.178	39.678	59.199	233.3	19:32.619									
8	1	9:06.022	7:42.563	38.843	44.616		28:38.641									
9	1	2:05.015	39.078	39.144	46.793	198.5	30:43.656									
10	1	2:24.108	B 40.632	43.693	59.783	202.6	33:07.764									
51		AF Corse		Ferrari 296 GT3		GT3										
		1. Hiroshi KOIZUMI														
		2. Kei COZZOLINO														
1	2	2:13.857	B 52.020	36.484	45.353		2:13.857									
2	2	4:27.361	3:14.738	34.011	38.612		6:41.218									
3	2	1:44.999	33.151	33.671	38.177	260.2	8:26.217									
4	2	1:50.808	32.643	35.524	42.641	262.8	10:17.025									
5	2	2:15.047	B 39.044	40.845	55.158	257.8	12:32.072									
6	2	4:46.879	3:23.439	39.237	44.203		17:18.951									
7	2	2:14.720	B 37.624	38.546	58.550	253.5	19:33.671									
8	2	8:39.819	7:17.129	38.720	43.970		28:13.490									
9	2	2:00.107	37.544	38.421	44.142	250.0	30:13.597									
10	2	2:01.355	37.527	39.099	44.729	252.9	32:14.952									
11	2	2:46.821	B 37.740	52.230	1:16.851	253.5	35:01.773									
12	1	6:48.521	5:20.490	41.163	46.868		41:50.294									
13	1	2:05.513	39.637	40.195	45.681	250.6	43:55.807									
14	1	2:06.658	40.655	40.301	45.702	252.3	46:02.465									
15	1	2:04.548	38.963	39.624	45.961	250.6	48:07.013									
16	1	2:03.975	39.210	39.123	45.642	246.6	50:10.988									
17	1	2:04.664	38.769	39.723	46.172	253.5	52:15.652									
18	1	2:07.572	40.087	40.094	47.391	254.7	54:23.224									
19	1	2:04.778	39.187	40.043	45.548	253.5	56:28.002									
20	1	2:04.765	39.003	40.356	45.406	254.1	58:32.767									
21	1	2:05.548	40.012	39.980	45.556	254.7	1:00:38.315									
55		GMB Motorsport		Honda NSX GT3		GT3										
		1. Thomas ANDERSEN														
		2. Simon BIRCH														
1	2	2:04.526	45.771	37.401	41.354		2:04.526									
2	2	1:50.860	34.103	34.318	42.439	259.0	3:55.386									
3	2	1:47.956	33.548	35.140	39.268	261.5	5:43.342									
4	2	1:44.971	32.777	33.357	38.837	260.9	7:28.313									
5	2	1:55.620	B 32.991	33.922	48.707	261.5	9:23.933									
6	2	4:30.347	3:03.013	41.217	46.117		13:54.280									
7	2	2:06.030	39.007	40.959	46.064	256.5	16:00.310									




Michelin Le Mans Cup

Portimao Round

Free Practice 1

Sector Analysis

Lap under Red Flag												Invalidated Lap	Personal Best	Session Best	B Crossing the pit lane
Lap	D	Time	Sector 1	Sector 2	Sector 3	T. Spd	Elapsed	Lap	D	Time	Sector 1	Sector 2	Sector 3	T. Spd	Elapsed
59 Team Virage Ligier JS P320 - Nissan LMP3 1. Oscar BITTAR 2. Alessandro BRACALENTE															
1	2	2:03.319	45.043	37.691	40.585		2:03.319								
2	2	1:48.023	33.701	34.277	40.045	259.0	3:51.342								
3	2	1:45.756	33.966	33.789	38.001	262.8	5:37.098								
4	2	1:43.859	32.763	32.588	38.508	266.7	7:20.957								
5	2	1:45.577	32.478	33.388	39.711	269.3	9:06.534								
6	2	2:13.733	B	39.396	39.289	55.048	263.4	11:20.267							
7	2	6:15.954	4:37.086	42.084	56.784		17:36.221								
8	2	28:20.391	B				45:56.612								
9	1	2:32.839	1:05.339	41.750	45.750		48:29.451								
10	1	2:02.705	38.713	39.821	44.171	251.2	50:32.156								
11	1	2:01.109	37.598	39.171	44.340	254.7	52:33.265								
12	1	2:02.587	38.437	39.903	44.247	255.9	54:35.852								
13	1	2:01.103	37.663	39.269	44.171	257.1	56:36.955								
14	1	2:02.205	39.082	39.099	44.024	259.0	58:39.160								
15	1	2:04.048	38.147	41.042	44.859	257.1	1:00:43.208								
63 Iron Lynx Lamborghini Huracan GT3 EVO2 1. Hiroshi HAMAGUCHI 2. Vincent ABRIL															
1	1	3:28.391	2:05.332	40.822	42.237		3:28.391								
2	1	1:51.610	35.867	35.825	39.918	256.5	5:20.001								
3	1	1:47.798	34.089	34.197	39.512	259.0	7:07.799								
4	1	1:47.161	33.367	33.952	39.842	260.2	8:54.960								
5	1	2:15.238	B	36.819	40.739	57.680	257.8	11:10.198							
6	1	4:55.938	3:32.752	38.742	44.444		16:06.136								
7	1	2:03.386	38.541	38.887	45.958	237.9	18:09.522								
8	1	2:48.208	B	38.956	51.979	1:17.273	254.1	20:57.730							
9	1	7:23.560	5:59.674	39.967	43.919		28:21.290								
10	1	2:00.415	38.055	38.277	44.083	249.4	30:21.705								
11	1	2:00.298	38.164	38.137	43.997	254.1	32:22.003								
12	1	2:51.518	B	39.194	56.168	1:16.156	254.1	35:13.521							
13	2	6:08.798	4:44.683	40.158	43.957		41:22.319								
14	2	1:59.188	37.551	37.787	43.850	252.3	43:21.507								
15	2	2:09.533	37.941	38.119	53.473	254.7	45:31.040								
16	2	1:59.745	37.564	38.316	43.865	252.3	47:30.785								
64 Team Parker Racing Porsche 911 GT3 R GT3 1. Alex MARTIN 2. Charles BATEMAN															
1	2	2:37.268	1:15.255	39.143	42.870		2:37.268								
2	2	1:50.010	35.175	35.383	39.452	251.2	4:27.278								
3	2	1:47.876	33.152	33.841	40.883	258.4	6:15.154								
4	2	1:46.485	33.202	33.642	39.641	259.0	8:01.639								
5	2	1:59.128	B	33.309	33.700	52.119	260.2	10:00.767							
6	2	6:40.611	5:17.902	38.693	44.016		16:41.378								
7	2	2:02.864	38.066	39.992	44.806	250.0	18:44.242								
8	2	3:13.417	B	49.042	1:03.015	1:21.360	250.6	21:57.659							
9	2	7:33.122	6:07.742	38.965	46.415		29:30.781								
10	2	1:59.845	37.629	38.209	44.007	248.3	31:30.626								
11	2	2:25.119	B	37.696	39.530	1:07.893	251.2	33:55.745							
12	1	7:18.897	5:52.078	40.886	45.933		41:14.642								
13	1	2:03.681	38.395	39.574	45.712	250.0	43:18.323								
14	1	2:01.597	38.635	38.292	44.670	250.6	45:19.920								
15	1	2:02.486	38.769	38.975	44.742	250.6	47:22.406								
16	1	2:05.698	38.815	40.893	45.990	250.6	49:28.104								
17	1	2:01.907	37.984	39.124	44.799	251.2	51:30.011								
18	1	2:01.381	38.310	38.524	44.547	253.5	53:31.392								
19	1	2:02.238	38.393	39.371	44.474	251.2	55:33.630								
20	1	2:02.269	38.148	38.922	45.199	252.9	57:35.899								
21	1	2:14.125	B	38.994	39.285	55.846	250.0	59:50.024							
66 Rinaldi Racing Ligier JS P320 - Nissan LMP3 1. Steve PARROW 2. Daniel KEILWITZ															
1	1	3:24.811	2:02.169	41.079	41.563		3:24.811								
2	1	1:52.296	37.001	36.447	38.848	258.4	5:17.107								
3	1	1:47.021	34.086	34.175	38.760	265.4	7:04.128								
4	1	1:46.627	33.378	33.649	39.600	266.0	8:50.755								
5	1	2:15.632	B	34.779	43.191	57.662	265.4	11:06.387							
6	1	4:52.290	3:23.622	41.723	46.945		15:58.677								
7	1	2:15.691	41.037	43.465	51.189	222.7	18:14.368								
8	1	3:00.378	B	41.712	59.862	1:18.804	196.4	21:14.746							
9	1	8:17.090	6:45.355	42.467	49.268		29:31.836								
10	1	2:05.441	39.587	39.943	45.911	236.8	31:37.277								
11	1	2:29.935	B	39.089	40.912	1:09.934	238.9	34:07.212							
12	1	8:18.053	6:50.332	40.722	46.999		42:25.265								
13	1	2:06.105	40.206	40.154	45.745	244.3	44:31.370								
14	1	2:06.079	39.457	39.946	46.676	245.5	46:37.449								
15	1	2:05.729	39.695	40.744	45.290	221.8	48:43.178								
16	1	2:02.709	39.217	39.288	44.204	254.7	50:45.887								
17	1	2:10.054	B	38.456	39.366	52.232	256.5	52:55.941							
18	2	3:43.086	2:21.523	38.388	43.175		56:39.027								
19	2	2:08.522	37.697	38.909	51.916	260.9	58:47.549								
20	2	1:58.102	37.027	37.471	43.604	259.6	1:00:45.651								



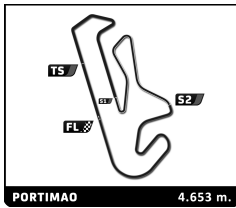
Michelin Le Mans Cup

Portimao Round

Free Practice 1

Sector Analysis

Lap under Red Flag											Invalidated Lap	Personal Best	Session Best	B Crossing the pit lane			
Lap	D	Time	Sector 1	Sector 2	Sector 3	T. Spd	Elapsed	Lap	D	Time	Sector 1	Sector 2	Sector 3	T. Spd	Elapsed		
67		Haegeli by T2 Racing					Duqueine M30 - D08 - Nissan					LMP3					
		1. Pieder DECURTINS															
		2. Brent VERHEYEN															
1	1	2:29.547	1:06.850	39.693	43.004		2:29.547	5	2	2:21.288 B	40.235	42.402	58.651	236.8	12:21.680		
2	1	1:48.444	35.036	34.736	38.672	259.0	4:17.991	6	2	5:48.698	4:24.830	38.565	45.303		18:10.378		
3	1	1:44.603	32.865	33.225	38.513	267.3	6:02.594	7	2	2:49.036 B	38.456	52.868	1:17.712	254.7	20:59.414		
4	1	1:45.240	32.885	33.153	39.202	264.7	7:47.834	8	2	7:23.097	5:58.963	39.838	44.296		28:22.511		
5	1	1:59.868 B	32.417	33.053	54.398	270.0	9:47.702	9	2	2:01.311	37.862	38.961	44.488	250.6	30:23.822		
6	1	6:14.846	4:50.019	39.503	45.324		16:02.548	10	2	2:00.956	37.679	38.215	45.062	253.5	32:24.778		
7	1	2:04.866	39.041	39.942	45.883	222.2	18:07.414	11	2	2:56.480 B	38.152	58.756	1:19.572	256.5	35:21.258		
8	1	2:46.979 B	38.997	49.119	1:18.863	241.1	20:54.393	12	1	6:47.582	5:17.660	41.655	48.267		42:08.840		
9	1	8:16.761	6:01.540	43.417	1:31.804		29:11.154	13	1	2:09.597	40.266	41.066	48.265	242.7	44:18.437		
10	1	9:37.705 B	38.298			250.6	38:48.859	14	1	2:06.789	39.652	40.844	46.293	243.2	46:25.226		
11	2	5:03.516	3:40.090	39.343	44.083		43:52.375	15	1	2:06.535	39.527	40.288	46.720	251.7	48:31.761		
12	2	1:59.663	37.782	38.822	43.059	257.8	45:52.038	16	1	2:07.954	40.246	41.188	46.520	226.9	50:39.715		
13	2	2:01.336	37.563	39.436	44.337	259.0	47:53.374	17	1	2:07.777	40.174	41.206	46.397	219.5	52:47.492		
14	2	2:01.283	38.693	38.206	44.384	258.4	49:54.657	18	1	2:05.238	39.593	39.736	45.909	252.3	54:52.730		
15	2	2:08.227 B	38.753	38.906	50.568	257.8	52:02.884	19	1	2:03.762	38.792	39.289	45.681	253.5	56:56.492		
16	2	2:58.509	1:37.216	38.629	42.664		55:01.393	20	1	2:05.153	39.159	39.867	46.127	251.7	59:01.645		
17	2	1:59.095	37.261	38.360	43.474	262.1	57:00.488	21	1	2:06.575	39.855	40.430	46.290	251.7	1:01:08.220		
18	2	2:01.345	37.664	38.677	45.004	262.1	59:01.833										
19	2	2:03.068	39.487	38.503	45.078	254.1	1:01:04.901										
77		Team Thor					Ligier JS P320 - Nissan					LMP3					
		1. Audunn GUDMUNDSSON															
		2. Colin NOBLE															
1	1	2:40.635	1:15.519	40.591	44.525		2:40.635	5	2	2:21.007	56.946	40.607	43.454		2:21.007		
2	1	1:49.377	35.315	35.608	38.454	257.1	4:30.012	6	1	1:51.489	35.207	35.681	40.601	250.6	4:12.496		
3	1	1:42.723	32.085	32.762	37.876	264.1	6:12.735	7	1	1:50.137	34.479	34.658	41.000	256.5	6:02.633		
4	1	1:43.643	33.008	32.662	37.973	267.3	7:56.378	8	1	1:48.419	34.177	34.581	39.661	256.5	7:51.052		
5	1	2:36.962 B	32.010	51.292	1:13.660	268.0	10:33.340	9	1	1:53.400	33.923	35.174	44.303	259.0	9:44.452		
6	1	5:57.449	4:29.297	41.318	46.834		16:30.789	10	1	2:26.775 B	42.754	43.454	1:00.567	252.3	12:11.227		
7	1	2:10.520	41.043	40.128	49.349	220.9	18:41.309	11	1	6:35.878	5:06.710	41.621	47.547		18:47.105		
8	1	3:14.314 B	51.063	1:02.617	1:20.634	225.0	21:55.623	12	1	3:12.709 B	48.006	1:02.512	1:22.191	217.3	21:59.814		
9	1	6:42.480	5:15.274	41.031	46.175		28:38.103	13	1	6:22.546	4:53.676	41.292	47.578		28:22.360		
10	1	2:07.317	41.204	40.056	46.057	189.5	30:45.420	14	1	2:05.315	40.366	39.508	45.441	225.0	30:27.675		
11	1	2:10.522	41.515	41.437	47.570	223.6	32:55.942	15	1	2:13.984 B	39.584	40.071	54.329	244.9	32:41.659		
12	1	3:12.353 B	51.723	1:01.594	1:19.036	252.3	36:08.295	16	1	8:48.064	7:19.217	41.858	46.989		41:29.723		
13	2	5:18.575	3:56.658	38.142	43.775		41:26.870	17	1	2:07.614	40.088	39.716	47.810	236.3	43:37.337		
14	2	1:57.778	37.563	37.091	43.124	255.3	43:24.648	18	1	2:05.474	39.317	39.094	47.063	248.3	45:42.811		
15	2	1:57.519	36.702	37.420	43.397	259.6	45:22.167	19	1	2:10.201 B	38.834	39.538	51.829	246.6	47:53.012		
16	2	2:07.719 B	37.411	39.057	51.251	260.2	47:29.886	20	2	4:39.117	3:15.316	38.757	45.044		52:32.129		
17	2	4:42.547	3:21.463	38.134	42.950		52:12.433	17	2	2:02.344	38.376	39.355	44.613	250.0	54:34.473		
18	2	1:57.157	36.875	37.485	42.797	260.9	54:09.590	18	2	2:02.190	38.217	38.733	45.240	251.2	56:36.663		
19	2	1:58.034	36.771	37.509	43.754	260.2	56:07.624	19	2	2:02.524	38.991	38.670	44.863	251.2	58:39.187		
20	2	1:57.429	37.206	37.455	42.768	261.5	58:05.053	20	2	2:03.151	38.533	39.253	45.365	247.7	1:00:42.338		
21	2	1:57.278	36.990	37.546	42.742	261.5	1:00:02.331										
83		AF Corse					Ferrari 296 GT3					GT3					
		1. Charles-Henri SAMANI															
		2. Emmanuel COLLARD															
1	2	2:53.279 B	1:28.611	36.720	47.948		2:53.279	5	2	2:08.478	52.445	36.462	39.571		2:08.478		
2	2	3:30.481	2:16.115	34.723	39.643		6:23.760	6	2	1:43.129	32.237	32.942	37.950	262.1	3:51.607		
3	2	1:46.210	33.760	33.548	38.902	259.0	8:09.970	7	2	1:43.309	32.764	32.325	38.220	270.7	5:34.916		
4	2	1:50.422	33.119	34.131	43.172	259.6	10:00.392	8	2	1:41.527	32.001	32.384	37.142	263.4	7:16.443		
								9	2	1:43.508	32.199	32.346	38.963	270.0	8:59.951		
								10	2	2:03.288 B	34.682	38.409	50.197	267.3	11:03.239		
								11	2	4:40.925	3:18.634	38.654	43.537		15:44.064		
								12	2	2:00.151	37.860	38.884	43.407	259.0	17:44.215		
								13	2	2:26.928 B	37.439	38.068	1:10.821	258.4	20:10.543		
								14	2	10:30.871	9:06.220	39.604	45.047		30:41.414		



Michelin Le Mans Cup

Portimao Round

Free Practice 1

Sector Analysis

Lap under Red Flag Invalidated Lap ■ Personal Best ■ Session Best **B** Crossing the pit lane

Lap	D	Time	Sector 1	Sector 2	Sector 3	T. Spd	Elapsed	Lap	D	Time	Sector 1	Sector 2	Sector 3	T. Spd	Elapsed
11	2	2:17.317	52.138	39.531	45.648	253.5	32:58.731	17	1	2:02.163	38.371	39.056	44.736	253.5	50:05.466
12	2	3:14.626 B	53.145	1:02.388	1:19.093	257.8	36:13.357	18	1	2:10.063B	39.216	38.990	51.857	249.4	52:15.529
13	2	5:01.734	3:37.073	39.970	44.691		41:15.091	19	2	3:15.827	1:54.590	38.192	43.045		55:31.356
14	2	1:59.542	38.326	37.889	43.327	254.1	43:14.633	20	2	1:58.941	37.233	37.870	43.838	260.2	57:30.297
15	2	2:03.258	37.510	39.043	46.705	258.4	45:17.891	21	2	1:57.650	36.959	37.688	43.003	262.1	59:27.947
16	2	2:00.053	38.079	38.585	43.389	260.2	47:17.944	22	2	1:57.445	37.328	37.558	42.559	257.8	1:01:25.392
17	2	2:05.655B	37.656	37.951	50.048	258.4	49:23.599								
18	1	4:22.473	2:56.026	40.061	46.386		53:46.072								
19	1	2:04.557	39.685	39.145	45.727	255.9	55:50.629								
20	1	2:05.400	39.335	40.641	45.424	255.3	57:56.029								
21	1	2:03.381	38.830	39.216	45.335	256.5	59:59.410								
22	1	2:06.630	38.557	40.823	47.250	255.9	1:02:06.040								

88	GMB Motorsport	Honda NSX GT3
	1. Lars Engelbrecht PEDERSEI	GT3
	2. Jan MAGNUSSEN	

1	2	2:47.752	1:25.202	39.054	43.496		2:47.752
2	2	1:50.672	35.500	35.593	39.579	257.8	4:38.424
3	2	1:52.135B	33.946	33.837	44.352	259.6	6:30.559
4	1	5:14.662B	3:23.180	49.428	1:02.054		11:45.221
5	1	3:55.628	2:25.262	41.087	49.279		15:40.849
6	1	2:11.609	41.642	41.436	48.531	218.2	17:52.458
7	1	2:40.001 B	39.861	41.079	1:19.061	245.5	20:32.459
8	1	7:57.849	6:24.964	43.565	49.320		28:30.308
9	1	2:11.389	39.707	42.743	48.939	245.5	30:41.697
10	1	2:28.132 B	42.077	44.591	1:01.464	213.0	33:09.829
11	2	8:45.046	7:20.635	39.098	45.313		41:54.875
12	2	2:01.870	38.569	38.749	44.552	250.0	43:56.745
13	2	2:01.852	38.729	38.374	44.749	246.0	45:58.597
14	2	2:01.299	38.064	38.250	44.985	253.5	47:59.896
15	2	2:08.090B	38.000	38.423	51.667	254.7	50:07.986
16	2	4:49.667	3:24.893	39.829	44.945		54:57.653
17	2	2:01.353	38.049	38.420	44.884	255.9	56:59.006
18	2	2:02.736	38.422	38.936	45.378	254.1	59:01.742
19	2	2:04.790	39.812	39.221	45.757	251.7	1:01:06.532

97	COOL Racing	Ligier JS P320 - Nissan
	1. Luis SANJUAN	LMP3
	2. David DROUX	

1	2	2:06.051	52.152	35.550	38.349		2:06.051
2	2	1:44.397	32.644	33.091	38.662	262.8	3:50.448
3	2	1:41.087	31.811	32.372	36.904	266.0	5:31.535
4	2	1:48.927	32.206	35.353	41.368	266.0	7:20.462
5	2	1:48.991	31.839	34.918	42.234	268.0	9:09.453
6	2	2:08.989B	37.871	38.587	52.531	267.3	11:18.442
7	1	4:59.263	3:28.233	43.219	47.811		16:17.705
8	1	2:04.282	39.112	39.405	45.765	239.5	18:21.987
9	1	2:56.117 B	38.877	57.108	1:20.132	251.7	21:18.104
10	1	9:19.528	7:51.398	41.969	46.161		30:37.632
11	1	2:03.361	38.626	39.936	44.799	249.4	32:40.993
12	1	3:07.767 B	46.307	1:02.876	1:18.584	254.7	35:48.760
13	1	6:03.211	4:36.368	41.208	45.635		41:51.971
14	1	2:04.069	39.287	39.665	45.117	241.6	43:56.040
15	1	2:05.025	38.999	40.801	45.225	251.7	46:01.065
16	1	2:02.238	38.576	39.147	44.515	254.1	48:03.303