

Michelin Le Mans Cup

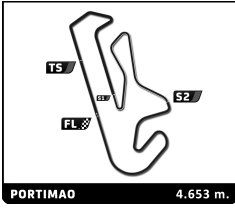
Portimao Round

Bronze Driver Collective Test

Sector Analysis

Lap under Red Flag Invalidated Lap ■ Personal Best ■ Session Best B Crossing the pit lane

Lap	D	Time	Sector 1	Sector 2	Sector 3	T. Spd	Elapsed	Lap	D	Time	Sector 1	Sector 2	Sector 3	T. Spd	Elapsed
1	1	3:16.795 B	55.277	1:02.931	1:18.587		3:16.795	5	1	5:07.298	3:52.500	33.444	41.354		18:57.032
2	1	6:06.184	4:46.646	38.136	41.402		9:22.979	6	1	1:43.157	32.892	32.693	37.572	253.5	20:40.189
3	1	1:47.450	34.436	34.133	38.881	254.1	11:10.429	7	1	1:42.173	31.996	32.730	37.447	254.1	22:22.362
4	1	2:23.694 B	34.488	33.955	1:15.251	256.5	13:34.123	8	1	1:42.450	32.084	32.299	38.067	255.9	24:04.812
5	1	6:41.313	5:22.412	37.475	41.426		20:15.436	9	1	1:41.935	32.131	32.302	37.502	255.9	25:46.747
6	1	1:49.805	34.990	34.839	39.976	251.2	22:05.241	10	1	1:41.310	31.907	32.115	37.288	258.4	27:28.057
7	1	1:47.329	33.508	33.802	40.019	254.7	23:52.570	11	1	1:47.124	31.817	35.850	39.457	260.2	29:15.181
8	1	1:44.719	33.006	33.195	38.518	255.9	25:37.289	12	1	1:48.089	32.189	32.586	43.314	259.0	31:03.270
9	1	1:44.144	33.070	33.016	38.058	257.1	27:21.433	13	1	1:41.516	31.957	32.485	37.074	256.5	32:44.786
10	1	1:44.018	32.848	33.026	38.144	258.4	29:05.451	14	1	1:45.552	31.685	32.245	41.622	260.9	34:30.338
11	1	1:44.653	32.886	33.231	38.536	260.2	30:50.104	15	1	2:32.126	32.401	44.626	1:15.099	257.1	37:02.464
12	1	1:53.032 B	33.251	33.419	46.362	260.2	32:43.136	16	1	2:45.707	1:13.008	53.843	38.856	79.6	39:48.171
13	1	3:26.417	1:49.736	34.020	1:02.661		36:09.553	17	1	1:43.072	32.222	32.598	38.252	255.9	41:31.243
14	1	3:09.323	1:14.889	1:02.139	52.295	79.4	39:18.876	14 Inter Europol Competition Ligier JS P320 - Nissan							
15	1	2:17.465 B	32.997	33.388	1:11.080	254.7	41:36.341	1.Andres LATORRE CANON LMP3							
10 Racing Spirit of Leman Aston Martin Vantage GT3								2.Daniel ALI							
1.Arnold ROBIN GT3															
2.Valentin HASSE-CLOT															
1	1	3:18.101 B	56.831	1:02.314	1:18.956		3:18.101	1	1	3:34.021 B	1:10.921	1:00.961	1:22.139		3:34.021
2	1	6:14.163	4:51.103	39.488	43.572		9:32.264	2	1	6:04.604	4:41.425	42.239	40.940		9:38.625
3	1	2:02.957	39.333	37.550	46.074	208.5	11:35.221	3	1	1:47.377	33.851	34.708	38.818	255.9	11:26.002
4	1	2:41.626 B	33.573	51.089	1:16.964	254.7	14:16.847	4	1	2:34.642 B	33.864	43.488	1:17.290	259.0	14:00.644
5	1	5:38.140	4:23.206	34.485	40.349		19:54.987	5	1	4:58.111	3:43.640	34.896	39.575		18:58.755
6	1	1:45.957	33.357	33.487	39.113	252.9	21:40.944	6	1	1:47.242	33.660	34.753	38.829	255.9	20:45.997
7	1	1:45.177	32.999	33.161	39.017	254.1	23:26.121	7	1	1:46.380	33.722	33.992	38.666	255.3	22:32.377
8	1	1:44.975	33.095	33.095	38.785	255.3	25:11.096	8	1	1:46.736	33.505	34.233	38.998	255.9	24:19.113
9	1	1:52.868 B	32.620	33.705	45.543	256.5	27:03.964	9	1	1:47.177	33.456	34.170	39.551	255.9	26:06.290
11 CD Sport Ligier JS P320 - Nissan								10 1 1:48.547 34.076 34.412 40.059 254.1 27:54.837							
1.Shahan Haig SARKISSIAN LMP3								11 1 1:49.146 33.582 34.159 41.405 257.8 29:43.983							
2.Franck CHAPPARD								12 1 1:44.911 33.100 33.596 38.215 255.3 31:28.894							
1	1	3:44.666 B	1:22.031	1:03.248	1:19.387		3:44.666	13 1 1:44.987 33.557 33.306 38.124 257.1 33:13.881							
2	1	5:44.519	4:28.587	36.298	39.634		9:29.185	14 1 1:52.950 33.253 33.004 46.693 257.8 35:06.831							
3	1	1:46.042	34.083	33.373	38.586	254.1	11:15.227	15 1 3:01.961 43.906 1:02.774 1:15.281 257.1 38:08.792							
4	1	2:30.339 B	33.355	35.243	1:21.741	262.8	13:45.566	16 1 2:22.904 B 1:02.252 34.846 45.806 79.6 40:31.696							
5	1	5:31.199	4:13.319	38.065	39.815		19:16.765	15 Inter Europol Competition Ligier JS P320 - Nissan							
6	1	1:45.997	33.711	32.990	39.296	255.3	21:02.762	1.Chris SHORT LMP3							
7	1	1:42.856	32.096	33.409	37.351	257.8	22:45.618	2.Bryson MORRIS							
8	1	1:44.735	32.264	34.196	38.275	260.2	24:30.353	1	1	3:56.916 B	1:34.494	1:03.698	1:18.724		3:56.916
9	1	1:46.191	34.064	33.432	38.695	255.9	26:16.544	2	1	5:45.468	4:24.837	38.712	41.919		9:42.384
10	1	1:44.135	32.538	33.123	38.474	255.3	28:00.679	3	1	1:49.066	35.665	34.374	39.027	255.3	11:31.450
11	1	1:44.939	31.848	33.742	39.349	262.1	29:45.618	4	1	2:38.161 B	33.508	46.773	1:17.880	257.8	14:09.611
12	1	1:43.342	31.922	33.381	38.039	260.9	31:28.960	5	1	5:05.445	3:50.999	35.925	38.521		19:15.056
13	1	1:41.484	32.316	32.086	37.082	261.5	33:10.444	6	1	1:44.575	33.160	33.081	38.334	254.7	20:59.631
14	1	1:41.202	32.071	32.239	36.892	262.8	34:51.646	7	1	1:45.162	32.967	32.834	39.361	259.6	22:44.793
15	1	2:48.502	33.459	1:00.622	1:14.421	262.8	37:40.148	8	1	1:46.421	32.735	35.741	37.945	256.5	24:31.214
16	1	2:28.606	1:14.089	35.177	39.340	78.1	40:08.754	9	1	1:45.513	33.803	33.209	38.501	260.2	26:16.727
13 Inter Europol Competition Ligier JS P320 - Nissan								10 1 1:46.402 33.351 33.814 39.237 259.0 28:03.129							
1.Ben STONE LMP3								11 1 1:43.831 32.354 32.477 39.000 255.3 29:46.960							
2.Santiago CONCEPCIÓN S								12 1 1:44.791 34.130 32.591 38.070 256.5 31:31.751							
1	1	3:38.371 B	1:14.445	1:00.173	1:23.753		3:38.371	13 1 1:42.223 32.118 32.536 37.569 258.4 33:13.974							
2	1	5:56.838	4:41.540	36.320	38.978		9:35.209	14 1 1:43.473 32.251 32.505 38.717 257.8 34:57.447							
3	1	1:48.448	34.471	35.093	38.884	258.4	11:23.657	15 1 2:50.891 33.824 1:01.909 1:15.158 253.5 37:48.338							
4	1	2:26.077 B	32.823	35.283	1:17.971	258.4	13:49.734	16 1 2:25.042 1:12.979 34.192 37.871 79.0 40:13.380							

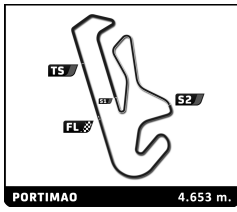


Michelin Le Mans Cup
Portimao Round
Bronze Driver Collective Test

Sector Analysis

Lap under Red Flag
Invalidated Lap
Personal Best
Session Best
B Crossing the pit lane

Lap	D	Time	Sector 1	Sector 2	Sector 3	T. Spd	Elapsed	Lap	D	Time	Sector 1	Sector 2	Sector 3	T. Spd	Elapsed
16	Team Virage Ligier JS P320 - Nissan LMP3 1. Julien GERBI 2. Gillian HENRION							19 Leipert Motorsport Lamborghini Huracan GT3 EVO2 1. Gabriele RINDONE 2. Patrick KUJALA							
1	1	3:12.881 B	54.125	59.596	1:19.160		3:12.881	1	1	10:19.918	9:00.084	37.582	42.252		10:19.918
2	1	5:47.727	4:30.881	36.841	40.005		9:00.608	2	1	1:47.354	34.195	33.895	39.264	248.8	12:07.272
3	1	1:45.238	33.667	33.371	38.200	254.1	10:45.846	3	1	3:06.911 B	46.560	1:01.680	1:18.671	254.1	15:14.183
4	1	1:52.354 B	32.308	32.670	47.376	261.5	12:38.200	4	1	3:56.727	2:37.702	37.669	41.356		19:10.910
5	1	6:00.123	4:47.385	34.583	38.155		18:38.323	5	1	1:45.962 33.238	33.704	39.020	250.0		20:56.872
6	1	1:42.325	32.057	32.812	37.456	259.0	20:20.648	6	1	1:55.013	38.146	35.901	40.966	252.3	22:51.885
7	1	1:43.156	32.711	32.710	37.735	260.9	22:03.804	7	1	1:45.843	33.160	33.366	39.317	248.3	24:37.728
8	1	1:50.846 B	33.317	32.867	44.662	258.4	23:54.650	8	1	1:54.862 B	33.394	34.066	47.402	251.2	26:32.590
9	1	4:59.155	3:42.294	37.142	39.719		28:53.805	9	1	3:25.828	1:53.994	46.228	45.606		29:58.418
10	1	1:43.806	33.192	32.747	37.867	253.5	30:37.611	10	1	1:54.762	38.276	35.781	40.705	241.1	31:53.180
11	1	1:41.606	31.939	32.610	37.057	257.8	32:19.217	11	1	1:47.747	33.387	34.453	39.907	249.4	33:40.927
12	1	1:41.072	31.762	32.412	36.898	259.0	34:00.289	12	1	1:45.794	33.277	33.432	39.085	249.4	35:26.721
13	1	2:20.955 36.154	38.963	1:05.838	261.5		36:21.244	13	1	3:16.726	59.920	1:02.356	1:14.450	169.3	38:43.447
14	1	3:11.672	1:21.713	1:04.778	45.181	73.3	39:32.916	14	1	2:02.487	48.070	33.987	40.430	107.2	40:45.934
15	1	1:49.688 B	32.185	32.582	44.921	258.4	41:22.604								
17	IDEC Sport Ligier JS P320 - Nissan LMP3 1. Patrice LAFARGUE 2. Dino LUNARDI							22 United Autosports Ligier JS P320 - Nissan LMP3 1. Gerald KRAUT 2. Scott ANDREWS							
1	1	4:04.930 B	1:42.038	1:02.536	1:20.356		4:04.930	1	1	4:02.654 B	1:39.228	1:03.525	1:19.901		4:02.654
2	1	5:45.473	4:29.586	35.809	40.078		9:50.403	2	1	5:41.290	4:22.196	36.449	42.645		9:43.944
3	1	1:47.863	34.490	34.198	39.175	254.7	11:38.266	3	1	1:49.243	35.117	34.559	39.567	257.8	11:33.187
4	1	2:44.011 B	33.112	53.997	1:16.902	259.0	14:22.277	4	1	2:41.184 B	33.300	47.928	1:19.956	257.8	14:14.371
5	1	5:21.312	3:59.275	38.891	43.146		19:43.589	5	1	5:08.065	3:51.462	36.445	40.158		19:22.436
6	1	1:48.456	35.298	34.346	38.812	226.9	21:32.045	6	1	1:49.349	35.766	34.400	39.183	251.7	21:11.785
7	1	1:44.740	32.387	33.390	38.963	255.9	23:16.785	7	1	1:47.007	33.641	33.875	39.491	254.1	22:58.792
8	1	1:43.519	32.536	32.930	38.053	256.5	25:00.304	8	1	1:56.682 B	33.258	34.287	49.137	257.1	24:55.474
9	1	1:43.137	32.277	32.797	38.063	257.1	26:43.441	9	1	3:51.009	2:38.764	33.830	38.415		28:46.483
10	1	1:44.439	33.014	33.043	38.382	259.0	28:27.880	10	1	1:59.587 B	32.774	34.529	52.284	262.1	30:46.070
11	1	1:43.353	32.807	32.714	37.832	251.2	30:11.233	11	1	5:34.004	3:49.122	34.324	1:10.558		36:20.074
12	1	1:42.707	32.041	32.451	38.215	261.5	31:53.940	12	1	3:15.592	1:21.789	1:05.134	48.669	73.1	39:35.666
13	1	1:44.027	32.706	32.673	38.648	264.1	33:37.967	13	1	1:46.729	33.429	34.326	38.974	257.8	41:22.395
14	1	1:44.787	33.409	33.027	38.351	260.9	35:22.754								
15	1	3:15.095 B	55.384	1:01.543	1:18.168	252.9	38:37.849								
18	Team Parker Racing Porsche 911 GT3 R (992) GT3 1. Nick JONES 2. Scott MALVERN							23 United Autosports Ligier JS P320 - Nissan LMP3 1. John SCHAUERMAN 2. Wayne BOYD							
1	1	3:46.570 B	1:23.529	1:02.956	1:20.085		3:46.570	1	1	3:01.111 B	49.464	52.810	1:18.837		3:01.111
2	1	5:47.738	4:30.085	37.017	40.636		9:34.308	2	1	6:14.548	4:56.838	35.780	41.930		9:15.659
3	1	1:50.965	34.968	34.960	41.037	249.4	11:25.273	3	1	1:57.612 B	34.094	34.410	49.108	255.3	11:13.271
4	1	2:29.294 B	33.645	38.463	1:17.186	249.4	13:54.567	4	1	7:34.695	6:16.795	37.150	40.750		18:47.966
5	1	5:47.361	4:25.617	39.049	42.695		19:41.928	5	1	1:44.299	33.519	33.092	37.688	255.3	20:32.265
6	1	1:54.451	35.739	36.137	42.575	237.9	21:36.379	6	1	1:42.139	32.342	32.332	37.465	255.3	22:14.404
7	1	1:47.571 32.910	33.907	39.754	247.1		23:23.950	7	1	1:47.606 32.157	32.620	41.829	257.8		24:02.010
8	1	1:46.261	33.486	33.594	39.181	248.8	25:10.211	8	1	1:42.501	32.486	32.513	37.502	255.3	25:44.511
9	1	1:46.250 33.347	33.499	39.404	250.0		26:56.461	9	1	1:42.067	32.182	32.642	37.243	258.4	27:26.578
10	1	1:46.058	33.400	33.563	39.095	251.2	28:42.519	10	1	1:41.665	32.040	32.362	37.263	258.4	29:08.243
11	1	1:59.652 B	33.305	35.824	50.523	251.7	30:42.171	11	1	1:50.068 B	31.904	32.430	45.734	260.2	30:58.311
12	1	9:10.671	7:38.062	51.680	40.929		39:52.842	12	1	2:10.296	58.080	33.322	38.894		33:08.607
13	1	1:50.538	34.714	33.975	41.849	250.0	41:43.380	13	1	1:42.659	32.016	32.760	37.883	258.4	34:51.266
14	1	2:46.988	32.716	1:00.452	1:13.820	257.8	37:38.254	14	1	2:46.988	32.716	1:00.452	1:13.820	257.8	37:38.254
15	1	2:27.457	1:13.380	36.162	37.915	79.5	40:05.711	15	1	2:27.457	1:13.380	36.162	37.915	79.5	40:05.711




Michelin Le Mans Cup

Portimao Round

Bronze Driver Collective Test

Sector Analysis

Lap under Red Flag												Invalidated Lap		Personal Best		Session Best		Crossing the pit lane	
Lap	D	Time	Sector 1	Sector 2	Sector 3	T. Spd	Elapsed	Lap	D	Time	Sector 1	Sector 2	Sector 3	T. Spd	Elapsed				
4	1	6:11.830	4:58.946	34.213	38.671		20:04.221	8	1	1:45.876	33.190	33.518	39.168	255.3	25:04.212				
5	1	1:44.162	33.151	32.994	38.017	257.8	21:48.383	9	1	1:45.314	33.020	33.488	38.806	255.3	26:49.526				
6	1	1:44.098	32.610	33.182	38.306	258.4	23:32.481	10	1	1:48.905	35.655	34.071	39.179	257.1	28:38.431				
7	1	1:42.894	32.355	32.811	37.728	259.0	25:15.375	11	1	1:45.798	32.872	33.643	39.283	257.1	30:24.229				
8	1	1:43.251	32.377	32.626	38.248	260.2	26:58.626	12	1	1:45.775	32.992	34.005	38.778	256.5	32:10.004				
9	1	1:44.027	33.383	32.665	37.979	260.9	28:42.653	13	1	1:48.491	33.935	34.101	40.455	256.5	33:58.495				
10	1	1:44.254	32.285	32.585	39.384	262.8	30:26.907	14	1	2:15.559 B	35.943	34.449	1:05.167	255.9	36:14.054				
11	1	1:43.259	32.118	32.773	38.368	261.5	32:10.166	15	1	3:47.324	2:20.673	46.434	40.217		40:01.378				
12	1	1:52.636 B	32.573	33.752	46.311	262.1	34:02.802	55 GMB Motorsport Honda NSX GT3											
13	1	4:13.920	1:56.780	1:02.466	1:14.674		38:16.722	1.Thomas ANDERSEN											
14	1	2:18.179	1:00.164	34.387	43.628	79.6	40:34.901	2.Simon BIRCH											
42 Steller Motorsport Audi R8 LMS GT3								1 1 6:54.725 B 5:17.169 42.841 54.715 6:54.725											
1.Sylvain GUINTOLI								2 1 3:54.901 2:30.421 38.518 45.962 10:49.626											
2.Sennan FIELDING								3 1 2:20.018 B 37.556 37.119 1:05.343 252.3 13:09.644											
								4 1 5:41.190 4:24.175 36.400 40.615 18:50.834											
								5 1 1:49.464 34.338 34.651 40.475 251.2 20:40.298											
								6 1 1:49.990 34.043 35.598 40.349 252.3 22:30.288											
								7 1 1:47.825 33.800 34.010 40.015 250.0 24:18.113											
								8 1 1:48.062 33.719 34.237 40.106 251.7 26:06.175											
								9 1 1:51.521 34.829 35.017 41.675 251.7 27:57.696											
								10 1 2:25.296 B 33.480 34.157 1:17.659 254.7 30:22.992											
48 Murphy Prototypes Duqueine M30 - D08 - Nissan LMP3								1 2 4:19.934 B 1:59.069 1:02.275 1:18.590 4:19.934											
1.Torsten KRATZ								2 1 5:22.800 4:07.516 34.427 40.857 9:42.734											
2.Enzo ELIAS								3 1 1:46.027 33.754 33.641 38.632 260.2 11:28.761											
								4 1 2:36.065 B 32.716 46.922 1:16.427 258.4 14:04.826											
								5 1 5:09.539 3:54.885 36.058 38.596 19:14.365											
								6 1 1:43.951 32.955 32.760 38.236 259.0 20:58.316											
								7 1 1:43.397 32.479 33.023 37.895 259.6 22:41.713											
								8 1 1:41.290 31.910 32.009 37.371 259.6 24:23.003											
								9 1 1:43.119 31.851 33.550 37.718 260.2 26:06.122											
								10 1 1:41.294 31.899 32.132 37.263 260.9 27:47.416											
								11 1 1:42.100 31.945 32.490 37.665 261.5 29:29.516											
								12 1 1:40.649 31.517 32.132 37.000 261.5 31:10.165											
								13 1 1:40.844 31.691 32.202 36.951 262.8 32:51.009											
								14 1 1:40.259 B 31.376 32.025 36.858 263.4 34:31.268											
								15 1 2:37.799 32.288 50.359 1:15.152 262.1 37:09.067											
								16 1 2:51.336 B 1:14.687 51.053 45.596 79.4 40:00.403											
51 AF Corse Ferrari 296 GT3 GT3								1 1 3:04.824 B 48.920 55.888 1:20.016 3:04.824											
1.Hiroshi KOIZUMI								2 1 6:15.157 4:55.903 37.470 41.784 9:19.981											
2.Kei COZZOLINO								3 1 1:50.317 34.057 36.339 39.921 254.7 11:10.298											
								4 1 2:22.138 B 33.287 34.707 1:14.144 258.4 13:32.436											
								5 1 6:09.494 4:51.125 37.241 41.128 19:41.930											
								6 1 1:48.085 33.835 34.185 40.065 251.2 21:30.015											
								7 1 1:48.321 33.465 34.153 40.703 252.9 23:18.336											
								1 1 2:45.842 B 41.798 42.252 1:21.792 2:45.842											
59 Team Virage Ligier JS P320 - Nissan LMP3								2 1 6:22.250 5:02.165 39.119 40.966 9:08.092											
1.Oscar BITTAR								3 1 1:45.734 33.083 33.387 39.264 257.1 10:53.826											
2.Alessandro BRACALENTE								4 1 1:59.613 B 32.982 32.508 54.123 263.4 12:53.439											
								5 1 5:49.717 4:35.695 32.793 41.229 18:43.156											
								6 1 1:41.799 32.220 32.452 37.127 260.9 20:24.955											
								7 1 1:51.185 B 31.807 33.506 45.872 262.8 22:16.140											
								8 1 3:56.789 2:34.396 41.083 41.310 26:12.929											
								9 1 1:44.762 33.095 32.992 38.675 261.5 27:57.691											
								10 1 1:42.616 32.144 33.064 37.408 259.6 29:40.307											
								11 1 1:40.413 B 31.345 32.218 36.850 263.4 31:20.720											
								12 1 1:45.643 33.831 32.444 39.368 266.7 33:06.363											
								13 1 1:41.223 31.652 32.382 37.189 263.4 34:47.586											
								14 1 2:50.917 B 34.981 58.622 1:17.314 264.1 37:38.503											
63 Iron Lynx Lamborghini Huracan GT3 EVO2 GT3								1 1 10:18.953 9:03.582 35.070 40.301 10:18.953											
1.Hiroshi HAMAGUCHI								2 1 1:46.247 33.492 34.005 38.750 254.7 12:05.200											
2.Vincent ABRIL								3 1 3:05.793 B 47.367 1:01.770 1:16.656 257.1 15:10.993											
								4 1 4:37.702 3:24.822 33.623 39.257 19:48.695											
								5 1 1:44.712 B 32.631 33.128 38.953 254.7 21:33.407											
								6 1 1:50.748 B 32.596 33.547 44.605 255.9 23:24.155											
								7 1 4:41.866 3:23.175 37.770 40.921 28:06.021											
								8 1 1:50.637 34.466 33.839 42.332 228.8 29:56.658											



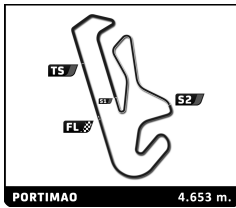
Michelin Le Mans Cup

Portimao Round

Bronze Driver Collective Test

Sector Analysis

Lap under Red Flag											Invalidated Lap		Personal Best	Session Best	B Crossing the pit lane
Lap	D	Time	Sector 1	Sector 2	Sector 3	T. Spd	Elapsed	Lap	D	Time	Sector 1	Sector 2	Sector 3	T. Spd	Elapsed
64 Team Parker Racing Porsche 911 GT3 R															
1. Alex MARTIN															
2. Charles BATEMAN															
1	1	3:19.723 B	1:01.212	59.005	1:19.506		3:19.723	10	1	1:41.815	31.654	32.682	37.479	265.4	27:23.099
2	1	6:00.612	4:44.324	36.508	39.780		9:20.335	11	1	1:49.841	31.862	32.885	45.094	266.0	29:12.940
3	1	1:47.373	34.159	34.010	39.204	252.9	11:07.708	12	1	1:45.640	31.549	32.472	41.619	264.1	30:58.580
4	1	2:20.308 B	33.779	34.596	1:11.933	254.7	13:28.016	13	1	1:43.184	31.647	32.602	38.935	264.1	32:41.764
5	1	5:40.981	4:24.301	36.284	40.396		19:08.997	14	1	1:44.513	32.920	32.814	38.779	253.5	34:26.277
6	1	1:47.164	33.675	34.207	39.282	254.1	20:56.161	15	1	2:38.630	33.712	50.086	1:14.832	263.4	37:04.907
7	1	1:56.389 B	33.596	33.987	48.806	252.3	22:52.550	16	1	2:44.021	1:13.735	51.445	38.841	79.1	39:48.928
8	1	3:18.711	1:57.064	39.174	42.473		26:11.261	17	1	1:43.331	32.418	32.741	39.172	262.8	41:32.259
9	1	1:52.090	34.598	37.133	40.359	248.3	28:03.351								
10	1	1:45.517	33.294	33.158	39.065	252.3	29:48.868								
11	1	1:45.162	32.972	32.894	39.296	252.3	31:34.030								
12	1	1:44.977	33.125	32.925	38.927	252.9	33:19.007								
13	1	1:45.530	32.930	33.059	39.541	251.2	35:04.537								
14	1	3:03.288	44.898	1:02.533	1:15.857	251.2	38:07.825								
15	1	2:23.303	1:04.155	38.244	40.904	79.5	40:31.128								
77 Team Thor Ligier JS P320 - Nissan															
1. Audunn GUDMUNDSSON															
2. Colin NOBLE															
1	1	3:32.002 B	1:10.055	1:00.545	1:21.402		3:32.002	10	1	1:40.678	31.786	31.857	37.035	260.2	28:06.211
2	1	5:56.537	4:39.335	35.965	41.237		9:28.539	11	1	1:45.274	32.131	32.953	40.190	263.4	29:51.485
3	1	1:45.662	33.323	33.568	38.771	255.3	11:14.201	12	1	1:47.693	31.731	36.565	39.397	261.5	31:39.178
4	1	2:29.019 B	33.945	35.174	1:19.900	240.5	13:43.220	13	1	1:41.507	31.861	31.791	37.855	260.9	33:20.685
5	1	5:30.643	4:08.879	40.469	41.295		19:13.863	14	1	1:42.927	31.989	32.765	38.173	259.6	35:03.612
6	1	1:55.276	39.457	36.600	39.219	201.9	21:09.139	15	1	3:02.788	44.634	1:02.509	1:15.645	240.0	38:06.400
7	1	1:48.015	32.569	34.350	41.096	256.5	22:57.154	16	1	2:30.180 B	1:03.518	39.480	47.182	79.6	40:36.580
8	1	1:45.607	32.672	34.418	38.517	258.4	24:42.761								
9	1	1:42.772	31.731	33.056	37.985	259.0	26:25.533								
83 AF Corse Ferrari 296 GT3															
1. Charles-Henri SAMANI															
2. Emmanuel COLLARD															
1	1	3:42.852 B	1:20.922	1:02.824	1:19.106		3:42.852	10	1	1:55.758 B	33.171	33.957	48.630	255.3	28:29.542
2	1	6:12.942	4:55.045	36.944	40.953		9:55.794	11	1	3:26.457	2:09.131	36.413	40.913		31:55.999
3	1	1:48.500	34.199	34.220	40.081	251.7	11:44.294	12	1	1:46.042	33.301	33.431	39.310	256.5	33:42.041
4	1	2:49.146 B	33.691	58.790	1:16.665	252.3	14:33.440	13	1	1:55.925	33.523	34.742	47.660	252.3	35:37.966
5	1	4:51.864	3:34.610	35.988	41.266		19:25.304	14	1	3:26.453	1:13.159	1:01.091	1:12.203	79.8	39:04.419
6	1	1:49.334	34.291	33.997	41.046	250.6	21:14.638	15	1	1:56.390 B	35.310	33.550	47.530	224.1	41:00.809
7	1	1:47.143	33.882	33.721	39.540	248.3	23:01.781								
8	1	1:46.174	33.291	33.430	39.453	252.3	24:47.955								
9	1	1:45.829	33.049	33.683	39.097	253.5	26:33.784								
67 Haegeli by T2 Racing Duqueine M30 - D08 - Nissan															
1. Pieder DECURTINS															
2. Brent VERHEYEN															
1	1	3:15.088 B	55.580	1:00.255	1:19.253		3:15.088	10	1	3:36.245 B	1:13.216	1:00.078	1:22.951		3:36.245
2	1	5:58.624	4:43.898	35.131	39.595		9:13.712	11	1	5:56.469	4:37.073	38.549	40.847		9:32.714
3	1	1:52.730	34.355	34.971	43.404	261.5	11:06.442	12	1	1:47.960	34.005	34.318	39.637	254.1	11:20.674
4	1	2:15.426 B	32.962	33.506	1:08.958	259.0	13:21.868	13	1	2:26.831 B	33.589	36.335	1:16.907	252.3	13:47.505
5	1	5:22.931	4:10.116	34.655	38.160		18:44.799	14	1	5:01.636	3:46.322	35.345	39.969		18:49.141
6	1	1:42.592	32.476	32.694	37.422	262.1	20:27.391								
7	1	1:42.164	31.840	32.695	37.629	262.8	22:09.555								
8	1	1:45.394	31.880	32.878	40.636	262.1	23:54.949								
9	1	1:46.335	31.929	32.935	41.471	262.8	25:41.284								
86 HCR With CaffeineSix Porsche 911 GT3 R															
1. Timothy CRESWICK															
2. Anders FJORBACH															



Michelin Le Mans Cup

Portimao Round

Bronze Driver Collective Test

Sector Analysis

Lap under Red Flag Invalidated Lap ■ Personal Best ■ Session Best **B** Crossing the pit lane

Lap	D	Time	Sector 1	Sector 2	Sector 3	T. Spd	Elapsed	Lap	D	Time	Sector 1	Sector 2	Sector 3	T. Spd	Elapsed
6	1	1:46.775	33.515	34.280	38.980	249.4	20:35.916	14	1	1:43.282	31.949	33.208	38.125	262.1	35:19.230
7	1	1:47.768	33.617	34.159	39.992	249.4	22:23.684	15	1	3:09.304	54.000	1:00.890	1:14.414	254.1	38:28.534
8	1	1:46.039	33.112	33.841	39.086	247.7	24:09.723	16	1	2:11.760	54.356	33.122	44.282	79.7	40:40.294
9	1	1:46.757	33.609	33.867	39.281	248.8	25:56.480								
10	1	1:45.956	33.233	33.907	38.816	250.6	27:42.436								
11	1	1:52.168 B	33.997	33.783	44.388	251.2	29:34.604								
12	1	5:47.482	4:31.314	36.619	39.549		35:22.086								
13	1	3:12.699 B	54.647	1:01.298	1:16.754	248.8	38:34.785								

87		COOL Racing	Ligier JS P320 - Nissan LMP3												
		1. Adrien CHILA													
		2. Cédric OLTRAMARE													
1	1	10:16.895	8:56.007	37.878	43.010		10:16.895								
2	1	1:46.723	33.728	33.149	39.846	255.3	12:03.618								
3	1	3:04.785 B	46.874	1:01.108	1:16.803	259.0	15:08.403								
4	1	3:50.829	2:38.671	34.384	37.774		18:59.232								
5	1	1:44.564	33.460	33.386	37.718	260.9	20:43.796								
6	1	1:43.463	32.145	33.708	37.610	259.0	22:27.259								
7	1	1:42.592	31.910	32.564	38.118	259.0	24:09.851								
8	1	1:42.803	32.576	32.456	37.771	256.5	25:52.654								
9	1	1:41.914	31.971	32.510	37.433	259.6	27:34.568								
10	1	1:41.086	31.819	32.225	37.042	259.6	29:15.654								
11	1	1:57.714 B	32.823	34.365	50.526	262.1	31:13.368								

88		GMB Motorsport	Honda NSX GT3 GT3												
		1. Lars Engelbrecht PEDERSEI													
		2. Jan MAGNUSSEN													
1	1	9:10.744	7:43.111	40.386	47.247		9:10.744								
2	1	1:55.668	35.741	35.271	44.656	245.5	11:06.412								
3	1	2:19.621 B	34.507	34.673	1:10.441	254.7	13:26.033								
4	1	5:52.363	4:35.404	35.896	41.063		19:18.396								
5	1	1:48.953	34.506	33.986	40.461	251.7	21:07.349								
6	1	1:48.473	33.898	34.337	40.238	252.3	22:55.822								
7	1	1:48.888	33.821	34.293	40.774	252.3	24:44.710								
8	1	1:47.714	33.848	33.807	40.059	253.5	26:32.424								
9	1	1:55.960 B	34.018	33.991	47.951	254.1	28:28.384								
10	1	4:27.765	3:13.528	34.313	39.924		32:56.149								
11	1	1:49.619	33.842	34.743	41.034	254.1	34:45.768								
12	1	2:51.266 B	36.000	57.424	1:17.842	247.7	37:37.034								

97		COOL Racing	Ligier JS P320 - Nissan LMP3												
		1. Luis SANJUAN													
		2. David DROUX													
1	1	3:48.680 B	1:27.229	1:02.536	1:18.915		3:48.680								
2	1	5:40.615	4:25.987	35.782	38.846		9:29.295								
3	1	1:45.104	33.308	33.242	38.554	259.0	11:14.399								
4	1	2:21.920 B	33.141	32.685	1:16.094	260.9	13:36.319								
5	1	6:11.432	4:52.962	38.818	39.652		19:47.751								
6	1	1:47.147	36.312	32.667	38.168	183.7	21:34.898								
7	1	1:46.708	32.274	32.936	41.498	259.0	23:21.606								
8	1	1:42.239	32.376	32.111	37.752	259.0	25:03.845								
9	1	1:41.285	32.043	32.032	37.210	258.4	26:45.130								
10	1	1:42.715	32.421	32.397	37.897	262.8	28:27.845								
11	1	1:41.590	31.753	32.267	37.570	260.9	30:09.435								
12	1	1:43.763	31.718	32.692	39.353	262.1	31:53.198								
13	1	1:42.750	31.996	32.501	38.253	259.6	33:35.948								