


# Michelin Le Mans Cup

## Portimao Round

### Free Practice 2

#### Sector Analysis

Lap under Red Flag											Invalidated Lap	Personal Best	Session Best	B Crossing the pit lane						
Lap	D	Time	Sector 1	Sector 2	Sector 3	T. Spd	Elapsed	Lap	D	Time	Sector 1	Sector 2	Sector 3	T. Spd	Elapsed					
<b>2</b>		<b>CD Sport</b>					Ligier JS P320 - Nissan					LMP3								
		1. Fabien MICHAL																		
		2. Kirill SMAL																		
1	1	2:53.034	1:19.436	48.429	45.169		2:53.034	5	1	1:55.333	36.239	36.538	42.556	236.3	34:42.647					
2	1	2:00.708	37.967	39.405	43.336	250.6	4:53.742	6	1	1:48.395	34.458	35.074	38.863	259.0	36:31.042					
3	1	2:01.096 <b>B</b>	36.850	36.265	47.981	252.9	6:54.838	7	1	1:49.475	33.727	35.095	40.653	264.1	38:20.517					
4	2	7:52.689	6:37.336	36.856	38.497		14:47.527	8	1	1:44.882	34.193	33.472	37.217	246.6	40:05.399					
5	2	1:47.461	35.131	34.004	38.326	261.5	16:34.988	9	1	1:47.615	34.072			266.0	41:53.014					
6	2	1:42.511	32.519	33.375	36.617	262.8	18:17.499	10	1	1:44.437	32.778	34.232	37.427	268.0	43:37.451					
7	2	1:45.268	34.908	33.610	36.750	264.7	20:02.767	11	1	2:12.684	33.433	34.441	1:04.810	266.7	45:50.135					
8	2	1:42.239	32.280	33.445	36.514	265.4	21:45.006	12	1	3:30.921	1:13.983	1:01.827	1:15.111	79.1	49:21.056					
9	2	1:44.047	32.433	35.085	36.529	266.7	23:29.053	13	1	2:11.977	1:00.202	34.171	37.604	79.2	51:33.033					
10	2	1:42.782	33.421	32.867	36.494	268.0	25:11.835	14	1	1:42.202	32.121	33.009	37.172	265.4	53:15.235					
11	2	1:41.810	32.154	32.828	36.828	268.0	26:53.645	15	1	<del>1:41.169</del>	<del>31.596</del>	32.648	<b>36.925</b>	268.0	54:56.404					
12	2	2:51.728 <b>B</b>	34.133	1:00.984	1:16.611	264.7	29:45.373	16	1	1:41.641	31.900	32.722	37.019	267.3	56:38.045					
13	1	4:28.843	3:16.580	34.801	37.462		34:14.216	17	1	<del>1:41.296</del>	<del>31.614</del>	<b>32.588</b>	37.094	267.3	58:19.341					
14	1	1:42.371	32.414	33.336	36.621	264.7	35:56.587	18	1	<b>1:41.525</b>	<b>31.669</b>	32.629	37.227	268.7	1:00:00.866					
15	1	1:41.519	32.068	32.751	36.700	264.1	37:38.106								<b>6</b>		<b>ANS Motorsport</b>			
16	1	1:41.277	31.951	32.521	36.805	264.7	39:19.383										Ligier JS P320 - Nissan			
17	1	1:41.724	32.019	32.669	37.036	265.4	41:01.107										LMP3			
18	1	1:45.718	32.243	34.795	38.680	264.1	42:46.825										1. Jonathan BROSSARD			
19	1	1:41.556	32.192	32.283	37.081	268.0	44:28.381										2. Nicolas SCHATZ			
20	1	2:48.184 <b>B</b>	32.441	1:00.065	1:15.678	264.1	47:16.565													
21	2	4:26.941	3:17.048	33.309	36.584		51:43.506													
22	2	1:40.501	31.902	32.250	36.349	264.1	53:24.007													
23	2	1:43.729	32.642	34.356	36.731	267.3	55:07.736													
24	2	<b>1:39.726</b>	<b>31.622</b>	<b>31.778</b>	36.326	263.4	56:47.462													
25	2	1:39.963	<b>31.428</b>	31.939	36.596	266.0	58:27.425													
26	2	1:39.760	31.466	32.092	<b>36.202</b>	264.7	1:00:07.185													
<b>3</b>		<b>DKR Engineering</b>					Duqueine M30 - D08 - Nissan					LMP3								
		1. Alexander BUKHANTSOV																		
		2. James WINSLOW																		
1	2	2:59.644	1:36.591	38.684	44.369		2:59.644	13	1	2:03.560	33.758	34.163	55.639	264.7	28:01.188					
2	2	2:00.675 <b>B</b>	35.521	36.409	48.745	252.9	5:00.319	14	1	3:22.476	1:13.184	1:02.542	1:06.750	79.5	31:23.664					
3	2	3:31.901	2:08.207	40.203	43.491		8:32.220	15	1	1:46.816	35.086	33.935	37.795	244.3	33:10.480					
4	2	<del>1:57.778</del>	<del>40.663</del>	37.426	39.689	241.1	10:29.998	16	1	<del>1:45.575</del>	<del>33.624</del>	33.206	38.745	261.5	34:56.055					
5	2	1:59.443	40.619	37.544	41.280	212.6	12:29.441	17	1	1:45.174	33.044	33.495	38.635	265.4	36:41.229					
6	2	1:53.502	38.197	36.739	38.566	217.3	14:22.943	18	1	1:43.353	32.704	33.194	37.455	262.1	38:24.582					
7	2	1:49.790	36.026	33.700	40.064	241.6	16:12.733	19	1	1:55.078 <b>B</b>	33.099	34.142	47.837	264.1	40:19.660					
8	2	1:52.220	35.648	38.706	37.866	273.4	18:04.953	20	1	3:40.758	2:26.522	36.089	38.147		44:00.418					
9	2	1:41.441	32.499	32.389	36.553	266.7	19:46.394	21	1	2:30.545	33.181	43.120	1:14.244	262.1	46:30.963					
10	2	1:47.082	31.906	33.141	42.035	269.3	21:33.476	22	1	3:30.923	1:14.451	1:01.841	1:14.631	79.4	50:01.886					
11	2	1:41.406	32.331	32.512	36.563	268.0	23:14.882	23	1	1:48.555	37.189	33.536	37.830	220.0	51:50.441					
12	2	1:40.725	31.681	32.919	36.125	268.7	24:55.607	24	1	1:42.069	32.416	32.747	36.906	262.8	53:32.510					
13	2	<b>1:40.034</b>	31.600	<b>32.322</b>	<b>36.112</b>	261.5	26:35.641	25	1	<del>1:41.720</del>	<del>31.977</del>	32.673	37.076	266.0	55:14.230					
14	2	2:25.721 <b>B</b>	<b>31.371</b>	37.152	1:17.198	269.3	29:01.362	26	1	1:42.622	<b>31.920</b>	32.491	38.211	266.0	56:56.852					
<b>4</b>		<b>Nielsen Racing</b>					Duqueine M30 - D08 - Nissan					LMP3								
		1. John MELSOM																		
		2. Matthew BELL																		
1	1	11:17.407	9:39.632	45.344	52.431		11:17.407	27	1	1:42.997	33.346	32.569	37.082	264.1	58:39.849					
2	1	3:00.577 <b>B</b>	39.944	1:22.126	58.507	242.7	14:17.984	28	1	1:42.052	32.127	32.480	37.445	264.1	1:00:21.901					
3	2	13:42.456 <b>B</b>	...	39.879	59.015		28:00.440								<b>7</b>		<b>Nielsen Racing</b>			
4	1	4:46.874	3:18.359	44.717	43.798		32:47.314										Ligier JS P320 - Nissan			
																			LMP3	
1	1	3:53.828	2:23.637	44.470	45.721		3:53.828													
2	1	1:58.897	39.247	39.478	40.172	225.9	5:52.725													
3	1	1:55.978	37.457	38.462	40.059	260.2	7:48.703													
4	1	1:51.372	35.684	36.863	38.825	262.8	9:40.075													
5	1	1:51.759	35.660	35.835	40.264	264.7	11:31.834													



# Michelin Le Mans Cup

## Portimao Round


### Free Practice 2

#### Sector Analysis

PORTIMAO 4.653 m.

Lap under Red Flag   Invalidated Lap   Personal Best   Session Best   Crossing the pit lane

Lap	D	Time	Sector 1	Sector 2	Sector 3	T. Spd	Elapsed	Lap	D	Time	Sector 1	Sector 2	Sector 3	T. Spd	Elapsed							
6	1	1:49.696	34.888	34.957	39.851	259.6	13:21.530	29	2	1:42.637	32.201	33.315	37.121	264.7	1:01:24.402							
7	1	1:47.335	34.455	35.080	37.800	262.8	15:08.865	<b>9</b> <b>Racing Spirit of Leman</b> Ligier JS P320 - Nissan LMP3 1.Christian GISY 2.Ralf KELLENNERS														
8	1	1:45.744	33.855	34.317	37.572	266.0	16:54.609	1	2	2:59.341	1:22.385	47.655	49.301		2:59.341							
9	1	1:44.772	33.276	34.034	37.462	266.7	18:39.381	2	2	1:55.093	38.420	36.934	39.739	233.3	4:54.434							
10	1	1:45.387	33.427	33.521	38.439	267.3	20:24.768	3	2	1:51.088	36.601	35.902	38.585	255.9	6:45.522							
11	1	1:46.452	34.508	34.040	37.904	262.1	22:11.220	4	2	1:48.099	35.137	34.499	38.463	261.5	8:33.621							
12	1	1:44.399	33.764	33.567	37.068	267.3	23:55.619	5	2	1:52.178	36.438	35.735	40.005	262.8	10:25.799							
13	1	1:45.084	33.519	33.556	38.009	268.0	25:40.703	6	2	1:48.422	34.120	34.846	39.456	264.1	12:14.221							
14	1	1:43.649	33.743	32.804	37.102	268.7	27:24.352	7	2	1:47.847	34.105	35.942	37.800	266.0	14:02.068							
15	1	3:18.635 <b>B</b>	58.412	1:02.348	1:17.875	233.8	30:42.987	8	2	1:42.595	32.787	32.898	36.910	266.0	15:44.663							
16	2	3:35.194	2:24.761	33.478	36.955		34:18.181	9	2	1:53.776 <b>B</b>	32.894	33.223	47.659	266.0	17:38.439							
17	2	1:40.467	31.965	32.038	36.464	265.4	35:58.648	10	1	4:36.820	3:23.059	35.070	38.691		22:15.259							
18	2	1:39.933	31.605	32.021	<b>36.307</b>	268.0	37:38.581	11	1	1:54.858	38.196	38.452	38.210	264.7	24:10.117							
19	2	1:45.435	31.854	32.441	41.140	269.3	39:24.016	12	1	1:47.963	35.585	34.149	38.229	262.1	25:58.080							
20	2	1:39.980	31.752	31.806	36.422	263.4	41:03.996	13	1	2:05.938	33.576	34.706	57.656	267.3	28:04.018							
21	2	1:41.316	<b>31.306</b>	32.794	37.216	269.3	42:45.312	14	1	3:23.616	1:13.290	1:01.520	1:08.806	79.8	31:27.634							
22	2	<b>1:39.715</b>	31.444	<b>31.803</b>	36.468	268.0	44:25.027	15	1	1:48.446	36.059	34.619	37.768	239.5	33:16.080							
23	2	2:45.581	32.432	59.602	1:13.547	267.3	47:10.608	16	1	<del>1:45.243</del>	<del>34.446</del>	33.267	37.530	263.4	35:01.323							
24	2	3:13.054 <b>B</b>	1:12.657	1:00.877	59.520	79.7	50:23.662	17	1	1:44.804	33.948	33.003	37.853	263.4	36:46.127							
25	2	7:13.584	6:00.384	35.179	38.021		57:37.246	18	1	<del>1:44.824</del>	<del>33.931</del>	33.103	37.790	265.4	38:30.951							
26	2	1:43.673	31.891	31.891	39.891	263.4	59:20.919	19	1	1:44.943	32.980	34.188	37.775	264.1	40:15.894							
27	2	1:51.746 <b>B</b>	31.649	32.312	47.785	266.0	1:01:12.665	20	1	1:45.061	33.697	33.044	38.320	265.4	42:00.955							
<b>8</b> <b>GRAFF Racing</b> Ligier JS P320 - Nissan LMP3 1.George NAKAS 2.Fraser ROSS								21								1	1:43.805	33.039	33.151	37.615	260.9	43:44.760
1	1	3:10.757	1:32.187	47.586	50.984		3:10.757	22	1	2:14.059 <b>B</b>	33.007	33.136	1:07.916	264.1	45:58.819							
2	1	2:06.650	42.651	40.095	43.904	221.8	5:17.407	23	2	5:02.743	3:40.737	44.693	37.313		51:01.562							
3	1	2:00.810	37.689	39.441	43.680	254.1	7:18.217	24	2	1:41.000	31.929	32.165	36.906	264.1	52:42.562							
4	1	1:58.081	38.536	38.493	41.052	254.1	9:16.298	25	2	1:41.399	31.584	33.151	<b>36.664</b>	264.1	54:23.961							
5	1	1:57.809	35.053	39.937	42.819	257.1	11:14.107	26	2	1:41.347	31.818	32.023	37.506	264.7	56:05.308							
6	1	1:56.271	36.455	38.706	41.110	253.5	13:10.378	27	2	1:40.819	<b>31.432</b>	32.275	37.112	264.1	57:46.127							
7	1	1:56.202	39.555	36.647	40.000	259.6	15:06.580	28	2	<del>1:40.519</del>	<del>31.540</del>	<b>31.914</b>	37.065	265.4	59:26.646							
8	1	1:58.571	35.173	37.063	46.335	260.2	17:05.151	29	2	<b>1:40.169</b>	31.448	32.047	36.674	264.7	1:01:06.815							
9	1	1:51.731	34.688	37.528	39.515	260.2	18:56.882	<b>10</b> <b>Racing Spirit of Leman</b> Aston Martin Vantage GT3 1.Arnold ROBIN 2.Valentin HASSE-CLOT														
10	1	1:48.653	34.726	34.617	39.310	260.9	20:45.535	1	2	4:06.010	2:40.443	41.160	44.407		4:06.010							
11	1	1:48.395	35.079	34.548	38.768	246.6	22:33.930	2	2	1:56.117	38.679	38.039	39.399	227.8	6:02.127							
12	1	<del>1:50.332</del>	<del>35.911</del>	35.325	39.096	262.1	24:24.262	3	2	1:51.572	38.299	34.882	38.391	241.6	7:53.699							
13	1	1:50.672	36.063	35.243	39.366	262.1	26:14.934	4	2	1:48.060	34.531	34.598	38.931	262.8	9:41.759							
14	1	2:30.585	37.478	36.813	1:16.294	259.6	28:45.519	5	2	1:55.493	34.482	35.934	45.077	245.5	11:37.252							
15	1	3:03.865	1:13.544	1:02.619	47.702	79.4	31:49.384	6	2	1:47.115	33.634	34.747	38.734	262.8	13:24.367							
16	1	1:46.452	33.699	34.447	38.306	258.4	33:35.836	7	2	1:49.510	33.596	34.696	41.218	264.7	15:13.877							
17	1	1:46.006	33.630	33.656	38.720	259.6	35:21.842	8	2	1:44.701	33.024	33.532	38.145	264.7	16:58.578							
18	1	1:45.565	33.425	33.758	38.382	259.6	37:07.407	9	2	1:43.890	32.824	33.224	<b>37.842</b>	265.4	18:42.468							
19	1	1:45.169	33.449	33.610	38.110	262.1	38:52.576	10	2	<del>1:57.361</del> <b>B</b>	<del>36.916</del>	35.108	45.337	264.1	20:39.829							
20	1	1:46.730	33.963	33.494	39.273	262.1	40:39.306	11	1	4:32.300	3:17.168	35.347	39.785		25:12.129							
21	1	<del>1:58.546</del> <b>B</b>	<del>32.532</del>	33.325	51.689	262.1	42:37.852	12	1	1:47.634	34.360	34.062	39.212	261.5	26:59.763							
22	2	6:12.559	3:42.466	1:14.638	1:15.455		48:50.411	13	1	3:05.131	48.348	1:01.736	1:15.047	262.8	30:04.894							
23	2	2:23.827	1:12.218	34.005	37.604	79.2	51:14.238	14	1	2:31.614	1:15.039	37.410	39.165	79.4	32:36.508							
24	2	1:42.366	32.538	32.819	37.009	259.0	52:56.604	15	1	1:49.294	34.348	34.384	40.562	261.5	34:25.802							
25	2	1:41.235	31.855	32.417	36.963	262.8	54:37.839	16	1	<del>1:46.052</del>	33.317	33.981	<del>38.754</del>	264.1	36:11.854							
26	2	<b>1:40.513</b>	<b>31.548</b>	<b>32.189</b>	<b>36.776</b>	264.1	56:18.352	17	1	1:45.850	33.720	33.420	38.710	263.4	37:57.704							
27	2	1:42.681	32.714	32.777	37.190	262.8	58:01.033															
28	2	<del>1:40.732</del>	<del>31.554</del>	32.231	36.947	264.1	59:41.765															



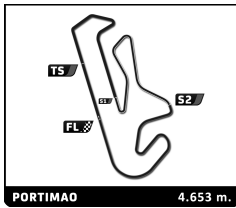
# Michelin Le Mans Cup

## Portimao Round

### Free Practice 2

#### Sector Analysis

Lap under Red Flag												Invalidated Lap		Personal Best		Session Best		B Crossing the pit lane											
Lap	D	Time	Sector 1	Sector 2	Sector 3	T. Spd	Elapsed	Lap	D	Time	Sector 1	Sector 2	Sector 3	T. Spd	Elapsed														
18	1	1:45.969	33.395	33.919	38.655	262.8	39:43.673	9	2	1:42.641	32.755	33.205	36.681	267.3	17:10.226														
19	1	1:45.889	33.505	33.724	38.660	262.1	41:29.562	10	2	1:41.969	32.628	32.839	36.502	266.7	18:52.195														
20	1	1:53.061 <b>B</b>	33.434	33.653	45.974	262.8	43:22.623	11	2	1:42.778	33.657	32.639	<b>36.482</b>	267.3	20:34.973														
21	2	5:50.521	3:36.363	1:00.618	1:13.540		49:13.144	12	2	1:42.480	32.777	<b>32.348</b>	37.355	267.3	22:17.453														
22	2	2:12.062	1:00.110	33.701	38.251	80.3	51:25.206	13	2	1:49.544	35.701	35.958	37.885	267.3	24:06.997														
23	2	1:43.212	32.638	32.587	37.987	260.9	53:08.418	14	2	1:45.452	34.661	32.821	37.970	268.7	25:52.449														
24	2	<b>1:42.548</b>	32.259	<b>32.424</b>	37.865	262.8	54:50.966	15	2	1:50.468 <b>B</b>	32.669	33.546	44.253	266.0	27:42.917														
25	2	1:44.065	32.913	33.077	38.075	260.2	56:35.031	16	1	4:52.469	3:36.345	37.516	38.608		32:35.386														
26	2	<del>1:42.840</del>	32.317	32.747	<del>37.776</del>	263.4	58:17.871	17	1	1:47.685	34.859	34.615	38.211	260.2	34:23.071														
27	2	1:42.842	<b>32.248</b>	32.620	37.974	262.8	1:00:00.713	18	1	1:46.246	34.424	33.852	37.970	260.9	36:09.317														
<b>11</b> CD Sport 1. Shahan Haig SARKISSIAN 2. Franck CHAPPARD Ligier JS P320 - Nissan LMP3								19								1	1:45.186	33.577	33.707	37.902	260.2	37:54.503							
1								1	3:00.278	1:23.515	47.379	49.384		3:00.278	20								1	1:43.304	32.615	33.491	37.198	262.1	39:37.807
2								1	2:02.566 <b>B</b>	38.586	37.301	46.679	233.3	5:02.844	21								1	1:41.938	32.096	32.916	36.926	262.8	41:19.745
3								1	2:16.587	1:01.679	36.234	38.674		7:19.431	22								1	1:42.190	32.095	33.041	37.054	263.4	43:01.935
4								1	1:45.542	34.611	33.758	37.173	263.4	9:04.973	23								1	1:42.490	32.355	32.814	37.321	263.4	44:44.425
5								1	1:43.511	33.125	33.652	36.734	263.4	10:48.484	24								1	3:03.137	48.016	1:01.800	1:13.321	263.4	47:47.562
6								1	1:44.529	34.169	33.585	36.775	264.7	12:33.013	25								1	2:55.512	1:13.828	1:01.622	40.062	79.9	50:43.074
7								1	1:44.300	33.351	34.039	36.910	266.0	14:17.313	26								1	1:48.507	33.192	34.903	40.412	261.5	52:31.581
8								1	1:52.786	33.078	36.315	43.393	267.3	16:10.099	27								1	1:43.152	32.243	32.576	38.333	260.9	54:14.733
9								1	1:41.896	32.419	32.671	36.806	264.7	17:51.995	28								1	1:42.038	<b>31.975</b>	32.572	37.491	264.1	55:56.771
10								1	1:48.610	32.371	36.677	39.562	267.3	19:40.605	29								1	1:44.847	32.299	34.351	38.197	260.9	57:41.618
11								1	1:42.939	32.260	33.735	36.944	265.4	21:23.544	30								1	1:42.034	32.309	32.681	37.044	263.4	59:23.652
12								1	1:50.009 <b>B</b>	33.537	33.020	43.452	264.7	23:13.553	31								1	<b>1:41.773</b>	32.112	32.571	37.090	264.1	1:01:05.425
13								1	3:51.105	2:41.137	33.163	36.805		27:04.658	<b>14</b> Inter Europol Competition 1. Andres LATORRE CANON 2. Daniel ALI Ligier JS P320 - Nissan LMP3														
14								1	3:04.275 <b>B</b>	44.445	1:02.497	1:17.333	264.7	30:08.933	1								2	2:53.971	1:23.124	46.172	44.675		2:53.971
15								2	4:01.903	2:50.041	34.723	37.139		34:10.836	2								2	1:55.271	37.971	37.646	39.654	244.9	4:49.242
16								2	1:41.603	32.162	33.054	36.387	261.5	35:52.439	3								2	1:48.576	34.929	35.275	38.372	259.6	6:37.818
17								2	1:40.821	31.912	32.387	36.522	263.4	37:33.260	4								2	1:52.322	36.143	35.978	40.201	259.6	8:30.140
18								2	1:40.961	32.003	32.344	36.614	264.1	39:14.221	5								2	1:47.987	34.774	33.635	39.578	262.1	10:18.127
19								2	1:40.597	31.855	32.406	<b>36.336</b>	264.7	40:54.818	6								2	1:45.888	34.490	34.323	37.075	264.7	12:04.015
20								2	1:41.336	32.211	32.477	36.648	265.4	42:36.154	7								2	1:43.261	33.094	33.113	37.054	263.4	13:47.276
21								2	1:41.609	32.622	32.283	36.704	265.4	44:17.763	8								2	<del>1:44.172</del>	<del>32.768</del>	33.391	38.013	262.1	15:31.448
22								2	2:41.115	31.927	54.781	1:14.407	267.3	46:58.878	9								2	1:56.770	35.021	39.168	42.581	266.0	17:28.218
23								2	3:17.551	1:14.208	1:01.640	1:01.703	79.3	50:16.429	10								2	1:45.546	34.047	34.670	36.829	264.7	19:13.764
24								2	1:49.701	36.033	35.297	38.371	191.2	52:06.130	11								2	1:42.213	32.483	33.131	36.599	264.7	20:55.977
25								2	1:40.803	31.905	32.516	36.382	264.7	53:46.933	12								2	<b>1:41.597</b>	32.327	32.682	<b>36.588</b>	265.4	22:37.574
26								2	1:42.138	31.714	33.599	36.825	265.4	55:29.071	13								2	1:41.789	<b>31.963</b>	32.990	36.836	266.7	24:19.363
27								2	1:40.385	31.676	<b>31.587</b>	37.122	265.4	57:09.456	14								2	1:45.427	33.673	32.195	39.559	264.7	26:04.790
28								2	<b>1:40.020</b>	<b>31.450</b>	31.702	36.868	265.4	58:49.476	15								2	2:06.374 <b>B</b>	32.000	<b>32.099</b>	1:02.275	266.0	28:11.164
29								2	1:42.189	31.596	32.239	38.354	267.3	1:00:31.665	16								1	4:40.502	3:27.408	34.969	38.125		32:51.666
<b>13</b> Inter Europol Competition 1. Ben STONE 2. Santiago CONCEPCIÓN S Ligier JS P320 - Nissan LMP3								17								1	1:48.704	34.973	34.741	38.990	262.8	34:40.370							
1								2	<del>2:56.221</del>	<del>1:28.610</del>	43.743	43.868		2:56.221	18								1	1:47.904	33.951	34.934	39.019	261.5	36:28.274
2								2	1:56.631	38.653	37.624	40.354	252.9	4:52.852	19								1	1:45.748	34.050	33.919	37.779	255.9	38:14.022
3								2	1:48.113	35.796	34.317	38.000	255.9	6:40.965	20								1	1:46.770	34.621	34.091	38.058	262.1	40:00.792
4								2	1:48.914	34.605	34.856	39.453	260.9	8:29.879	21								1	1:46.620	34.164	34.549	37.907	259.0	41:47.412
5								2	1:45.130	33.837	34.068	37.225	259.6	10:15.009	<b>15</b> Inter Europol Competition 1. Chris SHORT 2. Bryson MORRIS Ligier JS P320 - Nissan LMP3														
6								2	1:43.921	33.482	33.480	36.959	265.4	11:58.930	1								2	2:55.404	1:25.583	45.379	44.442		2:55.404
7								2	1:44.063	33.573	33.616	36.874	265.4	13:42.993	2								2	1:54.109	37.300	37.389	39.420	238.4	4:49.513
8								2	1:44.592	33.035	34.495	37.062	266.7	15:27.585	3								2	1:49.910	35.229	35.429	39.252	254.7	6:39.423



# Michelin Le Mans Cup

## Portimao Round

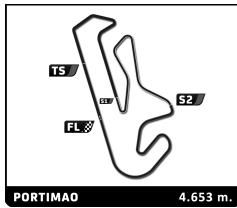
### Free Practice 2

#### Sector Analysis

PORTIMAO 4.653 m.

Lap under Red Flag Invalidated Lap Personal Best Session Best B Crossing the pit lane

Lap	D	Time	Sector 1	Sector 2	Sector 3	T. Spd	Elapsed	Lap	D	Time	Sector 1	Sector 2	Sector 3	T. Spd	Elapsed
4	2	1:50.156	35.431	35.374	39.351	262.1	8:29.579	25	2	1:50.141 <b>B</b>	<b>31.206</b>	34.492	44.443	267.3	58:00.442
5	2	1:44.908	33.813	34.017	37.078	260.9	10:14.487	<div style="border: 1px solid black; padding: 5px;"> <b>17</b> IDEC Sport Ligier JS P320 - Nissan LMP3            1. Patrice LAFARGUE            2. Dino LUNARDI         </div>							
6	2	1:44.347	33.210	33.706	37.431	262.1	11:58.834								
7	2	1:45.719	34.187	33.619	37.913	244.9	13:44.553								
8	2	1:46.383	32.932	35.337	38.114	265.4	15:30.936								
9	2	<del>1:55.516</del> <b>B</b>	<del>34.403</del>	34.910	46.203	265.4	17:26.452								
10	1	4:46.838	3:30.332	36.442	40.064		22:13.290								
11	1	1:54.353	38.012	36.252	40.089	260.2	24:07.643	<div style="border: 1px solid black; padding: 5px;"> <b>18</b> Team Parker Racing Porsche 911 GT3 R (992) GT3            1. Nick JONES            2. Scott MALVERN         </div>							
12	1	1:45.545	34.504	33.425	37.616	262.1	25:53.188								
13	1	1:51.188	32.965	33.343	44.880	263.4	27:44.376								
14	1	3:29.393	1:13.497	1:01.286	1:14.610	79.5	31:13.769								
15	1	1:49.675	38.626	33.603	37.446	208.1	33:03.444								
16	1	1:44.367	33.078	33.216	38.073	259.0	34:47.811								
17	1	1:46.481	33.892	33.517	39.072	260.2	36:34.292	<div style="border: 1px solid black; padding: 5px;"> <b>19</b> Leipert Motorsport Lamborghini Huracan GT3 EVO2 GT3            1. Gabriele RINDONE            2. Patrick KUJALA         </div>							
18	1	1:46.293	33.625	33.979	38.689	260.2	38:20.585								
19	1	1:42.259	32.551	32.965	36.743	257.8	40:02.844								
20	1	1:42.283	32.190	33.174	36.919	262.1	41:45.127								
21	1	1:42.914	32.833	33.134	36.947	262.8	43:28.041								
22	1	2:18.593 <b>B</b>	36.428	33.578	1:08.587	263.4	45:46.634								
23	2	5:05.218	3:36.541	49.484	39.193		50:51.852	<div style="border: 1px solid black; padding: 5px;"> <b>16</b> Team Virage Ligier JS P320 - Nissan LMP3            1. Julien GERBI            2. Gillian HENRION         </div>							
24	2	1:40.668	31.882	32.201	<b>36.585</b>	262.1	52:32.520								
25	2	1:41.468	31.714	32.353	37.401	264.1	54:13.988								
26	2	<b>1:40.404</b>	31.607	<b>31.718</b>	37.079	264.1	55:54.392								
27	2	1:42.215	32.393	32.697	37.125	266.0	57:36.607								
28	2	1:40.864	<b>31.457</b>	31.942	37.465	264.1	59:17.471								
29	2	1:45.957	34.114	35.230	36.613	267.3	1:01:03.428	<div style="border: 1px solid black; padding: 5px;"> <b>17</b> IDEC Sport Ligier JS P320 - Nissan LMP3            1. Patrice LAFARGUE            2. Dino LUNARDI         </div>							
1	1	2:25.301	54.762	44.014	46.525		2:25.301								
2	1	1:56.747	38.412	37.839	40.496	246.0	4:22.048								
3	1	1:52.023	36.403	36.483	39.137	259.0	6:14.071								
4	1	1:55.072	40.059	36.399	38.614	186.9	8:09.143								
5	1	1:48.944	34.490	35.309	39.145	262.1	9:58.087								
6	1	1:49.278	34.970	35.311	38.997	262.1	11:47.365								
7	1	2:04.113	36.322	40.095	47.696	267.3	13:51.478	<div style="border: 1px solid black; padding: 5px;"> <b>18</b> Team Parker Racing Porsche 911 GT3 R (992) GT3            1. Nick JONES            2. Scott MALVERN         </div>							
8	1	1:46.069	34.260	34.304	37.505	260.9	15:37.547								
9	1	1:54.284 <b>B</b>	33.895	34.563	45.826	267.3	17:31.831								
10	1	4:25.889	3:13.126	34.868	37.895		21:57.720								
11	1	1:44.600	32.676	34.382	37.542	264.7	23:42.320								
12	1	1:46.461	35.522	33.785	37.154	266.0	25:28.781								
13	1	1:49.213 <b>B</b>	32.621	33.183	43.409	265.4	27:17.994	<div style="border: 1px solid black; padding: 5px;"> <b>19</b> Leipert Motorsport Lamborghini Huracan GT3 EVO2 GT3            1. Gabriele RINDONE            2. Patrick KUJALA         </div>							
14	2	4:57.341	3:38.138	42.397	36.806		32:15.335								
15	2	1:41.081	32.459	32.331	36.291	265.4	33:56.416								
16	2	1:40.866	31.709	32.702	36.455	265.4	35:37.282								
17	2	1:39.765	31.540	31.856	36.369	264.7	37:17.047								
18	2	1:39.922	31.564	32.107	<b>36.251</b>	267.3	38:56.969								
19	2	1:40.249	31.528	31.907	36.814	266.7	40:37.218	<div style="border: 1px solid black; padding: 5px;"> <b>16</b> Team Virage Ligier JS P320 - Nissan LMP3            1. Julien GERBI            2. Gillian HENRION         </div>							
20	2	1:49.326 <b>B</b>	31.375	33.070	44.881	268.7	42:26.544								
21	2	8:41.486	7:10.186	49.875	41.425		51:08.030								
22	2	1:42.179	33.510	32.305	36.364	235.3	52:50.209								
23	2	1:41.092	32.199	31.973	36.920	267.3	54:31.301								
24	2	<b>1:39.000</b>	31.244	<b>31.336</b>	36.420	266.0	56:10.301								<div style="border: 1px solid black; padding: 5px;"> <b>17</b> IDEC Sport Ligier JS P320 - Nissan LMP3            1. Patrice LAFARGUE            2. Dino LUNARDI         </div>
1	1	3:59.851	2:21.668	48.104	50.079		3:59.851								
2	1	2:13.585	43.430	41.995	48.160	185.2	6:13.436								
3	1	2:02.998	40.871	39.638	42.489	188.8	8:16.434								
4	1	1:57.978	37.987	37.443	42.548	217.7	10:14.412								
5	1	1:56.710	37.170	37.806	41.734	232.3	12:11.122								
6	1	1:56.529	36.223	36.572	43.734	251.7	14:07.651	<div style="border: 1px solid black; padding: 5px;"> <b>18</b> Team Parker Racing Porsche 911 GT3 R (992) GT3            1. Nick JONES            2. Scott MALVERN         </div>							
7	1	1:54.879	36.651	36.091	42.137	226.4	16:02.530								
8	1	1:52.302	35.711	35.501	41.090	255.3	17:54.832								
9	1	1:56.266 <b>B</b>	34.692	34.474	47.100	254.7	19:51.098								
10	1	<del>2:52.142</del>	<del>2:20.417</del>	45.754	45.971		23:43.240								



# Michelin Le Mans Cup

## Portimao Round

### Free Practice 2

#### Sector Analysis

PORTIMAO 4.653 m.

Lap under Red Flag   Invalidated Lap   Personal Best   Session Best   Crossing the pit lane


Lap	D	Time	Sector 1	Sector 2	Sector 3	T. Spd	Elapsed	Lap	D	Time	Sector 1	Sector 2	Sector 3	T. Spd	Elapsed
11	1	2:00.622	37.878	39.609	43.135	222.7	25:43.862	6	2	1:41.987	33.454	32.319	<b>36.214</b>	266.7	11:06.574
12	1	2:07.299	37.235	35.095	54.969	251.7	27:51.161	7	2	1:42.884	32.924	33.736	36.224	265.4	12:49.458
13	1	3:28.340	1:13.654	1:02.312	1:12.374	80.0	31:19.501	8	2	<b>1:40.354</b>	32.067	<b>32.045</b>	36.242	257.1	14:29.812
14	1	1:50.921	37.221	34.410	39.290	220.0	33:10.422	9	2	1:47.209 <b>B</b>	32.136	32.086	42.987	264.7	16:17.021
15	1	1:48.944	35.381	34.260	39.303	250.0	34:59.366	10	1	17:11.402	...	37.629	39.023		33:28.423
16	1	<del>1:50.972</del>	<del>33.882</del>	34.194	42.896	257.1	36:50.338	11	1	1:42.763	33.185	32.721	36.857	261.5	35:11.186
17	1	1:46.705	33.762	34.099	38.844	255.3	38:37.043	12	1	1:42.064	32.097	32.594	37.373	264.1	36:53.250
18	1	1:49.217	35.275	34.515	39.427	252.3	40:26.260	13	1	1:56.919	32.518	32.861	51.540	256.5	38:50.169
19	1	1:55.219	38.381	34.487	42.351	252.9	42:21.479	14	1	1:41.664	<b>31.842</b>	32.508	37.314	262.8	40:31.833
20	1	1:46.832	33.583	33.865	39.384	252.3	44:08.311	15	1	1:45.665	33.058	35.215	37.392	264.1	42:17.498
21	1	2:38.197 <b>B</b>	33.320	48.903	1:15.974	255.3	46:46.508	16	1	1:47.783	32.435	32.775	42.573	264.7	44:05.281
22	2	4:19.078	3:00.090	40.160	38.828		51:05.586	17	1	2:36.700	34.143	48.320	1:14.237	264.7	46:41.981
23	2	<b>1:44.096</b>	32.858	33.220	38.018	253.5	52:49.682	18	1	3:28.902	1:16.258	1:06.956	1:05.688	75.9	50:10.883
24	2	1:44.280	<b>32.516</b>	33.831	37.933	260.9	54:33.962	19	1	1:43.801	33.774	32.741	37.286	250.6	51:54.684
25	2	<del>1:43.292</del>	<del>32.435</del>	33.078	37.779	259.6	56:17.254	20	1	1:41.994	32.379	32.398	37.217	257.8	53:36.678
26	2	<del>1:46.146</del>	<del>32.510</del>	33.106	40.530	260.2	58:03.400	21	1	1:46.398	35.932	33.359	37.107	264.1	55:23.076
27	2	<del>1:42.723</del>	<del>32.371</del>	32.643	<b>37.709</b>	259.0	59:46.123	22	1	1:41.757	32.315	32.618	36.824	263.4	57:04.833
28	2	<del>1:52.186 <b>B</b></del>	<del>32.453</del>	<b>32.597</b>	47.136	261.5	1:01:38.309	23	1	1:41.352	31.984	32.454	36.914	264.7	58:46.185
								24	1	1:49.387 <b>B</b>	32.287	32.706	44.394	260.2	1:00:35.572

22		United Autosports		Ligier JS P320 - Nissan			
		1.Gerald KRAUT		LMP3			
		2.Scott ANDREWS					
1	1	13:00.050	...	40.146	42.501	13:00.050	
2	1	1:50.699	35.624	35.400	39.675	250.0	14:50.749
3	1	1:47.886	34.553	34.605	38.728	262.1	16:38.635
4	1	1:51.800	35.113	36.229	40.458	264.1	18:30.435
5	1	<del>1:47.205</del>	<del>34.623</del>	34.451	38.131	258.4	20:17.640
6	1	1:45.783	33.542	34.192	38.049	263.4	22:03.423
7	1	1:45.245	33.274	33.745	38.226	264.7	23:48.668
8	1	1:46.033	33.515	34.321	38.197	265.4	25:34.701
9	1	<del>1:44.546</del>	<del>32.885</del>	33.623	38.038	264.7	27:19.247
10	1	3:15.694 <b>B</b>	53.852	1:02.607	1:19.235	252.3	30:34.941
11	2	4:26.492	3:16.439	33.054	36.999		35:01.433
12	2	1:43.042	32.835	32.395	37.812	250.6	36:44.475
13	2	1:40.954	32.150	32.168	36.636	265.4	38:25.429
14	2	1:44.173	33.931	32.736	37.506	264.1	40:09.602
15	2	1:40.474	32.309	31.847	36.318	262.1	41:50.076
16	2	<b>1:38.985</b>	<b>31.338</b>	<b>31.505</b>	<b>36.142</b>	264.7	43:29.061
17	2	2:10.777 <b>B</b>	35.577	33.882	1:01.318	265.4	45:39.838
18	1	4:43.004	2:47.955	1:03.744	51.305		50:22.842
19	1	1:45.036	34.071	33.616	37.349	260.2	52:07.878
20	1	1:44.614	32.810	33.563	38.241	261.5	53:52.492
21	1	1:45.926	33.948	33.808	38.170	255.9	55:38.418
22	1	1:44.596	33.093	33.620	37.883	262.1	57:23.014
23	1	1:44.549	32.981	33.483	38.085	264.1	59:07.563
24	1	1:45.438	32.726	34.410	38.302	263.4	1:00:53.001

23		United Autosports		Ligier JS P320 - Nissan			
		1.John SCHAURMAN		LMP3			
		2.Wayne BOYD					
1	2	2:18.840	56.996	39.772	42.072	2:18.840	
2	2	1:49.601	36.905	35.102	37.594	255.3	4:08.441
3	2	1:49.100	36.237	35.775	37.088	260.9	5:57.541
4	2	1:45.181	34.271	34.507	36.403	264.1	7:42.722
5	2	1:41.865	32.661	32.736	36.468	264.7	9:24.587

24		Leipert Motorsport		Lamborghini Huracan GT3 Evo			
		1.Gregg GORSKI		GT3			
		2.Brendon LEITCH					
1	2	4:43.180	3:22.174	40.186	40.820	4:43.180	
2	2	1:51.678	37.024	35.314	39.340	242.2	6:34.858
3	2	1:49.195	35.752	34.974	38.469	256.5	8:24.053
4	2	1:48.005	34.427	33.980	39.598	256.5	10:12.058
5	2	1:47.616	34.520	33.826	39.270	250.0	11:59.674
6	2	1:47.642	34.460	34.207	38.975	248.8	13:47.316
7	2	1:46.237	33.797	33.728	38.712	257.8	15:33.553
8	2	1:56.917	34.325	36.834	45.758	255.9	17:30.470
9	2	1:50.224	33.630	34.195	42.399	257.8	19:20.694
10	2	1:44.840	33.374	33.468	<b>37.998</b>	257.8	21:05.534
11	2	<b>1:44.680</b>	<b>33.259</b>	<b>33.316</b>	38.105	259.0	22:50.214
12	2	1:52.385 <b>B</b>	33.426	34.047	44.912	259.0	24:42.599
13	1	5:21.789	3:03.881	1:02.766	1:15.142		30:04.388
14	1	2:36.428	1:15.444	39.566	41.418	79.7	32:40.816
15	1	1:52.984	36.982	35.833	40.169	215.6	34:33.800
16	1	1:54.416	37.528	35.886	41.002	255.3	36:28.216
17	1	1:52.722	35.056	36.067	41.599	255.3	38:20.938
18	1	<del>1:54.308</del>	<del>36.523</del>	37.199	40.586	252.9	40:15.246
19	1	<del>1:52.866</del>	35.956	36.332	<del>40.578</del>	254.1	42:08.112
20	1	1:49.161	34.231	34.951	39.979	254.1	43:57.273
21	1	2:33.141	35.658	41.783	1:15.700	252.3	46:30.414
22	1	3:31.269	1:14.106	1:01.875	1:15.288	79.7	50:01.683
23	1	<del>1:52.963</del>	<del>38.822</del>	34.687	39.454	209.3	51:54.646
24	1	<del>1:47.989</del>	33.844	34.628	<del>39.517</del>	235.3	53:42.635
25	1	1:58.013 <b>B</b>	33.914	37.253	46.846	257.1	55:40.648

25		360 Racing		Ligier JS P320 - Nissan			
		1.Mark RICHARDS		LMP3			
		2.Belen GARCIA					
1	2	2:38.339	1:11.283	43.407	43.649	2:38.339	
2	2	1:54.599	39.193	36.083	39.323	242.7	4:32.938
3	2	<del>1:53.081</del>	<del>38.155</del>	36.672	38.254	261.5	6:26.019



# Michelin Le Mans Cup


## Portimao Round

### Free Practice 2

#### Sector Analysis

Lap under Red Flag   Invalidated Lap   ■ Personal Best   ■ Session Best   **B** Crossing the pit lane

Lap	D	Time	Sector 1	Sector 2	Sector 3	T. Spd	Elapsed	Lap	D	Time	Sector 1	Sector 2	Sector 3	T. Spd	Elapsed							
4	2	1:50.746	36.442	34.378	39.926	240.0	8:16.765	25	2	2:12.795	1:02.896	33.117	36.782	77.1	51:19.108							
5	2	1:46.716	35.131	34.126	37.459	258.4	10:03.481	26	2	1:39.630	31.599	<span style="color: green;">31.704</span>	36.327	266.0	52:58.738							
6	2	1:44.248	33.617	33.517	37.114	264.7	11:47.729	27	2	<span style="color: green;">1:39.561</span>	<span style="color: green;">31.308</span>	31.899	36.354	268.7	54:38.299							
7	2	1:51.765	35.278	37.868	38.619	268.7	13:39.494	28	2	<del>1:40.398</del>	<del>31.668</del>	32.348	36.382	271.4	56:18.697							
8	2	1:47.641	35.958	34.490	37.193	262.8	15:27.135	29	2	<del>1:41.203</del>	<del>31.810</del>	32.610	36.783	271.4	57:59.900							
9	2	1:42.101	32.782	32.598	36.721	265.4	17:09.236	30	2	<del>1:48.646</del> <b>B</b>	<del>31.155</del>	32.290	45.201	268.7	59:48.546							
10	2	1:42.458	32.577	33.185	36.696	265.4	18:51.694	<b>27</b> <b>24-7 Motorsport</b> Ligier JS P320 - Nissan														
11	2	<del>1:42.435</del>	<del>32.586</del>	32.395	<span style="color: green;">36.454</span>	262.8	20:34.129	1. Andrew FERGUSON LMP3														
12	2	1:42.774	32.438	32.985	37.351	266.7	22:16.903	2. Louis HAMILTON SMITH														
13	2	1:49.811	35.831	35.871	38.109	266.0	24:06.714	1	2	3:03.573	1:33.697	44.796	45.080		3:03.573							
14	2	1:44.864	34.163	33.193	37.508	266.7	25:51.578	2	2	1:59.104	39.610	38.912	40.582	210.9	5:02.677							
15	2	<del>1:53.640</del> <b>B</b>	<del>32.858</del>	33.327	47.455	265.4	27:45.218	3	2	1:50.831	36.235	35.675	38.921	254.7	6:53.508							
16	1	4:36.094	3:20.047	38.144	37.903		32:21.312	4	2	1:47.664	34.990	34.690	37.984	261.5	8:41.172							
17	1	1:43.667	33.073	32.821	37.773	262.1	34:04.979	5	2	1:53.152	35.392	36.190	41.570	264.7	10:34.324							
18	1	2:01.361	32.653	50.434	38.274	262.8	36:06.340	6	2	1:47.805	35.364	34.581	37.860	262.1	12:22.129							
19	1	1:43.391	33.080	32.937	37.374	257.8	37:49.731	7	2	1:48.312	35.227	35.066	38.019	265.4	14:10.441							
20	1	1:42.328	32.341	32.716	37.271	262.8	39:32.059	8	2	2:03.951 <b>B</b>	35.222	39.211	49.518	256.5	16:14.392							
21	1	1:42.763	32.337	32.538	37.888	262.1	41:14.822	9	1	3:57.057	2:40.564	36.286	40.207		20:11.449							
22	1	1:42.091	32.256	32.397	37.438	262.8	42:56.913	10	1	1:48.150	34.877	34.346	38.927	257.1	21:59.599							
23	1	1:42.842	32.364	32.745	37.733	263.4	44:39.755	11	1	<del>1:47.521</del>	<del>34.678</del>	34.373	38.470	260.2	23:47.120							
24	1	3:07.135	50.583	1:00.923	1:15.629	264.1	47:46.890	12	1	1:49.187	34.414	34.294	40.479	262.1	25:36.307							
25	1	2:53.734	1:13.988	1:01.346	38.400	79.6	50:40.624	13	1	1:45.499	33.637	33.552	38.310	260.2	27:21.806							
26	1	1:42.618	32.732	32.666	37.220	257.8	52:23.242	14	1	3:13.325	55.548	1:02.290	1:15.487	260.9	30:35.131							
27	1	1:42.874	<span style="color: green;">31.792</span>	33.461	37.621	263.4	54:06.116	15	1	2:12.185	59.238	33.982	38.965	79.5	32:47.316							
28	1	<span style="color: green;">1:41.253</span>	31.935	<span style="color: green;">32.193</span>	37.125	262.8	55:47.369	16	1	1:46.804	33.571	33.763	39.470	255.9	34:34.120							
29	1	<del>2:24.033</del> <b>B</b>	<del>35.979</del>	1:02.193	45.861	264.7	58:11.402	17	1	1:48.171	35.972	33.632	38.567	259.0	36:22.291							
<b>26</b> <b>360 Racing</b> Ligier JS P320 - Nissan								19								1	1:45.035	32.998	33.790	38.247	259.6	39:52.052
1. Terrence WOODWARD LMP3								20								1	2:15.002 <b>B</b>	36.355	37.531	1:01.116	260.9	42:07.054
2. Tommy FOSTER								21								2	5:05.083	2:51.040	1:00.130	1:13.913		47:12.137
1	1	<del>2:37.480</del>	<del>1:10.714</del>	43.249	43.517		2:37.480	22								2	3:05.529	1:13.256	1:01.330	50.943	79.5	50:17.666
2	1	1:58.073	41.049	37.334	39.690	232.8	4:35.553	23								2	1:44.036	33.022	32.961	38.053	258.4	52:01.702
3	1	1:59.987	36.735	42.310	40.942	262.1	6:35.540	24								2	1:42.675	32.229	32.943	37.503	262.1	53:44.377
4	1	2:04.113	37.008	37.329	49.776	252.9	8:39.653	25								2	1:43.344	32.522	33.649	37.173	264.7	55:27.721
5	1	1:51.112	36.314	36.018	38.780	261.5	10:30.765	26								2	<del>1:43.324</del>	<del>33.931</del>	32.496	<span style="color: green;">36.897</span>	264.1	57:11.045
6	1	1:49.834	36.348	35.327	38.159	263.4	12:20.599	27								2	<span style="color: green;">1:41.282</span>	31.892	32.353	37.037	266.7	58:52.327
7	1	1:48.146	34.853	35.070	38.223	266.0	14:08.745	28								2	<del>1:41.113</del>	<span style="color: green;">31.698</span>	<span style="color: green;">32.150</span>	<del>37.265</del>	265.4	1:00:33.440
8	1	1:50.922	35.927	36.085	38.910	260.2	15:59.667	<b>28</b> <b>MV2S Racing</b> Ligier JS P320 - Nissan														
9	1	1:46.085	34.355	34.149	37.581	266.7	17:45.752	1. Christophe CRESPIER LMP3														
10	1	<del>1:46.234</del>	<del>34.338</del>	34.125	37.771	266.7	19:31.986	2. Jérôme DE SADELEER														
11	1	1:44.996	34.148	33.672	37.176	262.8	21:16.982	1	1	3:46.001	2:16.041	45.164	44.796		3:46.001							
12	1	1:44.397	33.520	33.588	37.289	267.3	23:01.379	2	1	2:04.238	40.497	40.665	43.076	225.5	5:50.239							
13	1	1:44.232	33.414	33.841	36.977	267.3	24:45.611	3	1	1:56.030	37.882	37.453	40.695	259.6	7:46.269							
14	1	1:44.084	33.619	33.335	37.130	266.0	26:29.695	4	1	<del>1:52.557</del>	<del>36.568</del>	35.992	39.997	262.8	9:38.826							
15	1	2:26.723 <b>B</b>	33.586	37.261	1:15.876	266.7	28:56.418	5	1	1:52.998	36.456	35.215	41.327	263.4	11:31.824							
16	2	4:27.071	3:16.738	33.617	36.716		33:23.489	6	1	2:05.100 <b>B</b>	36.680	37.059	51.361	251.7	13:36.924							
17	2	1:41.902	32.316	32.162	37.424	266.7	35:05.391	7	2	4:33.773	3:19.523	36.459	37.791		18:10.697							
18	2	1:41.169	31.804	32.481	36.884	265.4	36:46.560	8	2	1:44.191	32.961	34.241	36.989	264.7	19:54.888							
19	2	1:41.358	32.359	32.188	36.811	272.7	38:27.918	9	2	<span style="color: green;">1:42.044</span>	33.007	32.603	<span style="color: green;">36.434</span>	267.3	21:36.932							
20	2	1:42.785	32.046	33.425	37.314	268.7	40:10.703	10	2	2:04.898	33.917	53.255	37.726	268.0	23:41.830							
21	2	1:40.760	31.883	32.278	36.599	267.3	41:51.463	11	2	<del>1:47.374</del>	<del>35.247</del>	35.314	36.813	263.4	25:29.204							
22	2	<del>1:39.730</del>	<del>31.599</del>	31.932	<span style="color: green;">36.199</span>	268.7	43:31.193	12	2	1:42.900	32.959	33.346	36.595	267.3	27:12.104							
23	2	2:06.426	33.787	33.061	59.578	267.3	45:37.619	13	2	3:04.954	47.385	1:03.097	1:14.472	266.7	30:17.058							
24	2	3:28.694	1:13.165	1:01.357	1:14.172	79.8	49:06.313															



# Michelin Le Mans Cup

## Portimao Round


### Free Practice 2

### Sector Analysis

Lap under Red Flag													Invalidated Lap	Personal Best	Session Best	B Crossing the pit lane
Lap	D	Time	Sector 1	Sector 2	Sector 3	T. Spd	Elapsed	Lap	D	Time	Sector 1	Sector 2	Sector 3	T. Spd	Elapsed	
14	2	2:23.538	1:11.612	33.948	37.978	79.4	32:40.596	8	2	1:43.403	32.874	33.338	37.191	266.7	14:59.734	
15	2	<del>1:42.988</del>	<del>32.742</del>	33.183	37.063	263.4	34:23.584	9	2	1:41.676	32.511	32.686	36.479	265.4	16:41.410	
16	2	1:42.837	33.145	32.517	37.175	266.7	36:06.421	10	2	1:44.357	32.434	35.160	36.763	268.7	18:25.767	
17	2	<del>1:41.805</del>	<del>32.051</del>	<b>32.507</b>	<del>37.247</del>	266.0	37:48.226	11	2	<del>1:41.562</del>	<del>32.475</del>	32.653	36.434	267.3	20:07.329	
18	2	1:47.879	B 32.779	32.756	42.344	264.7	39:36.105	12	2	<b>1:41.672</b>	32.542	32.706	<b>36.424</b>	268.7	21:49.001	
19	1	3:18.342	2:05.830	34.435	38.077		42:54.447	13	2	1:45.035	31.887	35.440	37.708	268.0	23:34.036	
20	1	1:44.607	33.529	33.344	37.734	264.7	44:39.054	14	2	<del>1:42.604</del>	<del>32.227</del>	33.194	37.183	267.3	25:16.640	
21	1	3:07.502	47.913	1:03.842	1:15.747	264.7	47:46.556	15	2	1:49.963	B 32.151	33.053	44.759	269.3	27:06.603	
22	1	2:55.402	1:13.810	1:01.863	39.729	79.5	50:41.958	16	1	4:33.418	2:44.438	1:01.375	47.605		31:40.021	
23	1	1:45.292	33.865	34.183	37.244	263.4	52:27.250	17	1	1:51.189	33.870	39.307	38.012	262.8	33:31.210	
24	1	1:42.533	32.578	32.955	37.000	265.4	54:09.783	18	1	<del>1:42.110</del>	<del>32.667</del>	32.889	37.554	264.7	35:14.320	
25	1	1:44.101	<b>32.493</b>	33.598	38.010	266.0	55:53.884	19	1	1:42.705	32.378	32.776	37.551	264.7	36:57.025	
26	1	1:51.933	B 32.786	34.680	44.467	266.7	57:45.817	20	1	1:43.452	32.590	32.969	37.893	267.3	38:40.477	
27	1	4:00.125	B 2:15.496	46.686	57.943		1:01:45.942	21	1	<del>1:45.743</del>	<del>32.595</del>	34.260	38.888	264.7	40:26.220	
<b>29</b> <b>MV2S Racing</b> Ligier JS P320 - Nissan LMP3																
1. Philippe CIMADOMO																
2. Emilien CARDE																
1	1	4:08.290	2:37.157	43.950	47.183		4:08.290	22	1	<del>1:42.868</del>	<del>32.415</del>	33.197	37.256	261.5	42:10.088	
2	1	<del>2:00.699</del>	<del>41.235</del>	37.742	41.722	231.3	6:08.989	23	1	1:47.251	36.119	33.288	37.844	267.3	43:57.339	
3	1	1:53.973	38.958	36.019	38.996	222.2	8:02.962	24	1	2:31.812	B 35.158	40.787	1:15.867	260.9	46:29.151	
4	1	<del>1:52.216</del>	<del>37.487</del>	36.342	39.487	259.0	9:56.278	25	1	<del>4:07.643</del>	<del>2:14.409</del>	1:05.510	47.724		50:36.794	
5	1	1:50.637	36.147	35.337	39.153	262.1	11:46.915	26	1	1:49.312	36.566	34.526	38.220	218.6	52:26.106	
6	1	1:52.246	35.435	37.631	39.180	262.8	13:39.161	27	1	1:42.255	32.330	<b>32.633</b>	37.292	264.7	54:08.361	
7	1	1:51.306	36.079	36.979	38.248	263.4	15:30.467	28	1	1:43.039	33.154	32.855	37.030	268.0	55:51.400	
8	1	<del>1:48.251</del>	<del>34.650</del>	34.634	38.967	263.4	17:18.718	29	1	1:43.621	32.237	34.522	36.862	266.0	57:35.021	
9	1	1:47.193	34.745	34.404	38.044	262.1	19:05.911	30	1	1:42.180	<b>31.883</b>	32.796	37.501	264.1	59:17.201	
10	1	1:45.947	34.050	34.048	37.849	263.4	20:51.858	31	1	1:44.417	34.221	32.854	37.342	266.7	1:01:01.618	
11	1	1:51.886	B 33.306	33.692	44.888	264.1	22:43.744	<b>42</b> <b>Steller Motorsport</b> Audi R8 LMS GT3								
12	2	5:54.836	4:07.247	35.782	1:11.807		28:38.580	1. Sylvain GUINTOLI								
13	2	3:01.763	1:13.099	1:01.183	47.481	79.6	31:40.343	2. Sennan FIELDING								
14	2	1:46.220	34.078	35.011	37.131	261.5	33:26.563	1	2	3:06.716	B 1:33.251	39.617	53.848		3:06.716	
15	2	1:41.305	32.261	32.569	<b>36.475</b>	262.1	35:07.868	2	2	4:45.047	3:21.970	40.038	43.039		7:51.763	
16	2	1:43.720	32.108	33.713	37.899	264.7	36:51.588	3	2	1:51.013	35.711	34.801	40.501	250.0	9:42.776	
17	2	1:48.796	B 32.628	33.100	43.068	265.4	38:40.384	4	2	1:55.570	34.794	35.237	45.539	250.0	11:38.346	
18	2	4:47.169	3:37.170	32.969	37.030		43:27.553	5	2	1:46.911	33.891	33.950	39.070	257.8	13:25.257	
19	2	2:04.343	36.598	32.648	55.097	263.4	45:31.896	6	2	1:47.567	33.916	33.932	39.719	264.1	15:12.824	
20	2	3:26.857	1:12.403	1:00.653	1:13.801	79.7	48:58.753	7	2	1:44.919	33.003	33.315	38.601	260.9	16:57.743	
21	2	2:17.763	1:07.882	32.998	36.883	79.6	51:16.516	8	2	<del>1:45.930</del>	<del>32.064</del>	34.460	<b>38.406</b>	261.5	18:43.673	
22	2	1:41.020	32.228	32.227	36.565	262.1	52:57.536	9	2	1:46.228	34.549	33.256	38.423	262.8	20:29.901	
23	2	<b>1:40.639</b>	<b>31.808</b>	<b>32.090</b>	36.741	264.1	54:38.175	10	2	<del>1:53.678</del>	<del>32.946</del>	34.757	45.975	262.8	22:23.579	
24	2	1:44.997	32.421	33.250	39.326	243.8	56:23.172	11	2	1:58.854	B 33.574	35.962	49.318	261.5	24:22.433	
25	2	1:49.099	B 31.975	32.512	44.612	264.1	58:12.271	12	1	6:45.963	B 4:25.028	1:03.564	1:17.371		31:08.396	
26	2	3:42.008	B 2:10.781	39.716	51.511		1:01:54.279	13	1	5:25.634	4:05.001	38.048	42.585		36:34.030	
<b>39</b> <b>GRAFF Racing</b> Ligier JS P320 - Nissan LMP3																
1. James SWEETNAM																
2. Samir BEN																
1	2	2:21.905	48.607	44.910	48.388		2:21.905	14	1	2:02.797	37.759	34.943	50.095	254.7	38:36.827	
2	2	1:54.225	37.927	36.930	39.368	251.7	4:16.130	15	1	<del>1:52.220</del>	<del>35.076</del>	34.598	42.546	255.3	40:29.047	
3	2	1:52.879	36.135	35.378	41.366	263.4	6:09.009	16	1	1:56.122	36.149	36.491	43.482	257.1	42:25.169	
4	2	1:48.552	35.910	35.342	37.300	261.5	7:57.561	17	1	1:49.268	34.885	34.238	40.145	254.7	44:14.437	
5	2	1:45.284	33.897	34.055	37.332	266.7	9:42.845	18	1	<del>2:42.979</del>	<del>34.398</del>	53.432	1:15.149	256.5	46:57.416	
6	2	1:48.467	33.755	35.717	38.995	266.0	11:31.312	19	1	3:16.811	1:14.811	1:01.757	1:00.243	79.2	50:14.227	
7	2	1:45.019	33.007	34.684	37.328	265.4	13:16.331	20	1	1:49.891	35.118	33.893	40.880	254.1	52:04.118	
22																
21																
23																
22																
23																
24																
22																
24																







# Michelin Le Mans Cup

## Portimao Round

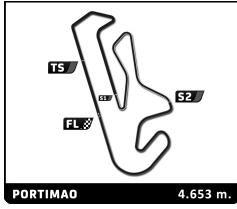
### Free Practice 2

#### Sector Analysis

PORTIMAO 4.653 m.

Lap under Red Flag   Invalidated Lap   Personal Best   Session Best   Crossing the pit lane

Lap	D	Time	Sector 1	Sector 2	Sector 3	T. Spd	Elapsed	Lap	D	Time	Sector 1	Sector 2	Sector 3	T. Spd	Elapsed							
1	2	3:34.564	2:07.964	42.133	44.467		3:34.564	24	2	2:04.138	52.632	33.246	38.260	78.8	51:38.290							
2	2	1:56.120	38.264	36.740	41.116	209.7	5:30.684	25	2	<del>1:44.787</del> <b>32.727</b>	33.682	38.378	259.0	53:23.077								
3	2	1:52.322	35.453	35.318	41.551	252.9	7:23.006	26	2	1:45.486	33.285	33.649	38.552	260.2	55:08.563							
4	2	<del>1:46.225</del> <b>33.818</b>	34.226	38.181	260.9		9:09.231	27	2	1:44.100	33.073	<b>32.891</b>	38.136	260.2	56:52.663							
5	2	1:45.267	33.414	33.720	38.133	261.5	10:54.498	28	2	1:44.291	<b>32.970</b>	33.149	38.172	257.8	58:36.954							
6	2	1:49.873	35.610	35.014	39.249	261.5	12:44.371	29	2	<del>1:43.973</del> <b>33.026</b>	32.969	37.978	258.4	1:00:20.927								
7	2	1:49.341	33.431	33.976	41.934	262.8	14:33.712	<b>66</b> Rinaldi Racing Ligier JS P320 - Nissan LMP3 1. Steve PARROW 2. Daniel KEILWITZ														
8	2	1:44.782	33.124	33.507	38.151	264.1	16:18.494	1	2	3:58.054	2:34.201	40.991	42.862		3:58.054							
9	2	1:49.550	35.507	34.553	39.490	263.4	18:08.044	2	2	1:51.436	36.371	36.641	38.424	228.8	5:49.490							
10	2	1:43.921	32.928	33.119	<b>37.874</b>	263.4	19:51.965	3	2	1:48.185	35.240	35.623	37.322	259.0	7:37.675							
11	2	<del>1:43.797</del> <b>32.861</b>	32.933	38.003	262.8		21:35.762	4	2	1:44.648	34.508	33.210	36.930	265.4	9:22.323							
12	2	1:52.638	34.756	38.226	39.656	263.4	23:28.400	5	2	1:43.141	32.886	33.419	36.836	264.7	11:05.464							
13	2	1:57.867 <b>B</b>	35.002	35.764	47.101	262.8	25:26.267	6	2	1:44.775	33.626	34.647	36.502	262.1	12:50.239							
14	1	6:28.646	4:47.077	1:01.351	40.218		31:54.913	7	2	1:42.009	32.596	32.674	36.739	267.3	14:32.248							
15	1	1:46.990	33.790	34.424	38.776	259.6	33:41.903	8	2	1:41.214	32.242	32.500	<b>36.472</b>	268.0	16:13.462							
16	1	1:46.748	33.631	34.351	38.766	261.5	35:28.651	9	2	1:49.238 <b>B</b>	33.059	32.469	43.710	269.3	18:02.700							
17	1	1:46.686	33.431	33.950	39.305	261.5	37:15.337	10	2	13:29.384	...	1:02.055	50.935		31:32.084							
18	1	<del>1:47.795</del> <b>33.137</b>	35.436	39.222	262.1		39:03.132	11	2	1:42.126	33.111	32.115	36.900	262.8	33:14.210							
19	1	<del>1:45.279</del> <b>33.059</b>	33.720	38.500	260.9		40:48.411	12	2	1:41.248	<b>31.624</b>	32.444	37.180	265.4	34:55.458							
20	1	<del>1:56.348</del> <b>33.183</b>	35.839	47.326	262.8		42:44.759	13	2	<b>1:40.341</b>	31.803	<b>32.043</b>	36.495	266.0	36:35.799							
21	1	7:41.834	5:45.010	1:03.025	53.799		50:26.593	14	2	1:52.193 <b>B</b>	32.666	35.111	44.416	270.0	38:27.992							
22	1	1:50.290	35.988	34.871	39.431	253.5	52:16.883	15	1	4:20.817	3:03.988	35.473	41.356		42:48.809							
23	1	1:44.244	33.023	33.039	38.182	260.9	54:01.127	16	1	1:45.619	33.343	33.957	38.319	262.1	44:34.428							
24	1	1:43.522	<b>32.502</b>	32.885	38.135	262.8	55:44.649	17	1	3:03.875	47.485	1:01.778	1:14.612	262.1	47:38.303							
25	1	<b>1:43.343</b>	32.560	<b>32.780</b>	38.003	262.8	57:27.992	18	1	2:58.700	1:13.744	1:02.384	42.572	79.5	50:37.003							
26	1	<del>1:45.787</del> <b>32.579</b>	33.068	40.143	263.4	59:13.779		19	1	1:44.523	32.921	33.616	37.986	260.9	52:21.526							
27	1	1:53.015 <b>B</b>	32.597	33.186	47.232	262.8	1:01:06.794	20	1	1:46.280	33.052	33.785	39.443	260.2	54:07.806							
<b>64</b> Team Parker Racing Porsche 911 GT3 R GT3 1. Alex MARTIN 2. Charles BATEMAN								21								1	1:45.642	33.267	34.350	38.025	262.1	55:53.448
1	1	3:02.209	1:21.012	48.320	52.877		3:02.209	22	1	1:49.590	32.763	38.740	38.087	262.8	57:43.038							
2	1	2:04.996	41.280	40.364	43.352	213.0	5:07.205	23	1	1:44.494	32.794	33.261	38.439	265.4	59:27.532							
3	1	1:55.315	37.000	37.243	41.072	253.5	7:02.520	24	1	1:43.078	32.578	32.946	37.554	263.4	1:01:10.610							
4	1	1:50.205	35.556	35.669	38.980	259.6	8:52.725	<b>67</b> Haegeli by T2 Racing Duquette M30 - D08 - Nissan LMP3 1. Pieder DECURTINS 2. Brent VERHEYEN														
5	1	1:47.144	34.441	34.143	38.560	256.5	10:39.869	1	2	2:35.926	1:09.416	42.439	44.071		2:35.926							
6	1	1:47.259	34.696	34.235	38.328	257.1	12:27.128	2	2	1:56.698	38.831	37.722	40.145	223.1	4:32.624							
7	1	<del>1:47.849</del> <b>35.139</b>	34.290	38.420	260.9		14:14.977	3	2	1:52.147	37.198	36.590	38.359	255.3	6:24.771							
8	1	1:45.930	33.501	33.772	38.657	259.6	16:00.907	4	2	1:51.794	36.053	35.175	40.566	218.2	8:16.565							
9	1	1:53.777 <b>B</b>	34.085	34.270	45.422	261.5	17:54.684	5	2	1:45.867	34.549	33.930	37.388	260.9	10:02.432							
10	2	4:35.045	3:22.965	33.790	38.290		22:29.729	6	2	1:45.063	33.616	33.337	38.110	271.4	11:47.495							
11	2	1:49.615	37.612	33.861	38.142	259.0	24:19.344	7	2	1:52.233	35.247	37.733	39.253	271.4	13:39.728							
12	2	1:47.373	34.314	34.752	38.307	260.9	26:06.717	8	2	1:51.340	36.033	36.935	38.372	234.8	15:31.068							
13	2	2:09.430	33.385	33.148	1:02.897	257.1	28:16.147	9	2	1:53.803 <b>B</b>	35.066	34.506	44.231	262.1	17:24.871							
14	2	3:12.265	1:12.741	1:01.165	58.359	79.6	31:28.412	10	2	2:07.937	57.024	33.615	37.298		19:32.808							
15	2	1:47.390	34.342	34.024	39.024	254.7	33:15.802	11	2	1:46.109	33.666	33.683	38.760	265.4	21:18.917							
16	2	1:45.281	33.948	33.357	37.976	257.8	35:01.083	12	2	1:43.036	32.655	32.839	37.542	271.4	23:01.953							
17	2	<del>1:47.498</del> <b>34.599</b>	34.076	38.823	260.2		36:48.581	13	2	1:55.116 <b>B</b>	34.642	34.184	46.290	270.0	24:57.069							
18	2	1:45.493	33.142	33.684	38.667	259.6	38:34.074	14	1	6:21.279	4:06.735	1:01.901	1:12.643		31:18.348							
19	2	<del>1:45.348</del> <b>33.002</b>	34.120	38.226	257.8		40:19.422	15	1	1:49.301	36.023	33.956	39.322	228.3	33:07.649							
20	2	1:44.475	33.114	33.437	<b>37.924</b>	258.4	42:03.897	16	1	1:42.647	32.520	33.253	<b>36.874</b>	267.3	34:50.296							
21	2	<b>1:43.853</b>	32.987	32.938	37.928	258.4	43:47.750	17	1	1:52.051	32.295	39.222	40.534	270.7	36:42.347							
22	2	2:16.386	33.143	33.530	1:09.713	259.6	46:04.136															
23	2	3:30.016	1:13.605	1:01.641	1:14.770	79.5	49:34.152															



# Michelin Le Mans Cup

## Portimao Round

### Free Practice 2

## Sector Analysis

Lap under Red Flag   Invalidated Lap   ■ Personal Best   ■ Session Best   **B** Crossing the pit lane

Lap	D	Time	Sector 1	Sector 2	Sector 3	T. Spd	Elapsed	Lap	D	Time	Sector 1	Sector 2	Sector 3	T. Spd	Elapsed
18	1	1:42.720	32.331	33.038	37.351	270.0	38:25.067	7	2	<del>1:47.335</del>	<del>33.783</del>	33.964	39.588	259.0	14:05.644
19	1	2:03.399 <b>B</b>	40.016	37.406	45.977	270.0	40:28.466	8	2	<del>1:46.765</del>	<del>33.499</del>	34.866	38.400	259.6	15:52.409
20	1	2:58.431	1:45.817	35.659	36.955		43:26.897	9	2	<span style="color: green;">1:45.049</span>	<span style="color: green;">33.075</span>	<span style="color: green;">33.813</span>	<span style="color: green;">38.161</span>	259.6	17:37.458
21	1	<del>2:09.968</del>	<del>35.442</del>	33.143	1:01.383	271.4	45:36.865	10	2	1:58.165 <b>B</b>	34.815	35.487	47.863	261.5	19:35.623
22	1	3:28.815	1:13.291	1:01.350	1:14.174	79.4	49:05.680	11	2	2:44.089	1:30.468	34.978	38.643		22:19.712
23	1	2:14.590	1:03.104	33.572	37.914	78.9	51:20.270	12	2	1:49.471	33.680	35.993	39.798	259.6	24:09.183
24	1	1:41.625	31.755	32.920	36.950	269.3	53:01.895	13	2	1:47.196	34.913	33.539	38.744	261.5	25:56.379
25	1	<del>1:41.578</del>	31.674	<span style="color: green;">32.489</span>	<del>37.415</del>	270.7	54:43.473	14	2	<del>2:01.711</del> <b>B</b>	<del>32.707</del>	<span style="color: green;">33.190</span>	55.814	260.2	27:58.090
26	1	<span style="color: green;">1:41.179</span>	<span style="color: green;">31.533</span>	32.727	36.919	270.0	56:24.652	15	1	4:53.252	3:38.678	34.925	39.649		32:51.342
27	1	1:44.723	32.580	34.929	37.214	270.7	58:09.375	16	1	1:53.185	35.152	35.720	42.313	258.4	34:44.527
28	1	2:05.934	31.536	32.532	1:01.866	271.4	1:00:15.309	17	1	1:47.806	34.119	34.352	39.335	257.8	36:32.333

**77 Team Thor** Ligier JS P320 - Nissan  
1. Audunn GUDMUNDSSON LMP3  
2. Colin NOBLE


1	1	2:21.168	53.082	42.417	45.669		2:21.168
2	1	1:54.401	37.355	37.038	40.008	252.9	4:15.569
3	1	1:55.382	37.113	38.156	40.113	259.6	6:10.951
4	1	1:52.674	38.223	35.939	38.512	200.0	8:03.625
5	1	1:51.525	36.460	36.054	39.011	263.4	9:55.150
6	1	1:50.823	35.198	36.806	38.819	263.4	11:45.973
7	1	1:52.784	34.673	38.758	39.353	264.1	13:38.757
8	1	1:49.882	35.600	35.096	39.186	246.6	15:28.639
9	1	1:45.632	34.085	33.980	37.567	266.0	17:14.271
10	1	1:47.002	35.021	34.375	37.606	266.0	19:01.273
11	1	1:44.410	33.256	33.705	37.449	266.0	20:45.683
12	1	1:43.991	33.298	33.390	37.303	266.0	22:29.674
13	1	1:46.306	34.474	34.159	37.673	266.7	24:15.980
14	1	1:44.153	33.318	33.161	37.674	264.7	26:00.133
15	1	2:08.284 <b>B</b>	33.250	33.797	1:01.237	264.7	28:08.417
16	2	4:32.742	3:22.674	32.818	37.250		32:41.159
17	2	1:42.037	32.263	32.505	37.269	265.4	34:23.196
18	2	1:40.822	32.264	32.218	36.340	266.7	36:04.018
19	2	1:39.704	31.655	31.789	36.260	266.7	37:43.722
20	2	1:39.291	31.365	31.723	36.203	266.7	39:23.013
21	2	<span style="color: purple;">1:38.864</span>	<span style="color: green;">31.318</span>	<span style="color: green;">31.473</span>	<span style="color: purple;">36.073</span>	266.0	41:01.877
22	2	1:41.366	31.831	33.322	36.213	268.7	42:43.243
23	2	1:48.440 <b>B</b>	31.344	33.304	43.792	267.3	44:31.683
24	1	5:41.420	3:39.371	1:00.988	1:01.061		50:13.103
25	1	1:43.171	32.963	32.935	37.273	254.7	51:56.274
26	1	1:42.393	32.483	32.636	37.274	262.8	53:38.667
27	1	1:42.146	32.613	32.703	36.830	264.7	55:20.813
28	1	1:41.573	32.032	32.491	37.050	267.3	57:02.386
29	1	1:41.659	31.669	32.260	37.730	265.4	58:44.045
30	1	1:40.985	31.671	32.484	36.830	266.7	1:00:25.030

**83 AF Corse** Ferrari 296 GT3  
1. Charles-Henri SAMANI GT3  
2. Emmanuel COLLARD

1	2	2:56.125	1:24.310	45.993	45.822		2:56.125
2	2	1:58.244	38.946	38.741	40.557	213.9	4:54.369
3	2	1:52.574	37.491	35.718	39.365	256.5	6:46.943
4	2	1:49.830	35.629	35.080	39.121	256.5	8:36.773
5	2	1:50.014	35.018	34.573	40.423	257.8	10:26.787
6	2	1:51.522	33.962	34.252	43.308	260.2	12:18.309

**86 HCR With CaffeineSix** Porsche 911 GT3 R  
1. Timothy CRESWICK GT3  
2. Anders FJORDBACH

1	1	5:30.832	3:55.085	47.210	48.537		5:30.832
2	1	2:05.428	41.441	40.396	43.591	159.8	7:36.260
3	1	1:58.543	37.944	38.699	41.900	252.3	9:34.803
4	1	1:53.942	35.956	37.164	40.822	254.1	11:28.745
5	1	1:52.778	34.893	37.402	40.483	254.7	13:21.523
6	1	1:53.002	35.692	35.326	41.984	254.1	15:14.525
7	1	1:47.909	33.959	34.682	39.268	258.4	17:02.434
8	1	1:49.192	35.838	34.298	39.056	257.8	18:51.626
9	1	1:48.831	35.250	34.525	39.056	257.1	20:40.457
10	1	1:47.139	33.571	34.467	39.101	257.8	22:27.596
11	1	1:51.304	35.501	36.365	39.438	257.1	24:18.900
12	1	1:49.305	36.027	34.589	38.689	257.8	26:08.205
13	1	<del>2:15.751</del> <b>B</b>	<del>33.906</del>	34.404	1:07.441	258.4	28:23.956
14	2	4:32.380	3:18.913	34.667	38.800		32:56.336
15	2	1:45.534	33.291	33.353	38.890	257.8	34:41.870
16	2	1:44.979	32.562	34.139	38.278	257.8	36:26.849
17	2	<del>1:43.490</del>	<del>32.532</del>	<span style="color: green;">32.998</span>	37.960	257.8	38:10.339
18	2	<span style="color: green;">1:43.722</span>	32.689	33.197	<span style="color: green;">37.836</span>	257.8	39:54.061
19	2	1:45.190	<span style="color: green;">32.461</span>	34.388	38.341	258.4	41:39.251
20	2	1:47.265	34.023	33.141	40.101	256.5	43:26.516
21	2	2:16.877 <b>B</b>	37.729	36.189	1:02.959	258.4	45:43.393
22	1	5:10.595	3:37.743	52.520	40.332		50:53.988
23	1	1:46.440	33.571	33.865	39.004	255.9	52:40.428
24	1	<del>1:46.286</del>	<del>33.238</del>	34.602	38.446	257.1	54:26.714
25	1	1:45.622	33.162	33.540	38.920	259.0	56:12.336
26	1	1:44.647	32.771	33.507	38.369	257.1	57:56.983
27	1	1:44.027	32.662	33.307	38.058	257.8	59:41.010



# Michelin Le Mans Cup

## Portimao Round

### Free Practice 2

#### Sector Analysis

PORTIMAO 4.653 m.

Lap under Red Flag Invalidated Lap Personal Best Session Best B Crossing the pit lane

Lap	D	Time	Sector 1	Sector 2	Sector 3	T. Spd	Elapsed	Lap	D	Time	Sector 1	Sector 2	Sector 3	T. Spd	Elapsed
28	1	<del>1:46.300</del>	<del>32.854</del>	34.234	39.212	257.1	1:01:27.310	18	2	1:43.931	<b>32.721</b>	33.211	<b>37.999</b>	260.9	41:31.126
<b>87</b> COOL Racing Ligier JS P320 - Nissan LMP3 1. Adrien CHILA 2. Cedric OLTRAMARE								19 2 1:51.116 34.564 37.697 38.855 262.8 43:22.242							
1	2	3:16.304	1:57.189	38.789	40.326		3:16.304	20 2	<b>1:43.564</b>	<del>32.739</del>	<b>32.741</b>	38.084	259.6	45:05.806	
2	2	2:29.230	1:11.552	38.307	39.371	257.1	5:45.534	21 2	3:26.695 <b>B</b>	1:10.074	1:01.233	1:15.388	79.6	48:32.501	
3	2	1:53.240	37.060	37.990	38.190	261.5	7:38.774	22 2	4:43.603 <b>B</b>	3:16.960	38.845	47.798		53:16.104	
4	2	1:47.790	35.030	34.410	38.350	264.7	9:26.564	<b>97</b> COOL Racing Ligier JS P320 - Nissan LMP3 1. Luis SANJUAN 2. David DROUX							
5	2	1:46.893	33.949	34.314	38.630	263.4	11:13.457	1	2	3:56.620	2:36.730	39.161	40.729		3:56.620
6	2	1:44.030	33.592	33.264	37.174	261.5	12:57.487	2	2	1:51.327	36.894	35.939	38.494	242.2	5:47.947
7	2	<del>1:45.862</del>	<del>34.381</del>	33.480	38.001	266.7	14:43.349	3	2	1:48.069	35.241	35.736	37.092	261.5	7:36.016
8	2	1:42.415	32.853	33.002	36.560	265.4	16:25.764	4	2	1:44.961	34.445	33.414	37.102	262.8	9:20.977
9	2	1:43.095	32.362	33.979	36.754	266.7	18:08.859	5	2	1:42.301	32.873	32.960	36.468	265.4	11:03.278
10	2	1:45.573	32.397	35.921	37.255	267.3	19:54.432	6	2	1:49.514 <b>B</b>	33.205	33.127	43.182	255.3	12:52.792
11	2	1:41.478	32.466	32.365	36.647	266.7	21:35.910	7	1	4:34.452	3:19.238	36.079	39.135		17:27.244
12	2	1:48.826 <b>B</b>	32.974	32.799	43.053	270.0	23:24.736	8	1	<del>1:49.054</del>	<del>35.214</del>	35.642	38.198	264.1	19:16.298
13	2	5:55.983	3:49.957	51.855	1:14.171		29:20.719	9	1	1:44.242	33.661	33.298	37.283	264.1	21:00.540
14	2	2:45.186	1:13.079	54.244	37.863	79.6	32:05.905	10	1	1:43.033	32.770	32.952	37.311	266.0	22:43.573
15	2	1:42.566	32.852	32.798	36.916	260.9	33:48.471	11	1	1:42.899	33.141	32.654	37.104	266.0	24:26.472
16	2	1:41.095	32.562	32.070	36.463	265.4	35:29.566	12	1	1:58.846	33.207	33.512	52.127	267.3	26:25.318
17	2	1:43.924	32.323	34.395	37.206	267.3	37:13.490	13	1	2:23.088 <b>B</b>	33.026	33.178	1:16.884	266.0	28:48.406
18	2	1:40.277	31.939	32.013	36.325	266.7	38:53.767	14	2	4:23.040	3:13.706	32.832	36.502		33:11.446
19	2	1:40.398	31.916	31.916	36.566	268.0	40:34.165	15	2	1:43.369	33.347	32.869	37.153	269.3	34:54.815
20	2	1:42.021	31.748	33.637	36.636	267.3	42:16.186	16	2	1:45.779	31.784	31.883	42.112	266.7	36:40.594
21	2	1:41.111	31.908	32.128	37.075	265.4	43:57.297	17	2	1:51.931	36.071	37.165	38.695	182.4	38:32.525
22	2	2:20.690	32.307	34.787	1:13.596	262.8	46:17.987	18	2	1:42.357	31.760	33.193	37.404	266.7	40:14.882
23	2	3:41.819	1:12.803	1:07.368	1:21.648	79.8	49:59.806	19	2	1:40.492	31.955	32.223	<b>36.314</b>	263.4	41:55.374
24	2	1:46.868	37.719	32.544	36.605	215.6	51:46.674	20	2	<b>1:39.941</b>	31.776	<b>31.835</b>	36.330	269.3	43:35.315
25	2	1:39.838	31.708	31.838	36.292	265.4	53:26.512	21	2	2:05.370 <b>B</b>	<b>31.314</b>	32.352	1:01.704	266.0	45:40.685
26	2	1:41.900	<b>31.266</b>	33.485	37.149	266.7	55:08.412	22	1	5:07.483	3:37.160	52.487	37.836		50:48.168
27	2	1:40.838	31.820	31.946	37.072	264.1	56:49.250	23	1	1:49.882	32.680	33.582	43.620	266.0	52:38.050
28	2	<b>1:39.555</b>	31.536	<b>31.799</b>	<b>36.220</b>	267.3	58:28.805	24	1	1:42.746	32.467	32.482	37.797	266.7	54:20.796
29	2	1:48.209 <b>B</b>	31.433	32.637	44.139	268.0	1:00:17.014	25	1	<del>1:41.690</del>	<del>32.579</del>	32.126	36.985	260.9	56:02.486
<b>88</b> GMB Motorsport Honda NSX GT3 GT3 1. Lars Engelbrecht PEDERSEI 2. Jan MAGNUSSEN								26 1 1:46.123 32.029 32.572 41.522 267.3 57:48.609							
1	2	2:26.043	58.394	42.716	44.933		2:26.043	27 1	1:40.885	32.011	32.046	36.828	267.3	59:29.494	
2	2	1:58.679	40.099	37.050	41.530	225.5	4:24.722	28 1	1:42.124	32.117	32.914	37.093	268.7	1:01:11.618	
3	2	1:55.024	36.822	36.961	41.241	254.1	6:19.746								
4	2	1:58.998	39.384	36.421	43.193	250.6	8:18.744								
5	2	<del>2:21.077</del>	<del>43.732</del>	49.686	47.659	198.5	10:39.821								
6	2	2:10.704	41.100	43.915	45.689	191.2	12:50.525								
7	2	2:04.116 <b>B</b>	36.218	36.163	51.735	254.1	14:54.641								
8	1	4:38.653	3:03.563	45.661	49.429		19:33.294								
9	1	1:54.515	37.129	36.583	40.803	246.6	21:27.809								
10	1	1:50.415	35.627	34.992	39.796	254.7	23:18.224								
11	1	<del>1:48.462</del>	<del>34.447</del>	34.419	39.596	257.8	25:06.686								
12	1	1:47.391	33.913	34.097	39.381	257.1	26:54.077								
13	1	<del>2:55.043</del> <b>B</b>	<del>36.090</del>	1:01.632	1:17.321	258.4	29:49.120								
14	2	4:41.162	3:26.089	35.080	39.993		34:30.282								
15	2	1:45.014	33.170	33.390	38.454	260.2	36:15.296								
16	2	1:44.030	32.798	33.098	38.134	260.9	37:59.326								
17	2	1:47.869	32.839	36.575	38.455	260.9	39:47.195								