

# Michelin Le Mans Cup

## Portimao Round

### Race

### Sector Analysis

Lap under Red Flag   Invalidated Lap   ■ Personal Best   ■ Session Best   ■ Crossing the pit lane

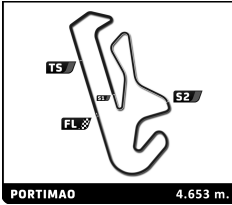
Lap	D	Time	Sector 1	Sector 2	Sector 3	T. Spd	Elapsed	Lap	D	Time	Sector 1	Sector 2	Sector 3	T. Spd	Elapsed
4	1	2:43.131	58.744	45.175	59.212	140.1	11:32.250	18	1	2:05.445	39.114	39.981	46.350	251.7	43:28.248
5	1	2:35.519	49.439	46.636	59.444	147.9	14:07.769	19	1	2:15.275 <b>B</b>	39.360	40.098	55.817	255.9	45:43.523
6	1	2:07.704	41.392	41.254	45.058	229.3	16:15.473	20	2	4:45.848	3:20.929	39.598	45.321		50:29.371
7	1	2:23.269	38.852	39.270	1:05.147	248.8	18:38.742	21	2	2:05.306	38.890	39.630	46.786	253.5	52:34.677
8	1	2:04.108	39.248	39.857	45.003	250.0	20:42.850	22	2	2:04.383	39.500	39.356	45.527	251.2	54:39.060
9	1	2:06.097	40.189	40.546	45.362	250.6	22:48.947	23	2	<span style="color: green;">2:04.015</span>	38.861	<span style="color: green;">39.271</span>	45.883	252.3	56:43.075
10	1	2:29.115	39.107	53.366	56.642	250.0	25:18.062	24	2	2:04.015	<span style="color: green;">38.727</span>	39.603	45.685	252.9	58:47.090
11	1	2:06.209	40.014	39.994	46.201	246.0	27:24.271	25	2	2:05.745	38.824	39.824	47.097	252.3	1:00:52.835
12	1	2:05.990	40.638	39.690	45.662	251.7	29:30.261	26	2	2:06.128	39.253	40.175	46.700	252.3	1:02:58.963
13	1	2:05.585	39.617	40.163	45.805	254.1	31:35.846	27	2	3:06.087	48.666	1:02.305	1:15.116	252.9	1:06:05.050
14	1	2:03.755	39.510	39.266	44.979	254.1	33:39.601	28	2	3:31.353	1:13.467	1:02.636	1:15.250		1:09:36.403
15	1	<span style="color: green;">2:02.313</span>	<span style="color: green;">38.653</span>	<span style="color: green;">39.211</span>	<span style="color: green;">44.449</span>	253.5	35:41.914	29	2	2:46.507	1:13.319	44.688	48.500		1:12:22.910
16	1	2:26.050	39.101	39.846	1:07.103	254.1	38:07.964	30	2	2:16.442	42.970	44.627	48.845	218.2	1:14:39.352
17	1	3:13.055	1:14.116	1:05.011	53.928		41:21.019	31	2	2:18.020	43.298	42.515	52.207	209.7	1:16:57.372
18	1	<del>2:04.133</del>	<del>39.230</del>	39.874	45.029	251.7	43:25.152	32	2	2:25.163	46.985	45.657	52.521	175.3	1:19:22.535
19	1	2:04.351	39.024	39.944	45.383	249.4	45:29.503	33	2	2:23.546	46.846	45.331	51.369	168.7	1:21:46.081
20	1	2:05.494	39.457	40.204	45.833	249.4	47:34.997	34	2	2:54.792	56.585	55.223	1:02.984	185.2	1:24:40.873
21	1	2:14.224 <b>B</b>	39.329	40.576	54.319	250.0	49:49.221	35	2	3:12.643	1:18.219	49.942	1:04.482		1:27:53.516
22	2	4:54.880	3:25.675	41.878	47.327		54:44.101	36	2	<span style="color: red;">4:10.246 <b>B</b></span>	1:15.453	1:02.849	1:51.944		1:32:03.762
23	2	2:09.778	40.545	41.661	47.572	218.2	56:53.879	<div style="border: 1px solid black; padding: 5px;"> <b>11</b> <b>CD Sport</b>            Ligier JS P320 - Nissan            LMP3            1. Shahan Haig SARKISSIAN            2. Franck CHAPPARD         </div>							
24	2	2:07.378	40.195	40.484	46.699	222.2	59:01.257								
25	2	2:08.174	40.615	40.880	46.679	238.4	1:01:09.431								
26	2	2:07.402	39.798	40.584	47.020	237.9	1:03:16.833								
27	2	3:13.602	56.098	1:02.504	1:15.000	236.3	1:06:30.435								
28	2	3:31.147	1:13.922	1:02.445	1:14.780		1:10:01.582								
29	2	2:43.236	1:07.264	43.836	52.136		1:12:44.818								
30	2	2:21.845	46.073	44.410	51.362	183.7	1:15:06.663								
31	2	2:28.219	45.686	47.176	55.357	196.4	1:17:34.882								
32	2	2:48.167	1:06.184	48.825	53.158	160.0	1:20:23.049								
33	2	2:26.138	48.137	45.564	52.437	172.2	1:22:49.187								
34	2	2:27.293	48.347	46.121	52.825	166.7	1:25:16.480								
35	2	2:51.059	59.278	50.652	1:01.129	170.9	1:28:07.539								
36	2	<span style="color: red;">4:37.386 <b>B</b></span>	1:15.710	1:07.603	2:14.073		1:32:44.925								

Lap	D	Time	Sector 1	Sector 2	Sector 3	T. Spd	Elapsed
1	1	3:37.458	1:40.549	50.950	1:05.959		3:37.458
2	1	2:37.278	54.442	46.399	56.437	135.8	6:14.736
3	1	2:53.678	50.777	46.439	1:16.462	138.3	9:08.414
4	1	2:38.507	57.845	43.693	56.969		11:46.921
5	1	2:31.833	54.757	41.698	55.378	128.1	14:18.754
6	1	2:10.788	42.206	41.212	47.370	210.5	16:29.542
7	1	2:04.166	39.123	39.689	45.354	248.8	18:33.708
8	1	2:04.231	39.503	39.549	<span style="color: green;">45.179</span>	254.1	20:37.939
9	1	2:06.155	39.524	40.095	46.536	243.8	22:44.094
10	1	2:32.349	40.594	51.522	1:00.233	254.7	25:16.443
11	1	2:07.488	40.571	40.318	46.599	254.7	27:23.931
12	1	<del>2:06.008</del>	<del>40.082</del>	39.967	45.959	254.7	29:29.939
13	1	2:06.749	38.914	40.508	47.327	257.8	31:36.688
14	1	2:04.868	39.368	39.742	45.758	254.1	33:41.556
15	1	2:05.168	39.876	39.520	45.772	256.5	35:46.724
16	1	2:26.445	39.000	40.212	1:07.233	257.8	38:13.169
17	1	3:09.634	1:13.073	1:02.230	54.331		41:22.803

### 10

**Racing Spirit of Leman**  
 1. Arnold ROBIN  
 2. Valentin HASSE-CLOT

Aston Martin Vantage GT3  
 GT3



Michelin Le Mans Cup  
Portimao Round  
Race

Sector Analysis

Lap under Red Flag    Invalidated Lap    Personal Best    Session Best    Crossing the pit lane

Lap	D	Time	Sector 1	Sector 2	Sector 3	T. Spd	Elapsed	Lap	D	Time	Sector 1	Sector 2	Sector 3	T. Spd	Elapsed
32	2	2:25.701	43.160	46.172	56.369	213.9	1:17:36.632	7	1	2:08.427	40.691	41.483	46.253	233.8	18:30.498
33	2	3:28.834	1:15.293	1:02.701	1:10.840	166.9	1:21:05.466	8	1	2:05.011	39.680	40.284	45.047	248.3	20:35.509
34	2	3:11.998	1:09.225	56.899	1:05.874		1:24:17.464	9	1	2:04.614	39.289	39.855	45.470	251.2	22:40.123
35	2	3:11.955	1:09.689	56.485	1:05.781		1:27:29.419	10	1	2:33.433	38.998	52.740	1:01.695	251.2	25:13.556
36	2	<b>3:26.690B</b>	1:01.946	59.769	1:24.975		1:30:56.109	11	1	<b>2:03.121</b>	39.056	<b>39.327</b>	<b>44.738</b>	248.3	27:16.677

**13** Inter Europol Competition Ligier JS P320 - Nissan  
1. Ben STONE LMP3  
2. Santiago CONCEPCIÓN S


1	1	3:09.286	1:14.794	48.744	1:05.748		3:09.286
2	1	2:41.883	57.627	46.162	58.094	137.4	5:51.169
3	1	2:52.153	48.960	51.014	1:12.179	164.6	8:43.322
4	1	2:43.821	57.350	47.835	58.636	178.5	11:27.143
5	1	2:35.907	48.924	47.656	59.327	166.4	14:03.050
6	1	2:06.596	41.513	40.459	44.624	222.2	16:09.646
7	1	2:01.851	38.782	<b>38.761</b>	44.308	238.9	18:11.497
8	1	2:02.261	38.617	38.858	44.786	246.6	20:13.758
9	1	2:01.677	38.462	38.940	44.275	248.8	22:15.435
10	1	2:25.280	38.709	39.553	1:07.018	250.6	24:40.715
11	1	2:16.990	54.235	38.910	<b>43.845</b>		26:57.705
12	1	<b>2:00.688</b>	<b>37.930</b>	38.786	43.972	255.9	28:58.393
13	1	2:01.675	38.697	39.039	43.939	254.7	31:00.068
14	1	2:01.134	38.136	38.837	44.161	255.3	33:01.202
15	1	2:02.427	38.913	39.498	44.016	252.3	35:03.629
16	1	2:01.789	38.461	39.391	43.937	255.9	37:05.418
17	1	3:05.638	48.264	1:03.306	1:14.068	255.9	40:11.056
18	1	2:29.685	1:04.573	40.124	44.988		42:40.741
19	1	2:03.926	39.342	38.979	45.605	252.9	44:44.667
20	1	2:11.188B	39.310	39.922	51.956	248.3	46:55.855
21	2	4:51.838	3:23.739	41.399	46.700		51:47.693
22	2	2:05.742	39.475	40.079	46.188	248.8	53:53.435
23	2	2:04.002	38.974	39.466	45.562	247.7	55:57.437
24	2	2:05.076	39.052	39.973	46.051	251.7	58:02.513
25	2	2:06.581	39.248	40.190	47.143	251.2	1:00:09.094
26	2	2:05.639	39.031	40.587	46.021	244.9	1:02:14.733
27	2	2:36.003	39.671	41.946	1:14.386	248.8	1:04:50.736
28	2	3:30.118	1:13.193	1:02.400	1:14.525		1:08:20.854
29	2	3:09.010	1:13.294	1:02.160	53.556		1:11:29.864
30	2	2:11.603	41.784	42.509	47.310	237.9	1:13:41.467
31	2	<del>2:23.413</del>	<del>50.507</del>	43.625	49.281	238.9	1:16:04.880
32	2	2:25.928	45.936	46.320	53.672	224.1	1:18:30.808
33	2	2:49.699	46.614	53.026	1:10.059	190.1	1:21:20.507
34	2	3:10.378	1:09.006	56.481	1:04.891	135.0	1:24:30.885
35	2	3:12.139	1:12.551	55.783	1:03.805		1:27:43.024
36	2	<b>3:53.678B</b>	1:12.486	58.277	1:42.915		1:31:36.702

**14** Inter Europol Competition Ligier JS P320 - Nissan  
1. Andres LATORRE CANON LMP3  
2. Daniel ALI

1	1	3:25.666	1:30.246	51.560	1:03.860		3:25.666
2	1	2:39.174	57.043	46.654	55.477		6:04.840
3	1	2:54.087	49.969	48.564	1:15.554	152.8	8:58.927
4	1	2:40.443	57.137	45.620	57.686		11:39.370
5	1	2:33.475	51.832	44.496	57.147	139.9	14:12.845
6	1	2:09.226	41.366	42.030	45.830	208.5	16:22.071

**15** Inter Europol Competition Ligier JS P320 - Nissan  
1. Chris SHORT LMP3  
2. Bryson MORRIS

1	1	3:02.653	1:09.522	50.056	1:03.075		3:02.653
2	1	2:43.568	59.538	46.542	57.488		5:46.221
3	1	2:52.261	49.733	51.468	1:11.060	164.6	8:38.482
4	1	2:44.276	56.642	49.408	58.226		11:22.758
5	1	2:38.837	49.280	48.055	1:01.502	183.1	14:01.595
6	1	2:05.165	41.462	39.356	44.347	214.7	16:06.760
7	1	2:01.836	38.808	38.759	44.269	240.5	18:08.596
8	1	2:02.322	38.570	39.381	44.371	242.7	20:10.918
9	1	2:02.887	38.524	38.808	45.555	246.6	22:13.805
10	1	2:23.777	38.513	38.408	1:06.856	246.6	24:37.582
11	1	2:17.714	55.434	38.422	<b>43.858</b>		26:55.296
12	1	<b>2:00.688</b>	38.241	38.564	43.883	250.0	28:55.984
13	1	2:01.206	<b>38.191</b>	38.420	44.595	250.6	30:57.190
14	1	2:00.950	38.583	<b>38.311</b>	44.056	249.4	32:58.140
15	1	2:01.333	38.698	38.427	44.208	251.7	34:59.473
16	1	2:01.779	38.909	38.587	44.283	250.0	37:01.252
17	1	3:06.701	49.948	1:02.239	1:14.514	250.6	40:07.953
18	1	2:37.451	1:03.975	48.956	44.520		42:45.404
19	1	2:02.756	38.896	38.771	45.089	243.2	44:48.160
20	1	2:10.259B	39.265	39.084	51.910	243.8	46:58.419




# Michelin Le Mans Cup

## Portimao Round

### Race

#### Sector Analysis

Lap under Red Flag											Invalidated Lap	Personal Best	Session Best	B Crossing the pit lane						
Lap	D	Time	Sector 1	Sector 2	Sector 3	T. Spd	Elapsed	Lap	D	Time	Sector 1	Sector 2	Sector 3	T. Spd	Elapsed					
21	2	4:50.559	3:23.914	40.949	45.696		51:48.978	35	2	<b>3:44.539 B</b>	1:07.827	1:02.059	1:34.653		1:31:22.316					
22	2	2:05.341	39.718	40.026	45.597	248.3	53:54.319	<div style="border: 1px solid black; padding: 5px;"> <p><b>17</b> IDEC Sport <span style="float: right;">Ligier JS P320 - Nissan</span></p> <p>1. Patrice LAFARGUE <span style="float: right;">LMP3</span></p> <p>2. Dino LUNARDI</p> </div>												
23	2	2:03.999	39.504	39.309	45.186	243.8	55:58.318													
24	2	2:05.182	39.667	39.978	45.537	247.7	58:03.500													
25	2	2:05.692	39.259	39.606	46.827	248.3	1:00:09.192													
26	2	2:06.293	39.732	40.350	46.211	246.0	1:02:15.485													
27	2	2:37.812	39.665	43.369	1:14.778	245.5	1:04:53.297													
28	2	3:30.590	1:13.625	1:02.344	1:14.621		1:08:23.887													
29	2	3:09.090	1:13.554	1:02.312	53.224		1:11:32.977													
30	2	2:12.518	42.387	41.237	48.894	210.5	1:13:45.495													
31	2	<del>2:15.340</del>	<del>44.016</del>	42.654	48.670	225.5	1:16:00.835													
32	2	2:27.333	46.051	46.748	54.534	212.2	1:18:28.168													
33	2	2:50.113	47.045	52.421	1:10.647	176.5	1:21:18.281													
34	2	3:11.362	1:09.178	56.731	1:05.453	123.0	1:24:29.643													
35	2	3:12.105	1:11.928	55.545	1:04.632		1:27:41.748													
36	2	<b>3:47.774 B</b>	1:10.714	58.912	1:38.148		1:31:29.522													
<div style="border: 1px solid black; padding: 5px;"> <p><b>16</b> Team Virage <span style="float: right;">Ligier JS P320 - Nissan</span></p> <p>1. Julien GERBI <span style="float: right;">LMP3</span></p> <p>2. Gillian HENRIEN</p> </div>																				
1	1	2:56.281	59.349	53.483	1:03.449		2:56.281													
2	1	2:44.244	57.200	49.738	57.306		5:40.525													
3	1	2:51.522	49.463	51.515	1:10.544	181.5	8:32.047													
4	1	2:44.218	56.377	50.300	57.541	131.9	11:16.265													
5	1	2:41.531	49.414	49.120	1:02.997	187.5	13:57.796													
6	1	2:00.331	38.677	38.248	43.406	247.1	15:58.127													
7	1	1:59.760	38.024	38.136	43.600	249.4	17:57.887													
8	1	1:59.235	37.970	37.993	<b>43.272</b>	250.0	19:57.122													
9	1	<b>1:59.071</b>	<b>37.594</b>	<b>37.938</b>	43.539	253.5	21:56.193													
10	1	2:12.822	37.971	38.003	56.848	251.2	24:09.015													
11	1	2:25.750	1:03.338	38.558	43.854		26:34.765													
12	1	1:59.992	38.149	38.318	43.525	251.2	28:34.757													
13	1	2:00.296	38.248	38.051	43.997	254.1	30:35.053													
14	1	2:00.049	38.074	38.325	43.650	255.9	32:35.102													
15	1	2:01.325	37.869	39.005	44.451	257.8	34:36.427													
16	1	5:50.031	38.132	3:54.899	1:17.000	254.7	40:26.458													
17	1	2:24.172	1:00.547	39.422	44.203		42:50.630													
18	1	2:01.320	38.219	38.444	44.657	250.6	44:51.950													
19	1	2:03.751	39.393	39.726	44.632	248.3	46:55.701													
20	1	2:03.529	38.802	39.398	45.329	249.4	48:59.230													
21	1	2:10.293 B	38.645	39.322	52.326	248.8	51:09.523													
22	2	4:44.925	3:20.551	39.148	45.226		55:54.448													
23	2	2:04.217	39.771	39.057	45.389	237.9	57:58.665													
24	2	2:04.805	39.755	39.166	45.884	239.5	1:00:03.470													
25	2	2:05.971	40.016	39.363	46.592	242.7	1:02:09.441													
26	2	2:34.367	39.591	39.689	1:15.087	243.2	1:04:43.808													
27	2	3:31.038	1:13.858	1:02.381	1:14.799		1:08:14.846													
28	2	3:11.796	1:13.892	1:02.639	55.265		1:11:26.642													
29	2	2:09.553	41.104	40.949	47.500	226.4	1:13:36.195													
30	2	2:11.497	42.544	41.863	47.090	210.1	1:15:47.692													
31	2	2:28.379	47.632	46.406	54.341	217.3	1:18:16.071													
32	2	2:58.271	47.490	1:00.350	1:10.431	196.0	1:21:14.342													
33	2	3:10.780	1:08.914	57.672	1:04.194		1:24:25.122													
34	2	3:12.655	1:11.626	56.765	1:04.264		1:27:37.777													
							<div style="border: 1px solid black; padding: 5px;"> <p><b>18</b> Team Parker Racing <span style="float: right;">Porsche 911 GT3 R (992)</span></p> <p>1. Nick JONES <span style="float: right;">GT3</span></p> <p>2. Scott MALVERN</p> </div>													
1	1	3:49.873	1:56.888	46.932	1:06.053		3:49.873													
2	1	2:34.793	52.949	47.058	54.786	124.3	6:24.666													
3	1	2:54.028	50.876	45.799	1:17.353	133.2	9:18.694													
4	1	2:35.195	57.428	43.946	53.821	150.4	11:53.889													
5	1	2:35.358	55.882	43.464	56.012	140.8	14:29.247													
6	1	2:12.735	41.215	39.256	52.264	240.5	16:41.982													
7	1	2:05.785	39.652	40.386	45.747	238.4	18:47.767													
8	1	2:05.904	39.182	39.837	46.885	246.6	20:53.671													
9	1	2:04.206	<b>38.705</b>	39.340	46.161	248.3	22:57.877													
10	1	2:34.108	40.692	1:01.185	52.231	241.6	25:31.985													
11	1	2:04.849	39.298	<b>38.943</b>	46.608	247.7	27:36.834													
12	1	2:05.557	39.572	39.687	46.298	247.1	29:42.391													
13	1	<b>2:03.620</b>	39.223	39.213	45.184	248.8	31:46.011													
14	1	2:03.915	39.605	39.134	<b>45.176</b>	250.0	33:49.926													
15	1	2:04.789	39.644	39.494	45.651	250.0	35:54.715													
16	1	2:27.679	39.308	39.721	1:08.650	250.6	38:22.394													
17	1	3:09.585	1:13.607	1:03.182	52.796		41:31.979													
18	1	2:04.443	39.205	39.632	45.606	247.7	43:36.422													
19	1	2:14.017 B	39.675	39.985	54.357	250.0	45:50.439													



# Michelin Le Mans Cup

## Portimao Round

### Race


### Sector Analysis

Lap under Red Flag											Invalidated Lap	Personal Best	Session Best	B Crossing the pit lane	
Lap	D	Time	Sector 1	Sector 2	Sector 3	T. Spd	Elapsed	Lap	D	Time	Sector 1	Sector 2	Sector 3	T. Spd	Elapsed
20	2	4:43.832	3:18.462	39.747	45.623		50:34.271	34	2	2:53.388	55.734	55.085	1:02.569	176.5	1:24:43.447
21	2	2:05.794	39.958	39.741	46.095	242.7	52:40.065	35	2	3:13.076	1:20.045	48.863	1:04.168		1:27:56.523
22	2	2:05.026	39.106	39.407	46.513	244.3	54:45.091	36	2	<b>4:19.047 B</b>	1:16.555	1:03.690	1:58.802		1:32:15.570
23	2	2:04.954	39.679	38.987	46.288	243.2	56:50.045	<b>22</b> United Autosports Ligier JS P320 - Nissan							
24	2	2:05.626	40.035	39.387	46.204	241.1	58:55.671	1.Gerald KRAUT LMP3							
25	2	2:05.534	39.332	39.475	46.727	242.2	1:01:01.205	2.Scott ANDREWS							
26	2	2:06.424	39.437	40.095	46.892	240.5	1:03:07.629	1	1	3:23.504	1:27.841	51.428	1:04.235		3:23.504
27	2	3:06.995	50.890	1:01.807	1:14.298	241.1	1:06:14.624	2	1	2:39.044	57.051	45.294	56.699	141.7	6:02.548
28	2	3:29.469	1:13.158	1:02.032	1:14.279		1:09:44.093	3	1	2:53.423	49.355	49.425	1:14.643	163.1	8:55.971
29	2	2:44.799	1:12.858	42.909	49.032		1:12:28.892	4	1	2:41.491	57.191	45.438	58.862	123.1	11:37.462
30	2	2:13.751	42.158	42.233	49.360	231.3	1:14:42.643	5	1	2:34.298	50.951	45.207	58.140	151.5	14:11.760
31	2	2:15.287	41.918	41.654	51.715	233.3	1:16:57.930	6	1	2:08.943	41.865	41.618	45.460	230.8	16:20.703
32	2	2:25.072	47.467	45.223	52.382	170.3	1:19:23.002	7	1	2:08.546	39.758	40.787	48.001	252.9	18:29.249
33	2	2:23.612	46.987	45.332	51.293	161.0	1:21:46.614	8	1	2:05.147	40.121	39.812	45.214	251.2	20:34.396
34	2	2:55.100	56.653	55.399	1:03.048	169.0	1:24:41.714	9	1	2:04.387	39.156	40.446	44.785	252.9	22:38.783
35	2	3:12.664	1:18.367	49.762	1:04.535		1:27:54.378	10	1	2:34.599	39.500	52.920	1:02.179	249.4	25:13.382
36	2	<b>4:11.944 B</b>	1:16.066	1:03.213	1:52.665		1:32:06.322	11	1	2:04.968	40.273	40.017	<b>44.678</b>	247.7	27:18.350
<b>19</b> Leipert Motorsport Lamborghini Huracan GT3 EVO2							GT3	United Autosports Ligier JS P320 - Nissan							
1.Gabriele KUNDONE								1.John SCHAUERMAN LMP3							
2.Patrick KUJALA								2.Wayne BOYD							
1	1	3:38.358	1:42.071	51.159	1:05.128		3:38.358	1	1	3:11.953	1:18.616	47.880	1:05.457		3:11.953
2	1	2:36.939	55.099	46.047	55.793	133.7	6:15.297	2	1	2:41.771	58.351	45.169	58.251	150.8	5:53.724
3	1	2:55.102	52.610	44.958	1:17.534	135.3	9:10.399	3	1	2:52.575	48.947	50.621	1:13.007	147.1	8:46.299
4	1	2:37.471	56.979	43.928	56.564		11:47.870	4	1	2:43.530	58.345	45.917	59.268	166.2	11:29.829
5	1	2:31.965	55.309	41.905	54.751	127.5	14:19.835	5	1	2:35.546	49.115	46.880	59.551	169.8	14:05.375
6	1	2:09.555	42.009	41.124	46.422	200.0	16:29.390	6	1	3:07.452	42.373	1:40.346	44.733	204.9	17:12.827
7	1	2:10.629	41.538	41.245	47.846	207.7	18:40.019	7	1	2:05.108	39.007	41.647	<b>44.454</b>	252.3	19:17.935
8	1	2:06.579	39.928	40.704	45.947	238.9	20:46.598	8	1	2:05.843	40.216	40.170	45.457	250.6	21:23.778
9	1	<b>2:04.767</b>	39.381	39.647	45.739	244.9	22:51.365	9	1	2:04.045	39.183	40.374	44.488	250.0	23:27.823
10	1	2:27.358	39.103	53.647	54.608	245.5	25:18.723	10	1	2:31.910	52.101	52.853	46.956	251.2	25:59.733
11	1	2:06.627	39.990	40.237	46.400	233.3	27:25.350								
12	1	2:06.857	41.139	40.121	45.597	237.4	29:32.207								
13	1	2:06.097	39.472	40.081	46.544	245.5	31:38.304								
14	1	2:06.059	39.828	39.904	46.327	246.0	33:44.363								
15	1	2:05.120	39.486	40.350	<b>45.284</b>	243.8	35:49.483								
16	1	2:28.023	39.740	40.767	1:07.516	248.3	38:17.506								
17	1	3:09.613	1:13.551	1:02.888	53.174		41:27.119								
18	1	2:06.457	39.822	40.626	46.009	241.1	43:33.576								
19	1	2:07.456	40.243	40.367	46.846	234.8	45:41.032								
20	1	2:13.259 B	39.713	40.361	53.185	244.9	47:54.291								
21	2	4:47.087	3:20.005	40.539	46.543		52:41.378								
22	2	2:05.574	39.025	39.626	46.923	247.1	54:46.952								
23	2	2:06.526	40.573	39.637	46.316	245.5	56:53.478								
24	2	2:05.056	<b>38.577</b>	<b>39.427</b>	47.052	245.5	58:58.534								
25	2	2:05.767	39.130	39.921	46.716	241.6	1:01:04.301								
26	2	2:06.386	39.256	40.076	47.054	243.8	1:03:10.687								
27	2	3:08.414	51.039	1:02.036	1:15.339	243.2	1:06:19.101								
28	2	3:31.245	1:13.639	1:02.296	1:15.310		1:09:50.346								
29	2	2:44.281	1:12.818	42.306	49.157		1:12:34.627								
30	2	2:13.652	41.860	42.645	49.147	235.8	1:14:48.279								
31	2	2:18.155	43.552	42.849	51.754	237.4	1:17:06.434								
32	2	2:22.184	44.765	45.156	52.263	221.3	1:19:28.618								
33	2	2:21.441	44.879	45.225	51.337	204.2	1:21:50.059								










# Michelin Le Mans Cup

## Portimao Round

### Race

### Sector Analysis

Lap under Red Flag											Invalidated Lap	Personal Best	Session Best	B Crossing the pit lane						
Lap	D	Time	Sector 1	Sector 2	Sector 3	T. Spd	Elapsed	Lap	D	Time	Sector 1	Sector 2	Sector 3	T. Spd	Elapsed					
16	1	2:03.111	38.991	38.870	45.250	250.0	37:29.796	30	2	2:14.015	43.127	42.326	48.562	204.2	1:14:28.272					
17	1	3:24.116	1:04.654	1:03.357	1:16.105		40:53.912	31	2	2:17.131	42.988	44.103	50.040	214.3	1:16:45.403					
18	1	2:12.068	46.945	39.115	46.008	190.1	43:05.980	32	2	2:21.834	45.437	44.688	51.709	187.2	1:19:07.237					
19	1	2:27.250 <b>B</b>	38.934	54.059	54.257	251.7	45:33.230	33	2	2:22.926	43.519	43.826	55.581	210.9	1:21:30.163					
20	2	5:03.164	3:34.552	42.498	46.114		50:36.394	34	2	3:08.509	1:08.774	56.171	1:03.564	125.4	1:24:38.672					
21	2	2:06.442	40.505	39.922	46.015	228.8	52:42.836	35	2	3:12.460	1:15.514	52.286	1:04.660		1:27:51.132					
22	2	2:06.670	40.329	40.338	46.003	230.3	54:49.506	36	2	<b>4:06.741 B</b>	1:14.788	1:01.519	1:50.434		1:31:57.873					
23	2	2:09.831	40.509	40.952	48.370	239.5	56:59.337	<b>42 Steller Motorsport</b> Audi R8 LMS GT3												
24	2	2:08.423	41.087	40.002	47.334	228.8	59:07.760	1.Sylvain GUINTOLI												
25	2	2:07.353	39.676	39.849	47.828	246.6	1:01:15.113	2.Sennan FIELDING												
26	2	2:08.310	40.265	40.339	47.706	235.3	1:03:23.423	1	1	3:47.392	1:53.901	47.690	1:05.801		3:47.392					
27	2	3:13.946	56.832	1:02.357	1:14.757	228.8	1:06:37.369	2	1	2:41.504 <b>B</b>	53.499	46.812	1:01.193	131.5	6:28.896					
28	2	3:30.576	1:13.785	1:02.211	1:14.580		1:10:07.945	3	1	3:05.862	1:33.336	41.862	50.664		9:34.758					
29	2	2:37.561	1:04.350	43.246	49.965		1:12:45.506	4	1	2:22.041	45.092	44.091	52.858	191.8	11:56.799					
30	2	2:16.844	44.491	42.705	49.648	207.7	1:15:02.350	5	1	2:33.900	55.595	43.255	55.050	150.6	14:30.699					
31	2	2:21.345	43.265	45.042	53.038	216.9	1:17:23.695	6	1	2:10.351	41.521	40.358	48.472	245.5	16:41.050					
32	2	2:24.787	47.530	44.681	52.576	170.6	1:19:48.482	7	1	2:06.967	39.811	39.836	47.320	247.7	18:48.017					
33	2	2:22.940	46.738	45.252	50.950	163.9	1:22:11.422	8	1	2:06.905	39.915	39.860	47.130	233.3	20:54.922					
34	2	2:36.461	46.493	49.363	1:00.605	184.3	1:24:47.883	9	1	2:06.592	39.654	39.896	47.042	251.7	23:01.514					
35	2	3:14.897	1:22.556	49.842	1:02.499		1:28:02.780	10	1	2:35.475	39.739	1:02.624	53.112	253.5	25:36.989					
36	2	<b>4:28.929 B</b>	1:15.394	1:04.406	2:09.129		1:32:31.709	11	1	2:05.339	39.292	39.422	46.625	252.3	27:42.328					
<b>39 GRAFF Racing</b> Ligier JS P320 - Nissan LMP3							1.James SWEETNAM													
2.Samir BEN							1								1	3:10.510	1:17.665	47.773	1:05.072	3:10.510
2	1	2:42.236	58.300	45.795	58.141	144.8	5:52.746	15	1	2:06.132	39.595	40.078	46.459	252.9	36:06.276					
3	1	2:51.954	49.133	50.444	1:12.377	157.9	8:44.700	16	1	2:44.589	40.252	47.266	1:17.071	252.9	38:50.865					
4	1	2:43.974	58.896	46.389	58.689	182.4	11:28.674	17	1	3:03.574	1:14.117	1:01.225	48.232		41:54.439					
5	1	2:35.332	49.240	47.241	58.851	179.7	14:04.006	18	1	2:07.936	39.707	40.249	47.980	251.2	44:02.375					
6	1	2:10.480 <b>B</b>	41.177	38.698	50.605	195.3	16:14.486	19	1	2:16.118 <b>B</b>	39.535	40.568	56.015	251.7	46:18.493					
7	1	2:25.704	1:00.359	39.835	45.510		18:40.190	20	2	4:59.438	3:33.579	39.763	46.096		51:17.931					
8	1	2:02.772	39.859	38.944	<b>43.969</b>	246.6	20:42.962	21	2	2:04.431	39.138	39.557	45.736	247.1	53:22.362					
9	1	2:02.219	38.662	38.605	44.952	255.3	22:45.181	22	2	2:04.178	39.451	38.856	45.871	241.1	55:26.540					
10	1	2:29.865	38.796	51.344	59.725	254.7	25:15.046	23	2	<b>2:03.535</b>	<b>39.088</b>	<b>38.724</b>	<b>45.723</b>	249.4	57:30.075					
11	1	<del>2:03.912</del>	<del>39.621</del>	39.856	44.435	250.0	27:18.958	24	2	2:05.076	39.530	39.210	46.336	249.4	59:35.151					
12	1	<del>2:04.598</del>	<del>39.103</del>	40.809	44.686	254.7	29:23.556	25	2	2:06.055	39.732	39.583	46.740	235.8	1:01:41.206					
13	1	2:02.745	38.465	39.738	44.542	254.1	31:26.301	26	2	2:24.710	40.232	39.911	1:04.567	245.5	1:04:05.916					
14	1	<b>2:01.263</b>	<b>38.148</b>	38.845	44.270	254.1	33:27.564	27	2	3:32.128	1:14.094	1:02.643	1:15.391		1:07:38.044					
15	1	2:01.456	38.344	38.692	44.420	254.7	35:29.020	28	2	3:28.671	1:14.345	1:02.735	1:11.591		1:11:06.715					
16	1	2:02.504	38.737	38.996	44.771	253.5	37:31.524	29	2	2:11.404	42.272	40.630	48.502	225.9	1:13:18.119					
17	1	3:32.454	1:09.152	1:09.720	1:13.582		41:03.978	30	2	2:12.023	42.460	41.315	48.248	211.4	1:15:30.142					
18	1	2:04.129	41.159	<b>38.573</b>	44.397	221.3	43:08.107	31	2	2:12.428	42.165	41.590	48.673	226.4	1:17:42.570					
19	1	2:06.384	38.689	43.246	44.449	253.5	45:14.491	32	2	3:24.022	1:11.519	1:02.002	1:10.501	183.4	1:21:06.592					
20	1	2:02.185	38.598	39.099	44.488	253.5	47:16.676	33	2	3:12.074	1:09.807	56.904	1:05.363		1:24:18.666					
21	1	2:03.359	39.272	38.604	45.483	251.7	49:20.035	34	2	3:12.172	1:10.378	56.277	1:05.517		1:27:30.838					
22	1	<del>2:12.988 B</del>	<del>41.331</del>	39.669	51.988	251.7	51:33.023	35	2	<b>3:31.398 B</b>	1:04.908	1:00.325	1:26.165		1:31:02.236					
23	2	4:50.740	3:20.784	42.604	47.352		56:23.763	<b>48 Murphy Prototypes</b> Duqueine M30 - D08 - Nissan LMP3												
24	2	2:09.764	41.092	41.491	47.181	233.3	58:33.527	1.Torsten KRATZ												
25	2	2:07.849	40.739	40.227	46.883	249.4	1:00:41.376	2.Enzo ELIAS												
26	2	2:08.295	40.695	40.664	46.936	248.8	1:02:49.671	1	1	3:05.077	1:11.998	49.395	1:03.684		3:05.077					
27	2	2:58.250	40.884	1:02.335	1:15.031	240.5	1:05:47.921	2	1	2:43.466	59.317	46.382	57.767		5:48.543					
28	2	3:32.592	1:13.856	1:02.976	1:15.760		1:09:20.513	3	1	2:52.112	49.016	51.290	1:11.806	198.2	8:40.655					
29	2	2:53.744	1:14.094	50.748	48.902		1:12:14.257	4	1	2:44.272	56.394	48.898	58.980	144.6	11:24.927					
								5	1	2:37.070	48.724	47.869	1:00.477	203.8	14:01.997					



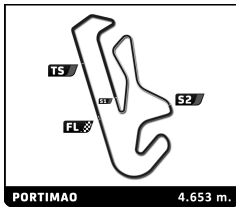
# Michelin Le Mans Cup

## Portimao Round

### Race

### Sector Analysis

Lap under Red Flag												Invalidated Lap	Personal Best	Session Best	B Crossing the pit lane				
Lap	D	Time	Sector 1	Sector 2	Sector 3	T. Spd	Elapsed	Lap	D	Time	Sector 1	Sector 2	Sector 3	T. Spd	Elapsed				
6	1	2:00.008	39.415	37.884	42.709	218.6	16:02.005	20	2	4:46.837	3:20.797	40.502	45.538		51:02.085				
7	1	2:00.205	38.546	37.833	43.826	251.2	18:02.210	21	2	2:03.338	38.573	39.329	45.436	248.8	53:05.423				
8	1	2:00.595	39.015	38.154	43.426	250.0	20:02.805	22	2	2:03.592	38.861	39.594	45.137	247.1	55:09.015				
9	1	1:58.724	37.904	37.600	43.220	251.7	22:01.529	23	2	2:03.684	38.500	39.385	45.799	250.6	57:12.699				
10	1	2:15.147	37.698	37.628	59.821	250.6	24:16.676	24	2	2:04.373	38.922	39.618	45.833	247.7	59:17.072				
11	1	2:22.320	1:01.314	37.779	43.227		26:38.996	25	2	2:04.995	38.759	39.751	46.485	248.8	1:01:22.067				
12	1	1:58.442	37.642	37.659	43.141	253.5	28:37.438	26	2	2:05.790	39.261	40.186	46.343	246.0	1:03:27.857				
13	1	1:59.251	37.849	37.583	43.819	254.7	30:36.689	27	2	3:22.905	1:06.489	1:02.136	1:14.280		1:06:50.762				
14	1	1:59.688	37.868	38.025	43.795	253.5	32:36.377	28	2	3:30.084	1:13.508	1:02.067	1:14.509		1:10:20.846				
15	1	2:00.645	37.908	38.202	44.535	256.5	34:37.022	29	2	2:32.445	1:02.564	41.484	48.397		1:12:53.291				
16	1	2:05.026	38.127	41.563	45.336	257.1	36:42.048	30	2	2:14.085	41.208	42.535	50.342	232.8	1:15:07.376				
17	1	2:52.823	38.447	58.686	1:15.690	254.1	39:34.871	31	2	2:20.914	44.401	43.736	52.777	223.6	1:17:28.290				
18	1	2:40.861	1:13.755	42.123	44.983		42:15.732	32	2	2:25.678	46.950	46.002	52.726	184.0	1:19:53.968				
19	1	2:02.474	38.573	38.808	45.093	250.6	44:18.206	33	2	2:25.167	45.489	47.080	52.598	205.7	1:22:19.135				
20	1	2:14.399	B 39.918	40.054	54.427	239.5	46:32.605	34	2	2:31.902	46.132	47.462	58.308	203.8	1:24:51.037				
21	1	2:33.896	B 1:01.005	39.670	53.221		49:06.501	35	2	3:14.397	1:21.935	51.713	1:00.749		1:28:05.434				
22	2	5:24.416	3:57.610	40.136	46.670		54:30.917	36	2	4:35.928	B 1:16.273	1:07.312	2:12.343		1:32:41.362				
23	2	2:05.217	39.504	39.608	46.105	244.9	56:36.134	<b>55</b> GMB Motorsport Honda NSX GT3											
24	2	2:04.576	39.217	39.698	45.661	247.7	58:40.710	1.Thomas ANDERSEN GT3											
25	2	2:04.811	39.489	38.689	46.633	254.1	1:00:45.521	2.Simon BIRCH											
26	2	2:05.960	39.823	39.657	46.480	248.8	1:02:51.481	1	1	3:41.469	1:45.067	51.151	1:05.251		3:41.469				
27	2	2:59.392	41.712	1:02.577	1:15.103	242.7	1:05:50.873	2	1	2:36.088	53.916	46.566	55.606	164.4	6:17.557				
28	2	3:31.062	1:13.505	1:02.611	1:14.946		1:09:21.935	3	1	2:55.209	52.070	45.605	1:17.534	121.2	9:12.766				
29	2	2:53.567	1:13.776	51.166	48.625		1:12:15.502	4	1	2:36.690	56.830	44.558	55.302	120.8	11:49.456				
30	2	2:13.463	42.433	42.222	48.808	235.8	1:14:28.965	5	1	2:33.350	55.395	42.562	55.393		14:22.806				
31	2	2:13.034	42.309	41.021	49.704	232.8	1:16:41.999	6	1	2:08.775	40.108	41.896	46.771	221.3	16:31.581				
32	2	2:19.647	47.312	43.121	49.214	161.2	1:19:01.646	7	1	2:10.076	40.355	41.693	48.028	247.7	18:41.657				
33	2	2:27.287	44.616	43.227	59.444	199.3	1:21:28.933	8	1	2:07.163	39.581	40.822	46.760	250.6	20:48.820				
34	2	3:08.873	1:09.101	56.044	1:03.728	134.7	1:24:37.806	9	1	2:06.940	39.695	40.179	47.066	250.0	22:55.760				
35	2	3:12.495	1:15.619	52.090	1:04.786		1:27:50.301	10	1	2:31.543	39.637	58.431	53.475	252.3	25:27.303				
36	2	4:05.456	B 1:14.437	1:00.904	1:50.115		1:31:55.757	11	1	2:06.422	39.294	40.975	46.153	250.0	27:33.725				
<b>51</b> AF Corse Ferrari 296 GT3												12	1	2:06.332	39.817	40.328	46.187	251.7	29:40.057
1.Hiroshi KOIZUMI GT3												13	1	2:05.781	39.298	40.190	46.293	251.7	31:45.838
2.Kei COZZOLINO												14	1	2:07.065	40.264	40.379	46.422	252.9	33:52.903
1	1	3:45.012	1:49.435	50.189	1:05.388		3:45.012	15	1	2:06.075	39.374	40.246	46.455	253.5	35:58.978				
2	1	2:35.640	53.467	46.842	55.331	144.0	6:20.652	16	1	2:54.919	B 39.569	58.958	1:16.392	252.9	38:53.897				
3	1	2:54.643	51.454	46.198	1:16.991	142.9	9:15.295	17	1	3:46.514	2:13.095	44.668	48.751		42:40.411				
4	1	2:36.153	57.527	44.778	53.848	134.5	11:51.448	18	1	2:09.861	40.950	40.836	48.075	248.8	44:50.272				
5	1	2:33.577	55.851	42.917	54.809	125.3	14:25.025	19	1	2:18.582	B 40.304	41.756	56.522	249.4	47:08.854				
6	1	2:08.095	40.182	41.278	46.635	250.0	16:33.120	20	2	5:26.347	3:51.976	43.521	50.850		52:35.201				
7	1	2:10.011	40.308	42.178	47.525	251.7	18:43.131	21	2	2:12.041	41.579	41.400	49.062	208.5	54:47.242				
8	1	2:06.780	40.076	40.146	46.558	252.3	20:49.911	22	2	2:13.292	41.086	41.785	50.421	226.9	57:00.534				
9	1	2:06.685	39.691	40.054	46.940	252.9	22:56.596	23	2	2:09.886	41.166	40.732	47.988	221.3	59:10.420				
10	1	2:33.601	41.028	58.658	53.915	250.6	25:30.197	24	2	2:11.868	40.831	41.681	49.356	245.5	1:01:22.288				
11	1	2:04.798	39.007	39.846	45.945	250.0	27:34.995	25	2	2:22.624	43.368	41.130	58.126	244.3	1:03:44.912				
12	1	2:06.581	39.593	40.468	46.520	252.9	29:41.576	26	2	3:33.673	1:14.101	1:03.104	1:16.468		1:07:18.585				
13	1	2:06.765	39.329	41.079	46.357	252.9	31:48.341	27	2	3:33.179	1:14.220	1:03.435	1:15.524		1:10:51.764				
14	1	2:06.080	39.345	40.198	46.537	252.9	33:54.421	28	2	2:27.920	51.720	45.016	51.184	174.5	1:13:19.684				
15	1	2:06.318	39.308	40.748	46.262	253.5	36:00.739	29	2	2:26.022	44.987	45.879	55.156	190.5	1:15:45.706				
16	1	2:45.535	39.499	50.014	1:16.022	252.9	38:46.274	30	2	2:27.622	46.876	47.248	53.498	201.1	1:18:13.328				
17	1	3:03.644	1:13.435	1:02.382	47.827		41:49.918	31	2	2:59.592	48.380	1:00.881	1:10.331	212.6	1:21:12.920				
18	1	2:08.848	40.047	41.192	47.609	249.4	43:58.766	32	2	3:11.017	1:08.549	57.656	1:04.812		1:24:23.937				
19	1	2:16.482	B 40.472	41.172	54.838	247.1	46:15.248	33	2	3:12.741	1:11.225	56.429	1:05.087		1:27:36.678				



# Michelin Le Mans Cup


## Portimao Round

### Race

#### Sector Analysis

■ Lap under Red Flag  
   Invalidated Lap  
   Personal Best  
   Session Best  
 B Crossing the pit lane

Lap	D	Time	Sector 1	Sector 2	Sector 3	T. Spd	Elapsed	Lap	D	Time	Sector 1	Sector 2	Sector 3	T. Spd	Elapsed
34	2	<span style="color: red;">3:39.541 B</span>	1:06.507	1:02.010	1:31.024		1:31:16.219	11	1	2:02.397	39.235	<span style="background-color: #c8e6c9;">38.586</span>	44.576	243.2	27:10.880
<div style="border: 1px solid black; padding: 2px;"> <div style="font-weight: bold; font-size: 24pt; display: inline-block; margin-right: 5px;">59</div> <div style="margin-right: 5px;">Team Virage</div> <div style="font-size: 10pt; margin-right: 5px;">1.Oscar BITTAR</div> <div style="font-size: 10pt; margin-right: 5px;">2.Alessandro BRACALENTE</div> <div style="font-size: 8pt; margin-top: 2px;">Ligier JS P320 - Nissan LMP3</div> </div>								12	1	<span style="background-color: #c8e6c9;">2:02.118</span>	38.942	38.622	44.554	255.9	29:12.998
								13	1	2:02.343	38.654	38.773	44.916	253.5	31:15.341
14	1	2:03.681	38.626	39.182	45.873	252.9	33:19.022								
15	1	2:03.262	38.481	39.066	45.715	254.1	35:22.284								
16	1	2:03.325	38.796	39.047	45.482	251.2	37:25.609								
17	1	3:18.977	1:02.465	1:02.058	1:14.454		40:44.586								
18	1	2:17.520	51.519	40.330	45.671	124.3	43:02.106								
19	1	2:03.425	38.541	39.295	45.589	250.6	45:05.531								
20	1	2:03.869	38.857	38.956	46.056	254.1	47:09.400								
21	1	<span style="color: red;">2:09.565 B</span>	<span style="color: red;">38.964</span>	39.140	51.461	250.6	49:18.965								
22	2	4:49.288	3:21.666	41.356	46.266		54:08.253								
23	2	2:03.715	39.166	39.446	45.103	251.2	56:11.968								
24	2	2:05.421	39.478	39.558	46.385	251.2	58:17.389								
25	2	2:05.490	39.493	39.799	46.198	246.6	1:00:22.879								
26	2	2:05.874	39.368	39.956	46.550	247.7	1:02:28.753								
27	2	2:47.492	39.609	52.557	1:15.326	249.4	1:05:16.245								
28	2	3:31.201	1:13.642	1:02.134	1:15.425		1:08:47.446								
29	2	3:04.502	1:13.946	1:02.124	48.432		1:11:51.948								
30	2	2:15.246	42.374	43.173	49.699	221.8	1:14:07.194								
31	2	2:16.279	42.596	43.358	50.325	235.3	1:16:23.473								
32	2	2:23.758	47.429	45.507	50.822	199.6	1:18:47.231								
33	2	2:38.428	45.469	45.093	1:07.866	188.5	1:21:25.659								
34	2	3:09.912	1:09.497	56.262	1:04.153	124.3	1:24:35.571								
35	2	3:12.685	1:15.540	52.052	1:05.093		1:27:48.256								
36	2	<span style="color: red;">4:02.988 B</span>	1:13.174	1:00.229	1:49.585		1:31:51.244								
<div style="border: 1px solid black; padding: 2px;"> <div style="font-weight: bold; font-size: 24pt; display: inline-block; margin-right: 5px;">64</div> <div style="margin-right: 5px;">Team Parker Racing</div> <div style="font-size: 10pt; margin-right: 5px;">1.Alex MARTIN</div> <div style="font-size: 10pt; margin-right: 5px;">2.Charles BATEMAN</div> <div style="font-size: 8pt; margin-top: 2px;">Porsche 911 GT3 R GT3</div> </div>								1	1	3:34.554	1:37.788	51.286	1:05.480	3:34.554	
								2	1	2:37.125	54.489	46.875	55.761	167.7	6:11.679
3	1	2:53.308	51.120	47.291	1:14.897	137.9	9:04.987								
4	1	2:39.457	57.899	45.073	56.485		11:44.444								
5	1	2:32.512	54.519	41.704	56.289	131.7	14:16.956								
6	1	2:05.623	40.091	39.620	45.912	240.0	16:22.579								
7	1	2:05.986	39.078	40.058	46.850	247.7	18:28.565								
8	1	2:02.775	39.073	<span style="background-color: #c8e6c9;">38.438</span>	45.264	248.3	20:31.340								
9	1	<span style="background-color: #c8e6c9;">2:02.206</span>	38.515	39.047	<span style="background-color: #c8e6c9;">44.644</span>	250.0	22:33.546								
10	1	2:33.424	38.670	43.973	1:10.781	249.4	25:06.970								
11	1	2:02.679	39.158	38.623	44.898	233.3	27:09.649								
12	1	2:02.849	38.723	39.002	45.124	250.6	29:12.498								
13	1	2:02.442	<span style="background-color: #c8e6c9;">38.163</span>	38.967	45.312	249.4	31:14.940								
14	1	2:03.374	38.635	39.245	45.494	251.2	33:18.314								
15	1	2:03.177	38.714	39.078	45.385	251.2	35:21.491								
16	1	2:03.507	38.729	39.360	45.418	251.2	37:24.998								
17	1	3:18.594	1:00.412	1:02.518	1:15.664	184.0	40:43.592								
18	1	2:17.599	52.323	40.249	45.027		43:01.191								
19	1	2:03.730	38.965	39.063	45.702	248.3	45:04.921								
20	1	2:10.942 B	38.947	38.985	53.010	247.7	47:15.863								
21	2	4:52.192	3:23.322	42.612	46.258		52:08.055								
22	2	2:05.675	39.250	40.308	46.117	245.5	54:13.730								
23	2	2:07.834	40.282	40.837	46.715	244.3	56:21.564								
24	2	2:06.884	40.243	40.221	46.420	242.7	58:28.448								
<div style="border: 1px solid black; padding: 2px;"> <div style="font-weight: bold; font-size: 24pt; display: inline-block; margin-right: 5px;">63</div> <div style="margin-right: 5px;">Iron Lynx</div> <div style="font-size: 10pt; margin-right: 5px;">1.Hiroshi HAMAGUCHI</div> <div style="font-size: 10pt; margin-right: 5px;">2.Vincent ABRIL</div> <div style="font-size: 8pt; margin-top: 2px;">Lamborghini Huracan GT3 EVO2 GT3</div> </div>								1	1	3:36.052	1:39.177	51.086	1:05.789	3:36.052	
								2	1	2:36.589	54.260	46.587	55.742	167.2	6:12.641
3	1	2:54.061	51.273	47.122	1:15.666	129.5	9:06.702								
4	1	2:38.923	57.668	44.935	56.320		11:45.625								
5	1	2:32.496	54.578	41.195	56.723	145.6	14:18.121								
6	1	2:06.905	41.546	39.743	45.616	209.7	16:25.026								
7	1	2:03.694	38.933	39.170	45.591	246.6	18:28.720								
8	1	2:03.511	39.659	38.838	45.014	252.9	20:32.231								
9	1	2:02.687	39.444	38.798	<span style="background-color: #c8e6c9;">44.445</span>	251.2	22:34.918								
10	1	2:33.565	<span style="background-color: #c8e6c9;">38.240</span>	48.464	1:06.861	254.7	25:08.483								



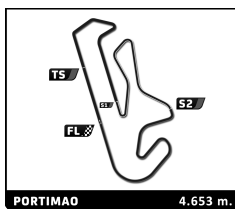
# Michelin Le Mans Cup

## Portimao Round

### Race

### Sector Analysis

Lap under Red Flag												Invalidated Lap		Personal Best		Session Best		B Crossing the pit lane					
Lap	D	Time	Sector 1	Sector 2	Sector 3	T. Spd	Elapsed	Lap	D	Time	Sector 1	Sector 2	Sector 3	T. Spd	Elapsed								
25	2	2:06.759	40.100	39.990	46.669	242.7	1:00:35.207	2	1	2:41.415	58.141	45.192	58.082	137.1	5:54.283								
26	2	2:06.480	39.764	39.796	46.920	242.7	1:02:41.687	3	1	2:52.250	49.065	51.025	1:12.160	126.3	8:46.533								
27	2	2:54.211	40.133	59.403	1:14.675	242.7	1:05:35.898	4	1	2:44.029	59.050	45.602	59.377	169.5	11:30.562								
28	2	3:30.934	1:13.454	1:02.276	1:15.204		1:09:06.832	5	1	2:34.909	49.254	46.788	58.867	153.4	14:05.471								
29	2	2:55.530	1:13.826	53.575	48.129		1:12:02.362	6	1	2:06.091	40.960	40.021	45.110	212.2	16:11.562								
30	2	6:32.009	41.596	42.176	5:08.237	227.4	1:18:34.371	7	1	2:03.776	39.370	39.600	44.806	225.5	18:15.338								
31	2	2:48.557	52.946	46.298	1:09.313	136.2	1:21:22.928	8	1	2:03.776	39.736	39.814	44.226	253.5	20:19.114								
32	2	3:10.183	1:10.191	55.098	1:04.894	122.3	1:24:33.111	9	1	2:07.073	42.010	40.908	44.155	247.1	22:26.187								
33	2	3:12.755	1:15.307	53.009	1:04.439		1:27:45.866	10	1	2:33.554	38.370	39.052	1:16.132	255.9	24:59.741								
34	2	4:00.267 B	1:13.693	57.542	1:49.032		1:31:46.133	11	1	2:04.574	41.727	38.527	44.320	215.6	27:04.315								
<b>66</b> Rinaldi Racing 1. Steve PARROW 2. Daniel KEILWITZ Ligier JS P320 - Nissan LMP3								12								1	2:01.355	38.083	38.907	44.365	256.5	29:05.670	
1	1	3:27.201	1:31.541	51.499	1:04.161		3:27.201	13	1	2:03.248	38.121	40.139	44.988	252.3	31:08.918								
2	1	2:39.049	56.583	46.610	55.856	129.7	6:06.250	14	1	2:03.507	38.473	40.089	44.945	256.5	33:12.425								
3	1	2:54.417	49.884	48.545	1:15.988	135.0	9:00.667	15	1	2:04.332	39.275	39.941	45.116	256.5	35:16.757								
4	1	2:39.655	56.362	45.541	57.752		11:40.322	16	1	2:04.047	38.908	39.858	45.281	254.7	37:20.804								
5	1	2:33.991	51.953	44.568	57.470	137.9	14:14.313	17	1	3:14.021	55.871	1:02.707	1:15.443	248.3	40:34.825								
6	1	2:16.165	43.594	46.086	46.485	205.3	16:30.478	18	1	2:22.305	56.895	40.199	45.211		42:57.130								
7	1	2:11.241	41.150	42.461	47.630	212.6	18:41.719	19	1	2:04.799	39.421	40.415	44.963	253.5	45:01.929								
8	1	2:06.909	40.418	40.369	46.122	220.4	20:48.628	20	1	2:03.968	39.006	39.863	45.099	253.5	47:05.897								
9	1	2:03.324	38.881	39.005	45.438	246.6	22:51.952	21	1	2:11.735 B	38.979	40.788	51.968	252.3	49:17.632								
10	1	2:28.503	39.664	54.446	54.393	244.3	25:20.455	22	2	5:09.294	3:38.368	43.256	47.670		54:26.926								
11	1	2:05.523	39.487	39.784	46.252	246.0	27:25.978	23	2	2:07.500	40.827	40.305	46.368	228.3	56:34.426								
12	1	2:06.831	41.308	40.077	45.446	224.5	29:32.809	24	2	2:05.887	40.047	39.849	45.991	244.9	58:40.313								
13	1	2:05.746	39.787	39.699	46.260	242.7	31:38.555	25	2	2:07.134	41.009	39.807	46.318	236.3	1:00:47.447								
14	1	2:06.192	39.953	40.258	45.981	244.3	33:44.747	26	2	2:05.856	39.902	39.989	45.965	243.2	1:02:53.303								
15	1	2:05.131	39.498	40.316	45.317	247.1	35:49.878	27	2	2:58.934	41.587	1:02.588	1:14.759	243.2	1:05:52.237								
16	1	2:28.768	39.763	40.888	1:08.117	248.3	38:18.646	28	2	3:31.480	1:13.997	1:02.550	1:14.933		1:09:23.717								
17	1	3:08.886	1:13.235	1:03.076	52.575		41:27.532	29	2	2:53.848	1:14.068	50.333	49.447		1:12:17.565								
18	1	2:06.935	40.121	40.320	46.494	241.6	43:34.467	30	2	2:15.733	43.377	42.622	49.734	205.3	1:14:33.298								
19	1	2:14.265 B	40.593	40.383	53.289	238.9	45:48.732	31	2	2:15.562	43.812	42.033	49.717	201.5	1:16:48.860								
20	2	4:50.623	3:24.585	39.996	46.042		50:39.355	32	2	2:20.553	44.847	44.657	51.049	185.2	1:19:09.413								
21	2	2:05.745	40.208	39.540	45.997	224.5	52:45.100	33	2	2:22.740	44.796	44.324	53.620	185.9	1:21:32.153								
22	2	2:05.567	39.370	40.461	45.736	235.8	54:50.667	34	2	3:07.362	1:08.037	56.185	1:03.140	151.9	1:24:39.515								
23	2	2:07.248	39.862	40.467	46.919	247.1	56:57.915	35	2	3:12.622	1:16.583	51.807	1:04.232		1:27:52.137								
24	2	2:04.191	39.279	39.580	45.332	244.9	59:02.106	36	2	4:08.072 B	1:15.256	1:02.330	1:50.486		1:32:00.209								
25	2	2:05.982	39.529	39.919	46.534	243.8	1:01:08.088	<b>77</b> Team Thor 1. Audunn GUDMUNDSSON 2. Colin NOBLE Ligier JS P320 - Nissan LMP3															
26	2	2:04.987	39.094	39.532	46.361	247.1	1:03:13.075	1	1	2:58.226	1:02.386	52.845	1:02.995		2:58.226								
27	2	3:09.193	51.295	1:02.684	1:15.214	248.3	1:06:22.268	2	1	2:44.333	57.920	49.220	57.193		5:42.559								
28	2	3:31.905	1:13.849	1:02.638	1:15.418		1:09:54.173	3	1	2:51.464	49.791	51.179	1:10.494	174.2	8:34.023								
29	2	2:42.505	1:11.092	42.514	48.899		1:12:36.678	4	1	2:44.746	57.225	49.821	57.700	121.9	11:18.769								
30	2	2:14.844	43.124	42.567	49.153	206.1	1:14:51.522	5	1	2:41.049	49.593	48.618	1:02.838	173.6	13:59.818								
31	2	2:19.038	43.546	43.432	52.060	188.5	1:17:10.560	6	1	2:01.497	38.990	38.793	43.714	250.6	16:01.315								
32	2	2:23.423	46.718	45.116	51.589	180.9	1:19:33.983	7	1	2:03.268	40.010	38.721	44.537	253.5	18:04.583								
33	2	2:20.943	45.715	43.796	51.432	185.6	1:21:54.926	8	1	2:02.822	38.310	39.703	44.809	254.1	20:07.405								
34	2	2:49.836	52.411	54.903	1:02.522	190.1	1:24:44.762	9	1	2:00.593	38.378	38.272	43.943	252.9	22:07.998								
35	2	3:13.142	1:20.210	48.543	1:04.389		1:27:57.904	10	1	2:24.299	38.384	38.320	1:07.595	255.9	24:32.297								
36	2	4:20.663 B	1:16.003	1:04.104	2:00.556		1:32:18.567	11	1	2:18.478	56.609	38.124	43.745		26:50.775								
<b>67</b> Haegeli by T2 Racing 1. Pieder DECURTINS 2. Brent VERHEYEN Duqueine M30 - D08 - Nissan LMP3								12								1	2:00.717	37.654	38.622	44.441	256.5	28:51.492	
1	1	3:12.868	1:19.725	47.901	1:05.242		3:12.868	13	1	2:02.315	37.976	39.870	44.469	254.7	30:53.807								
																14	1	2:01.223	38.057	39.196	43.970	255.9	32:55.030
																15	1	2:01.289	38.173	38.528	44.588	256.5	34:56.319



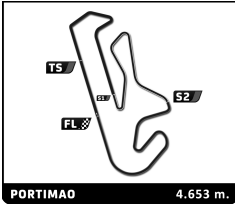
# Michelin Le Mans Cup Portimao Round Race

## Sector Analysis

PORTIMAO 4.653 m.

Lap under Red Flag Invalidated Lap Personal Best Session Best B Crossing the pit lane

Lap	D	Time	Sector 1	Sector 2	Sector 3	T. Spd	Elapsed	Lap	D	Time	Sector 1	Sector 2	Sector 3	T. Spd	Elapsed
16	1	<del>2:02.732</del>	<del>38.273</del>	39.851	44.608	254.7	36:59.051	30	2	2:13.870	42.394	43.007	48.469	227.8	1:16:16.341
17	1	3:04.214	46.520	1:02.725	1:14.969	255.3	40:03.265	31	2	2:16.323	42.449	43.940	49.934	222.7	1:18:32.664
18	1	2:32.815	1:05.354	42.109	45.352		42:36.080	32	2	2:49.404	53.644	46.307	1:09.453	136.9	1:21:22.068
19	1	2:04.594	38.805	39.836	45.953	252.9	44:40.674	33	2	3:10.211	1:09.719	55.154	1:05.338	125.0	1:24:32.279
20	1	<del>2:11.424</del> B	<del>39.426</del>	39.929	52.069	252.9	46:52.098	34	2	3:12.536	1:13.122	55.273	1:04.141		1:27:44.815
21	2	4:51.253	3:24.059	40.717	46.477		51:43.351	35	2	<b>3:58.667</b> B	1:12.226	57.846	1:48.595		1:31:43.482
22	2	2:05.332	40.016	39.806	45.510	250.0	53:48.683	<b>86</b> HCR With CaffeineSix Porsche 911 GT3 R 1. Timothy CRESWICK 2. Anders FJORBACH							
23	2	2:03.760	38.699	40.002	45.059	252.3	55:52.443								
24	2	2:02.444	38.566	39.062	44.816	251.2	57:54.887	1	1	3:39.487	1:43.187	51.554	1:04.746		3:39.487
25	2	2:03.944	38.673	40.061	45.210	252.9	59:58.831	2	1	2:37.254	54.875	46.088	56.291		6:16.741
26	2	2:04.327	39.029	39.785	45.513	250.6	1:02:03.158	3	1	2:54.300	52.178	45.172	1:16.950	133.3	9:11.041
27	2	2:30.821	39.568	40.775	1:10.478	250.0	1:04:33.979	4	1	2:37.563	57.735	43.942	55.886	123.0	11:48.604
28	2	3:29.437	1:13.216	1:01.970	1:14.251		1:08:03.416	5	1	2:31.691	55.492	42.003	54.196		14:20.295
29	2	3:14.029	1:13.710	1:02.228	58.091		1:11:17.445	6	1	2:07.136	40.079	40.090	46.967	246.6	16:27.431
30	2	2:14.044	42.359	42.564	49.121	213.0	1:13:31.489	7	1	2:06.072	38.912	40.690	46.470	248.8	18:33.503
31	2	<del>2:24.997</del>	<del>50.057</del>	43.785	51.071	228.3	1:15:56.396	8	1	2:06.239	39.444	40.860	<b>45.935</b>	248.8	20:39.742
32	2	2:28.543	47.739	46.953	53.851	207.7	1:18:24.939	9	1	2:06.262	39.190	40.937	46.135	248.8	22:46.004
33	2	2:52.172	47.463	54.563	1:10.146	184.3	1:21:17.111	10	1	2:30.130	39.665	52.009	58.456	249.4	25:16.134
34	2	3:11.564	1:08.894	57.287	1:05.383		1:24:28.675	11	1	2:07.558	39.972	40.527	47.059	250.0	27:23.692
35	2	3:11.946	1:11.265	56.094	1:04.587		1:27:40.621	12	1	2:05.948	39.872	40.063	46.013	246.0	29:29.640
36	2	<b>3:47.138</b> B	1:10.337	59.273	1:37.528		1:31:27.759	13	1	<b>2:05.338</b>	39.002	40.332	46.004	251.2	31:34.978
<b>83</b> AF Corse Ferrari 296 GT3 1. Charles-Henri SAMANI 2. Emmanuel COLLARD															
1	1	3:46.129	1:51.946	48.675	1:05.508		3:46.129	14	1	2:06.651	39.162	40.372	47.117	252.3	33:41.629
2	1	2:35.213	53.377	46.640	55.196		6:21.342	15	1	2:06.430	39.988	40.473	45.969	248.8	35:48.059
3	1	2:55.484	51.781	46.376	1:17.327	126.3	9:16.826	16	1	2:27.205	38.793	40.945	1:07.467	251.2	38:15.264
4	1	2:35.332	57.058	44.426	53.848	125.6	11:52.158	17	1	3:10.084	1:13.589	1:02.475	54.020		41:25.348
5	1	2:35.634	55.990	42.888	56.756	132.5	14:27.792	18	1	2:07.988	39.582	41.437	46.969	247.7	43:33.336
6	1	2:08.860	40.098	40.766	47.996	247.1	16:36.652	19	1	2:14.116B	39.912	40.455	53.749	244.9	45:47.452
7	1	2:08.936	39.981	40.635	48.320	243.8	18:45.588	20	2	4:50.935	3:22.301	42.026	46.608		50:38.387
8	1	2:08.417	40.356	40.353	47.708	240.0	20:54.005	21	2	2:05.945	39.630	40.044	46.271	246.0	52:44.332
9	1	2:06.963	39.604	39.698	47.661	245.5	23:00.968	22	2	2:06.361	39.373	40.656	46.332	247.7	54:50.693
10	1	2:34.997	39.687	1:02.083	53.227	248.3	25:35.965	23	2	2:07.156	39.208	40.591	47.357	247.1	56:57.849
11	1	2:05.783	39.231	<b>39.533</b>	47.019	247.7	27:41.748	24	2	2:05.875	<b>38.783</b>	<b>40.040</b>	47.052	244.3	59:03.724
12	1	2:05.808	<b>38.884</b>	40.271	46.653	250.0	29:47.556	25	2	2:07.696	39.651	40.790	47.255	245.5	1:01:11.420
13	1	2:07.460	40.028	40.616	46.816	248.8	31:55.016	26	2	2:07.498	39.168	40.651	47.679	245.5	1:03:18.918
14	1	2:06.220	39.534	39.592	47.094	250.0	34:01.236	27	2	3:13.381	54.916	1:03.162	1:15.303	243.2	1:06:32.299
15	1	<b>2:05.615</b>	39.428	39.779	<b>46.408</b>	248.3	36:06.851	28	2	3:32.137	1:14.062	1:02.903	1:15.172		1:10:04.436
16	1	2:42.450	40.446	45.366	1:16.638	251.2	38:49.301	29	2	2:38.305	1:05.600	43.166	49.539		1:12:42.741
17	1	3:04.176	1:14.208	1:01.873	48.095		41:53.477	30	2	2:15.157	42.383	42.742	50.032	238.4	1:14:57.898
18	1	2:08.228	40.078	40.246	47.904	247.1	44:01.705	31	2	2:20.932	42.626	45.056	53.250	237.4	1:17:18.830
19	1	2:07.400	39.699	40.220	47.481	249.4	46:09.105	32	2	2:22.288	44.585	45.674	52.029	208.9	1:19:41.118
20	1	2:08.910	41.026	40.806	47.078	246.0	48:18.015	33	2	2:31.597B	44.595	46.444	1:00.558	226.9	1:22:12.715
21	1	2:08.233	40.154	40.484	47.595	250.0	50:26.248	34	2	3:24.198	1:47.687	45.345	51.166		1:25:36.913
22	1	2:08.568	40.157	39.955	48.456	245.5	52:34.816	35	2	2:32.088	44.711	45.858	1:01.519	206.1	1:28:09.001
23	1	2:11.016	41.212	41.372	48.432	241.6	54:45.832	36	2	<b>4:44.547</b> B	1:15.534	1:07.324	2:21.689		1:32:53.548
24	1	2:18.681B	41.658	41.579	55.444	231.3	57:04.513	<b>87</b> COOL Racing Ligier JS P320 - Nissan 1. Adrien CHILA 2. Cédric OLRAMARE							
25	2	4:58.305B	3:23.067	41.868	53.370		1:02:02.818								
26	2	3:08.994	1:02.136	51.578	1:15.280		1:05:11.812	1	1	3:06.548	1:13.203	49.101	1:04.244		3:06.548
27	2	3:31.986	1:13.864	1:02.710	1:15.412		1:08:43.798	2	1	2:43.021	58.802	46.295	57.924		5:49.569
28	2	3:04.581	1:13.644	1:03.089	47.848		1:11:48.379	3	1	2:52.549	48.987	51.026	1:12.536	182.7	8:42.118
29	2	<del>2:14.092</del>	<del>42.607</del>	42.963	48.522	220.0	1:14:02.471	4	1	2:43.940	56.015	48.898	59.027	164.6	11:26.058
								5	1	2:36.543	48.463	47.672	1:00.408	198.2	14:02.601

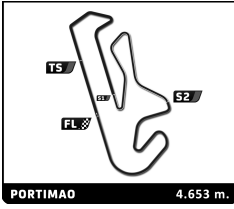


## Michelin Le Mans Cup Portimao Round Race

### Sector Analysis

■ Lap under Red Flag ■ Invalidated Lap ■ Personal Best ■ Session Best B Crossing the pit lane

Lap	D	Time	Sector 1	Sector 2	Sector 3	T. Spd	Elapsed	Lap	D	Time	Sector 1	Sector 2	Sector 3	T. Spd	Elapsed							
6	1	2:05.254	40.925	39.527	44.802	208.1	16:07.855	20	2	4:52.962	3:24.946	40.653	47.363		51:32.891							
7	1	2:01.941	38.668	38.980	44.293	248.8	18:09.796	21	2	2:05.360	39.576	39.560	46.224	247.1	53:38.251							
8	1	2:03.312	38.606	39.007	45.699	252.9	20:13.108	22	2	2:03.366	39.199	38.861	<b>45.306</b>	251.2	55:41.617							
9	1	2:01.334	38.430	38.368	44.536	252.9	22:14.442	23	2	<b>2:02.825</b>	38.631	<b>38.548</b>	45.646	251.2	57:44.442							
10	1	2:25.234	38.922	38.355	1:07.957	254.1	24:39.676	24	2	2:03.457	<b>38.516</b>	38.832	46.109	251.2	59:47.899							
11	1	2:16.575	54.316	38.423	<b>43.836</b>		26:56.251	25	2	2:06.670	39.905	40.488	46.277	245.5	1:01:54.569							
12	1	2:00.983	38.612	38.299	44.072	255.9	28:57.234	26	2	2:28.200	39.837	39.867	1:08.496	247.1	1:04:22.769							
13	1	<b>2:00.742</b>	38.452	<b>38.143</b>	44.147	254.7	30:57.976	27	2	3:30.599	1:13.535	1:02.123	1:14.941		1:07:53.368							
14	1	2:01.691	38.814	38.798	44.079	257.8	32:59.667	28	2	3:19.597	1:13.869	1:02.177	1:03.551		1:11:12.965							
15	1	<del>2:01.160</del>	<del>38.715</del>	38.530	43.915	255.9	35:00.827	29	2	2:12.842	41.889	41.962	48.991	223.6	1:13:25.807							
16	1	2:02.394	39.251	39.131	44.012	254.7	37:03.221	30	2	2:16.796	43.780	43.496	49.520	206.5	1:15:42.603							
17	1	3:06.440	49.039	1:03.295	1:14.106	257.1	40:09.661	31	2	<del>2:20.388</del>	<del>45.090</del>	44.168	51.130	215.1	1:18:02.991							
18	1	2:42.954	1:13.846	44.235	44.873		42:52.615	32	2	3:06.501	54.464	1:01.855	1:10.182	172.8	1:21:09.492							
19	1	2:01.959	38.487	39.043	44.429	251.7	44:54.574	33	2	3:12.136	1:09.720	57.034	1:05.382		1:24:21.628							
20	1	2:03.894	38.395	39.459	46.040	254.1	46:58.468	34	2	3:12.377	1:11.255	55.641	1:05.481		1:27:34.005							
21	1	2:02.851	<b>38.140</b>	38.918	45.793	252.9	49:01.319	35	2	<b>3:36.619 B</b>	1:06.287	1:01.173	1:29.159		1:31:10.624							
22	1	2:06.140	40.194	39.768	46.178	248.3	51:07.459	<div style="border: 1px solid black; padding: 5px;"> <b>97</b> COOL Racing                      1.Luis SANJUAN                      2.David DROUX                      Ligier JS P320 - Nissan LMP3                 </div>							1	1	3:09.786	1:15.937	48.564	1:05.285		3:09.786
23	1	2:04.095	39.277	39.213	45.605	251.2	53:11.554								2	1	2:41.906	57.705	46.226	57.975	152.5	5:51.692
24	1	2:05.055	39.415	39.419	46.221	248.8	55:16.609								3	1	2:52.516	49.002	51.083	1:12.431	161.2	8:44.208
25	1	2:05.883	39.403	40.393	46.087	250.6	57:22.492								4	1	2:43.432	57.675	47.287	58.470	181.2	11:27.640
26	1	2:14.073 B	39.467	40.543	54.063	250.0	59:36.565								5	1	2:35.984	49.211	47.612	59.161	184.6	14:03.624
27	2	5:26.298	3:21.032	50.194	1:15.072		1:05:02.863								6	1	2:07.568	41.921	40.303	45.344	217.3	16:11.192
28	2	3:31.650	1:13.857	1:02.791	1:15.002		1:08:34.513								7	1	2:03.938	39.345	39.388	45.205	246.0	18:15.130
29	2	3:10.118	1:14.391	1:02.893	52.834		1:11:44.631								8	1	2:03.381	39.179	39.354	44.848	250.6	20:18.511
30	2	2:14.590	42.520	42.677	49.393	210.9	1:13:59.221								9	1	2:50.924 B	55.047	51.457	1:04.420	250.0	23:09.435
31	2	2:21.885	42.851	43.317	55.717	222.2	1:16:21.106								10	1	3:21.022	1:56.725	40.129	44.168		26:30.457
32	2	2:21.880	45.382	45.132	51.366	194.9	1:18:42.986								11	1	2:01.617	38.412	<b>38.318</b>	44.887	251.2	28:32.074
33	2	2:40.935	45.783	45.966	1:09.186	211.8	1:21:23.921								12	1	<b>2:00.677</b>	38.362	38.479	43.836	252.9	30:32.751
34	2	3:10.048	1:09.912	55.196	1:04.940	122.0	1:24:33.969	13	1	2:00.932	38.570	38.704	<b>43.658</b>	254.7	32:33.683							
35	2	3:12.871	1:15.557	52.752	1:04.562		1:27:46.840	14	1	2:01.959	38.477	39.254	44.228	254.1	34:35.642							
36	2	<b>4:02.334 B</b>	1:13.630	57.459	1:51.245		1:31:49.174	15	1	2:02.483	<b>38.337</b>	39.886	44.260	254.1	36:38.125							
		<div style="border: 1px solid black; padding: 5px;"> <b>88</b> GMB Motorsport                      1.Lars Engelbrecht PEDERSEI                      2.Jan MAGNUSSEN                      Honda NSX GT3 GT3                 </div>	16	1	2:45.009	38.365	52.006	1:14.638	254.1	39:23.134												
17	1		2:46.528	1:13.443	48.592	44.493		42:09.662														
18	1		2:07.039	39.793	39.704	47.542	252.9	44:16.701														
19	1		2:05.990	40.930	39.770	45.290	235.3	46:22.691														
20	1		2:12.012 B	38.898	40.134	52.980	251.7	48:34.703														
21	2		<del>4:49.255</del>	<del>3:21.555</del>	41.161	46.539		53:23.958														
22	2		2:04.203	39.952	39.499	44.752	241.6	55:28.161														
23	2		2:03.635	39.273	39.341	45.021	246.0	57:31.796														
24	2		2:03.382	39.063	38.980	45.339	250.6	59:35.178														
25	2		2:03.808	38.683	39.288	45.837	246.6	1:01:38.986														
26	2		<del>2:16.352</del>	<del>38.666</del>	39.058	58.628	245.5	1:03:55.338														
27	2		3:29.889	1:13.643	1:02.444	1:13.802		1:07:25.227														
28	2		3:37.772	1:13.590	1:01.303	1:22.879		1:11:02.999														
29	2		2:10.011	41.874	40.925	47.212	220.0	1:13:13.010														
30	2		<del>2:10.706</del>	<del>41.718</del>	41.020	47.968	220.9	1:15:23.716														
31	2		2:15.973	41.642	42.027	52.304	217.3	1:17:39.689														
32	2		3:26.523	1:13.151	1:02.608	1:10.764	163.6	1:21:06.212														
33	2		3:11.835	1:09.440	56.732	1:05.663		1:24:18.047														
34	2		3:11.960	1:10.050	56.331	1:05.579		1:27:30.007														



# Michelin Le Mans Cup

## Portimao Round

### Race

### Sector Analysis

Lap under Red Flag
Invalidated Lap
■ Personal Best
■ Session Best
B Crossing the pit lane

Lap	D	Time	Sector 1	Sector 2	Sector 3	T. Spd	Elapsed	Lap	D	Time	Sector 1	Sector 2	Sector 3	T. Spd	Elapsed
35	2	<span style="color: red;">3:28.381</span> <span style="font-weight: bold;">B</span>	1:03.206	59.291	1:25.884		1:30:58.388								