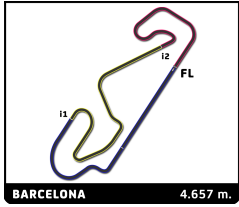




LE MANS CUP

Michelin Le Mans Cup
Barcelona Round
Free Practice 1

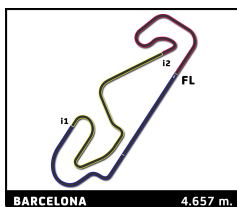


Sector Analysis

										Lap under Red Flag Invalidated Lap ■ Personal Best ■ Session Best B Crossing the pit lane						
Lap	D	Time	Sector 1	Sector 2	Sector 3	T. Spd	Elapsed	Lap	D	Time	Sector 1	Sector 2	Sector 3	T. Spd	Elapsed	
2	CD Sport Ligier JS P320 - Nissan 1. Shahan SARKISSIAN 2. Willyam GOSSELIN LMP3							20	2	1:40.245	28.512	40.125	31.608	265.4	47:49.936	
	21	2	1:38.265	28.803	40.192	29.270	264.7	49:28.201								
	22	2	1:37.565	28.512	39.860	29.193	263.4	51:05.766								
	23	2	1:45.703 B	28.527	40.238	36.938	265.4	52:51.469								
	24	2	5:14.992	4:04.232	41.090	29.670	191.8	58:06.461								
	25	2	2:35.655 B	28.658	1:10.446	56.551	266.0	1:00:42.116								
	1	1	3:01.039	1:35.478	49.442	36.119	137.4	3:01.039								
	2	1	1:47.392	31.969	43.576	31.847	242.2	4:48.431								
	3	1	1:42.666	30.490	42.109	30.067	264.1	6:31.097								
	4	1	1:40.112	29.041	40.670	30.401	264.1	8:11.209								
	5	1	1:39.255	29.062	40.650	29.543	264.7	9:50.464								
	6	1	1:45.298	28.739	41.774	34.785	266.0	11:35.762								
	7	1	1:39.016	29.180	40.354	29.482	262.8	13:14.778								
	8	1	1:38.575	28.641	40.418	29.516	264.7	14:53.353								
	9	1	1:49.658 B	28.731	41.927	39.000	264.7	16:43.011								
	10	2	5:01.225	3:49.823	41.727	29.675	192.2	21:44.236								
	11	2	1:40.209	28.787	41.548	29.874	265.4	23:24.445								
	12	2	2:56.777	40.988	1:19.846	55.943	264.7	26:21.222								
	13	2	2:51.624	1:11.008	1:10.295	30.321	80.0	29:12.846								
	14	2	1:39.040	29.017	40.460	29.563	260.9	30:51.886								
	15	2	1:39.160	28.737	40.355	30.068	263.4	32:31.046								
	16	2	1:38.703	28.710	40.430	29.563	264.1	34:09.749								
	17	2	1:38.422	28.667	40.289	29.466	264.1	35:48.171								
	18	2	1:37.682	28.534	39.967	29.181	263.4	37:25.853								
	19	2	1:38.434	28.586	40.267	29.581	264.1	39:04.287								
	20	2	1:39.533	29.516	40.241	29.776	264.7	40:43.820								
	21	2	1:47.915 B	28.982	41.250	37.683	265.4	42:31.735								
	22	1	3:53.969	2:38.452	41.430	34.087	192.2	46:25.704								
	23	1	1:40.263	29.085	41.187	29.991	262.8	48:05.967								
24	1	1:39.327	28.967	40.572	29.788	264.1	49:45.294									
25	1	1:42.254	29.658	41.785	30.811	267.3	51:27.548									
26	1	1:44.353	29.084	41.966	33.303	264.7	53:11.901									
27	1	1:47.089	30.345	45.388	31.356	265.4	54:58.990									
28	1	1:48.439 B	29.216	40.869	38.354	264.7	56:47.429									
7	Nielsen Racing Ligier JS P320 - Nissan 1. Anthony WELLS 2. Wayne BOYD LMP3							20	2	1:40.245	28.512	40.125	31.608	265.4	47:49.936	
	21	2	1:38.265	28.803	40.192	29.270	264.7	49:28.201								
	22	2	1:37.565	28.512	39.860	29.193	263.4	51:05.766								
	23	2	1:45.703 B	28.527	40.238	36.938	265.4	52:51.469								
	24	2	5:14.992	4:04.232	41.090	29.670	191.8	58:06.461								
	25	2	2:35.655 B	28.658	1:10.446	56.551	266.0	1:00:42.116								
	1	1	2:03.377	45.017	46.597	31.763	156.5	2:03.377								
	2	1	1:42.189	30.342	41.727	30.120	259.6	3:45.566								
	3	1	1:40.664	29.206	40.697	30.761	262.8	5:26.230								
	4	1	1:39.490	29.133	40.689	29.668	262.1	7:05.720								
	5	1	1:38.709	28.660	40.297	29.752	264.1	8:44.429								
	6	1	1:40.360	29.988	40.736	29.636	264.1	10:24.789								
	7	1	1:38.344	28.627	40.226	29.491	262.1	12:03.133								
	8	1	1:46.661 B	28.673	40.662	37.326	263.4	13:49.794								
	9	1	7:30.568	6:19.774	40.969	29.825	180.0	21:20.362								
	10	1	1:39.054	28.969	40.372	29.713	261.5	22:59.416								
	11	1	2:37.702	28.651	1:12.729	56.322	264.1	25:37.118								
	12	1	3:12.359	1:11.459	1:20.589	40.311	79.9	28:49.477								
	13	1	1:40.202	29.299	40.461	30.442	259.6	30:29.679								
	14	1	1:42.325	28.947	40.468	32.910	260.9	32:12.004								
	15	1	1:39.309	29.103	40.474	29.732	261.5	33:51.313								
	16	1	1:39.472	28.752	40.847	29.873	260.9	35:30.785								
	17	1	1:49.911 B	29.126	41.460	39.325	264.1	37:20.696								
	18	2	7:10.393	5:59.812	40.845	29.736	191.2	44:31.089								
	19	2	1:38.602	29.182	40.086	29.334	265.4	46:09.691								
	10	Racing Spirit of Lemans Ligier JS P320 - Nissan 1. Christophe LAPIERRE 2. Marius FOSSARD LMP3							20	2	1:40.245	28.512	40.125	31.608	265.4	47:49.936
		21	2	1:38.265	28.803	40.192	29.270	264.7	49:28.201							
		22	2	1:37.565	28.512	39.860	29.193	263.4	51:05.766							
		23	2	1:45.703 B	28.527	40.238	36.938	265.4	52:51.469							
24		2	5:14.992	4:04.232	41.090	29.670	191.8	58:06.461								
25		2	2:35.655 B	28.658	1:10.446	56.551	266.0	1:00:42.116								
1		1	2:41.846	1:19.488	48.619	33.739	143.6	2:41.846								
2		1	1:44.572	31.024	42.914	30.634	257.8	4:26.418								
3		1	1:42.057	29.778	41.413	30.866	261.5	6:08.475								
4		1	1:40.112	29.313	40.874	29.925	262.1	7:48.587								
5		1	1:44.912	29.600	42.386	32.926	262.1	9:33.499								
6		1	1:39.342	29.026	40.763	29.553	263.4	11:12.841								
7		1	1:38.624	28.791	40.470	29.363	262.8	12:51.465								
8		1	1:38.697	28.866	40.505	29.326	263.4	14:30.162								
9		1	1:38.270	28.700	40.186	29.384	264.1	16:08.432								
10		1	1:48.411 B	28.777	40.705	38.929	264.7	17:56.843								
11		2	4:01.741	2:51.670	40.766	29.305	191.2	21:58.584								
12		2	1:39.512	28.471	40.641	30.400	263.4	23:38.096								
13		2	3:15.596	57.757	1:21.060	56.779	79.2	26:53.692								
14		2	2:34.265	1:11.854	52.548	29.863	79.2	29:27.957								
15		2	1:39.934	28.936	41.393	29.605	255.3	31:07.891								
16		2	1:38.915	28.723	40.645	29.547	262.8	32:46.806								
17		2	1:50.168	28.699	46.237	35.232	264.1	34:36.974								
18		2	1:38.324	28.810	40.246	29.268	262.8	36:15.298								
19		2	1:39.049	28.913	40.660	29.476	265.4	37:54.347								
20		2	1:38.731	28.399	40.856	29.476	265.4	39:33.078								
21		2	1:38.264	28.640	40.380	29.244	265.4	41:11.342								
22		2	1:37.967	28.665	39.969	29.333	264.1	42:49.309								
23		2	1:38.468	28.507	40.328	29.633	264.7	44:27.777								
24	2	1:39.223	28.525	40.908	29.790	265.4	46:07.000									
25	2	1:37.968	28.462	40.149	29.357	264.1	47:44.968									
26	2	1:46.345 B	28.853	40.975	36.517	264.1	49:31.313									
27	1	3:46.662	2:32.368	43.089	31.205	189.8	53:17.975									
28	1	1:43.068	29.792	41.955	31.321	264.1	55:01.043									
29	1	1:50.701 B	29.582	41.401	39.718	262.8	56:51.744									
11	CD Sport Ligier JS P320 - Nissan 1. Christian SHORT 2. Franck CHAPPARD LMP3							20	2	1:40.245	28.512	40.125	31.608	265.4	47:49.936	
	21	2	1:38.265	28.803	40.192	29.270	264.7	49:28.201								
	22	2	1:37.565	28.512	39.860	29.193	263.4	51:05.766								
	23	2	1:45.703 B	28.527	40.238	36.938	265.4	52:51.469								
	24	2	5:14.992	4:04.232	41.090	29.670	191.8	58:06.461								
	25	2	2:35.655 B	28.658	1:10.446	56.551	266.0	1:00:42.116								
	1	1	2:25.160	1:03.850	47.098	34.212	155.4	2:25.160								
	2	1	1:46.764	33.431	42.860	30.473	252.3	4:11.924								
	3	1	1:53.236 B	30.130	43.927	39.179	258.4	6:05.160								
	4	1	13:43.634	...	42.210	30.232	181.8	19:48.794								
	5	1	1:39.561	29.161	40.827	29.573	255.9	21:28.355								
	6	1	1:39.096	28.991	40.581	29.524	259.6	23:07.451								
	7	1	2:48.205	31.676	1:19.831	56.698	257.1	25:55.656								
	8	1	3:05.324	1:11.628	1:20.823	32.873	79.4	29:00.980								
	9	1	1:41.908	30.056	41.295	30.557	252.3	30:42.888								
	10	1	1:38.975	29.015	40.605	29.355	255.9	32:21.863								
	11	1	1:38.967	28.684	40.735	29.548	258.4	34:00.830								
	12	1	1:38.477	28.691	40.449	29.337	257.8	35:39.307								



LE MANS CUP



Michelin Le Mans Cup Barcelona Round Free Practice 1

Sector Analysis

Lap under Red Flag Invalidated Lap Personal Best Session Best B Crossing the pit lane

Lap	D	Time	Sector 1	Sector 2	Sector 3	T. Spd	Elapsed	Lap	D	Time	Sector 1	Sector 2	Sector 3	T. Spd	Elapsed
13	1	1:38.392	28.550	40.377	29.465	259.0	37:17.699	7	1	1:38.364	28.891	40.191	29.282	263.4	12:42.379
14	1	1:49.906 B	30.007	41.962	37.937	241.1	39:07.605	8	1	1:45.975 B	29.142	40.668	36.165	264.7	14:28.354
15	2	4:07.530	2:52.080	44.028	31.422	192.5	43:15.135	9	1	4:28.522	3:18.003	40.979	29.540	189.5	18:56.876
16	2	1:38.347	28.951	40.095	29.301	258.4	44:53.482	10	1	1:39.445	28.830	40.333	30.282	264.7	20:36.321
17	2	1:37.564	28.593	39.840	29.131	260.2	46:31.046	11	1	1:37.982	28.589	40.118	29.275	264.1	22:14.303
18	2	1:38.934	28.873	40.472	29.589	261.5	48:09.980	12	1	2:03.423 B	28.634	44.806	49.983	265.4	24:17.726
19	2	1:48.973	29.344	43.048	36.581	263.4	49:58.953	13	2	5:09.530	3:45.273	53.955	30.302	64.7	29:27.256
20	2	1:38.662	28.693	39.809	30.160	259.0	51:37.615	14	2	1:40.216	29.152	41.445	29.619	262.1	31:07.472
21	2	1:46.054	28.414	46.165	31.475	259.6	53:23.669	15	2	1:38.867	28.697	40.588	29.582	262.8	32:46.339
22	2	1:40.103	28.685	40.050	31.368	260.2	55:03.772	16	2	1:38.727	28.577	40.482	29.668	264.1	34:25.066
23	2	1:37.965	28.761	39.982	29.222	257.8	56:41.737	17	2	1:39.719	28.625	41.217	29.877	266.7	36:04.785
24	2	1:48.646 B	29.933	40.245	38.468	257.8	58:30.383	18	2	1:38.224	28.743	40.195	29.286	264.7	37:43.009

12 **Kessel Racing** Ferrari 296 GT3
1. Frederic JOUSSET
2. David Cleto FUMANELLI

1	2	2:59.610	1:37.401	48.233	33.976	123.3	2:59.610
2	2	1:47.503	32.705	43.407	31.391	254.1	4:47.113
3	2	1:49.865	30.923	43.286	35.656	260.2	6:36.978
4	2	1:41.146	29.805	41.277	30.064	258.4	8:18.124
5	2	1:40.247	29.320	41.014	29.913	260.2	9:58.371
6	2	1:47.969 B	29.345	40.968	37.656	260.2	11:46.340
7	1	4:50.042	3:32.886	44.350	32.806	165.1	16:36.382
8	1	1:46.527	30.796	43.810	31.921	257.1	18:22.909
9	1	1:45.572	30.683	43.205	31.684	258.4	20:08.481
10	1	1:45.293	31.316	42.612	31.365	258.4	21:53.774
11	1	1:44.272	30.473	42.729	31.070	260.2	23:38.046
12	1	3:12.854	56.488	1:20.092	56.274	79.9	26:50.900
13	1	2:40.666	1:11.130	56.345	33.191	80.4	29:31.566
14	1	1:45.332	31.019	42.953	31.360	257.1	31:16.898
15	1	1:43.940	30.621	42.264	31.055	258.4	33:00.838
16	1	1:45.069	30.468	42.963	31.638	259.6	34:45.907
17	1	1:45.307	30.838	42.689	31.780	257.8	36:31.214
18	1	1:44.712	30.315	42.479	31.918	259.0	38:15.926
19	1	1:46.922	31.607	43.305	32.010	237.9	40:02.848
20	1	1:49.565	31.062	43.408	35.095	259.0	41:52.413
21	1	1:49.325	30.753	45.296	33.276	259.0	43:41.738
22	1	1:50.097	32.751	44.235	33.111	248.3	45:31.835
23	1	1:47.992	30.928	43.652	33.412	257.8	47:19.827
24	1	1:46.692	30.955	43.575	32.162	259.0	49:06.519
25	1	1:46.392	31.208	43.272	31.912	251.2	50:52.911
26	1	1:47.134	31.002	43.782	32.350	258.4	52:40.045
27	1	1:46.132	30.929	43.286	31.917	259.0	54:26.177
28	1	1:47.113	30.683	43.853	32.577	258.4	56:13.290
29	1	1:56.660 B	31.463	44.243	40.954	247.1	58:09.950

13 **MRacing** Ligier JS P320 - Nissan
1. Romano RICCI
2. Alexandre COUGNAUD

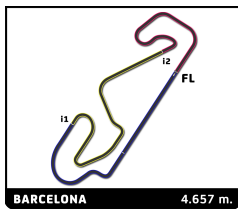
1	1	2:35.381	1:13.299	48.701	33.381	150.6	2:35.381
2	1	1:48.593	30.441	44.751	33.401	259.6	4:23.974
3	1	1:43.475	29.324	41.419	32.732	262.8	6:07.449
4	1	1:39.153	29.115	40.635	29.403	263.4	7:46.602
5	1	1:38.773	28.924	40.355	29.494	264.1	9:25.375
6	1	1:38.640	28.783	40.370	29.487	264.7	11:04.015

17 **IDEC Sport** Ligier JS P320 - Nissan
1. Patrice LAFARGUE
2. Dino LUNARDI

1	2	1:55.349	41.844	43.267	30.238	148.1	1:55.349
2	2	1:40.116	29.330	41.090	29.696	257.8	3:35.465
3	2	1:38.878	29.630	40.258	28.990	266.0	5:14.343
4	2	1:38.126	28.434	40.116	29.576	265.4	6:52.469
5	2	1:37.596	28.299	40.369	28.928	266.0	8:30.065
6	2	1:45.308 B	28.437	41.758	35.113	266.7	10:15.373
7	1	4:23.833	3:08.252	43.748	31.833	167.4	14:39.206
8	1	1:44.549	30.533	42.524	31.492	261.5	16:23.755
9	1	1:44.380	30.655	42.277	31.448	261.5	18:08.135
10	1	1:43.174	30.161	41.896	31.117	261.5	19:51.309
11	1	1:42.604	29.551	41.686	31.367	262.1	21:33.913
12	1	1:58.052 B	31.438	46.545	40.069	259.0	23:31.965
13	1	8:24.682	7:09.675	43.349	31.658	153.8	31:56.647
14	1	1:43.327	30.602	41.723	31.002	257.8	33:39.974
15	1	1:42.981	29.921	41.741	31.319	259.6	35:22.955
16	1	1:43.398	30.086	41.895	31.417	260.9	37:06.353
17	1	1:46.167	30.741	43.615	31.811	261.5	38:52.520
18	1	1:42.795	29.961	41.632	31.202	259.6	40:35.315
19	1	1:54.413 B	30.194	43.147	41.072	261.5	42:29.728
20	1	6:47.478	5:32.772	43.148	31.558	176.2	49:17.206
21	1	1:43.136	30.027	41.754	31.355	254.7	51:00.342
22	1	1:43.071	30.164	41.846	31.061	260.9	52:43.413
23	1	1:43.361	29.813	41.856	31.692	260.9	54:26.774
24	1	1:45.600	31.181	42.792	31.627	248.8	56:12.374
25	1	1:43.178	29.672	42.095	31.411	260.2	57:55.552
26	1	2:24.255 B	30.790	1:01.362	52.103	260.9	1:00:19.807



LE MANS CUP



Michelin Le Mans Cup Barcelona Round Free Practice 1

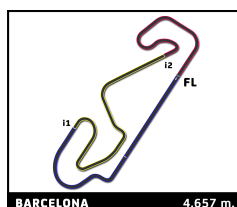
Sector Analysis

		Lap under Red Flag						Invalidated Lap		Personal Best		Session Best		B Crossing the pit lane				
Lap	D	Time	Sector 1	Sector 2	Sector 3	T. Spd	Elapsed	Lap	D	Time	Sector 1	Sector 2	Sector 3	T. Spd	Elapsed			
18		High Class Racing					Porsche 911 GT3 R (992)											
		1.Nicholas JONES					GT3											
		2.Scott MALVERN																
1	2	2:22.948	57.049	50.040	35.859	164.9	2:22.948	2	1	1:50.280	33.676	44.501	32.103	254.1	5:23.920			
2	2	1:54.019	36.079	45.452	32.488	218.6	4:16.967	3	1	1:49.036	31.398	45.118	32.520	248.8	7:12.956			
3	2	1:53.402 B	31.584	43.501	38.317	254.7	6:10.369	4	1	1:45.481	30.666	43.149	31.666	260.2	8:58.437			
4	2	6:28.164	5:14.809	42.617	30.738	181.5	12:38.533	5	1	1:45.707	30.500	43.188	32.019	260.9	10:44.144			
5	2	1:42.121	30.041	41.722	30.358	255.3	14:20.654	6	1	1:47.290	33.042	42.761	31.487	251.2	12:31.434			
6	2	1:42.226	30.123	41.862	30.241	255.9	16:02.880	7	1	1:44.800	30.480	42.747	31.573	260.9	14:16.234			
7	2	1:41.142	29.759	41.280	30.103	255.9	17:44.022	8	1	2:00.696 B	33.394	45.545	41.757	200.4	16:16.930			
8	2	1:41.437	29.917	41.401	30.119	255.3	19:25.459	9	1	4:33.147	3:15.684	45.643	31.820	180.3	20:50.077			
9	2	1:47.430 B	29.997	41.490	35.943	257.1	21:12.889	10	1	1:45.203	30.789	43.011	31.403	259.0	22:35.280			
10	2	8:33.986	7:20.013	43.265	30.708	79.5	29:46.875	11	1	2:16.113	30.973	48.970	56.170	259.6	24:51.393			
11	2	1:42.532	30.105	42.011	30.416	256.5	31:29.407	12	1	3:30.878	1:11.741	1:22.268	56.869	80.7	28:22.271			
12	2	1:41.371	29.807	41.386	30.178	256.5	33:10.778	13	1	2:16.146 B	47.658	45.594	42.894	174.2	30:38.417			
13	2	1:41.823	29.935	41.439	30.449	258.4	34:52.601	14	2	4:30.367	3:14.481	43.447	32.439	183.7	35:08.784			
14	2	1:48.203 B	30.319	42.164	35.720	256.5	36:40.804	15	2	1:42.738	30.303	41.728	30.707	259.6	36:51.522			
15	1	4:10.275	2:54.600	43.687	31.988	186.2	40:51.079	16	2	1:43.124	30.325	41.917	30.882	260.9	38:34.646			
16	1	1:46.293	30.875	43.926	31.582	257.8	42:37.472	17	2	1:42.163	29.872	41.581	30.710	260.9	40:16.809			
17	1	1:46.210	30.674	43.282	32.254	257.1	44:23.682	18	2	1:43.811	29.903	42.779	31.129	260.9	42:00.620			
18	1	1:46.015	30.644	43.065	32.306	257.1	46:09.697	19	2	1:50.906 B	30.062	41.863	38.981	262.8	43:51.526			
19	1	1:45.869	30.806	43.335	31.728	258.4	47:55.566	20	2	8:32.441 B	6:59.963	52.310	40.168	183.4	52:23.967			
20	1	1:46.689	31.239	43.569	31.881	256.5	49:42.255	21	2	3:09.361	1:55.638	42.318	31.405	190.1	55:33.328			
21	1	1:46.984	30.744	43.383	32.857	259.0	51:29.239	22	2	1:42.881	30.016	41.843	31.022	261.5	57:16.209			
22	1	1:47.331	30.919	43.432	32.980	256.5	53:16.570	23	2	1:59.126 B	30.026	42.017	47.083	261.5	59:15.335			
23	1	1:47.180	30.852	44.355	31.973	257.1	55:03.750								24		Stellar Motorsport	
24	1	1:47.548	31.317	43.879	32.352	254.1	56:51.298										Audi R8 LMS	
25	1	1:49.266	31.313	44.574	33.379	259.0	58:40.564										GT3	
20		High Class Racing					Ligier JS P320 - Nissan											
		1.Jens Reno MOLLER					LMP3											
		2.Tommy FOSTER																
1	1	13:49.787	...	49.407	33.661	158.8	13:49.787	1	2	4:43.266	3:24.676	46.070	32.520	177.9	4:43.266			
2	1	1:45.274	31.461	43.021	30.792	252.9	15:35.061	2	2	1:43.740	30.852	42.392	30.496	254.1	6:27.006			
3	1	1:40.691	29.237	41.293	30.161	257.1	17:15.752	3	2	1:41.481	29.988	41.451	30.042	259.0	8:08.487			
4	1	1:39.042	28.963	40.689	29.390	257.1	18:54.794	4	2	1:41.004	29.584	41.492	29.928	260.2	9:49.491			
5	1	1:38.887	28.919	40.419	29.549	256.5	20:33.681	5	2	1:40.988	29.525	41.369	30.094	264.7	11:30.479			
6	1	1:38.313	28.649	40.352	29.312	258.4	22:11.994	6	2	1:41.184	29.757	41.306	30.121	260.2	13:11.663			
7	1	1:55.632 B	28.692	43.963	42.977	259.0	24:07.626	7	2	1:45.146	29.809	44.343	30.994	260.2	14:56.809			
8	2	6:13.516	5:01.525	41.865	30.126	191.5	30:21.142	8	2	1:43.962	29.774	41.702	32.486	259.6	16:40.771			
9	2	1:36.932	28.660	39.726	28.546	258.4	31:58.074	9	2	1:45.359	30.363	43.302	31.694	260.9	18:26.130			
10	2	1:48.761 B	28.892	39.588	40.281	260.9	33:46.835	10	2	1:42.654	29.798	41.822	31.034	259.6	20:08.784			
11	2	5:35.318	4:26.044	40.070	29.204	192.9	39:22.153	11	2	1:42.690	30.350	41.673	30.667	262.8	21:51.474			
12	2	1:37.991	28.419	40.094	29.478	261.5	41:00.144	12	2	1:49.259 B	29.812	41.679	37.768	260.9	23:40.733			
13	2	1:38.802	28.786	40.508	29.508	268.7	42:38.946	13	1	6:19.231	4:59.604	47.246	32.381	78.9	29:59.964			
14	2	1:40.886	28.952	39.751	32.183	262.8	44:19.832	14	1	1:47.981	31.775	44.726	31.480	242.7	31:47.945			
15	2	1:46.096 B	28.222	40.535	37.339	262.8	46:05.928	15	1	1:46.994	31.359	43.782	31.853	255.3	33:34.939			
16	2	5:25.944	4:16.386	40.191	29.267	194.6	51:31.872	16	1	1:45.182	30.923	42.797	31.462	256.5	35:20.121			
17	2	1:41.398	30.435	41.111	29.852	262.8	53:13.270	17	1	1:45.665	30.944	43.047	31.674	259.0	37:05.786			
18	2	1:50.759 B	28.703	41.226	40.830	262.1	55:04.029	18	1	1:47.932	30.830	45.066	32.036	257.1	38:53.718			
23		Biogas Motorsport					Ferrari 296 GT3											
		1.Josep MAYOLA COMADIR					GT3											
		2.Marc CAROL YBARRA																
1	1	3:33.640	2:06.196	52.175	35.269	139.2	3:33.640	19	1	1:46.338	30.957	43.379	32.002	258.4	40:40.056			
								20	1	1:46.233	30.776	43.023	32.434	257.8	42:26.289			
								21	1	1:47.214	30.851	44.223	32.140	258.4	44:13.503			
								22	1	1:55.294 B	31.997	43.278	40.019	244.3	46:08.797			
								23	1	3:28.230	2:12.188	44.099	31.943	170.3	49:37.027			
								24	1	1:45.516	30.985	42.873	31.658	258.4	51:22.543			
								25	1	1:45.838	30.921	43.049	31.868	257.8	53:08.381			
								26	1	1:45.344	30.602	42.807	31.935	257.8	54:53.725			
								27	1	1:47.346	30.621	44.295	32.430	253.5	56:41.071			
								28	1	1:54.427 B	31.140	43.462	39.825	259.6	58:35.498			



LE MANS CUP

Michelin Le Mans Cup Barcelona Round Free Practice 1



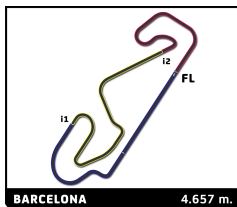
BARCELONA 4.657 m.

Sector Analysis

Lap under Red Flag Invalidated Lap Personal Best Session Best B Crossing the pit lane

Lap	D	Time	Sector 1	Sector 2	Sector 3	T. Spd	Elapsed	Lap	D	Time	Sector 1	Sector 2	Sector 3	T. Spd	Elapsed
26	Bretton Racing 1. Ben STONE 2. Dan SKOCDOPOLE Ligier JS P320 - Nissan LMP3							19	2	1:39.889	29.077	41.075	29.737	260.9	40:06.826
1	1	2:54.832	1:29.018	49.915	35.899	139.0	2:54.832	20	2	1:43.907	28.937	42.363	32.607	264.1	41:50.733
2	1	1:55.157	34.501	46.811	33.845	206.1	4:49.989	21	2	1:40.181			29.889	261.5	43:30.914
3	1	1:48.920	32.594	44.705	31.621	224.5	6:38.909	22	2	1:50.518 B	29.330	41.777	39.411	263.4	45:21.432
4	1	1:44.183	30.772	42.619	30.792	249.4	8:23.092	23	1	4:56.755	3:41.024	44.579	31.152	181.5	50:18.187
5	1	1:40.373	29.911	40.856	29.606	250.6	10:03.465	24	1	1:45.667	30.269	43.650	31.748	257.1	52:03.854
6	1	1:39.009	28.812	40.610	29.587	260.9	11:42.474	25	1	1:46.376	30.673	43.264	32.439	257.1	53:50.230
7	1	1:38.930	28.827	40.699	29.404	263.4	13:21.404	26	1	1:45.066	30.637	42.974	31.455	257.8	55:35.296
8	1	1:38.496	28.806	40.367	29.323	262.1	14:59.900	27	1	1:43.980	30.099	42.574	31.307	259.6	57:19.276
9	1	1:39.820	28.576	40.827	30.417	264.7	16:39.720	28	1	1:59.806 B	30.074	42.231	47.501	258.4	59:19.082
10	1	1:39.355	28.823	40.888	29.644	262.8	18:19.075	28	MV2S Racing 1. Romain IANNETTA 2. Kenzie Reiss BEECROFT Ligier JS P320 - Nissan LMP3						
11	1	1:40.911	29.046	42.254	29.611	262.8	19:59.986	1	1	2:54.277	1:26.071	51.873	36.333	139.5	2:54.277
12	1	1:39.960	30.176	40.241	29.543	263.4	21:39.946	2	1	1:51.320	33.391	44.822	33.107	226.9	4:45.597
13	1	1:38.863	28.730	40.656	29.477	262.8	23:18.809	3	1	1:43.407	30.410	42.468	30.529	254.1	6:29.004
14	1	2:42.078	29.329	1:15.644	57.105	262.1	26:00.887	4	1	1:41.927	29.881	41.583	30.463	258.4	8:10.931
15	1	3:03.186	1:10.264	1:21.074	31.848	79.7	29:04.073	5	1	1:41.291	29.865	41.367	30.059	259.0	9:52.222
16	1	1:40.846	29.650	41.303	29.893	259.6	30:44.919	6	1	1:39.953	29.154	41.027	29.772	260.2	11:32.175
17	1	1:40.750	30.623	40.802	29.325	259.6	32:25.669	7	1	1:40.389	29.107	41.100	30.182	260.2	13:12.564
18	1	1:46.094 B	28.986	40.464	36.644	261.5	34:11.763	8	1	1:39.568	29.053	40.794	29.721	260.9	14:52.132
19	2	8:28.402	7:14.785	42.927	30.690	181.2	42:40.165	9	1	1:49.763 B	29.108	42.406	38.249	259.6	16:41.895
20	2	1:41.573	29.428	41.870	30.275	261.5	44:21.738	10	2	4:46.184	3:29.278	45.312	31.594	175.6	21:28.079
21	2	1:40.240	29.034	40.966	30.240	261.5	46:01.978	11	2	1:43.270	30.521	42.455	30.294	255.9	23:11.349
22	2	1:40.053	28.797	41.044	30.212	260.9	47:42.031	12	2	2:45.421	29.751	1:18.681	56.989	257.1	25:56.770
23	2	1:40.685	29.115	41.218	30.352	260.2	49:22.716	13	2	3:06.346	1:11.586	1:21.216	33.544	79.8	29:03.116
24	2	1:40.697	28.972	41.226	30.499	261.5	51:03.413	14	2	1:43.527	30.407	42.781	30.339	250.6	30:46.643
25	2	1:41.326	29.427	41.329	30.570	261.5	52:44.739	15	2	1:42.323	30.001	42.414	29.908	255.3	32:28.966
26	2	1:42.189	29.202	41.507	31.480	262.8	54:26.928	16	2	2:05.021	29.394	1:04.695	30.932	254.1	34:33.987
27	2	1:42.663	30.272	42.154	30.237	260.2	56:09.591	17	2	1:40.705	29.628	41.379	29.698	254.7	36:14.692
28	2	1:40.439	29.060	41.179	30.200	262.8	57:50.030	18	2	1:41.061	29.040	40.947	31.074	257.1	37:55.753
29	2	2:26.532 B	29.246	57.361	59.925	262.8	1:00:16.562	19	2	1:42.830	29.195	41.207	32.428	257.8	39:38.583
27	P4 Racing 1. Andrew FERGUSON 2. Louis HAMILTON-SMITH Ligier JS P320 - Nissan LMP3							20	2	1:45.417	32.370	42.792	30.255	246.0	41:24.000
1	1	3:14.758	1:54.526	47.571	32.661	151.0	3:14.758	21	2	1:40.796	29.514	41.240	30.042	256.5	43:04.796
2	1	1:45.718	30.959	43.154	31.605	254.1	5:00.476	22	2	1:40.919	29.631	41.318	29.970	258.4	44:45.715
3	1	1:42.407	29.757	42.146	30.504	257.8	6:42.883	23	2	1:50.789 B	30.204	43.257	37.328	260.2	46:36.504
4	1	1:45.106	29.629	43.938	31.539	259.0	8:27.989	24	1	6:53.495	5:37.819	42.826	32.850	188.2	53:29.999
5	1	1:43.687	29.740	43.167	30.780	258.4	10:11.676	25	1	1:41.178	29.893	41.012	30.273	258.4	55:11.177
6	1	1:43.683	29.913	42.783	30.987	259.0	11:55.359	26	1	1:41.463	29.457	41.326	30.680	260.2	56:52.640
7	1	1:43.505	30.446	42.186	30.873	255.9	13:38.864	27	1	1:43.737	30.467	42.715	30.555	260.9	58:36.377
8	1	1:42.996	29.925	42.272	30.799	257.8	15:21.860	28	1	2:30.924 B	47.006	47.066	56.852	225.9	1:01:07.301
9	1	1:52.687 B	30.557	43.757	38.373	258.4	17:14.547	29	MV2S Racing 1. Clément MORENO 2. Maximus MAYER Ligier JS P320 - Nissan LMP3						
10	2	5:12.406	4:00.730	41.845	29.831	184.9	22:26.953	1	2	2:30.283	1:09.373	46.733	34.177	162.7	2:30.283
11	2	2:01.702	29.088	41.174	51.440	260.2	24:28.655	2	2	1:50.109	31.982	44.859	33.268	248.3	4:20.392
12	2	3:27.592	1:11.134	1:20.173	56.285	79.9	27:56.247	3	2	1:40.990	29.773	41.878	29.339	259.6	6:01.382
13	2	2:04.690	53.689	41.196	29.805	79.9	30:00.937	4	2	1:37.755	28.914	40.104	28.737	260.2	7:39.137
14	2	1:42.814	30.599	41.482	30.733	261.5	31:43.751	5	2	1:37.196	28.503	40.027	28.666	262.8	9:16.333
15	2	1:40.084	28.905	40.568	30.611	260.2	33:23.835	6	2	1:36.755	28.196	39.936	29.623	263.4	10:53.088
16	2	1:40.012	29.142	41.053	29.817	257.8	35:03.847	7	2	1:38.525	28.346	40.364	29.815	263.4	12:31.613
17	2	1:39.110	28.842	40.729	29.539	260.9	36:42.957	8	2	1:37.217	28.490	39.958	28.769	260.2	14:08.830
18	2	1:43.980	29.014	41.585	33.381	262.1	38:26.937	9	2	1:43.021 B	28.370	40.243	34.408	264.1	15:51.851

LE MANS CUP



Michelin Le Mans Cup Barcelona Round Free Practice 1

Sector Analysis

Lap under Red Flag Invalidated Lap Personal Best Session Best Crossing the pit lane

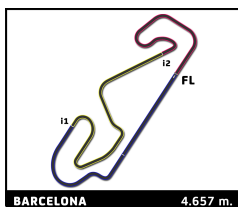
Lap	D	Time	Sector 1	Sector 2	Sector 3	T. Spd	Elapsed	Lap	D	Time	Sector 1	Sector 2	Sector 3	T. Spd	Elapsed
10	1	5:25.208	4:12.244	42.707	30.257	128.4	21:17.059	4	2	1:37.286	28.503	39.777	29.006	263.4	7:16.531
11	1	1:39.775	29.069	41.021	29.685	259.6	22:56.834	5	2	1:38.910	28.476	41.062	29.372	263.4	8:55.441
12	1	2:34.554	29.032	1:09.164	56.358	260.2	25:31.388	6	2	1:38.494	28.538	40.623	29.333	263.4	10:33.935
13	1	3:14.550	1:11.333	1:20.251	42.966	80.0	28:45.938	7	2	1:48.265 B	28.920	41.566	37.779	266.0	12:22.200
14	1	1:42.017	29.753	41.296	30.968	255.3	30:27.955	8	1	14:51.061	...	1:20.238	56.085	81.3	27:13.261
15	1	1:40.089	29.426	40.853	29.810	259.0	32:08.044	9	1	2:32.746	1:10.671	49.459	32.616	80.8	29:46.007
16	1	1:39.575	29.123	40.877	29.575	260.2	33:47.619	10	1	1:44.004	30.533	42.981	30.490	257.8	31:30.011
17	1	1:39.645	28.748	41.037	29.860	261.5	35:27.264	11	1	1:41.865	29.631	41.858	30.376	260.9	33:11.876
18	1	1:39.391	29.113	40.598	29.680	262.1	37:06.655	12	1	1:41.023	29.347	41.356	30.320	264.1	34:52.899
19	1	1:47.053 B	30.098	41.318	35.637	264.1	38:53.708	13	1	1:41.076	29.213	41.531	30.332	262.1	36:33.975
20	1	6:25.016	5:14.310	41.029	29.677	188.5	45:18.724	14	1	1:42.049	29.197	41.228	31.624	263.4	38:16.024
21	1	1:40.457	29.191	41.393	29.873	262.1	46:59.181	15	1	1:41.800	29.372	41.114	31.314	259.6	39:57.824
22	1	1:40.429	29.670	40.907	29.852	258.4	48:39.610	16	1	1:40.443	29.323	41.114	30.006	266.7	41:38.267
23	1	1:52.643	28.951	51.834	31.858	262.8	50:32.253	17	1	1:40.444	29.218	41.082	30.144	262.1	43:18.711
24	1	1:52.110 B	31.256	42.470	39.384	250.0	52:25.363	18	1	1:39.857	29.036	40.931	29.890	262.8	44:58.568

34		Inter Europol Competition					Ligier JS P320 - Nissan LMP3								
1. Alexander BUKHANTSOV															
2. Rik KOEN															
1	1	3:11.150 B	1:36.154	53.007	41.989	127.8	3:11.150	2	1	3:26.696	2:09.277	45.370	32.049	161.7	6:37.846
3	1	1:44.322	30.787	42.937	30.598	260.2	8:22.168	4	1	1:40.546	29.515	41.126	29.905	260.2	10:02.714
5	1	1:39.278	28.841	40.781	29.656	260.9	11:41.992	6	1	1:38.711	28.779	40.634	29.298	260.9	13:20.703
7	1	1:38.419	28.743	40.275	29.401	260.9	14:59.122	8	1	1:39.344	28.617	40.592	30.135	263.4	16:38.466
9	1	1:40.051	28.942	41.442	29.667	264.1	18:18.517	10	1	1:38.961	28.886	40.397	29.678	262.1	19:57.478
11	1	1:39.106	28.742	40.330	30.034	261.5	21:36.584	12	1	1:50.247 B	28.959	42.454	38.834	262.8	23:26.831
13	2	6:03.288	4:36.680	55.847	30.761	79.7	29:30.119	14	2	1:39.194	28.999	40.731	29.464	259.6	31:09.313
15	2	1:37.937	28.590	39.977	29.370	260.9	32:47.250	16	2	1:41.303	29.262	42.418	29.623	263.4	34:28.553
17	2	1:38.555	28.473	40.165	29.917	262.8	36:07.108	18	2	1:39.298	29.204	40.413	29.681	257.1	37:46.406
19	2	1:37.487	28.380	39.885	29.222	260.9	39:23.893	20	2	1:37.591	28.481	39.923	29.187	263.4	41:01.484
21	2	1:41.623	28.850	41.921	30.852	266.7	42:43.107	22	2	1:48.006 B	28.537	40.333	39.136	262.8	44:31.113
23	2	5:03.298	3:49.712	42.806	30.780	191.5	49:34.411	24	2	1:38.148	28.789	39.998	29.361	260.9	51:12.559
25	2	1:37.812	28.501	40.057	29.254	261.5	52:50.371	26	2	1:43.796	28.606	40.030	35.160	263.4	54:34.167
27	2	1:38.924	28.655	40.253	30.016	260.9	56:13.091	28	2	1:39.882	29.310	41.026	29.546	263.4	57:52.973
29	2	2:24.890 B	28.755	55.872	1:00.263	262.8	1:00:17.863								

42		Stellar Motorsport					Duqueine M30 - D08 - Nissan LMP3								
1. Sylvain GUINTOLI															
2. Sennan FIELDING															
1	2	2:18.496	1:00.163	46.692	31.641	162.9	2:18.496	2	2	1:42.407	30.847	41.972	29.588	255.3	4:00.903
3	2	1:38.342	28.842	40.473	29.027	262.1	5:39.245								

43		Inter Europol Competition					Ligier JS P320 - Nissan LMP3								
1. Timothy CRESWICK															
2. Sebastian GRAVLUND															
1	1	2:45.750	1:26.383	46.632	32.735	149.4	2:45.750	2	1	1:44.593	31.449	42.520	30.624	258.4	4:30.343
3	1	1:41.795	29.945	41.887	29.963	260.9	6:12.138	4	1	1:39.085	29.004	40.552	29.529	262.8	7:51.223
5	1	1:39.572	28.939	40.654	29.979	264.1	9:30.795	6	1	1:40.405	29.168	41.240	29.997	264.7	11:11.200
7	1	1:38.745	28.871	40.410	29.464	264.1	12:49.945	8	1	1:38.396	28.746	40.299	29.351	263.4	14:28.341
9	1	1:38.727	28.707	40.278	29.742	264.1	16:07.068	10	1	1:39.217	28.526	40.042	30.649	264.1	17:46.285
11	1	1:56.191 B	30.444	42.099	43.648	251.2	19:42.476	12	1	2:00.609	49.267	41.613	29.729	188.8	21:43.085
13	1	1:40.822	28.872	41.692	30.258	263.4	23:23.907	14	1	2:55.025 B	37.703	1:20.492	56.830	261.5	26:18.932
15	2	10:41.961	9:29.071	42.900	29.990	174.5	37:00.893	16	2	1:39.225	28.861	40.073	30.291	260.9	38:40.118
17	2	1:37.584	28.636	39.691	29.257	261.5	40:17.702	18	2	1:39.161	29.133	40.711	29.317	263.4	41:56.863
19	2	1:40.731	28.642	41.061	31.028	264.7	43:37.594	20	2	1:39.546	29.217	40.575	29.754	262.8	45:17.140
21	2	1:39.310	28.570	41.125	29.615	264.1	46:56.450	22	2	1:37.990	28.518	40.059	29.413	264.7	48:34.440
23	2	1:38.794	28.857	40.560	29.377	264.1	50:13.234	24	2	1:37.922	28.712	39.797	29.413	264.1	51:51.156
25	2	1:39.100	28.790	40.264	30.046	264.1	53:30.256	26	2	1:39.008	28.786	40.689	29.533	267.3	55:09.264
27	2	1:41.986	28.905	41.286	31.795	264.1	56:51.250	28	2	1:39.251	29.204	40.325	29.722	262.1	58:30.501
29	2	2:33.690 B	46.014	47.236	1:00.440	236.8	1:01:04.191								

LE MANS CUP



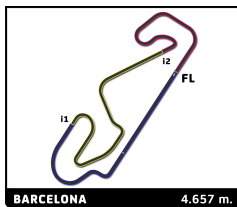
Michelin Le Mans Cup Barcelona Round Free Practice 1

Sector Analysis

							Lap under Red Flag		Invalidated Lap		Personal Best		Session Best		B Crossing the pit lane										
Lap	D	Time	Sector 1	Sector 2	Sector 3	T. Spd	Elapsed	Lap	D	Time	Sector 1	Sector 2	Sector 3	T. Spd	Elapsed										
44 Team Virage							Ligier JS P320 - Nissan																		
1. Jamie FALVEY							LMP3																		
2. Mihnea STEFAN																									
1	2	2:17.634	53.669	49.101	34.864	137.1	2:17.634	22	2	1:40.057	28.628	41.726	29.703	267.3	40:53.942										
2	2	1:48.643	32.683	44.414	31.546	237.4	4:06.277	23	2	1:39.571	28.653	41.065	29.853	268.7	42:33.513										
3	2	1:44.307	31.830	42.505	29.972	234.3	5:50.584	24	2	1:40.193	28.784	40.812	30.597	268.0	44:13.706										
4	2	1:38.149	28.658	40.468	29.023	263.4	7:28.733	25	2	1:38.136	28.584	39.951	29.601	265.4	45:51.842										
5	2	1:38.267	28.223	40.581	29.463	264.7	9:07.000	26	2	1:37.784	28.446	39.992	29.346	266.0	47:29.626										
6	2	1:37.197	28.168	39.534	29.495	265.4	10:44.197	27	2	1:38.595	28.438	40.501	29.656	267.3	49:08.221										
7	2	1:41.655	28.229	40.977	32.449	260.2	12:25.852	28	2	1:39.640	29.134	40.384	30.122	268.0	50:47.861										
8	2	1:36.397	28.149	39.532	28.716	265.4	14:02.249	29	2	1:41.130	29.075	41.316	30.739	266.7	52:28.991										
9	2	1:43.637 B	28.854	40.542	34.241	267.3	15:45.886	30	2	1:39.958	29.070	41.164	29.724	266.7	54:08.949										
10	2	4:45.914	3:35.847	40.988	29.079	191.8	20:31.800	31	2	1:38.666	28.647	40.520	29.499	266.0	55:47.615										
11	2	1:38.392	28.362	39.925	30.105	264.1	22:10.192	32	2	1:38.569	28.643	40.408	29.518	266.7	57:26.184										
12	2	1:44.502	28.312	41.187	35.003	268.7	23:54.694	33	2	2:03.639 B	28.761	40.529	54.349	267.3	59:29.823										
13	2	3:26.323	1:10.838	1:19.689	55.796	80.2	27:21.017								51 AF Corse		Ferrari 296 GT3								
14	2	2:22.890	1:10.850	42.167	29.873	80.2	29:43.907								1. Matthew KURZEJEWSKI		GT3								
15	2	1:38.100	28.650	40.170	29.280	262.8	31:22.007								2. Alessandro BALZAN										
16	2	1:38.854	28.267	40.196	30.391	263.4	33:00.861	1	2	4:40.786	3:20.942	47.656	32.188	178.2	4:40.786										
17	2	1:43.962 B	28.405	41.573	33.984	263.4	34:44.823	2	2	1:42.676	30.454	41.924	30.298	258.4	6:23.462										
18	1	4:25.251	3:13.101	41.906	30.244	167.7	39:10.074	3	2	1:40.813	29.745	41.117	29.951	259.6	8:04.275										
19	1	1:41.101	29.162	40.630	31.309	260.9	40:51.175	4	2	1:40.735	29.505	41.117	30.113	260.2	9:45.010										
20	1	1:38.793	28.893	40.518	29.382	262.1	42:29.968	5	2	1:40.677	29.474	41.282	29.921	260.2	11:25.687										
21	1	1:38.790	28.621	40.711	29.458	266.0	44:08.758	6	2	1:40.363	29.468	41.076	29.819	260.9	13:06.050										
22	1	1:38.011	28.499	40.166	29.346	262.1	45:46.769	7	2	1:46.650 B	29.389	40.978	36.283	261.5	14:52.700										
23	1	1:38.143	28.504	40.400	29.239	264.1	47:24.912	8	2	5:26.875	4:14.627	41.799	30.449	186.5	20:19.575										
24	1	1:41.648	28.893	41.385	31.370	264.7	49:06.560	9	2	1:41.935	30.061	41.443	30.431	259.6	22:01.510										
25	1	1:39.884	29.028	40.648	30.208	262.8	50:46.444	10	2	1:50.075 B	30.731	42.232	37.112	262.1	23:51.585										
26	1	1:47.891 B	29.733	41.617	36.541	264.7	52:34.335	11	1	8:44.380	7:29.916	42.812	31.652	186.9	32:35.965										
																	12	1	1:47.087	30.270	44.286	32.531	257.8	34:23.052	
																	13	1	1:43.986	30.253	42.626	31.107	260.2	36:07.038	
																	14	1	1:44.027	30.631	42.344	31.052	260.9	37:51.065	
																	15	1	1:44.198	30.370	42.707	31.121	260.9	39:35.263	
																	16	1	1:43.490	30.167	42.344	30.979	260.2	41:18.753	
																	17	1	1:43.833	30.224	42.591	31.018	259.6	43:02.586	
																	18	1	1:42.850	30.037	42.049	30.764	260.2	44:45.436	
																	19	1	1:43.325	30.313	42.170	30.842	259.6	46:28.761	
																	20	1	1:51.692 B	31.223	43.280	37.189	257.1	48:20.453	
																	21	2	4:41.271	3:28.272	42.107	30.892	188.2	53:01.724	
																	22	2	1:41.894	29.795	41.697	30.402	259.6	54:43.618	
																	23	2	1:41.880	29.711	41.638	30.531	260.9	56:25.498	
																	24	2	1:42.439	29.720	41.553	31.166	260.9	58:07.937	
																	25	2	2:44.967 B	30.372	1:18.051	56.544	261.5	1:00:52.904	
																	58 GG Classics							Ligier JS P320 - Nissan	
																	1. George NAKAS							LMP3	
																	2. Fraser ROSS								
																	1	1	2:25.279	59.910	50.406	34.963	154.5	2:25.279	
																	2	1	1:53.180	34.229	45.767	33.184	237.9	4:18.459	
																	3	1	1:46.790	31.577	43.685	31.528	251.7	6:05.249	
																	4	1	1:42.914	30.284	41.752	30.878	257.8	7:48.163	
																	5	1	1:41.888	29.735	41.856	30.297	259.6	9:30.051	
																	6	1	1:42.645	29.550	41.482	31.613	257.8	11:12.696	
																	7	1	1:43.474	30.707	41.849	30.918	241.1	12:56.170	
																	8	1	1:43.409	29.940	41.942	31.527	260.2	14:39.579	
																	9	1	1:45.516	30.963	42.832	31.721	259.6	16:25.095	
																	10	1	1:43.629	30.227	42.279	31.123	260.9	18:08.724	



LE MANS CUP



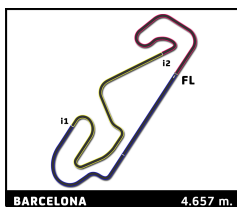
Michelin Le Mans Cup
Barcelona Round
Free Practice 1

Sector Analysis

											Lap under Red Flag					Invalidated Lap	Personal Best	Session Best	B Crossing the pit lane	
Lap	D	Time	Sector 1	Sector 2	Sector 3	T. Spd	Elapsed	Lap	D	Time	Sector 1	Sector 2	Sector 3	T. Spd	Elapsed					
11	1	1:43.082	30.072	42.065	30.945	259.6	19:51.806	2	2	1:49.234	33.325	44.113	31.796	231.8	6:34.662					
12	1	1:58.026 B	30.190	41.791	46.045	259.6	21:49.832	3	2	1:40.241	29.917	40.778	29.546	257.8	8:14.903					
13	1	5:39.731	3:22.580	1:20.492	56.659	79.6	27:29.563	4	2	1:38.132	28.722	40.207	29.203	262.1	9:53.035					
14	1	2:23.402	1:07.105	44.465	31.832	79.8	29:52.965	5	2	1:45.691	28.825	43.570	33.296	264.1	11:38.726					
15	1	1:43.887	30.170	42.318	31.399	255.3	31:36.852	6	2	1:38.171	28.659	40.188	29.324	259.6	13:16.897					
16	1	1:46.931	31.154	43.323	32.454	255.9	33:23.783	7	2	1:37.520	28.481	40.023	29.016	261.5	14:54.417					
17	1	1:48.192	31.098	42.296	34.798	250.0	35:11.975	8	2	1:43.681	30.278	42.699	30.704	262.8	16:38.098					
18	1	1:43.668	30.351	42.327	30.990	258.4	36:55.643	9	2	1:39.674	29.079	40.809	29.786	263.4	18:17.772					
19	1	1:46.319	30.296	43.349	32.674	257.1	38:41.962	10	2	1:38.804	28.469	40.321	30.014	262.8	19:56.576					
20	1	1:43.192	30.215	42.003	30.974	258.4	40:25.154	11	2	1:54.971 B	28.306	39.874	46.791	261.5	21:51.547					
21	1	1:42.510	30.029	41.709	30.772	259.0	42:07.664	12	2	6:11.970	3:52.019	1:22.246	57.705	79.6	28:03.517					
22	1	1:58.234 B	30.072	42.705	45.457	258.4	44:05.898	13	2	2:05.876	52.766	43.089	30.021	79.7	30:09.393					
23	2	4:24.717	3:11.933	42.214	30.570	190.5	48:30.615	14	2	1:38.623	28.631	39.977	30.015	260.9	31:48.016					
24	2	1:39.581	29.462	40.648	29.471	259.6	50:10.196	15	2	1:58.271 B	32.501	43.250	42.520	211.4	33:46.287					
25	2	1:38.055	28.664	40.045	29.346	261.5	51:48.251	16	1	4:17.699	3:04.649	42.495	30.555	169.5	38:03.986					
26	2	1:39.857	28.734	40.216	30.907	260.2	53:28.108	17	1	1:41.401	29.285	41.587	30.529	261.5	39:45.387					
27	2	1:38.018	28.547	40.015	29.456	262.1	55:06.126	18	1	1:40.176	29.262	41.114	29.800	260.9	41:25.563					
28	2	1:43.869	29.605	41.915	32.349	262.8	56:49.995	19	1	1:39.771	28.857	40.926	29.988	262.8	43:05.334					
29	2	1:38.226	28.774	39.994	29.458	262.1	58:28.221	20	1	1:42.599	29.383	41.636	31.580	263.4	44:47.933					
30	2	2:34.375 B	46.785	48.244	59.346	261.5	1:01:02.596	21	1	1:40.990	29.027	41.838	30.125	262.8	46:28.923					
							Ligier JS P320 - Nissan								Ligier JS P320 - Nissan					
59 Team Virage							LMP3	66 Rinaldi Racing							Ligier JS P320 - Nissan					
1.Oscar BITTAR								1.Steve PARROW							LMP3					
2.Ricardo GRACIA FILHO								2.Daniel KEILWITZ												
1	2	2:00.981	44.747	44.900	31.334	153.2	2:00.981	1	2	6:50.027	5:28.893	48.572	32.562	167.2	6:50.027					
2	2	1:42.238	30.783	41.375	30.080	248.3	3:43.219	2	2	1:45.819	29.822	41.892	34.105	257.8	8:35.846					
3	2	1:40.760	28.873	42.343	29.544	261.5	5:23.979	3	2	1:36.848	28.657	39.548	28.643	263.4	10:12.694					
4	2	1:36.884	28.474	39.688	28.722	261.5	7:00.863	4	2	1:37.662	28.852	39.529	29.281	265.4	11:50.356					
5	2	1:36.765	28.287	40.037	28.441	262.8	8:37.628	5	2	1:36.063	28.238	39.180	28.645	264.7	13:26.419					
6	2	1:36.019	28.176	39.436	28.407	264.1	10:13.647	6	2	1:39.207	28.741	39.868	30.598	269.3	15:05.626					
7	2	1:37.176	28.277	40.035	28.864	264.7	11:50.823	7	2	1:35.966	28.095	39.274	28.597	266.0	16:41.592					
8	2	1:43.759 B	28.404	39.492	35.863	264.7	13:34.582	8	2	1:48.246 B	29.449	40.068	38.729	270.0	18:29.838					
9	1	5:30.116	4:17.507	42.463	30.146	189.1	19:04.698	9	1	5:27.401	4:03.357	43.900	40.144	136.9	23:57.239					
10	1	1:39.609	29.255	40.781	29.573	260.9	20:44.307	10	1	3:27.467	1:11.030	1:20.100	56.337	80.2	27:24.706					
11	1	1:38.633	28.803	40.505	29.325	261.5	22:22.940	11	1	2:24.575	1:09.795	43.483	31.297	80.1	29:49.281					
12	1	1:57.292	28.740	40.618	47.934	261.5	24:20.232	12	1	1:43.187	30.059	42.145	30.983	257.8	31:32.468					
13	1	3:27.867	1:10.900	1:20.450	56.517	80.2	27:48.099	13	1	1:41.269	29.579	41.312	30.378	260.9	33:13.737					
14	1	2:11.981	59.172	42.281	30.528	80.1	30:00.080	14	1	1:40.696	29.263	41.084	30.349	262.1	34:54.433					
15	1	1:39.696	29.504	40.716	29.476	255.9	31:39.776	15	1	1:42.040	29.223	41.807	31.010	265.4	36:36.473					
16	1	1:39.560	28.799	40.987	29.774	260.9	33:19.336	16	1	1:43.762	29.487	42.916	31.359	263.4	38:20.235					
17	1	1:57.788	29.489	41.409	46.890	262.8	35:17.124	17	1	1:42.751	29.408	41.683	31.660	264.1	40:02.986					
18	1	1:39.321	29.132	40.662	29.527	260.2	36:56.445	18	1	1:43.552	30.001	42.730	30.821	262.8	41:46.538					
19	1	1:47.828 B	29.704	41.341	36.783	263.4	38:44.273	19	1	1:41.056	29.448	41.202	30.406	264.7	43:27.594					
20	2	3:44.106	2:31.325	42.801	29.980	154.9	42:28.379	20	1	1:43.252	29.189	42.587	31.476	265.4	45:10.846					
21	2	1:37.490	28.772	39.751	28.967	263.4	44:05.869	21	1	1:41.588	29.821	41.376	30.391	262.1	46:52.434					
22	2	1:37.076	28.402	39.790	28.884	261.5	45:42.945	22	1	1:54.470 B	29.482	43.026	41.962	264.7	48:46.904					
23	2	1:36.878	28.407	39.564	28.907	262.8	47:19.823	23	2	4:39.036	3:28.682	41.162	29.192	193.9	53:25.940					
24	2	1:38.058	28.625	40.291	29.142	262.1	48:57.881	24	2	1:38.593	28.237	39.670	30.686	266.7	55:04.533					
25	2	1:36.969	28.453	39.632	28.884	262.8	50:34.850	25	2	1:44.234	29.807	39.860	34.567	266.7	56:48.767					
26	2	1:44.323 B	28.598	39.712	36.013	264.1	52:19.173	26	2	1:37.645	28.460	39.830	29.355	266.7	58:26.412					
							Ligier JS P320 - Nissan								Ligier JS P320 - Nissan					
62 Breton Racing							LMP3													
1.Georgios KOLOVOS																				
2.Axel GNOS																				
1	2	4:45.428	3:19.553	50.107	35.768	158.8	4:45.428													



LE MANS CUP



Michelin Le Mans Cup
Barcelona Round
Free Practice 1

Sector Analysis

Lap under Red Flag Invalidated Lap Personal Best Session Best Crossing the pit lane

Lap	D	Time	Sector 1	Sector 2	Sector 3	T. Spd	Elapsed	Lap	D	Time	Sector 1	Sector 2	Sector 3	T. Spd	Elapsed
-----	---	------	----------	----------	----------	--------	---------	-----	---	------	----------	----------	----------	--------	---------

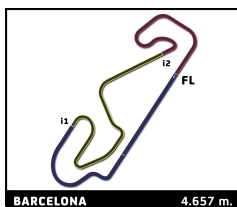
67 Haegeli by T2 Racing							
1. Pieder DECURTINS				Duqueine M30 - D08 - Nissan			
2. Samir BEN				LMP3			
1	2	2:17.816	56.715	46.677	34.424	165.1	2:17.816
2	2	1:45.532	30.892	42.934	31.706	257.8	4:03.348
3	2	1:40.080	29.484	40.932	29.664	262.1	5:43.428
4	2	1:38.036	28.762	40.052	29.222	264.7	7:21.464
5	2	1:38.074	28.717	40.098	29.259	263.4	8:59.538
6	2	1:43.014	29.440	40.228	33.346	268.0	10:42.552
7	2	1:44.404 B	28.530	39.921	35.953	266.7	12:26.956
8	1	5:04.034 B	3:39.538	41.781	42.715	189.8	17:30.990
9	1	2:00.070	49.551	40.977	29.542	179.4	19:31.060
10	1	1:38.362	28.679	40.270	29.413	264.1	21:09.422
11	1	1:38.067	28.668	40.077	29.322	264.1	22:47.489
12	1	2:31.555 B	28.736	1:00.640	1:02.179	266.0	25:19.044
13	1	4:00.800	2:23.360	1:06.870	30.570	79.9	29:19.844
14	1	1:39.045	28.984	40.334	29.727	262.1	30:58.889
15	1	1:38.219	28.661	40.103	29.455	263.4	32:37.108
16	1	1:56.970 B	29.133	45.013	42.824	266.0	34:34.078
17	2	3:57.352	2:46.926	40.633	29.793	192.5	38:31.430
18	2	1:38.271	28.564	40.122	29.585	264.7	40:09.701
19	2	1:46.069	28.671	40.216	37.182	266.0	41:55.770
20	2	1:39.648	28.737	41.409	29.502	266.7	43:35.418
21	2	1:38.694	28.627	40.364	29.703	266.7	45:14.112
22	2	1:39.858	29.583	40.682	29.593	267.3	46:53.970
23	2	1:39.154	28.611	40.946	29.597	266.7	48:33.124
24	2	1:44.505 B	28.865	40.406	35.234	266.7	50:17.629
25	1	4:19.212	3:07.415	41.533	30.264	180.0	54:36.841
26	1	1:39.101	28.723	40.548	29.830	264.7	56:15.942
27	1	1:39.748	28.831	40.854	30.063	266.7	57:55.690

71 Rinaldi Racing							
1. Stefan AUST				Ligier JS P320 - Nissan			
2. Felipe FERNANDEZ-LASER				LMP3			
1	1	6:50.005	5:05.354	1:03.038	41.613	98.4	6:50.005
2	1	2:01.535	36.062	48.715	36.758	177.6	8:51.540
3	1	1:47.470	32.750	43.550	31.170	252.3	10:39.010
4	1	1:40.593	29.357	41.402	29.834	260.2	12:19.603
5	1	1:41.602	29.999	41.814	29.789	264.1	14:01.205
6	1	1:39.078	29.013	40.312	29.753	262.8	15:40.283
7	1	1:39.381	29.259	40.638	29.484	261.5	17:19.664
8	1	1:38.706	28.809	40.393	29.504	263.4	18:58.370
9	1	1:38.482	28.686	40.366	29.430	263.4	20:36.852
10	1	1:38.546	28.694	40.260	29.592	264.1	22:15.398
11	1	1:54.971 B	28.617	41.038	45.316	264.1	24:10.369
12	2	5:22.163	4:01.433	51.118	29.612	79.3	29:32.532
13	2	1:39.976	29.623	40.091	30.262	261.5	31:12.508
14	2	1:37.124	28.595	39.677	28.852	258.4	32:49.632
15	2	1:41.603	28.202	43.524	29.877	261.5	34:31.235
16	2	1:36.752	28.325	39.439	28.988	263.4	36:07.987
17	2	1:40.454	29.580	39.967	30.907	267.3	37:48.441
18	2	1:40.815	28.494	40.628	31.693	259.0	39:29.256
19	2	1:36.453	28.172	39.431	28.850	262.1	41:05.709

74 Kessel Racing							
1. Andrew GILBERT				Ferrari 296 GT3			
2. Fran RUEDA MATEOS				GT3			
1	2	3:16.590	1:58.960	45.335	32.295	130.0	3:16.590
2	2	1:45.889	30.786	42.212	32.891	255.9	5:02.479
3	2	1:41.154	29.822	41.309	30.023	258.4	6:43.633
4	2	1:41.133	29.621	41.613	29.899	260.9	8:24.766
5	2	1:40.262	29.478	41.082	29.702	260.9	10:05.028
6	2	1:40.008	29.403	40.886	29.719	261.5	11:45.036
7	2	1:40.571	29.577	40.984	30.010	260.2	13:25.607
8	2	1:41.710	29.537	41.677	30.496	260.2	15:07.317
9	2	1:47.866 B	29.567	41.063	37.236	260.2	16:55.183
10	1	4:53.418	3:36.160	45.302	31.956	144.6	21:48.601
11	1	1:45.700	30.749	43.111	31.840	257.1	23:34.301
12	1	3:04.724	48.756	1:19.899	56.069	217.3	26:39.025
13	1	2:45.977	1:11.062	1:01.465	33.450	80.3	29:25.002
14	1	1:47.645	30.781	44.406	32.458	254.1	31:12.647
15	1	1:45.187	30.693	42.841	31.653	256.5	32:57.834
16	1	1:44.675	30.307	42.704	31.664	257.1	34:42.509
17	1	1:45.125	30.594	42.730	31.801	256.5	36:27.634
18	1	1:45.366	30.623	42.864	31.879	255.9	38:13.000
19	1	1:44.677	30.429	42.681	31.567	258.4	39:57.677
20	1	1:44.907	30.871	42.578	31.458	253.5	41:42.584
21	1	1:43.582	30.351	42.169	31.062	258.4	43:26.166
22	1	1:47.002	30.228	42.942	33.832	257.8	45:13.168
23	1	1:53.559 B	30.413	43.247	39.899	257.8	47:06.727
24	2	3:39.041	2:26.545	41.958	30.538	189.1	50:45.768
25	2	1:42.114	29.868	41.671	30.575	259.6	52:27.882
26	2	1:42.398	29.814	41.491	31.093	259.0	54:10.280
27	2	1:41.483	29.748	41.413	30.322	259.6	55:51.763
28	2	1:41.730	29.753	41.630	30.347	260.2	57:33.493
29	2	2:10.321 B	29.756	43.239	57.326	259.6	59:43.814

77 Team Thor							
1. Audunn GUDMUNDSSON				Ligier JS P320 - Nissan			
2. Colin NOBLE				LMP3			
1	1	2:40.794	1:18.998	48.459	33.337	141.0	2:40.794
2	1	1:46.760	31.440	44.726	30.594	242.7	4:27.554
3	1	1:47.002	32.218	44.268	30.516	260.9	6:14.556
4	1	1:38.373	28.685	40.332	29.356	260.2	7:52.929
5	1	1:50.626	28.341	47.131	35.154	262.1	9:43.555
6	1	1:37.945	28.305	40.389	29.251	260.9	11:21.500
7	1	1:42.611	29.118	43.500	29.993	264.1	13:04.111
8	1	1:41.477	28.368	43.164	29.945	262.8	14:45.588
9	1	1:49.807 B	28.375	41.204	40.228	262.8	16:35.395
10	2	4:23.204	3:13.387	40.389	29.428	191.2	20:58.599
11	2	1:38.162	28.594	40.516	29.052	262.1	22:36.761
12	2	2:04.044	29.257	40.329	54.458	263.4	24:40.805
13	2	3:26.538	1:10.910	1:19.611	56.017	80.1	28:07.343
14	2	1:57.020	47.241	40.418	29.361	143.0	30:04.363
15	2	1:38.549	28.576	40.453	29.520	260.9	31:42.912
16	2	1:37.670	28.286	40.256	29.128	261.5	33:20.582
17	2	1:40.401	28.661	41.266	30.474	263.4	35:00.983

LE MANS CUP



Michelin Le Mans Cup Barcelona Round Free Practice 1

Sector Analysis

Lap under Red Flag Invalidated Lap Personal Best Session Best Crossing the pit lane

Lap	D	Time	Sector 1	Sector 2	Sector 3	T. Spd	Elapsed	Lap	D	Time	Sector 1	Sector 2	Sector 3	T. Spd	Elapsed
18	2	1:38.823	28.540	41.018	29.265	263.4	36:39.806	11	1	1:41.221	30.204	41.124	29.893	262.8	21:21.262
19	2	1:38.029	28.294	40.621	29.114	262.8	38:17.835	12	1	1:40.233	29.179	41.234	29.820	264.7	23:01.495
20	2	1:46.762 B	29.476	40.542	36.744	266.7	40:04.597	13	1	2:38.657	29.033	1:12.624	57.000	263.4	25:40.152
21	1	10:52.975	9:36.859	44.997	31.119	182.4	50:57.572	14	1	3:10.996	1:11.768	1:20.788	38.440	79.8	28:51.148
22	1	1:42.736	29.355	41.272	32.109	260.2	52:40.308	15	1	1:41.519	29.638	41.518	30.363	259.6	30:32.667
23	1	1:40.116	29.383	40.849	29.884	261.5	54:20.424	16	1	1:40.447	29.201	41.115	30.131	260.2	32:13.114
24	1	1:39.343	28.998	40.685	29.660	261.5	55:59.767	17	1	1:40.826	29.187	41.221	30.418	261.5	33:53.940
25	1	1:38.945	28.918	40.362	29.665	262.8	57:38.712	18	1	1:40.770	29.331	41.197	30.242	260.9	35:34.710
26	1	2:28.236 B	29.329	57.268	1:01.639	262.8	1:00:06.948	19	1	1:40.180	29.219	40.897	30.064	261.5	37:14.890

83 Iron Dames Lamborghini Huracan GT3 EVO2
 1. Celia MARTIN GT3
 2. Karen GAILLARD

1	2	3:39.877	2:08.568	55.147	36.162	119.6	3:39.877
2	2	1:46.319	31.178	43.493	31.648	254.1	5:26.196
3	2	1:44.756	30.506	43.436	30.814	252.9	7:10.952
4	2	1:42.155	30.210	41.614	30.331	259.0	8:53.107
5	2	1:42.340	30.132	41.375	30.833	259.6	10:35.447
6	2	1:43.420	30.336	42.258	30.826	249.4	12:18.867
7	2	1:42.148	29.876	41.668	30.604	260.2	14:01.015
8	2	1:43.699	30.262	42.259	31.178	259.0	15:44.714
9	2	1:49.021 B	29.744	41.649	37.628	259.6	17:33.735
10	2	4:27.078	3:13.495	42.362	31.221	187.2	22:00.813
11	2	1:43.581	30.151	41.891	31.539	259.6	23:44.394
12	2	3:25.114	1:08.885	1:20.004	56.225	80.2	27:09.508
13	2	2:31.277	1:10.887	49.177	31.213	80.2	29:40.785
14	2	1:43.673	30.049	41.864	31.760	257.8	31:24.458
15	2	1:42.244	29.990	41.754	30.500	258.4	33:06.702
16	2	1:42.195	30.072	41.632	30.491	259.6	34:48.897
17	2	1:49.613 B	30.065	42.023	37.525	259.6	36:38.510
18	1	4:19.579	3:03.488	44.400	31.691	184.3	40:58.089
19	1	1:46.334	30.640	43.724	31.970	259.0	42:44.423
20	1	1:45.468	31.069	42.439	31.960	259.0	44:29.891
21	1	1:44.785	30.634	42.600	31.551	258.4	46:14.676
22	1	1:44.066	30.287	42.529	31.250	259.6	47:58.742
23	1	1:46.002	30.631	42.651	32.720	259.6	49:44.744
24	1	1:45.907	31.457	42.807	31.643	259.0	51:30.651
25	1	1:47.194	31.894	43.628	31.672	257.8	53:17.845
26	1	1:46.903	31.415	43.215	32.273	248.3	55:04.748
27	1	1:47.205	31.050	43.750	32.405	259.0	56:51.953
28	1	1:47.813	31.155	44.541	32.117	259.6	58:39.766

84 ANS Motorsport Ligier JS P320 - Nissan
 1. Julien LEMOINE LMP3
 2. Paul TROJANI

1	2	2:19.940	1:03.960	45.288	30.692	173.1	2:19.940
2	2	1:42.241	29.908	41.766	30.567	254.7	4:02.181
3	2	1:38.374	28.669	40.641	29.064	262.8	5:40.555
4	2	1:37.489	28.579	40.060	28.850	263.4	7:18.044
5	2	1:37.874	28.233	40.544	29.097	265.4	8:55.918
6	2	1:39.624	28.509	40.445	30.670	263.4	10:35.542
7	2	1:47.802 B	29.315	40.746	37.741	260.9	12:23.344
8	1	2:57.339	2:45.893	41.674	29.772	187.8	16:20.683
9	1	1:39.935	29.094	41.023	29.818	262.1	18:00.618
10	1	1:39.423	29.174	40.721	29.528	262.8	19:40.041

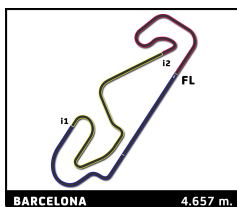
85 R-race GP Duqueine M30 - D08 - Nissan
 1. Fabien MICHAL LMP3
 2. Hadrien DAVID

1	1	9:36.559	8:16.061	48.430	32.068	146.1	9:36.559
2	1	1:44.336	31.614	42.864	29.858	229.3	11:20.895
3	1	1:41.570	29.294	40.493	31.783	261.5	13:02.465
4	1	1:42.175	28.544	40.241	33.390	264.1	14:44.640
5	1	1:39.191	28.685	40.181	30.325	264.7	16:23.831
6	1	1:37.786	28.706	40.170	28.910	264.1	18:01.617
7	1	1:45.887	28.686	40.728	36.473	264.1	19:47.504
8	1	1:38.465	28.551	40.282	29.632	264.1	21:25.969
9	1	7:25.262 B	28.632	5:59.400	57.230	263.4	28:51.231
10	2	5:58.688	4:48.399	40.992	29.297	185.9	34:49.919
11	2	1:39.280	28.680	40.947	29.653	264.7	36:29.199
12	2	1:37.938	29.070	39.947	28.921	264.7	38:07.137
13	2	1:36.859	28.035	39.858	28.966	266.7	39:43.996
14	2	1:35.873	27.905	39.436	28.532	267.3	41:19.869
15	2	1:40.332	29.217	41.134	29.981	249.4	43:00.201
16	2	1:36.093	28.086	39.297	28.710	266.7	44:36.294
17	2	1:48.809 B	28.701	42.037	38.071	266.7	46:25.103
18	2	4:35.461	3:19.259	46.418	29.784	189.1	51:00.564
19	2	1:38.476	28.806	39.647	30.023	262.8	52:39.040
20	2	1:54.083 B	28.219	41.578	44.286	266.0	54:33.123

87 COOL Racing Ligier JS P320 - Nissan
 1. James SWEETNAM LMP3
 2. Adrien CLOSMENIL

1	1	2:23.537	1:00.759	49.517	33.261	177.6	2:23.537
2	1	1:44.079	30.836	43.003	30.240	258.4	4:07.616
3	1	1:40.861	30.018	41.463	29.380	263.4	5:48.477
4	1	1:39.205	28.820	40.955	29.430	264.1	7:27.682
5	1	1:40.274	28.746	41.073	30.455	264.1	9:07.956
6	1	1:38.374	28.730	40.391	29.253	265.4	10:46.330
7	1	1:41.996	29.229	40.672	32.095	266.7	12:28.326

LE MANS CUP



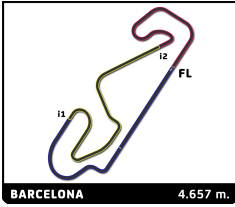
Michelin Le Mans Cup Barcelona Round Free Practice 1

Sector Analysis

Lap under Red Flag Invalidated Lap Personal Best Session Best B Crossing the pit lane

Lap	D	Time	Sector 1	Sector 2	Sector 3	T. Spd	Elapsed	Lap	D	Time	Sector 1	Sector 2	Sector 3	T. Spd	Elapsed
88		AF Corse 1. Custodio TOLEDO 2. Riccardo AGOSTINI													
		Ferrari 296 GT3 GT3													
1	1	5:03.943	3:35.610	50.191	38.142	150.4	5:03.943								
2	1	1:51.977	33.151	45.053	33.773	257.1	6:55.920								
3	1	1:47.491	31.338	44.247	31.906	259.6	8:43.411								
4	1	1:48.812	30.960	43.931	33.921	258.4	10:32.223								
5	1	1:45.065	30.421	42.811	31.833	260.9	12:17.288								
6	1	1:42.917	30.199	41.911	30.807	260.9	14:00.205								
7	1	1:46.184	29.950	43.223	33.011	260.2	15:46.389								
8	1	1:44.975	30.955	42.453	31.567	261.5	17:31.364								
9	1	1:43.052	30.182	42.013	30.857	262.1	19:14.416								
10	1	1:42.570	29.825	41.730	31.015	262.1	20:56.986								
11	1	1:51.481 B	29.962	43.221	38.298	262.1	22:48.467								
12	1	7:56.124	6:39.255	43.591	33.278	186.2	30:44.591								
13	1	1:47.849	30.922	44.562	32.365	260.2	32:32.440								
14	1	1:47.775	30.339	44.524	32.912	261.5	34:20.215								
15	1	1:44.393	30.769	42.563	31.061	260.2	36:04.608								
16	1	1:43.768	30.152	41.834	31.782	261.5	37:48.376								
17	1	1:43.085	30.135	41.891	31.059	263.4	39:31.461								
18	1	1:51.789 B	30.075	42.910	38.804	263.4	41:23.250								
19	2	4:13.126	2:58.468	41.779	32.879	190.1	45:36.376								
20	2	1:41.663	29.615	41.190	30.858	262.8	47:18.039								
21	2	1:41.476	29.592	41.073	30.811	262.8	48:59.515								
22	2	1:41.121	29.457	41.359	30.305	262.8	50:40.636								
23	2	1:46.019 B	29.632	41.202	35.185	262.8	52:26.655								
24	2	3:36.962	2:25.226	41.446	30.290	190.1	56:03.617								
25	2	1:41.240	29.584	41.489	30.167	263.4	57:44.857								
26	2	2:23.472 B	29.829	57.637	56.006	262.8	1:00:08.329								
97		COOL Racing 1. Adrien CHILA 2. David DROUX													
		Ligier JS P320 - Nissan LMP3													
1	2	2:16.677	59.187	44.642	32.848	166.2	2:16.677								
2	2	1:39.870	29.453	41.014	29.403	254.1	3:56.547								
3	2	1:37.121	28.482	40.061	28.578	263.4	5:33.668								
4	2	1:37.292	28.148	39.668	29.476	266.0	7:10.960								
5	2	1:36.056	27.995	39.440	28.621	266.0	8:47.016								
6	2	1:43.233	30.715	40.379	32.139	215.1	10:30.249								
7	2	1:36.142	28.056	39.534	28.552	266.7	12:06.391								
8	2	1:46.561 B	29.426	41.054	36.081	268.0	13:52.952								
9	1	4:30.769	3:19.113	41.617	30.039	191.2	18:23.721								
10	1	1:41.512	29.909	41.632	29.971	266.7	20:05.233								
11	1	1:40.932	29.110	41.566	30.256	264.7	21:46.165								
12	1	1:40.829	28.861	41.747	30.221	266.0	23:26.994								
13	1	2:57.168	41.406	1:19.867	55.895	265.4	26:24.162								
14	1	2:49.888	1:11.005	1:07.537	31.346	80.1	29:14.050								
15	1	1:40.249	29.497	40.912	29.840	261.5	30:54.299								
16	1	1:40.258	28.948	41.091	30.219	264.1	32:34.557								
17	1	1:41.872	29.004	42.923	29.945	264.7	34:16.429								
18	1	1:38.966	28.791	40.511	29.664	264.7	35:55.395								
19	1	1:38.364	28.531	40.373	29.460	265.4	37:33.759								
20	1	1:39.181	28.651	40.749	29.781	266.0	39:12.940								
21	1	1:39.796	28.969	41.237	29.590	266.7	40:52.736								
22	1	1:40.203	29.185	41.115	29.903	268.0	42:32.939								
23	1	1:46.424 B	28.660	40.809	36.955	267.3	44:19.363								
24	2	4:30.399	3:10.859	40.178	39.362	194.9	48:49.762								
25	2	1:37.286	28.400	39.782	29.104	265.4	50:27.048								
26	2	1:37.552	28.505	40.141	28.906	266.7	52:04.600								
27	2	1:43.056	28.868	39.835	34.353	265.4	53:47.656								
28	2	1:36.905	28.276	39.736	28.893	266.0	55:24.561								
29	2	1:37.028	28.169	40.086	28.773	267.3	57:01.589								
30	2	2:00.615 B	31.913	45.516	43.186	237.4	59:02.204								
99		More Motorsport 1. Mark VAN DER SNEL 2. Max VAN DER SNEL													
		Ligier JS P320 - Nissan LMP3													
1	2	2:33.913	1:14.923	47.395	31.595	172.2	2:33.913								
2	2	1:44.257	29.792	42.179	32.286	258.4	4:18.170								
3	2	1:41.058	30.353	41.423	29.282	258.4	5:59.228								
4	2	1:38.048	28.466	40.506	29.076	262.1	7:37.276								
5	2	1:37.275	28.380	40.117	28.778	262.1	9:14.551								
6	2	1:37.556	28.315	40.132	29.109	262.8	10:52.107								
7	2	1:46.075 B	28.361	39.997	37.717	263.4	12:38.182								
8	1	4:25.905	3:12.115	42.813	30.977	187.5	17:04.087								
9	1	1:41.738	29.732	41.914	30.092	259.0	18:45.825								
10	1	1:42.533	29.638	42.596	30.299	261.5	20:28.358								
11	1	1:41.587	29.293	41.884	30.410	262.1	22:09.945								
12	1	1:52.845	29.705	43.106	40.034	265.4	24:02.790								
13	1	3:28.514	1:11.545	1:20.447	56.522	79.9	27:31.304								
14	1	2:22.821	1:07.276	44.334	31.211	79.8	29:54.125								
15	1	1:43.034	29.890	42.331	30.813	259.6	31:37.159								
16	1	1:41.826	29.931	41.700	30.195	258.4	33:18.985								
17	1	1:40.869	29.616	41.283	29.970	261.5	34:59.854								

LE MANS CUP



Michelin Le Mans Cup

Barcelona Round

Free Practice 1

Sector Analysis

Lap under Red Flag Invalidated Lap ■ Personal Best ■ Session Best **B** Crossing the pit lane

Lap	D	Time	Sector 1	Sector 2	Sector 3	T. Spd	Elapsed	Lap	D	Time	Sector 1	Sector 2	Sector 3	T. Spd	Elapsed
18	1	1:41.748	29.023	41.520	31.205	261.5	36:41.602								
19	1	1:42.020	30.094	41.515	30.411	259.0	38:23.622								
20	1	1:41.488	29.502	41.792	30.194	262.8	40:05.110								
21	1	1:43.834	30.145	42.532	31.157	264.1	41:48.944								
22	1	1:41.707	29.493	41.996	30.218	258.4	43:30.651								
23	1	1:48.545 B	29.297	41.486	37.762	262.8	45:19.196								