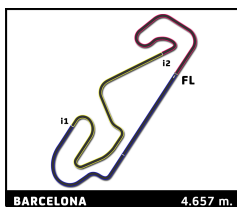




LE MANS CUP



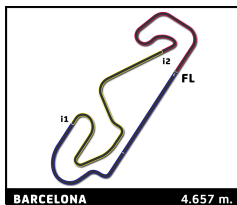
Michelin Le Mans Cup Barcelona Round Bronze Driver Collective Test

Sector Analysis

Lap under Red Flag Invalidated Lap Personal Best Session Best B Crossing the pit lane

Lap	D	Time	Sector 1	Sector 2	Sector 3	T. Spd	Elapsed	Lap	D	Time	Sector 1	Sector 2	Sector 3	T. Spd	Elapsed	
2	CD Sport 1. Shahan SARKISSIAN 2. Willyam GOSSELIN							Ligier JS P320 - Nissan LMP3								
	1	1	1:58.517	39.611	45.481	33.425	184.0	1:58.517	7	1	1:41.339	29.583	41.508	30.248	264.7	12:21.365
	2	1	1:47.071	30.608	43.116	33.347	258.4	3:45.588	8	1	1:41.742	29.522	41.612	30.608	265.4	14:03.107
	3	1	1:39.076	29.121	40.388	29.567	263.4	5:24.664	9	1	1:41.778	29.440	41.622	30.716	264.7	15:44.885
	4	1	1:38.360	28.588	40.268	29.504	265.4	7:03.024	10	1	1:42.182	29.328	41.446	31.408	266.0	17:27.067
	5	1	1:38.389	28.798	40.168	29.423	270.7	8:41.413	11	1	1:48.187 B	29.757	41.832	36.598	264.1	19:15.254
	6	1	1:38.789	28.632	40.542	29.615	265.4	10:20.202	12	1	3:39.167	2:24.269	43.691	31.207	172.8	22:54.421
	7	1	1:43.285	29.680	40.902	32.703	266.7	12:03.487	13	1	1:42.546	30.053	41.740	30.753	262.8	24:36.967
	8	1	1:38.471	28.689	40.246	29.536	264.7	13:41.958	14	1	1:39.896	29.085	40.888	29.923	264.1	26:16.863
	9	1	1:47.289 B	29.828	41.014	36.447	267.3	15:29.247	15	1	1:44.086	29.020	41.331	33.735	264.7	28:00.949
	10	1	6:31.704	5:19.443	41.399	30.862	191.8	22:00.951	16	1	1:38.837	28.836	40.307	29.694	264.7	29:39.786
	11	1	1:39.065	28.644	40.817	29.604	268.0	23:40.016	17	1	1:42.066	28.859	40.473	32.734	265.4	31:21.852
	12	1	1:42.265	29.325	41.030	31.910	268.7	25:22.281	18	1	1:40.403	28.866	41.575	29.962	265.4	33:02.255
	13	1	1:52.502 B	29.182	40.753	42.567	265.4	27:14.783	19	1	1:38.663	28.854	40.353	29.456	263.4	34:40.918
	14	1	5:26.019	4:15.273	40.935	29.811	192.2	32:40.802	20	1	1:44.969	30.455	40.965	33.549	267.3	36:25.887
	15	1	1:38.656	28.711	40.380	29.565	266.0	34:19.458	21	1	1:38.476	28.898	40.116	29.462	264.7	38:04.363
	16	1	2:02.240	50.573	41.789	29.878	267.3	36:21.698	22	1	1:40.085	29.345	40.598	30.142	267.3	39:44.448
	17	1	1:46.288	29.243	41.256	35.789	267.3	38:07.986	23	1	1:38.805	28.824	40.496	29.485	266.7	41:23.253
	18	1	1:45.556	31.636	40.986	32.934	266.0	39:53.542								
19	1	1:49.011 B	28.864	40.586	39.561	267.3	41:42.553									
7	Nielsen Racing 1. Anthony WELLS 2. Wayne BOYD							Ligier JS P320 - Nissan LMP3								
	1	1	2:07.864	51.637	43.635	32.592	170.9	2:07.864								
	2	1	1:43.730	29.752	42.106	31.872	262.8	3:51.594								
	3	1	1:41.817	29.494	41.642	30.681	264.1	5:33.411								
	4	1	1:42.458	28.773	41.274	32.411	265.4	7:15.869								
	5	1	1:39.002	28.838	40.287	29.877	266.7	8:54.871								
	6	1	1:39.098	28.560	40.414	30.124	266.0	10:33.969								
	7	1	1:49.305 B	29.388	42.196	37.721	266.7	12:23.274								
	8	1	4:44.569	3:33.511	41.209	29.849	192.9	17:07.843								
	9	1	1:46.592	31.067	44.653	30.872	266.0	18:54.435								
	10	1	1:39.005	28.948	40.504	29.553	264.1	20:33.440								
	11	1	1:41.678	28.883	41.243	31.552	266.7	22:15.118								
	12	1	1:39.318	28.939	40.863	29.516	265.4	23:54.436								
	13	1	1:48.984 B	28.693	42.716	37.575	269.3	25:43.420								
	14	1	6:24.201	5:00.521	43.458	40.222	191.8	32:07.621								
	15	1	1:39.075	28.844	40.299	29.932	264.1	33:46.696								
	16	1	1:39.087	28.773	40.719	29.595	266.0	35:25.783								
	17	1	1:38.884	28.432	40.578	29.874	268.0	37:04.667								
	18	1	1:45.159	29.072	41.307	34.780	265.4	38:49.826								
19	1	1:39.474	28.882	40.639	29.953	264.1	40:29.300									
11	CD Sport 1. Christian SHORT 2. Franck CHAPPARD							Ligier JS P320 - Nissan LMP3								
	1	1	1:59.691	40.471	45.450	33.770	181.5	1:59.691								
	2	1	1:48.108	30.680	42.939	34.489	251.7	3:47.799								
	3	1	1:40.564	29.440	40.812	30.312	260.9	5:28.363								
	4	1	1:38.710	29.066	40.409	29.235	264.1	7:07.073								
	5	1	1:39.490	28.752	40.270	30.468	264.1	8:46.563								
	6	1	1:40.938	28.969	40.855	31.114	262.8	10:27.501								
	7	1	1:38.562	28.709	40.238	29.615	263.4	12:06.063								
	8	1	1:47.174 B	29.755	41.075	36.344	261.5	13:53.237								
	9	1	4:23.946	3:11.506	41.601	30.839	192.2	18:17.183								
	10	1	1:42.410	28.885	40.743	32.782	264.7	19:59.593								
	11	1	1:39.753	28.909	40.901	29.943	263.4	21:39.346								
	12	1	1:54.845	29.245	47.702	37.898	266.0	23:34.191								
	13	1	1:42.964	29.272	41.979	31.713	262.8	25:17.155								
	14	1	1:41.779	29.112	41.277	31.390	263.4	26:58.934								
	15	1	1:51.415 B	29.220	41.391	40.804	264.1	28:50.349								
	16	1	3:26.933	2:12.235	42.146	32.552	140.4	32:17.282								
	17	1	1:39.861	29.252	40.906	29.703	264.7	33:57.143								
	18	1	1:47.511	29.445	41.449	36.617	264.1	35:44.654								
19	1	1:45.291	29.282	41.482	34.527	264.7	37:29.945									
20	1	1:50.172 B	29.594	42.701	37.877	264.1	39:20.117									
12	Kessel Racing 1. Frederic JOUSSET 2. David Cleto FUMANELLI							Ferrari 296 GT3 GT3								
	1	1	2:24.023	1:00.394	48.913	34.716	159.5	2:24.023								
	2	1	1:51.397	32.176	45.007	34.214	253.5	4:15.420								
	3	1	1:49.089	31.524	44.305	33.260	255.3	6:04.509								
	4	1	1:46.547	31.766	43.079	31.702	255.9	7:51.056								
	5	1	1:46.930	31.506	42.897	32.527	258.4	9:37.986								
	6	1	1:45.829	31.193	42.932	31.704	258.4	11:23.815								
	7	1	1:44.737	30.298	42.979	31.460	259.0	13:08.552								
	8	1	1:45.081	30.606	42.624	31.851	258.4	14:53.633								
	9	1	1:44.748	30.491	42.525	31.732	260.2	16:38.381								
	10	1	1:45.312	30.366	43.350	31.596	260.2	18:23.693								

LE MANS CUP

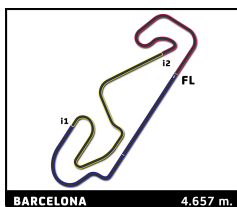


Michelin Le Mans Cup Barcelona Round Bronze Driver Collective Test

Sector Analysis

Lap under Red Flag											Invalidated Lap	Personal Best	Session Best	B Crossing the pit lane	
Lap	D	Time	Sector 1	Sector 2	Sector 3	T. Spd	Elapsed	Lap	D	Time	Sector 1	Sector 2	Sector 3	T. Spd	Elapsed
11	1	1:44.877	30.407	42.928	31.542	260.9	20:08.570	15	1	1:45.177	31.494	42.224	31.459	250.6	37:51.099
12	1	1:44.188	30.415	42.433	31.340	258.4	21:52.758	16	1	1:44.055	29.567	41.371	33.117	262.8	39:35.154
13	1	1:44.378	30.393	42.694	31.291	258.4	23:37.136	17	1	1:58.581 B	30.030	42.044	46.507	260.9	41:33.735
14	1	1:44.997	30.687	42.576	31.734	256.5	25:22.133	18 High Class Racing Porsche 911 GT3 R (992) GT3							
15	1	1:45.997	30.637	43.637	31.723	261.5	27:08.130	1. Nicholas JONES							
16	1	1:45.759	30.630	43.085	32.044	260.2	28:53.889	2. Scott MALVERN							
17	1	1:46.815	30.835	43.365	32.615	259.0	30:40.704	1	1	2:25.645	59.864	49.681	36.100	137.6	2:25.645
18	1	1:45.178	31.007	42.668	31.503	259.6	32:25.882	2	1	1:57.225	36.282	47.119	33.824	211.4	4:22.870
19	1	1:45.134	30.400	43.349	31.385	260.2	34:11.016	3	1	1:47.869	31.184	44.692	31.993	255.9	6:10.739
20	1	1:46.194	30.812	43.586	31.796	259.6	35:57.210	4	1	1:45.685	30.584	43.225	31.876	255.9	7:56.424
21	1	1:45.627	30.645	43.294	31.691	260.2	37:42.837	5	1	1:45.306	30.737	42.818	31.751	256.5	9:41.730
22	1	1:47.429	30.510	42.881	34.038	260.2	39:30.266	6	1	1:46.985	31.614	43.581	31.790	257.8	11:28.715
23	1	1:58.432 B	32.595	43.720	42.117	247.1	41:28.698	7	1	1:45.990	30.650	43.491	31.849	256.5	13:14.705
13 MRacing Ligier JS P320 - Nissan LMP3															
1. Romano RICCI															
2. Alexandre COUGNAUD															
1	1	2:15.525	56.127	47.409	31.989	169.5	2:15.525	8	1	1:48.488	30.637	45.789	32.062	257.8	15:03.193
2	1	1:43.084	30.211	41.984	30.889	259.6	3:58.609	9	1	1:44.884	30.600	43.016	31.268	257.1	16:48.077
3	1	1:41.765	29.666	41.608	30.491	263.4	5:40.374	10	1	1:44.792	30.478	42.827	31.487	257.8	18:32.869
4	1	1:41.948	29.868	41.361	30.719	266.7	7:22.322	11	1	1:58.056 B	30.759	43.133	44.164	257.1	20:30.925
5	1	1:47.554	29.368	45.375	32.811	264.7	9:09.876	12	1	3:40.592	2:12.406	51.329	36.857	154.3	24:11.517
6	1	1:49.497 B	29.890	41.808	37.799	262.1	10:59.373	13	1	1:59.453	37.266	46.376	35.811	253.5	26:10.970
7	1	4:47.084	3:31.163	44.990	30.931	181.2	15:46.457	14	1	1:51.989	31.750	47.375	32.864	253.5	28:02.959
8	1	1:45.403	29.257	40.941	35.205	262.8	17:31.860	15	1	1:46.358	31.020	43.179	32.159	257.8	29:49.317
9	1	1:38.943	28.927	40.308	29.708	264.1	19:10.803	16	1	1:44.821	30.707	42.884	31.230	257.1	31:34.138
10	1	1:38.541	28.707	40.375	29.459	264.1	20:49.344	17	1	1:44.597	30.368	43.079	31.150	258.4	33:18.735
11	1	1:38.893	28.690	40.650	29.553	265.4	22:28.237	18	1	1:44.350	30.389	42.872	31.089	258.4	35:03.085
12	1	1:38.936	28.774	40.357	29.805	266.0	24:07.173	19	1	1:44.274	30.593	42.646	31.035	259.0	36:47.359
13	1	1:50.813 B	28.848	43.498	38.467	265.4	25:57.986	20	1	1:45.475	30.545	42.777	32.153	260.2	38:32.834
14	1	4:07.620	2:56.241	41.712	29.667	192.5	30:05.606	21	1	1:44.026	30.399	42.622	31.005	258.4	40:16.860
15	1	1:39.361	28.867	40.678	29.816	264.7	31:44.967	20 High Class Racing Ligier JS P320 - Nissan LMP3							
16	1	1:39.060	28.952	40.419	29.689	263.4	33:24.027	1. Jens Reno MOLLER							
17	1	1:43.555	28.859	42.338	32.358	266.0	35:07.582	2. Tommy FOSTER							
18	1	1:40.149	28.943	40.474	30.732	263.4	36:47.731	1	1	2:26.762	1:07.925	45.409	33.428	181.2	2:26.762
19	1	1:40.998	28.980	41.570	30.448	266.0	38:28.729	2	1	1:45.924	31.129	43.631	31.164	254.1	4:12.686
20	1	1:38.764	28.754	40.452	29.558	264.7	40:07.493	3	1	1:40.898	29.670	41.243	29.985	259.0	5:53.584
17 IDEC Sport Ligier JS P320 - Nissan LMP3															
1. Patrice LAFARGUE															
2. Dino LUNARDI															
1	1	3:06.476	1:47.085	46.333	33.058	170.9	3:06.476	4	1	1:40.203	29.244	40.902	30.057	259.0	7:33.787
2	1	1:45.041	30.118	42.519	32.404	257.8	4:51.517	5	1	1:42.622	30.297	42.102	30.223	260.9	9:16.409
3	1	2:00.090 B	34.298	44.053	41.739	212.6	6:51.607	6	1	1:39.486	29.114	40.599	29.773	259.0	10:55.895
4	1	10:43.969 B	9:19.508	43.677	40.784	180.6	17:35.576	7	1	1:46.115 B	29.263	40.581	36.271	261.5	12:42.010
5	1	3:11.650	1:53.911	44.387	33.352	161.4	20:47.226	8	1	4:25.228	3:13.423	41.749	30.056	179.7	17:07.238
6	1	1:42.742	29.804	41.659	31.279	260.2	22:29.968	9	1	1:38.789	29.002	40.043	29.744	261.5	18:46.027
7	1	1:43.329	29.415	41.489	32.425	262.8	24:13.297	10	1	1:39.064	28.673	41.189	29.202	257.1	20:25.091
8	1	1:41.946	30.230	41.403	30.313	260.2	25:55.243	11	1	1:38.337	28.410	39.621	30.306	259.6	22:03.428
9	1	1:42.153	29.320	41.560	31.273	263.4	27:37.396	12	1	1:38.432	29.134	39.701	29.597	259.0	23:41.860
10	1	1:41.215	29.278	41.509	30.428	262.1	29:18.611	13	1	1:50.491 B	28.601	40.613	41.277	263.4	25:32.351
11	1	1:43.539	30.965	41.686	30.888	264.1	31:02.150	23 Biogas Motorsport Ferrari 296 GT3 GT3							
12	1	1:41.637	29.499	41.170	30.968	263.4	32:43.787	1. Josep MAYOLA COMADIR							
13	1	1:41.210	29.482	41.201	30.527	263.4	34:24.997	2. Marc CAROL YBARRA							
14	1	1:40.925	29.318	41.053	30.554	264.7	36:05.922	1	1	3:03.106	1:42.399	47.247	33.460	165.9	3:03.106
18 High Class Racing Porsche 911 GT3 R (992) GT3															
1. Nicholas JONES															
2. Scott MALVERN															
1	1	2:25.645	59.864	49.681	36.100	137.6	2:25.645	2	1	1:49.827	31.637	44.259	33.931	259.6	4:52.933
2	1	1:57.225	36.282	47.119	33.824	211.4	4:22.870	3	1	1:48.588	31.493	44.430	32.665	259.6	6:41.521
3	1	1:47.869	31.184	44.692	31.993	255.9	6:10.739	4	1	1:50.897	31.471	45.121	34.305	260.2	8:32.418
4	1	1:45.685	30.584	43.225	31.876	255.9	7:56.424	5	1	2:10.737 B	35.554	48.090	47.093	219.5	10:43.155
5	1	1:45.306	30.737	42.818	31.751	256.5	9:41.730	6	1	4:05.805	2:48.182	44.620	33.003	171.2	14:48.960
6	1	1:46.985	31.614	43.581	31.790	257.8	11:28.715	7	1	1:47.457	31.178	44.145	32.134	262.1	16:36.417
7	1	1:45.990	30.650	43.491	31.849	256.5	13:14.705								
8	1	1:48.488	30.637	45.789	32.062	257.8	15:03.193								
9	1	1:44.884	30.600	43.016	31.268	257.1	16:48.077								
10	1	1:44.792	30.478	42.827	31.487	257.8	18:32.869								
11	1	1:58.056 B	30.759	43.133	44.164	257.1	20:30.925								
12	1	3:40.592	2:12.406	51.329	36.857	154.3	24:11.517								
13	1	1:59.453	37.266	46.376	35.811	253.5	26:10.970								
14	1	1:51.989	31.750	47.375	32.864	253.5	28:02.959								
15	1	1:46.358	31.020	43.179	32.159	257.8	29:49.317								
16	1	1:44.821	30.707	42.884	31.230	257.1	31:34.138								
17	1	1:44.597	30.368	43.079	31.150	258.4	33:18.735								
18	1	1:44.350	30.389	42.872	31.089	258.4	35:03.085								
19	1	1:44.274	30.593	42.646	31.035	259.0	36:47.359								
20	1	1:45.475	30.545	42.777	32.153	260.2	38:32.834								
21	1	1:44.026	30.399	42.622	31.005	258.4	40:16.860								

LE MANS CUP

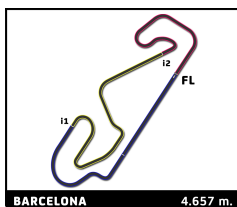


Michelin Le Mans Cup Barcelona Round Bronze Driver Collective Test

Sector Analysis

Lap under Red Flag											Invalidated Lap	Personal Best	Session Best	B Crossing the pit lane	
Lap	D	Time	Sector 1	Sector 2	Sector 3	T. Spd	Elapsed	Lap	D	Time	Sector 1	Sector 2	Sector 3	T. Spd	Elapsed
8	1	1:49.360	31.389	44.087	33.884	262.1	18:25.777	22	1	1:42.771	29.206	42.104	31.461	264.7	40:33.599
9	1	1:47.541	31.387	44.009	32.145	261.5	20:13.318	27 P4 Racing 1.Andrew FERGUSON 2.Louis HAMILTON-SMITH Ligier JS P320 - Nissan LMP3							
10	1	1:50.010	32.534	44.434	33.042	262.1	22:03.328								
11	1	1:47.544	31.276	44.269	31.999	263.4	23:50.872	1	1	3:26.800	1:48.925	56.719	41.156	134.2	3:26.800
12	1	1:48.644	31.169	45.205	32.270	262.1	25:39.516	2	1	2:11.146	37.782	51.128	42.236	213.0	5:37.946
13	1	1:47.019	31.316	43.796	31.907	262.1	27:26.535	3	1	2:00.071	35.480	48.861	35.730	250.6	7:38.017
14	1	1:48.624	31.171	43.551	33.902	261.5	29:15.159	4	1	1:51.518	32.915	45.985	32.618	253.5	9:29.535
15	1	2:05.087 B	35.400	47.561	42.126	257.8	31:20.246	5	1	1:52.174	31.760	46.317	34.097	254.7	11:21.709
24 Steller Motorsport 1.Darren MALKIN 2.Alex AKA Audi R8 LMS GT3							27 P4 Racing 1.Andrew FERGUSON 2.Louis HAMILTON-SMITH Ligier JS P320 - Nissan LMP3								
1	1	5:24.162	3:51.443	56.089	36.630	132.7									
2	1	2:05.525	38.009	53.550	33.966	233.8	7:29.687	7	1	1:44.670			31.379	257.8	14:51.817
3	1	1:51.705	32.397	46.845	32.463	252.9	9:21.392	8	1	1:54.593 B	30.409	42.708	41.476		16:46.410
4	1	1:48.764	32.018	44.600	32.146	240.0	11:10.156	9	1	6:25.388	5:07.476	45.837	32.075	162.4	23:11.798
5	1	1:44.816	30.996	42.672	31.148	256.5	12:54.972	10	1	1:44.720	30.570			257.1	24:56.518
6	1	1:44.241	30.465	42.692	31.084	259.0	14:39.213	11	1	1:43.036	29.897	42.053	31.086		26:39.554
7	1	1:43.934	30.433	42.649	30.852	257.1	16:23.147	12	1	1:42.571	29.775	41.960	30.836	260.2	28:22.125
8	1	1:43.521	30.383	42.261	30.877	257.8	18:06.668	13	1	1:42.196		29.419		260.9	30:04.321
9	1	1:44.175	30.464	42.573	31.138	257.1	19:50.843	14	1	1:47.960	29.884	45.639	32.437		31:52.281
10	1	1:46.529	32.500	42.754	31.275	257.8	21:37.372	15	1	1:43.211	30.103	42.111	30.997		33:35.492
11	1	1:44.324	30.571	42.623	31.130	259.6	23:21.696	16	1	1:42.441	29.682	42.009	30.750	262.1	35:17.933
12	1	1:45.333	30.845	42.366	32.122	259.6	25:07.029	17	1	1:42.308	29.704	41.791	30.813	262.1	37:00.241
13	1	1:45.267	31.106	42.697	31.464	258.4	26:52.296	18	1	1:42.125	29.750	41.752	30.623	262.8	38:42.366
14	1	1:44.960	30.418	43.444	31.098	257.8	28:37.256	19	1	2:02.922 B	29.722	47.997	45.203	262.1	40:45.288
15	1	1:55.806 B	30.521	42.433	42.852	259.0	30:33.062	28 MV2S Racing 1.Romain IANNETTA 2.Kenzie Reiss BEECROFT Ligier JS P320 - Nissan LMP3							
16	1	1:11.579	1:56.858	42.789	31.932	184.6	33:44.641	1	1	3:33.649 B	1:28.962	1:13.399	51.288	97.8	3:33.649
17	1	1:45.758	30.606	43.855	31.297	257.8	35:30.399	2	1	4:57.938	3:38.279	45.690	33.969	169.5	8:31.587
18	1	1:51.266 B	31.039	42.606	37.621	257.8	37:21.665	3	1	1:46.576	31.222	43.352	32.002	254.1	10:18.163
26 Bretton Racing 1.Ben STONE 2.Dan SKOCDOPOLE Ligier JS P320 - Nissan LMP3							28 MV2S Racing 1.Romain IANNETTA 2.Kenzie Reiss BEECROFT Ligier JS P320 - Nissan LMP3								
1	1	3:00.427	1:34.881	50.090	35.456	159.3	3:00.427	4	1	1:47.807	33.245	42.934	31.628	255.9	12:05.970
2	1	1:45.447	30.774	42.669	32.004	255.3	4:45.874	5	1	1:44.126	30.847	42.204	31.075	257.1	13:50.096
3	1	1:41.853	29.346	41.373	31.134	260.2	6:27.727	6	1	1:42.787	30.144	41.907	30.736	257.1	15:32.883
4	1	1:40.657	29.710	41.092	29.855	260.9	8:08.384	7	1	1:42.007	29.868	41.614	30.525	259.6	17:14.890
5	1	1:41.459	29.925	41.566	29.968	262.8	9:49.843	8	1	1:41.525	29.605	41.500	30.420	259.6	18:56.415
6	1	1:44.385	28.886	41.261	34.238	263.4	11:34.228	9	1	1:53.117 B	30.699	44.023	38.395	260.2	20:49.532
7	1	1:43.462	29.128	40.825	33.509	261.5	13:17.690	10	1	6:25.872	5:10.347	42.621	32.904	188.8	27:15.404
8	1	1:51.869	30.785	47.669	33.415	262.1	15:09.559	11	1	1:41.621	29.685	41.475	30.461	258.4	28:57.025
9	1	1:53.852	30.588	44.195	39.069	263.4	17:03.411	12	1	1:42.473	29.462	41.685	31.326	260.9	30:39.498
10	1	1:39.963	29.394	40.809	29.760	261.5	18:43.374	13	1	1:41.976	29.435	41.339	30.302	259.6	32:20.574
11	1	1:44.168	31.022	42.826	30.320	265.4	20:27.542	14	1	1:41.320	29.551	41.525	30.244	260.2	34:01.894
12	1	1:39.706	28.888	40.919	29.899	263.4	22:07.248	15	1	1:41.127	29.456	41.168	30.503	260.2	35:43.021
13	1	1:40.078	28.880	40.983	30.215	264.1	23:47.326	16	1	1:41.321	29.484	41.580	30.257	261.5	37:24.342
14	1	1:39.520	29.001	40.748	29.771	264.7	25:26.846	17	1	1:40.559	29.307	41.325	29.927	261.5	39:04.901
15	1	1:53.503 B	31.455	43.213	38.835	267.3	27:20.349	18	1	1:40.224	29.190	41.028	30.006	260.2	40:45.125
16	1	3:10.237	1:53.805	41.372	35.060	189.8	30:30.586	29 MV2S Racing 1.Clément MORENO 2.Maximus MAYER Ligier JS P320 - Nissan LMP3							
17	1	1:40.222	29.349	40.831	30.042	261.5	32:10.808	1	1	6:13.289	4:52.733	47.658	32.898	174.8	6:13.289
18	1	1:39.858	29.052	40.935	29.871	264.1	33:50.666	2	1	1:44.217	30.539	42.844	30.834	256.5	7:57.506
19	1	1:40.090	29.115	40.957	30.018	263.4	35:30.756	3	1	1:44.383	29.989	42.768	31.626	261.5	9:41.889
20	1	1:40.630	29.482	41.297	29.851	266.0	37:11.386	4	1	1:49.020 B	30.140	41.711	37.169	260.9	11:30.909
21	1	1:39.442	29.035	40.524	29.883	264.7	38:50.828	5	1	2:02.587	49.411	42.167	31.009	191.8	13:33.496
							6 1 1:41.035 29.735 41.312 29.988 259.6 15:14.531								

LE MANS CUP



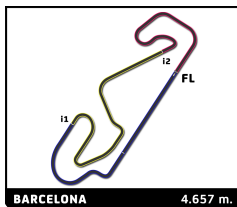
Michelin Le Mans Cup Barcelona Round Bronze Driver Collective Test

Sector Analysis

Lap under Red Flag											Invalidated Lap	Personal Best	Session Best	B Crossing the pit lane	
Lap	D	Time	Sector 1	Sector 2	Sector 3	T. Spd	Elapsed	Lap	D	Time	Sector 1	Sector 2	Sector 3	T. Spd	Elapsed
34 Inter Europol Competition Ligier JS P320 - Nissan LMP3 1. Alexander BUKHANTSOV 2. Rik KOEN															
7	1	1:41.434	29.796	41.142	30.496	262.8	16:55.965	15	1	1:40.396	29.564	41.087	29.745	263.4	32:11.289
8	1	1:39.980	29.360	40.885	29.735	262.1	18:35.945	16	1	1:39.872	29.008	40.987	29.877	266.0	33:51.161
9	1	1:56.233 B	29.221	41.933	45.079	264.1	20:32.178	17	1	1:45.777	30.803	43.844	31.130	265.4	35:36.938
10	1	5:43.215	4:21.628	47.219	34.368	183.4	26:15.393	18	1	1:39.389	29.015	40.735	29.639	263.4	37:16.327
11	1	1:40.849	30.026	41.222	29.601	260.2	27:56.242	19	1	1:39.110	28.848	40.494	29.768	265.4	38:55.437
12	1	1:40.211	28.994	40.830	30.387	262.8	29:36.453	20	1	1:39.737	29.228	40.400	30.109	265.4	40:35.174
13	1	1:43.269	30.039	41.946	31.284	264.1	31:19.722								
14	1	1:40.130	29.682	40.780	29.668	262.1	32:59.852								
15	1	1:39.727	29.064	40.602	30.061	263.4	34:39.579								
16	1	1:41.197	30.148	41.247	29.802	260.2	36:20.776								
17	1	1:42.777	29.298	41.764	31.715	264.7	38:03.553								
18	1	1:45.711 B	29.495	40.775	35.441	260.9	39:49.264								
43 Inter Europol Competition Ligier JS P320 - Nissan LMP3 1. Timothy CRESWICK 2. Sebastian GRAVLUND															
1	1	2:33.781	1:19.015	43.594	31.172	177.9	2:33.781	1	1	1:40.396	29.564	41.087	29.745	263.4	32:11.289
2	1	1:43.728	29.710	42.815	31.203	260.9	4:17.509	2	1	1:43.728	29.710	42.815	31.203	260.9	4:17.509
3	1	1:44.908	30.633	43.269	31.006	265.4	6:02.417	3	1	1:44.908	30.633	43.269	31.006	265.4	6:02.417
4	1	1:40.130	29.246	40.828	30.056	262.1	7:42.547	4	1	1:40.130	29.246	40.828	30.056	262.1	7:42.547
5	1	1:41.202	28.978	42.107	30.117	264.1	9:23.749	5	1	1:41.202	28.978	42.107	30.117	264.1	9:23.749
6	1	1:39.520	29.074	40.939	29.507	264.1	11:03.269	6	1	1:39.520	29.074	40.939	29.507	264.1	11:03.269
7	1	1:39.630	29.021	40.669	29.940	264.7	12:42.899	7	1	1:39.630	29.021	40.669	29.940	264.7	12:42.899
8	1	1:45.428	29.422	43.215	32.791	264.7	14:28.327	8	1	1:45.428	29.422	43.215	32.791	264.7	14:28.327
9	1	1:38.951	28.841	40.490	29.620	263.4	16:07.278	9	1	1:38.951	28.841	40.490	29.620	263.4	16:07.278
10	1	1:39.012	28.813	40.452	29.747	264.1	17:46.290	10	1	1:39.012	28.813	40.452	29.747	264.1	17:46.290
11	1	1:39.440	28.865	40.597	29.978	264.7	19:25.730	11	1	1:39.440	28.865	40.597	29.978	264.7	19:25.730
12	1	1:39.629	29.096	40.442	30.091	264.7	21:05.359	12	1	1:39.629	29.096	40.442	30.091	264.7	21:05.359
13	1	1:44.304	29.248	40.574	34.482	264.1	22:49.663	13	1	1:44.304	29.248	40.574	34.482	264.1	22:49.663
14	1	1:41.576	31.153	40.484	29.939	247.7	24:31.239	14	1	1:41.576	31.153	40.484	29.939	247.7	24:31.239
15	1	1:41.383	29.282	40.737	31.364	264.1	26:12.622	15	1	1:41.383	29.282	40.737	31.364	264.1	26:12.622
16	1	1:47.368 B	29.482	41.171	36.715	265.4	27:59.990	16	1	1:47.368 B	29.482	41.171	36.715	265.4	27:59.990
17	1	3:26.400	2:13.769	41.668	30.963	193.9	31:26.390	17	1	3:26.400	2:13.769	41.668	30.963	193.9	31:26.390
18	1	1:44.335	32.280	41.460	30.595	262.8	33:10.725	18	1	1:44.335	32.280	41.460	30.595	262.8	33:10.725
19	1	1:42.339	30.315	41.567	30.457	263.4	34:53.064	19	1	1:42.339	30.315	41.567	30.457	263.4	34:53.064
20	1	1:41.282	29.453	41.200	30.629	264.1	36:34.346	20	1	1:41.282	29.453	41.200	30.629	264.1	36:34.346
21	1	1:45.096	31.968	41.655	31.473	264.7	38:19.442	21	1	1:45.096	31.968	41.655	31.473	264.7	38:19.442
22	1	1:41.122	29.620	41.115	30.387	264.1	40:00.564	22	1	1:41.122	29.620	41.115	30.387	264.1	40:00.564
44 Team Virage Ligier JS P320 - Nissan LMP3 1. Jamie FALVEY 2. Mihnea STEFAN															
1	1	2:04.233	48.758	43.663	31.812	147.9	2:04.233	1	1	2:04.233	48.758	43.663	31.812	147.9	2:04.233
2	1	1:44.192	30.201	42.028	31.963	258.4	3:48.425	2	1	1:44.192	30.201	42.028	31.963	258.4	3:48.425
3	1	1:41.074	29.645	41.188	30.241	262.1	5:29.499	3	1	1:41.074	29.645	41.188	30.241	262.1	5:29.499
4	1	1:41.281	29.586	41.375	30.320	262.8	7:10.780	4	1	1:41.281	29.586	41.375	30.320	262.8	7:10.780
5	1	1:40.970	29.513	41.202	30.255	263.4	8:51.750	5	1	1:40.970	29.513	41.202	30.255	263.4	8:51.750
6	1	1:41.908	29.930	41.241	30.737	264.7	10:33.658	6	1	1:41.908	29.930	41.241	30.737	264.7	10:33.658
7	1	1:40.839	29.410	41.290	30.139	265.4	12:14.497	7	1	1:40.839	29.410	41.290	30.139	265.4	12:14.497
8	1	1:40.127	29.243	40.926	29.958	264.1	13:54.624	8	1	1:40.127	29.243	40.926	29.958	264.1	13:54.624
9	1	1:40.291	29.260	40.975	30.056	264.1	15:34.915	9	1	1:40.291	29.260	40.975	30.056	264.1	15:34.915
10	1	1:48.554 B	29.383	41.171	38.000	262.8	17:23.469	10	1	1:48.554 B	29.383	41.171	38.000	262.8	17:23.469
11	1	8:02.575	6:45.883	44.746	31.946	145.4	25:26.044	11	1	8:02.575	6:45.883	44.746	31.946	145.4	25:26.044
12	1	1:43.306	30.369	42.355	30.582	259.0	27:09.350	12	1	1:43.306	30.369	42.355	30.582	259.0	27:09.350
13	1	1:40.892	29.481	41.274	30.137	261.5	28:50.242	13	1	1:40.892	29.481	41.274	30.137	261.5	28:50.242
14	1	1:41.334	29.198	40.941	31.195	262.1	30:31.576	14	1	1:41.334	29.198	40.941	31.195	262.1	30:31.576
15	1	1:47.066	29.301	44.997	32.768	264.7	32:18.642	15	1	1:47.066	29.301	44.997	32.768	264.7	32:18.642
16	1	1:39.465	29.083	40.536	29.846	262.8	33:58.107	16	1	1:39.465	29.083	40.536	29.846	262.8	33:58.107
17	1	1:44.091	29.073	43.953	31.065	262.8	35:42.198	17	1	1:44.091	29.073	43.953	31.065	262.8	35:42.198
18	1	1:39.524	29.078	40.655	29.791	261.5	37:21.722	18	1	1:39.524	29.078	40.655	29.791	261.5	37:21.722
19	1	1:39.028	28.949	40.583	29.496	263.4	39:00.750	19	1	1:39.028	28.949	40.583	29.496	263.4	39:00.750
42 Steller Motorsport Duqueine M30 - D08 - Nissan LMP3 1. Sylvain GUINTOLI 2. Sennan FIELDING															
1	1	2:45.691	1:23.588	48.556	33.547	160.5	2:45.691								
2	1	1:46.840	32.193	43.348	31.299	238.9	4:32.531								
3	1	1:42.696	30.040	42.045	30.611	257.1	6:15.227								
4	1	1:43.971	30.252	43.166	30.553	264.1	7:59.198								
5	1	1:42.903	29.542	41.891	31.470	264.7	9:42.101								
6	1	1:54.369	34.438	44.910	35.021	265.4	11:36.470								
7	1	1:41.723	29.722	41.230	30.771	262.8	13:18.193								
8	1	1:41.417	29.361	41.952	30.104	262.8	14:59.610								
9	1	1:41.089	29.279	41.083	30.727	263.4	16:40.699								
10	1	1:43.257	29.311	42.186	31.760	266.0	18:23.956								
11	1	2:10.030 B	34.142	46.852	49.036	265.4	20:33.986								
12	1	6:29.709	5:06.072	48.049	35.588	130.3	27:03.695								
13	1	1:45.711	32.317	42.652	30.742	228.8	28:49.406								
14	1	1:41.487	29.422	41.106	30.959	259.6	30:30.893								



LE MANS CUP



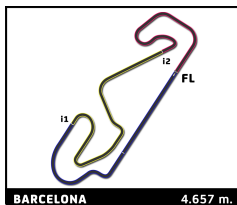
Michelin Le Mans Cup Barcelona Round Bronze Driver Collective Test

Sector Analysis

Lap under Red Flag											Invalidated Lap	Personal Best	Session Best	B Crossing the pit lane		
Lap	D	Time	Sector 1	Sector 2	Sector 3	T. Spd	Elapsed	Lap	D	Time	Sector 1	Sector 2	Sector 3	T. Spd	Elapsed	
50		Reiter Engineering					Ligier JS P320 - Nissan					LMP3				
		1.Horst FELBERMAYR														
		2.Moritz LÖHNER														
20	1	1:39.108	28.919	40.386	29.803	264.1	40:39.858									
1	1	2:07.693	49.418	45.613	32.662	149.4	2:07.693									
2	1	1:47.760	30.766	42.307	34.687	258.4	3:55.453									
3	1	1:41.549	29.293	41.305	30.951	264.1	5:37.002									
4	1	1:40.564	29.438	40.845	30.281	262.8	7:17.566									
5	1	1:47.072	31.590	44.976	30.506	266.0	9:04.638									
6	1	1:39.899	29.157	40.766	29.976	264.1	10:44.537									
7	1	1:39.745	28.967	40.856	29.922	266.0	12:24.282									
8	1	1:39.400	28.837	40.619	29.944	266.0	14:03.682									
9	1	1:52.076	31.663	49.822	30.591	268.0	15:55.758									
10	1	1:40.010	29.442	40.796	29.772	264.1	17:35.768									
11	1	1:38.972	28.844	40.507	29.621	265.4	19:14.740									
12	1	1:39.683	28.881	40.734	30.068	267.3	20:54.423									
13	1	1:39.452	29.095	40.638	29.719	266.0	22:33.875									
14	1	1:40.497	28.911	40.225	31.361	266.7	24:14.372									
15	1	1:51.095	33.751	46.202	31.142	260.2	26:05.467									
16	1	1:42.797	28.976	40.801	33.020	266.0	27:48.264									
17	1	1:39.170	28.705	40.400	30.065	267.3	29:27.434									
18	1	1:39.752	28.971	41.064	29.717	266.0	31:07.186									
19	1	1:41.617	28.850	40.601	32.166	268.7	32:48.803									
20	1	1:47.339	34.675	42.750	29.914	184.9	34:36.142									
21	1	2:02.981	31.155	56.059	35.767	267.3	36:39.123									
22	1	1:41.668	29.130	40.788	31.750	264.7	38:20.791									
23	1	1:40.414	29.018	41.081	30.315	267.3	40:01.205									
51		AF Corse					Ferrari 296 GT3					GT3				
		1.Matthew KURZEJEWSKI														
		2.Alessandro BALZAN														
1	1	2:27.369	1:07.598	45.932	33.839	167.4	2:27.369									
2	1	1:48.532	33.442	43.006	32.084	215.1	4:15.901									
3	1	1:48.637	31.274	44.651	32.712	257.8	6:04.538									
4	1	1:44.270	30.731	42.504	31.035	254.7	7:48.808									
5	1	1:43.127	30.103	41.932	31.092	259.0	9:31.935									
6	1	1:44.571	30.228	42.923	31.420	257.8	11:16.506									
7	1	1:42.600	29.989	41.958	30.653	260.9	12:59.106									
8	1	1:43.362	30.566	42.026	30.770	260.9	14:42.468									
9	1	1:42.906	29.966	42.100	30.840	261.5	16:25.374									
10	1	1:44.078	31.036	42.087	30.955	247.1	18:09.452									
11	1	1:43.434	30.143	42.382	30.909	260.9	19:52.886									
12	1	1:42.739	30.078	41.806	30.855	262.1	21:35.625									
13	1	1:43.810	30.649	42.037	31.124	257.1	23:19.435									
14	1	1:43.341	30.196	42.053	31.092	260.2	25:02.776									
15	1	1:51.058B	30.433	42.751	37.874	260.2	26:53.834									
16	1	4:32.456	3:14.600	44.576	33.280	167.7	31:26.290									
17	1	1:49.575	32.264	44.248	33.063	259.6	33:15.865									
18	1	1:45.902	31.135	42.985	31.782	260.2	35:01.767									
19	1	1:44.330	30.207	43.084	31.039	259.0	36:46.097									
20	1	1:44.422	30.337	42.753	31.332	261.5	38:30.519									
21	1	1:42.967	30.175	41.977	30.815	260.9	40:13.486									
58		GG Classics					Ligier JS P320 - Nissan					LMP3				
		1.George NAKAS														
		2.Fraser ROSS														
1	1	2:26.520	1:04.382	47.249	34.889	161.4	2:26.520									
2	1	1:49.194	33.527	43.102	32.565	199.3	4:15.714									
3	1	1:49.265	34.182	42.606	32.477	208.1	6:04.979									
4	1	1:49.445	31.797	46.042	31.606	238.9	7:54.424									
5	1	1:44.237	30.671	42.146	31.420	260.2	9:38.661									
6	1	1:45.683	32.098	42.127	31.458	250.0	11:24.344									
7	1	1:45.250	30.537	42.789	31.924	260.2	13:09.594									
8	1	1:45.232	31.120	42.740	31.372	261.5	14:54.826									
9	1	1:47.884	30.339	43.486	34.059	262.8	16:42.710									
10	1	1:46.309	30.706	44.004	31.599	260.9	18:29.019									
11	1	1:59.995B	31.336	43.935	44.724	260.9	20:29.014									
12	1	4:15.522	2:59.430	43.763	32.329	114.8	24:44.536									
13	1	1:45.470	30.621	42.814	32.035	261.5	26:30.006									
14	1	1:44.219	30.505	41.928	31.786	260.2	28:14.225									
15	1	1:44.337	29.993	43.126	31.218	262.1	29:58.562									
16	1	1:43.136	30.100	41.824	31.212	262.1	31:41.698									
17	1	1:44.182	30.805	42.056	31.321	262.1	33:25.880									
18	1	1:44.326	30.152	42.060	32.114	262.8	35:10.206									
19	1	1:43.799	30.233	41.842	31.724	260.2	36:54.005									
20	1	1:43.258	30.027	41.995	31.236	262.1	38:37.263									
21	1	1:43.191	30.579	41.669	30.943	262.1	40:20.454									
59		Team Virage					Ligier JS P320 - Nissan					LMP3				
		1.Oscar BITTAR														
		2.Ricardo GRACIA FILHO														
1	1	2:03.562	44.110	47.220	32.232	168.5	2:03.562									
2	1	1:45.622	30.030	42.396	33.196	258.4	3:49.184									
3	1	1:41.816	29.706	41.276	30.834	261.5	5:31.000									
4	1	1:41.778	29.459	42.140	30.179	262.8	7:12.778									
5	1	1:43.345	29.862	42.405	31.078	263.4	8:56.123									
6	1	1:42.043	29.594	41.674	30.775	263.4	10:38.166									
7	1	1:41.798	30.242	41.563	29.993	263.4	12:19.964									
8	1	1:41.069	29.405	41.283	30.381	262.8	14:01.033									
9	1	1:40.636	29.500	41.199	29.937	262.8	15:41.669									
10	1	1:40.401	29.249	41.049	30.103	262.8	17:22.070									
11	1	1:40.760	29.240	41.465	30.055	263.4	19:02.830									
12	1	1:49.329B	29.472	41.761	38.096	264.1	20:52.159									
13	1	4:53.133	3:28.538	50.258	34.337	145.2	25:45.292									
14	1	1:46.109	31.470	43.775	30.864	235.3	27:31.401									
15	1	1:41.582	29.565	41.189	30.828	261.5	29:12.983									
16	1	1:38.515	28.798	40.491	29.226	262.1	30:51.498									
17	1	1:37.615	28.629	39.987	28.999	264.7	32:29.113									
18	1	1:39.231	28.517	41.408	29.306	266.0	34:08.344									
19	1	1:37.410	28.464	40.033	28.913	264.7	35:45.754									
20	1	1:51.778	28.654	44.784	38.340	266.7	37:37.532									
21	1	1:37.469	28.605	40.000	28.864	263.4	39:15.001									
22	1	1:47.092B	30.199	40.388	36.505	266.0	41:02.093									
62		Bretton Racing					Ligier JS P320 - Nissan					LMP3				
		1.Georgios KOLOVOS														
		2.Axel GNOS														
1	1	3:42.442	2:22.229	46.342	33.871	152.5	3:42.442									



LE MANS CUP



Michelin Le Mans Cup
Barcelona Round
Bronze Driver Collective Test

Sector Analysis

Lap under Red Flag Invalidated Lap Personal Best Session Best B Crossing the pit lane

Lap	D	Time	Sector 1	Sector 2	Sector 3	T. Spd	Elapsed	Lap	D	Time	Sector 1	Sector 2	Sector 3	T. Spd	Elapsed
2	1	2:01.174	36.396	51.700	33.078	232.3	5:43.616	12	1	1:39.349	28.982	40.584	29.783	263.4	28:07.062
3	1	1:48.291	31.810	44.310	32.171	248.3	7:31.907	13	1	1:40.393	28.871	41.236	30.286	262.8	29:47.455
4	1	1:47.176	31.580	43.942	31.654	254.1	9:19.083	14	1	1:39.261	28.922	40.233	30.106	263.4	31:26.716
5	1	1:46.289	30.378	44.852	31.059	259.0	11:05.372	15	1	1:49.388	34.606	43.664	31.118	260.2	33:16.104
6	1	1:46.457	30.421	43.190	32.846	259.0	12:51.829	16	1	1:39.054	29.075	40.331	29.648	263.4	34:55.158
7	1	1:41.223	29.392	41.528	30.303	259.0	14:33.052	17	1	1:39.639	28.862	40.579	30.198	264.1	36:34.797
8	1	1:39.976	29.065	41.217	29.694	261.5	16:13.028	18	1	1:43.837	30.549	40.950	32.338	264.7	38:18.634
9	1	1:39.183	28.908	40.595	29.680	262.8	17:52.211	19	1	1:39.575	29.018	40.573	29.984	264.1	39:58.209
10	1	1:39.825	28.931	40.851	30.043	262.8	19:32.036	20	1	1:52.201 B	28.896	41.264	42.041	264.7	41:50.410
11	1	1:49.331 B	29.286	40.971	39.074	260.9	21:21.367								
12	1	4:29.506	3:13.143	44.108	32.255	174.2	25:50.873								
13	1	1:43.950	30.771	42.108	31.071	248.3	27:34.823								
14	1	1:42.289	29.318	41.717	31.254	259.6	29:17.112								
15	1	1:39.859	29.618	40.553	29.688	258.4	30:56.971								
16	1	1:38.526	28.919	40.326	29.281	263.4	32:35.497								
17	1	1:38.010	28.582	40.051	29.377	263.4	34:13.507								
18	1	1:40.654	28.473	42.477	29.704	266.0	35:54.161								
19	1	1:38.808	28.819	40.307	29.682	264.1	37:32.969								
20	1	1:38.109	28.668	40.077	29.364	263.4	39:11.078								
21	1	1:38.755	28.731	40.449	29.575	264.7	40:49.833								

66 Rinaldi Racing
1. Steve PARROW
2. Daniel KEILWITZ
Ligier JS P320 - Nissan LMP3

1	1	3:28.781	2:08.937	44.035	35.809	169.5	3:28.781
2	1	1:45.015	30.705	43.051	31.259	259.6	5:13.796
3	1	1:41.727	29.376	41.723	30.628	262.1	6:55.523
4	1	1:41.416	29.361	41.475	30.580	264.1	8:36.939
5	1	1:41.691	29.577	41.362	30.752	264.7	10:18.630
6	1	1:41.886	30.302	41.354	30.230	266.7	12:00.516
7	1	1:40.216	29.149	41.066	30.001	264.7	13:40.732
8	1	1:42.093	30.337	41.278	30.478	266.7	15:22.825
9	1	1:41.050	29.612	41.082	30.356	264.7	17:03.875
10	1	1:41.982	29.992	41.324	30.666	268.0	18:45.857
11	1	1:46.275	31.842	42.829	31.604	214.3	20:32.132
12	1	1:44.494	29.359	42.913	32.222	263.4	22:16.626
13	1	1:52.747 B	31.261	42.390	39.096	266.0	24:09.373
14	1	4:50.144	3:38.176	41.514	30.454	170.9	28:59.517
15	1	1:41.223	29.275	40.907	31.041	265.4	30:40.740
16	1	1:51.609 B	29.794	41.136	40.679	263.4	32:32.349

67 Haegeli by T2 Racing
1. Pieder DECURTINS
2. Samir BEN
Duqueine M30 - D08 - Nissan LMP3

1	1	2:37.583 B	1:09.628	45.467	42.488	173.1	2:37.583
2	1	4:10.597	2:53.022	46.769	30.806	187.8	6:48.180
3	1	1:41.589	29.462	41.015	31.112	259.6	8:29.769
4	1	1:39.471	29.126	40.590	29.755	260.9	10:09.240
5	1	1:39.401	28.937	40.611	29.853	262.8	11:48.641
6	1	1:39.739	29.264	40.617	29.858	262.8	13:28.380
7	1	1:48.770 B	28.923	40.652	39.195	264.7	15:17.150
8	1	6:08.152	4:49.133	47.518	31.501	176.5	21:25.302
9	1	1:41.140	29.530	41.501	30.109	260.9	23:06.442
10	1	1:40.291	29.029	40.589	30.673	262.1	24:46.733
11	1	1:40.980	29.414	41.502	30.064	260.2	26:27.713

71 Rinaldi Racing
1. Stefan AUST
2. Felipe FERNANDEZ-LASER
Ligier JS P320 - Nissan LMP3

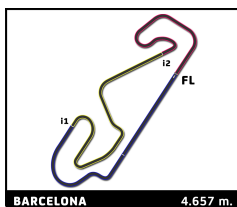
1	1	2:38.264	1:17.720	47.750	32.794	95.1	2:38.264
2	1	1:45.352	30.723	42.911	31.718	254.1	4:23.616
3	1	1:43.155	30.359	42.138	30.658	259.6	6:06.771
4	1	1:44.639	30.531	42.769	31.339	261.5	7:51.410
5	1	1:42.804	30.185	42.305	30.314	264.1	9:34.214
6	1	1:41.480	29.218	41.745	30.517	262.1	11:15.694
7	1	1:40.334	29.073	41.028	30.233	262.1	12:56.028
8	1	1:39.922	29.234	40.775	29.913	262.8	14:35.950
9	1	1:40.415	29.139	40.876	30.400	262.8	16:16.365
10	1	1:47.960 B	29.211	41.229	37.520	261.5	18:04.325
11	1	4:46.614	3:21.456	50.363	34.795	151.7	22:50.939
12	1	1:55.940	34.721	46.877	34.342	201.5	24:46.879
13	1	1:47.555	31.590	43.883	32.082	241.6	26:34.434
14	1	1:40.945	29.326	41.487	30.132	260.9	28:15.379
15	1	1:40.440	29.120	41.510	29.810	263.4	29:55.819
16	1	1:41.944	28.747	40.582	32.615	264.1	31:37.763
17	1	1:45.314	31.462	41.046	32.806	244.9	33:23.077
18	1	1:40.144	28.724	40.694	30.726	263.4	35:03.221
19	1	1:40.293	29.020	41.354	29.919	261.5	36:43.514
20	1	1:39.247	28.995	40.522	29.730	262.1	38:22.761
21	1	1:39.066	28.794	40.481	29.791	265.4	40:01.827

74 Kessel Racing
1. Andrew GILBERT
2. Fran RUEDA MATEOS
Ferrari 296 GT3 GT3

1	1	2:46.713	1:27.136	46.022	33.555	151.0	2:46.713
2	1	1:48.639	32.176	43.929	32.534	244.3	4:35.352
3	1	1:45.943	30.827	43.195	31.921	255.9	6:21.295
4	1	1:45.828	31.099	43.029	31.700	251.7	8:07.123
5	1	1:55.282 B	31.456	43.190	40.636	257.8	10:02.405
6	1	3:37.731	2:18.259	46.080	33.392	150.4	13:40.136
7	1	1:47.153	31.990	43.575	31.588	255.9	15:27.289
8	1	1:45.079	30.729	42.906	31.444	258.4	17:12.368
9	1	1:43.778	30.344	42.301	31.133	257.8	18:56.146
10	1	1:43.840	30.283	42.490	31.067	259.6	20:39.986
11	1	1:43.096	30.101	41.835	31.160	257.8	22:23.082
12	1	1:51.140	29.883	42.154	39.103	259.0	24:14.222
13	1	1:46.902	32.517	42.529	31.856	254.1	26:01.124
14	1	1:43.137	30.190	42.139	30.808	259.0	27:44.261
15	1	1:43.037	29.990	41.961	31.086	260.2	29:27.298
16	1	1:44.814	30.268	42.209	32.337	257.8	31:12.112
17	1	1:44.146	30.130	42.226	31.790	259.6	32:56.258

LE MANS CUP

Michelin Le Mans Cup Barcelona Round Bronze Driver Collective Test



Sector Analysis

											Lap under Red Flag	Invalidated Lap	Personal Best	Session Best	Crossing the pit lane						
Lap	D	Time	Sector 1	Sector 2	Sector 3	T. Spd	Elapsed	Lap	D	Time	Sector 1	Sector 2	Sector 3	T. Spd	Elapsed						
77 Team Thor Ligier JS P320 - Nissan LMP3																					
1. Audunn GUDMUNDSSON																					
2. Colin NOBLE																					
1	1	2:34.202	1:19.045	44.331	30.826	157.7	2:34.202	1	1	2:25.488	1:01.184	48.924	35.380	166.2	2:25.488						
2	1	1:42.800	29.704	42.399	30.697	260.2	4:17.002	2	1	1:53.926	35.597	45.295	33.034	219.1	4:19.414						
3	1	1:43.044	30.162	42.909	29.973	262.8	6:00.046	3	1	1:46.775	31.777	43.443	31.555	258.4	6:06.189						
4	1	1:40.669	29.221	41.160	30.288	263.4	7:40.715	4	1	1:44.988	30.731	42.787	31.470	263.4	7:51.177						
5	1	1:41.018	29.674	41.292	30.052	263.4	9:21.733	5	1	1:44.287	30.240	42.315	31.732	259.6	9:35.464						
6	1	1:40.723	28.946	41.606	30.171	262.8	11:02.456	6	1	1:43.293	30.000	42.157	31.136	262.1	11:18.757						
7	1	1:39.965	29.152	40.890	29.923	262.8	12:42.421	7	1	1:52.120 B	30.230	42.940	38.950	262.8	13:10.877						
8	1	1:57.354 B	29.540	40.780	47.034	262.8	14:39.775	8	1	4:29.653	3:15.534	43.307	30.812	179.7	17:40.530						
9	1	4:52.066	3:29.338	49.295	33.433	181.8	19:31.841	9	1	1:42.064	29.913	41.762	30.389	262.1	19:22.594						
10	1	1:48.477	33.034	44.067	31.376	233.8	21:20.318	10	1	1:40.685	29.438	41.074	30.173	262.1	21:03.279						
11	1	1:38.726	29.078	40.261	29.387	261.5	22:59.044	11	1	1:40.163	29.223	40.792	30.148	266.0	22:43.442						
12	1	1:55.007	32.356	51.523	31.128	264.1	24:54.051	12	1	1:43.562	29.525	43.053	30.984	266.0	24:27.004						
13	1	1:38.202	28.649	40.021	29.532	262.1	26:32.253	13	1	1:40.732	28.986	41.584	30.162	264.1	26:07.736						
14	1	1:40.922	28.677	41.676	30.569	264.1	28:13.175	14	1	1:42.026	29.654	40.980	31.392	266.0	27:49.762						
15	1	1:38.162	28.602	40.060	29.500	263.4	29:51.337	15	1	1:39.635	29.059	40.670	29.906	264.7	29:29.397						
16	1	1:48.667	28.968	47.750	31.949	266.0	31:40.004	16	1	1:44.432	28.805	42.029	33.598	266.7	31:13.829						
17	1	1:53.651	33.510	47.540	32.601	262.8	33:33.655	17	1	1:40.882	29.013	41.641	30.228	266.0	32:54.711						
18	1	1:38.586	28.789	40.215	29.582	264.1	35:12.241	18	1	1:39.133	28.858	40.573	29.702	264.7	34:33.844						
19	1	1:45.825	31.066	43.707	31.052	264.7	36:58.066	19	1	1:40.360	30.245	40.690	29.425	267.3	36:14.204						
20	1	1:39.383	29.006	40.466	29.911	263.4	38:37.449	20	1	1:38.317	28.622	40.336	29.359	264.7	37:52.521						
21	1	1:40.892	29.587	41.086	30.219	266.0	40:18.341	21	1	1:39.246	28.753	40.819	29.674	268.7	39:31.767						
22	1	1:55.821 B	29.248	43.587	42.986	265.4	41:27.588	22	1	1:55.821 B	29.248	43.587	42.986	265.4	41:27.588						
85 R-ace GP Duqueine M30 - D08 - Nissan LMP3																					
1. Fabien MICHAL																					
2. Hadrien DAVID																					
1	1	1:38.712	...	51.782	34.271	112.5	1:38.712	1	1	1:38.712	...	51.782	34.271	112.5	1:38.712						
2	1	1:45.155	31.825	42.330	31.000	227.8	13:23.867	2	1	1:45.155	31.825	42.330	31.000	227.8	13:23.867						
3	1	1:44.303	29.814	41.804	32.685	259.6	15:08.170	3	1	1:44.303	29.814	41.804	32.685	259.6	15:08.170						
4	1	1:46.769	30.928	42.020	33.821	266.0	16:54.939	4	1	1:46.769	30.928	42.020	33.821	266.0	16:54.939						
5	1	1:38.085	28.923	39.860	29.302	265.4	18:33.024	5	1	1:38.085	28.923	39.860	29.302	265.4	18:33.024						
6	1	1:40.849	28.553	42.653	29.643	267.3	20:13.873	6	1	1:40.849	28.553	42.653	29.643	267.3	20:13.873						
7	1	1:45.635	29.773	42.989	32.873	268.7	21:59.508	7	1	1:45.635	29.773	42.989	32.873	268.7	21:59.508						
8	1	1:37.962	28.503	40.033	29.426	266.7	23:37.470	8	1	1:37.962	28.503	40.033	29.426	266.7	23:37.470						
9	1	1:43.690	28.887	41.555	33.248	268.7	25:21.160	9	1	1:43.690	28.887	41.555	33.248	268.7	25:21.160						
10	1	1:38.559	28.822	40.240	29.497	264.7	26:59.719	10	1	1:38.559	28.822	40.240	29.497	264.7	26:59.719						
11	1	1:48.548 B	29.530	41.454	37.564	267.3	28:48.267	11	1	1:48.548 B	29.530	41.454	37.564	267.3	28:48.267						
87 COOL Racing Ligier JS P320 - Nissan LMP3																					
1. James SWEETNAM																					
2. Adrien CLOSMENIL																					
1	1	2:25.751	1:04.014	46.302	35.435	170.3	2:25.751	1	1	2:25.751	1:04.014	46.302	35.435	170.3	2:25.751						
2	1	1:46.150	30.811	44.636	30.703	257.1	4:11.901	2	1	1:46.150	30.811	44.636	30.703	257.1	4:11.901						
3	1	1:45.687	29.879	41.593	34.215	262.1	5:57.588	3	1	1:45.687	29.879	41.593	34.215	262.1	5:57.588						
4	1	1:42.258	29.749	41.926	30.583	262.1	7:39.846	4	1	1:42.258	29.749	41.926	30.583	262.1	7:39.846						
5	1	1:45.299	30.394	43.357	31.548	264.1	9:25.145	5	1	1:45.299	30.394	43.357	31.548	264.1	9:25.145						
6	1	1:43.327	30.025	42.697	30.605	263.4	11:08.472	6	1	1:43.327	30.025	42.697	30.605	263.4	11:08.472						
7	1	1:42.209	29.619	41.797	30.793	264.1	12:50.681	7	1	1:42.209	29.619	41.797	30.793	264.1	12:50.681						
8	1	1:50.563 B	29.826	41.874	38.863	262.8	14:41.244	8	1	1:50.563 B	29.826	41.874	38.863	262.8	14:41.244						
9	1	4:29.231	3:13.102	44.648	31.481	184.3	19:10.475	9	1	4:29.231	3:13.102	44.648	31.481	184.3	19:10.475						
10	1	1:47.912	31.257	42.403	34.252	231.8	20:58.387	10	1	1:47.912	31.257	42.403	34.252	231.8	20:58.387						
11	1	1:44.653	29.431	41.120	34.102	263.4	22:43.040	11	1	1:44.653	29.431	41.120	34.102	263.4	22:43.040						
12	1	1:40.075	29.430	40.885	29.760	262.1	24:23.115	12	1	1:40.075	29.430	40.885	29.760	262.1	24:23.115						
13	1	1:59.452	30.832	45.805	42.815	265.4	26:22.567	13	1	1:59.452	30.832	45.805	42.815	265.4	26:22.567						
14	1	1:40.841	29.530	41.260	30.051	262.1	28:03.408	14	1	1:40.841	29.530	41.260	30.051	262.1	28:03.408						
83 Iron Dames Lamborghini Huracan GT3 EVO2 GT3																					
1. Celia MARTIN																					
2. Karen GAILLARD																					
1	1	3:27.056	1:59.564	50.605	36.887	170.3	3:27.056	1	1	3:27.056	1:59.564	50.605	36.887	170.3	3:27.056						
2	1	1:51.228	32.440	45.074	33.714	253.5	5:18.284	2	1	1:51.228	32.440	45.074	33.714	253.5	5:18.284						
3	1	1:44.316	30.428	42.638	31.250	255.9	7:02.600	3	1	1:44.316	30.428	42.638	31.250	255.9	7:02.600						
4	1	1:43.872	30.644	42.263	30.965	258.4	8:46.472	4	1	1:43.872	30.644	42.263	30.965	258.4	8:46.472						
5	1	1:45.378	30.606	42.639	32.133	246.6	10:31.850	5	1	1:45.378	30.606	42.639	32.133	246.6	10:31.850						
6	1	2:00.456	39.334	46.474	34.648	168.2	12:32.306	6	1	2:00.456	39.334	46.474	34.648	168.2	12:32.306						
7	1	1:43.550	30.295	42.108	31.147	257.1	14:15.856	7	1	1:43.550	30.295	42.108	31.147	257.1	14:15.856						
8	1	1:43.366	30.227	42.037	31.102	259.0	15:59.222	8	1	1:43.366	30.227	42.037	31.102	259.0	15:59.222						
9	1	1:43.069	30.112	41.977	30.980	258.4	17:42.291	9	1	1:43.069	30.112	41.977	30.980	258.4	17:42.291						
10	1	1:49.381 B	30.268	42.349	36.764	259.0	19:31.672	10	1	1:49.381 B	30.268	42.349	36.764	259.0	19:31.672						
11	1	4:31.584	3:17.148	43.143	31.293	186.9	24:03.256	11	1	4:31.584	3:17.148	43.143	31.293	186.9	24:03.256						
12	1	1:44.241	30.624	42.417	31.200	257.8	25:47.497	12	1	1:44.241	30.624	42.417	31.200	257.8	25:47.497						
13	1	1:45.269	30.515	43.406	31.348	257.8	27:32.766	13	1	1:45.269	30.515	43.406	31.348	257.8	27:32.766						
14	1	1:44.285	30.409	42.487	31.389	257.8	29:17.051	14	1	1:44.285	30.409	42.487	31.389	257.8	29:17.051						
15	1	1:45.006	31.147	42.599	31.260	241.1	31:02.057	15	1	1:45.006	31.147	42.599	31.260	241.1	31:02.057						
16	1	1:45.944	31.258	42.918	31.768	240.5	32:48.001	16	1	1:45.944	31.258	42.918	31.768	240.5	32:48.001						
17	1	1:44.329	30.467	42.514	31.348	258.4	34:32.330	17	1	1:44.329	30.467	42.514	31.348	258.4	34:32.330						
18	1	1:46.436	31.855	43.398	31.183	242.7	36:18.766	18	1	1:46.436	31.855	43.398	31.183	242.7	36:18.766						
19	1	1:44.742	30.575	42.469	31.698	258.4	38:03.508	19	1	1:44.742	30.575	42.469	31.698	258.4	38:03.508						
20	1	1:45.385	31.459	42.596	31.330	244.3	39:48.893	20	1												

