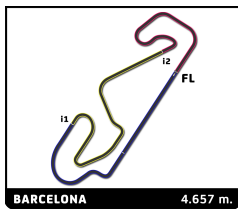




LE MANS CUP



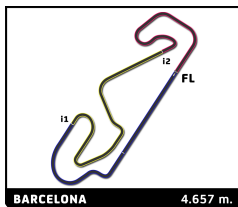
Michelin Le Mans Cup Barcelona Round Free Practice 2

Sector Analysis

Lap under Red Flag							Invalidated Lap		Personal Best		Session Best		B Crossing the pit lane		
Lap	D	Time	Sector 1	Sector 2	Sector 3	T. Spd	Elapsed	Lap	D	Time	Sector 1	Sector 2	Sector 3	T. Spd	Elapsed
2 CD Sport							Ligier JS P320 - Nissan								
1.Shahan SARKISSIAN							LMP3								
2.Willyam GOSSELIN															
1	2	2:19.937	1:05.004	43.577	31.356	183.1	2:19.937	5	2	1:40.166	29.490	40.993	29.683	254.1	31:44.804
2	2	1:42.874	30.989	41.622	30.263	259.6	4:02.811	6	2	1:39.627	28.996	40.838	29.793	263.4	33:24.431
3	2	1:40.778	29.235	41.238	30.305	264.7	5:43.589	7	2	1:39.321	29.215	40.611	29.495	262.1	35:03.752
4	2	2:06.005 B	29.396	41.101	55.508	265.4	7:49.594	8	2	1:41.295	29.046	41.000	31.249	265.4	36:45.047
5	2	23:07.551	...	46.146	31.609	188.2	30:57.145	9	2	1:39.239	28.843	40.971	29.425	265.4	38:24.286
6	2	1:40.962	29.137	41.205	30.620	263.4	32:38.107	10	2	1:39.067	28.887	40.396	29.784	265.4	40:03.353
7	2	1:40.675	29.275	41.154	30.246	266.7	34:18.782	11	2	1:38.807	28.734	40.408	29.665	264.7	41:42.160
8	2	1:39.506	29.041	40.728	29.737	266.0	35:58.288	12	2	1:38.816	28.708	40.259	29.849	266.0	43:20.976
9	2	1:39.326	28.883	40.672	29.777	266.0	37:37.614	13	2	1:39.438	29.151	40.545	29.742	266.0	45:00.414
10	2	1:39.540	28.838	40.954	29.748	267.3	39:17.154	14	2	1:40.735	29.193	41.661	29.881	265.4	46:41.149
11	2	1:46.807 B	28.892	41.683	36.232	268.7	41:03.961	15	2	1:39.145	28.954	40.451	29.740	264.7	48:20.294
12	2	4:30.188 B	3:13.047	41.475	35.666	190.8	45:34.149	16	2	1:42.103	29.303	41.625	31.175	267.3	50:02.397
13	1	4:25.461	3:12.848	42.137	30.476	155.6	49:59.610	17	2	1:45.463 B	29.004	40.675	35.784	264.7	51:47.860
14	1	1:41.338	29.187	41.808	30.343	264.7	51:40.948	18	2	4:25.073 B	3:08.629	40.665	35.779	192.5	56:12.933
15	1	1:40.819	29.145	41.153	30.521	265.4	53:21.767	19	1	3:26.721	2:13.331	42.443	30.947	193.2	59:39.654
16	1	1:40.799	29.240	41.534	30.025	266.0	55:02.566	20	1	3:29.210 B	1:06.099	1:23.247	59.864	65.4	1:03:08.864
17	1	1:42.641	29.181	42.247	31.213	267.3	56:45.207								
18	1	1:40.291	29.141	41.176	29.974	266.7	58:25.498								
19	1	2:06.957 B	29.173	41.630	56.154	267.3	1:00:32.455								
7 Nielsen Racing							Ligier JS P320 - Nissan								
1.Anthony WELLS							LMP3								
2.Wayne BOYD															
1	2	3:09.503	1:57.328	42.011	30.164	187.5	3:09.503	5	2	22:03.818	...	42.849	31.339	186.2	31:08.372
2	2	1:39.619	29.251	40.602	29.766	260.2	4:49.122	6	2	1:41.545	29.223	42.523	29.799	258.4	32:49.917
3	2	1:39.113	29.050	40.472	29.591	264.7	6:28.235	7	2	1:39.155	29.030	40.451	29.674	259.6	34:29.072
4	2	2:47.471 B	30.738	1:19.766	56.967	267.3	9:15.706	8	2	1:39.541	28.882	40.904	29.755	260.9	36:08.613
5	2	20:45.095	...	41.685	30.228	162.4	30:00.801	9	2	1:41.467	28.840	42.080	30.547	261.5	37:50.080
6	2	1:46.834	29.446	43.748	33.640	265.4	31:47.635	10	2	1:48.034 B	29.196	41.121	37.717	261.5	39:38.114
7	2	1:38.651	28.898	40.432	29.321	264.7	33:26.286	11	1	4:28.907	3:14.488	43.398	31.021	188.8	44:07.021
8	2	1:42.233	28.887	41.009	32.337	266.0	35:08.519	12	1	1:42.573	29.979	42.052	30.542	260.2	45:49.594
9	2	1:38.736	28.690	40.186	29.860	266.0	36:47.255	13	1	1:43.339	29.638	41.754	31.947	258.4	47:32.933
10	2	1:47.281 B	29.511	40.944	36.826	264.7	38:34.536	14	1	1:43.490	31.054	41.722	30.714	260.2	49:16.423
11	1	5:01.192	3:48.649	42.001	30.542	190.5	43:35.728	15	1	1:40.945	29.417	41.101	30.427	259.6	50:57.368
12	1	1:41.268	29.388	41.134	30.746	264.1	45:16.996	16	1	1:40.993	29.142	41.539	30.312	264.1	52:38.361
13	1	1:44.315	29.500	41.521	33.294	263.4	47:01.311	17	1	1:40.902	29.268	40.861	30.773	259.0	54:19.263
14	1	1:48.608	32.168	44.475	31.965	265.4	48:49.919	18	1	1:40.252	29.089	41.127	30.036	260.2	55:59.515
15	1	1:42.386	29.841	42.088	30.457	264.7	50:32.305	19	1	1:39.934	29.010	40.922	30.002	260.9	57:39.449
16	1	1:46.042	29.578	42.099	34.365	265.4	52:18.347	20	1	1:40.128	28.876	41.182	30.070	261.5	59:19.577
17	1	1:42.302	30.066	41.717	30.519	263.4	54:00.649	21	1	3:02.698 B	43.198	1:20.698	58.802	262.1	1:02:22.275
18	1	1:41.538	29.533	41.482	30.523	263.4	55:42.187								
19	1	1:42.828	30.112	41.600	31.116	264.7	57:25.015								
20	1	1:41.556	29.378	41.598	30.580	264.7	59:06.571								
21	1	2:46.929 B	29.949	1:15.366	1:01.614	264.7	1:01:53.500								
10 Racing Spirit of Leman							Ligier JS P320 - Nissan								
1.Christophe LAPIERRE							LMP3								
2.Marius FOSSARD															
1	2	3:06.463 B	1:33.911	47.511	45.041	166.9	3:06.463	5	2	21:25.757	...	43.470	32.915	152.8	30:32.055
2	2	3:04.872	1:51.027	43.538	30.307	130.9	6:11.335	6	2	1:43.835	30.647	42.073	31.115	256.5	32:15.890
3	2	2:37.156 B	29.341	1:10.726	57.089	253.5	8:48.491	7	2	1:42.904	30.180	41.942	30.782	259.0	33:58.794
4	2	21:16.147	...	43.195	31.428	161.9	30:04.638	8	2	1:42.040	29.964	41.622	30.454	260.2	35:40.834
								9	2	1:42.102	29.888	41.651	30.563	261.5	37:22.936
								10	2	1:41.941	29.778	41.599	30.564	262.1	39:04.877
12 Kessel Racing							Ferrari 296 GT3								
1.Frederic JOUSSET							GT3								
2.David Cleto FUMANELLI															
1	1	2:47.721	1:28.397	46.087	33.237	181.8	2:47.721	5	2	1:49.601	31.806	44.487	33.308	254.7	4:37.322
2	1	1:49.601	31.806	44.487	33.308	254.7	4:37.322	3	1	1:46.367	30.905	43.459	32.003	256.5	6:23.689
3	1	1:46.367	30.905	43.459	32.003	256.5	6:23.689	4	1	2:42.609 B	30.898	1:13.821	57.890	258.4	9:06.298
4	1	2:42.609 B	30.898	1:13.821	57.890	258.4	9:06.298	5	2	21:25.757	...	43.470	32.915	152.8	30:32.055
5	2	21:25.757	...	43.470	32.915	152.8	30:32.055	6	2	1:43.835	30.647	42.073	31.115	256.5	32:15.890
6	2	1:43.835	30.647	42.073	31.115	256.5	32:15.890	7	2	1:42.904	30.180	41.942	30.782	259.0	33:58.794
7	2	1:42.904	30.180	41.942	30.782	259.0	33:58.794	8	2	1:42.040	29.964	41.622	30.454	260.2	35:40.834
8	2	1:42.040	29.964	41.622	30.454	260.2	35:40.834	9	2	1:42.102	29.888	41.651	30.563	261.5	37:22.936
9	2	1:42.102	29.888	41.651	30.563	261.5	37:22.936	10	2	1:41.941	29.778	41.599	30.564	262.1	39:04.877
10	2	1:41.941	29.778	41.599	30.564	262.1	39:04.877								



LE MANS CUP



Michelin Le Mans Cup Barcelona Round Free Practice 2

Sector Analysis

Lap under Red Flag Invalidated Lap Personal Best Session Best Crossing the pit lane

Lap	D	Time	Sector 1	Sector 2	Sector 3	T. Spd	Elapsed	Lap	D	Time	Sector 1	Sector 2	Sector 3	T. Spd	Elapsed
-----	---	------	----------	----------	----------	--------	---------	-----	---	------	----------	----------	----------	--------	---------

11	2	1:47.931	B	29.822	41.506	36.603	261.5	40:52.808
12	1	3:47.364		2:28.051	46.323	32.990	179.1	44:40.172
13	1	1:46.848		31.202	43.789	31.857	257.1	46:27.020
14	1	1:47.628		30.835	43.956	32.837	257.8	48:14.648
15	1	1:49.369		32.294	43.526	33.549	260.2	50:04.017
16	1	1:46.339		30.820	43.860	31.659	259.0	51:50.356
17	1	1:45.310		30.406	43.198	31.706	259.6	53:35.666
18	1	1:45.762		30.073	42.100	32.589	260.2	55:21.428
19	1	1:47.595		31.922	42.627	33.146	243.2	57:09.023
20	1	1:44.633		30.970	42.710	30.953	259.6	58:53.656
21	1	2:36.132	B	30.090	1:08.128	57.914	260.2	1:01:29.788

13 MRacing
1. Romano RICCI
2. Alexandre COUGNAUD
Ligier JS P320 - Nissan LMP3

1	2	2:29.849	B	1:02.921	46.655	40.273	163.1	2:29.849
2	2	3:39.345		2:23.118	44.806	31.421	179.7	6:09.194
3	2	2:34.031	B	30.158	1:06.968	56.905	255.9	8:43.225
4	2	2:14.915		...	44.229	32.270	162.7	30:27.140
5	2	1:42.470		30.081	41.700	30.689	261.5	32:09.610
6	2	1:41.319		29.641	41.229	30.449	263.4	33:50.929
7	2	1:40.138		29.365	40.711	30.062	261.5	35:31.067
8	2	1:40.239		29.220	40.687	30.332	264.1	37:11.306
9	2	1:40.414		29.310	40.881	30.223	264.7	38:51.720
10	2	1:48.987	B	30.088	42.236	36.663	264.7	40:40.707
11	1	5:03.919		3:49.044	42.937	31.938	188.5	45:44.626
12	1	1:54.944	B	30.836	44.749	39.359	261.5	47:39.570
13	1	5:37.247		4:23.139	42.640	31.468	192.2	53:16.817
14	1	1:44.499		30.761	42.759	30.979	261.5	55:01.316
15	1	1:45.147		30.197	42.152	32.798	262.8	56:46.463
16	1	1:55.461	B	30.885	45.094	39.482	262.1	58:41.924

17 IDEC Sport
1. Patrice LAFARGUE
2. Dino LUNARDI
Ligier JS P320 - Nissan LMP3

1	2	1:51.517		35.840	44.730	30.947	154.1	1:51.517
2	2	1:42.434		29.687	41.650	31.097	259.0	3:33.951
3	2	1:47.443	B	29.193	41.560	36.690	262.1	5:21.394
4	2	24:41.603		...	42.364	30.315	161.7	30:02.997
5	2	1:39.245		28.925	40.572	29.748	262.1	31:42.242
6	2	1:41.176		28.983	40.558	31.635	262.8	33:23.418
7	2	1:39.379		28.833	40.620	29.926	264.1	35:02.797
8	2	1:43.233		29.219	43.687	30.327	266.0	36:46.030
9	2	1:38.951		28.643	40.710	29.598	264.7	38:24.981
10	2	1:45.454	B	28.901	40.634	35.919	265.4	40:10.435
11	1	4:31.366		3:14.876	43.764	32.726	166.2	44:41.801
12	1	1:46.372		31.083	43.606	31.683	262.1	46:28.173
13	1	1:46.089		30.219	43.924	31.946	262.8	48:14.262
14	1	2:06.439		51.614	43.170	31.655	259.6	50:20.701
15	1	1:44.393		30.004	42.283	32.106	260.2	52:05.094
16	1	1:44.337		29.824	42.438	32.075	261.5	53:49.431
17	1	1:44.622		30.245	42.662	31.715	262.1	55:34.053
18	1	1:45.020		30.304	42.970	31.746	262.1	57:19.073
19	1	1:44.300		30.586	42.270	31.444	263.4	59:03.373
20	1	2:40.416	B	29.678	1:09.063	1:01.675	262.8	1:01:43.789

18 High Class Racing
1. Nicholas JONES
2. Scott MALVERN
Porsche 911 GT3 R (992) GT3

1	2	2:11.931	B	43.974	46.298	41.659	156.7	2:11.931
2	1	4:21.918		2:48.800	56.107	37.011	125.1	6:33.849
3	1	3:12.000	B	51.834	1:21.002	59.164	160.2	9:45.849
4	1	20:32.559		...	46.435	33.539	181.2	30:18.408
5	1	1:50.613		33.568	45.014	32.031	251.2	32:09.021
6	1	1:49.598		32.247	44.167	33.184	255.3	33:58.619
7	1	1:44.322		30.824	42.341	31.157	252.9	35:42.941
8	1	1:44.079		30.296	42.395	31.388	256.5	37:27.020
9	1	1:43.890		30.443	42.379	31.068	255.9	39:10.910
10	1	1:52.553		30.299	42.503	32.751	258.4	41:03.463
11	1	1:49.747		34.867	43.348	31.532	232.3	42:53.210
12	1	1:47.199		30.570	43.580	33.049	255.9	44:40.409
13	1	1:53.378		34.212	44.732	34.434	251.2	46:33.787
14	1	1:44.956		30.712	42.705	31.539	255.9	48:18.743
15	1	1:47.519		30.585	43.414	33.520	255.3	50:06.262
16	1	1:53.193	B	30.583	43.315	39.295	256.5	51:59.455
17	2	4:25.586		3:12.902	41.948	30.736	179.1	56:25.041
18	2	1:42.759		30.156	41.881	30.722	256.5	58:07.800
19	2	1:56.399	B	30.185	41.823	44.391	257.8	1:00:04.199

20 High Class Racing
1. Jens Reno MOLLER
2. Tommy FOSTER
Ligier JS P320 - Nissan LMP3

1	2	2:05.940		45.358	46.833	33.749	148.6	2:05.940
2	2	1:51.001		31.573	45.954	33.474	235.8	3:56.941
3	2	1:48.065		32.144	44.451	31.470	207.3	5:45.006
4	2	2:21.783	B	33.041	45.459	1:03.283	238.9	8:06.789
5	1	22:20.801		...	44.197	32.101	179.7	30:27.590
6	1	1:42.883		30.199	41.663	31.021	254.7	32:10.473
7	1	1:41.486		30.259	41.162	30.065	261.5	33:51.959
8	1	1:40.453		29.460	41.236	29.757	260.2	35:32.412
9	1	1:39.374		28.994	40.836	29.544	261.5	37:11.786
10	1	1:40.968		29.027	41.271	30.670	260.9	38:52.754
11	1	1:40.000		29.002	40.949	30.049	259.0	40:32.754
12	1	1:39.265		29.074	40.497	29.694	259.6	42:12.019
13	1	1:42.687		30.539	42.091	30.057	261.5	43:54.706
14	1	1:43.308		29.451	40.634	33.223	260.2	45:38.014
15	1	1:47.319	B	29.966	40.760	36.593	255.9	47:25.333
16	2	4:22.742		3:11.809	41.410	29.523	192.2	51:48.075
17	2	1:38.111		28.852	39.905	29.354	260.2	53:26.186
18	2	1:43.122		29.135	40.978	33.009	256.5	55:09.308
19	2	1:38.065		28.746	39.850	29.469	259.0	56:47.373
20	2	1:42.482		29.622	40.273	32.587	266.7	58:29.855
21	2	2:05.244	B	28.814	40.152	56.278	260.9	1:00:35.099

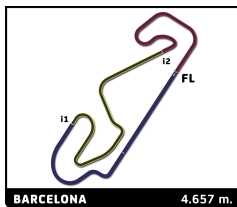
23 Biogas Motorsport
1. Josep MAYOLA COMADIR
2. Marc CAROL YBARRA
Ferrari 296 GT3 GT3

1	2	3:00.014		1:42.391	45.398	32.225	134.2	3:00.014
---	---	----------	--	----------	--------	--------	-------	----------

24 Steller Motorsport
1. Darren MALKIN
2. Alex AKA
Audi R8 LMS GT3



LE MANS CUP



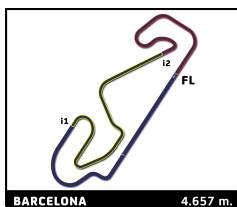
Michelin Le Mans Cup Barcelona Round Free Practice 2

Sector Analysis

Lap under Red Flag											Invalidated Lap	Personal Best	Session Best	B Crossing the pit lane	
Lap	D	Time	Sector 1	Sector 2	Sector 3	T. Spd	Elapsed	Lap	D	Time	Sector 1	Sector 2	Sector 3	T. Spd	Elapsed
1	2	3:18.123	2:02.467	43.587	32.069	182.4	3:18.123	5	1	20:15.664	...	44.809	33.126	168.7	30:49.239
2	2	1:44.398	31.126	42.054	31.218	257.8	5:02.521	6	1	1:47.414	30.660	44.442	32.312	256.5	32:36.653
3	2	1:41.748	30.156	41.384	30.208	255.3	6:44.269	7	1	1:46.392	30.400	44.480	31.512	259.0	34:23.045
4	2	3:06.493 B	48.411	1:20.908	57.174	258.4	9:50.762	8	1	1:44.034	30.480	42.479	31.075	259.0	36:07.079
5	2	20:28.641 B	...	44.338	37.114	182.4	30:19.403	9	1	1:45.144	30.193	43.601	31.350		37:52.223
6	2	4:29.450	3:13.271	42.208	33.971	184.9	34:48.853	10	1	1:43.784	30.072	42.561	31.151	260.2	39:36.007
7	2	1:43.014	30.211	42.421	30.382	256.5	36:31.867	11	1	1:44.178	29.848	43.006	31.324	260.2	41:20.185
8	2	1:41.622	29.983	41.366	30.274	258.4	38:13.490	12	1	1:51.029 B	29.939	42.496	38.594	260.9	43:11.214
9	2	1:42.111	30.167	41.631	30.313	259.6	39:55.601	13	2	3:57.643	2:45.717	41.738	30.188	189.5	47:08.857
10	2	1:41.673	29.956	41.404	30.313	258.4	41:37.274	14	2	1:41.744	29.582	41.714	30.448	261.5	48:50.601
11	2	1:43.337	30.020	42.797	30.520	259.6	43:20.611	15	2	1:42.798	29.488	42.719	30.591	264.1	50:33.399
12	2	1:42.610	30.445	41.536	30.629	254.7	45:03.221	16	2	1:41.482	29.223			265.4	52:14.881
13	2	1:42.538	29.948	41.966	30.624	259.0	46:45.759	17	2	1:41.895	29.212	42.676	30.007	264.7	53:56.776
14	2	1:42.888	30.196	41.783	30.909	258.4	48:28.647	18	2	1:40.202	29.003	41.257	29.942	265.4	55:36.978
15	2	1:42.708	30.094	41.782	30.832	259.0	50:11.355	19	2	1:42.286			30.693		57:19.264
16	2	1:43.194	30.216	41.960	31.018	260.2	51:54.549	20	2	1:40.477	29.323	41.307	29.847	265.4	58:59.741
17	2	1:43.319	30.479	42.018	30.822	259.6	53:37.868	21	2	2:35.513 B	29.290	1:06.650	59.573	266.0	1:01:35.254
18	2	1:44.192	31.049	42.190	30.953	259.0	55:22.060	28 MV2S Racing Ligier JS P320 - Nissan 1.Romain IANNETTA LMP3 2.Kenzie Reiss BEECROFT							
19	2	1:42.580	30.164	41.765	30.651	258.4	57:04.640	1	2	31:00.946	...	45.903	33.630	176.2	31:00.946
20	2	1:42.643	30.212	41.734	30.697	259.0	58:47.283	2	2	2:22.607	31.302	1:15.653	35.652	249.4	33:23.553
21	2	2:34.535 B	30.145	1:07.044	57.346	258.4	1:01:21.818	3	2	1:53.172	35.620	45.231	32.321	221.3	35:16.725
26 Bretton Racing Ligier JS P320 - Nissan 1.Ben STONE LMP3 2.Dan SKOCDOPOLE															
1	1	2:19.725	1:01.529	45.444	32.752	172.5	2:19.725	4	2	1:46.447	32.001	43.216	31.230	241.1	37:03.172
2	1	1:46.542	32.174	43.440	30.928	253.5	4:06.267	5	2	1:43.281	30.539	42.139	30.603	251.2	38:46.453
3	1	1:41.766	29.789	41.596	30.381	259.6	5:48.033	6	2	1:42.335	29.773	41.677	30.885	255.3	40:28.788
4	1	2:15.011 B	29.593	41.935	1:03.483	262.1	8:03.044	7	2	1:41.119	29.787	41.396	29.936	254.1	42:09.907
5	1	22:08.598	...	43.537	32.415	184.0	30:11.642	8	2	1:42.640	30.081	42.077	30.482	241.6	43:52.547
6	1	1:42.793	30.548	41.613	30.632	258.4	31:54.435	9	2	1:51.589 B	29.800	41.919	39.870	255.9	45:44.136
7	1	1:41.307	29.669	41.380	30.258	260.2	33:35.742	10	2	4:33.275	3:18.151	44.658	30.466	188.2	50:17.411
8	1	1:41.688	29.966	41.264	30.458	260.9	35:17.430	11	2	1:47.960	30.127	44.965	32.868	255.3	52:05.371
9	1	1:40.876	29.665	41.099	30.112	262.8	36:58.306	12	2	1:44.291	30.074	42.361	31.856	258.4	53:49.662
10	1	1:40.183	29.303	40.766	30.114	262.8	38:38.489	13	2	1:43.348	30.339	42.498	30.511	257.1	55:33.010
11	1	1:51.224 B	29.380	41.290	40.554	262.1	40:29.713	14	2	1:43.444	30.520	42.261	30.663	254.7	57:16.454
12	1	3:38.285	2:26.431	41.110	30.744	188.8	44:07.998	15	2	1:42.789	30.190	41.920	30.679	252.9	58:59.243
13	1	1:43.197	29.663	42.998	30.536	264.1	45:51.195	16	2	2:38.454 B	30.479	1:11.244	56.731	255.3	1:01:37.697
14	1	1:43.026	29.424	41.571	32.031	262.8	47:34.221	29 MV2S Racing Ligier JS P320 - Nissan 1.Clément MORENO LMP3 2.Maximus MAYER							
15	1	1:45.606	31.854	41.367	32.385	218.2	49:19.827	1	2	3:41.074	2:22.459	46.805	31.810	182.1	3:41.074
16	1	1:40.333	29.352	41.027	29.954	262.8	51:00.160	2	2	1:40.969	29.979	41.422	29.568	254.7	5:22.043
17	1	1:41.312	29.060	41.515	30.737	264.7	52:41.472	3	2	1:51.566 B	28.852	40.823	41.881	262.1	7:13.609
18	1	1:40.837	29.524	41.170	30.143	262.8	54:22.309	4	2	22:44.180	...	46.658	32.709	184.0	29:57.789
19	1	1:41.843	29.580	41.668	30.595	261.5	56:04.152	5	2	1:43.669	30.241	43.438	29.990	256.5	31:41.458
20	1	1:44.110	30.125	42.423	31.562	259.6	57:48.262	6	2	1:40.678	28.971	40.673	31.034	260.9	33:22.136
21	1	1:41.960	29.664	41.710	30.586	260.2	59:30.222	7	2	1:40.308	29.258	40.935	30.115	262.1	35:02.444
22	1	2:56.079 B	37.663	1:16.421	1:01.995	204.9	1:02:26.301	8	2	1:40.731	29.291	41.314	30.126	261.5	36:43.175
27 P4 Racing Ligier JS P320 - Nissan 1.Andrew FERGUSON LMP3 2.Louis HAMILTON-SMITH															
1	1	3:17.770	1:58.284	46.424	33.062	163.4	3:17.770	9	2	1:39.728	29.815	40.566	29.347	264.7	38:22.903
2	1	1:52.767	33.680	44.229	34.858	255.3	5:10.537	10	2	1:38.264	28.717	40.281	29.266	262.1	40:01.167
3	1	1:53.626	34.030	44.249	35.347	240.0	7:04.163	11	2	1:38.216	28.713	40.115	29.388	262.8	41:39.383
4	1	3:29.412 B	1:06.893	1:21.076	1:01.443	80.3	10:33.575	12	2	1:38.892	28.771	40.756	29.365	263.4	43:18.275
								13	2	1:44.770 B	28.743	40.902	35.125	261.5	45:03.045
								14	2	3:49.576	2:36.223	41.653	31.700	190.1	48:52.621



LE MANS CUP



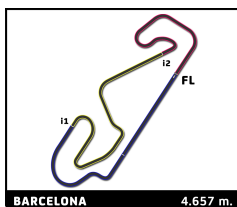
Michelin Le Mans Cup Barcelona Round Free Practice 2

Sector Analysis

Lap under Red Flag Invalidated Lap Personal Best Session Best B Crossing the pit lane

Lap	D	Time	Sector 1	Sector 2	Sector 3	T. Spd	Elapsed	Lap	D	Time	Sector 1	Sector 2	Sector 3	T. Spd	Elapsed	
15	2	1:40.022	28.983	41.321	29.718	261.5	50:32.643									
16	2	1:45.864 B	29.476	41.727	34.661	264.7	52:18.507									
17	1	4:23.107	3:11.231	41.607	30.269	189.1	56:41.614									
18	1	1:40.668	29.426	41.271	29.971	260.2	58:22.282									
19	1	2:19.443 B	37.100	45.427	56.916	262.1	1:00:41.725									
34	Inter Europol Competition 1.Alexander BUKHANTSOV 2.Rik KOEN Ligier JS P320 - Nissan LMP3															
1	2	3:29.234	2:14.230	44.121	30.883	184.9	3:29.234									
2	2	1:41.760	30.205	41.649	29.906	255.9	5:10.994									
3	2	1:39.384	29.266	40.638	29.480	261.5	6:50.378									
4	2	3:02.699 B	43.351	1:21.218	58.130	248.3	9:53.077									
5	2	20:18.747	...	42.667	31.025	186.5	30:11.824									
6	2	1:39.879	29.513	40.734	29.632	260.2	31:51.703									
7	2	1:38.689	28.854	40.306	29.529	260.9	33:30.392									
8	2	1:42.410	28.933	41.263	32.214	261.5	35:12.802									
9	2	1:38.323	28.807	40.220	29.296	263.4	36:51.125									
10	2	1:38.066	28.697	40.103	29.266	262.8	38:29.191									
11	2	1:38.011	28.600	39.965	29.446	263.4	40:07.202									
12	2	1:37.977	28.531	40.119	29.327	262.1	41:45.179									
13	2	1:48.082 B	29.110	41.146	37.826	262.1	43:33.261									
14	1	6:02.867	4:47.902	42.364	32.601	187.5	49:36.128									
15	1	1:41.932	29.726	41.529	30.677	260.9	51:18.060									
16	1	1:42.097	29.541	42.222	30.334	260.9	53:00.157									
17	1	1:40.914	29.520	41.159	30.235	260.2	54:41.071									
18	1	1:40.401	29.274	40.988	30.139	260.2	56:21.472									
19	1	1:40.403	29.367	40.891	30.145	262.1	58:01.875									
20	1	1:43.147	29.393	41.155	32.599	260.2	59:45.022									
21	1	3:27.144 B	1:10.617	1:19.767	56.760	80.8	1:03:12.166									
42	Steller Motorsport 1.Sylvain GUINTOLI 2.Sennan FIELDING Duqueine M30 - D08 - Nissan LMP3															
1	2	2:08.633	54.769	43.271	30.593	180.0	2:08.633									
2	2	1:42.068	30.502	41.748	29.818	262.1	3:50.701									
3	2	1:38.755	28.890	40.376	29.489	263.4	5:29.456									
4	2	2:03.431 B	29.748	40.955	52.728	266.0	7:32.887									
5	1	22:53.640	...	43.882	32.321	150.4	30:26.527									
6	1	1:43.728	30.121	42.502	31.105	259.0	32:10.255									
7	1	1:43.515	30.536	42.747	30.232	261.5	33:53.770									
8	1	1:41.837	30.196	41.420	30.221	262.1	35:35.607									
9	1	1:41.977	29.944	41.663	30.370	264.1	37:17.584									
10	1	1:40.740	29.376	41.286	30.078	263.4	38:58.324									
11	1	1:41.339	29.564	40.797	30.978	262.8	40:39.663									
12	1	1:40.545	29.427	41.067	30.051	261.5	42:20.208									
13	1	1:50.719 B	30.121	43.329	37.269	260.2	44:10.927									
14	2	4:57.818 B	3:24.231	49.279	44.308	153.4	49:08.745									
15	2	4:24.739	3:12.585	42.025	30.129	187.5	53:33.484									
16	2	1:39.601	29.026	40.532	30.043	261.5	55:13.085									
17	2	1:39.598	29.025	40.775	29.798	264.1	56:52.683									
18	2	1:40.461	28.970	41.120	30.371	264.7	58:33.144									
19	2	2:20.241 B	29.202	51.299	59.740	262.8	1:00:53.385									
43	Inter Europol Competition 1.Timothy CRESWICK 2.Sebastian GRAVLUND Ligier JS P320 - Nissan LMP3															
1	2	2:24.167	1:09.906	43.435	30.826	166.7	2:24.167									
2	2	1:45.059	30.205	41.796	33.058	259.0	4:09.226									
3	2	1:40.316	29.533	40.663	30.120	260.2	5:49.542									
4	2	2:15.620 B	29.052	42.054	1:04.514	259.6	8:05.162									
5	2	21:51.521	...	42.286	31.968	185.9	29:56.683									
6	2	1:40.678	29.626	41.030	30.022	257.1	31:37.361									
7	2	1:44.296	29.637	42.312	32.347	260.9	33:21.657									
8	2	1:40.450	29.308	41.056	30.086	261.5	35:02.107									
9	2	1:40.851	29.429	41.278	30.144	261.5	36:42.958									
10	2	1:50.783 B	30.668	42.931	37.184	264.1	38:33.741									
11	2	2:03.438	50.481	41.451	31.506	159.3	40:37.179									
12	2	1:41.402	29.551	41.448	30.403	262.8	42:18.581									
13	2	1:47.905 B	29.672	41.565	36.668	262.1	44:06.486									
14	2	4:41.950	3:26.363	42.952	32.635	171.2	48:48.436									
15	2	1:50.173	31.138	46.504	32.531	259.0	50:38.609									
16	2	1:59.003 B	31.254	44.157	43.592	254.7	52:37.612									
44	Team Virage 1.Jamie FALVEY 2.Mihnea STEFAN Ligier JS P320 - Nissan LMP3															
1	1	1:57.257	43.597	43.049	30.611	154.9	1:57.257									
2	1	1:40.355	29.645	40.969	29.741	259.6	3:37.612									
3	1	1:40.715	30.312	40.901	29.502	265.4	5:18.327									
4	1	1:42.672	30.217	40.933	31.522	241.1	7:00.999									
5	1	3:24.683 B	1:06.905	1:19.547	58.231	80.1	10:25.682									
6	1	20:38.241	...	42.492	30.534	186.2	31:03.923									
7	1	1:49.127	29.462	49.223	30.442	261.5	32:53.050									
8	1	1:39.170	29.090	40.585	29.495	260.9	34:32.220									
9	1	1:44.389 B	28.740	40.562	35.087	262.1	36:16.609									
10	2	4:23.415	3:12.333	40.751	30.331	191.5	40:40.024									
11	2	1:41.027	29.203	41.279	30.545	267.3	42:21.051									
12	2	1:39.600	29.414	40.705	29.481	264.7	44:00.651									
13	2	1:39.030	29.186	40.558	29.286	264.1	45:39.681									
14	2	1:39.685	28.830	40.660	30.195	266.0	47:19.366									
15	2	1:38.821	28.838	40.402	29.581	265.4	48:58.187									
16	2	1:40.502	28.625	40.620	31.257	264.7	50:38.689									
17	2	1:39.796	29.095	40.673	30.028	260.9	52:18.485									
18	2	1:43.390 B	28.776	40.262	34.352	264.1	54:01.875									
19	2	3:23.050	2:02.752	46.897	33.401	175.9	57:24.925									
20	2	1:52.304	32.640	45.441	34.223	233.8	59:17.229									
21	2	2:59.636 B	43.701	1:19.640	56.295	257.8	1:02:16.865									
50	Reiter Engineering 1.Horst FELBERMAYR 2.Moritz LÖHNER Ligier JS P320 - Nissan LMP3															
1	2	2:10.566	54.555	44.578	31.433	181.8	2:10.566									
2	2	1:42.903	29.930	42.464	30.509	261.5	3:53.469									
3	2	1:40.697	29.544	41.167	29.986	266.0	5:34.166									
4	2	2:06.174 B	29.998	41.082	55.094	253.5	7:40.340									
5	2	22:13.438	...	43.022	31.777	189.8	29:53.778									
6	2	1:41.378	29.657	41.252	30.469	262.1	31:35.156									
7	2	1:42.162	29.559	42.496	30.107	264.1	33:17.318									

LE MANS CUP

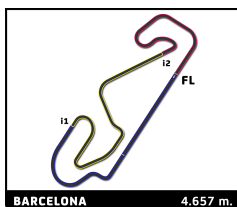


Michelin Le Mans Cup Barcelona Round Free Practice 2

Sector Analysis

Lap under Red Flag											Invalidated Lap	Personal Best	Session Best	B Crossing the pit lane	
Lap	D	Time	Sector 1	Sector 2	Sector 3	T. Spd	Elapsed	Lap	D	Time	Sector 1	Sector 2	Sector 3	T. Spd	Elapsed
51 AF Corse Ferrari 296 GT3 GT3															
1. Matthew KURZEJEWSKI															
2. Alessandro BALZAN															
1	2	2:29.898	1:13.896	44.389	31.613	147.3	2:29.898								
2	2	1:45.205	30.338	42.287	32.580	257.8	4:15.103								
3	2	1:43.123	30.269	42.100	30.754	259.0	5:58.226								
4	2	2:26.839B	30.106	1:00.181	56.552	260.2	8:25.065								
5	2	21:47.331B	...	43.620	39.674	167.2	30:12.396								
6	2	4:27.044	3:13.271	42.452	31.321	185.9	34:39.440								
7	2	1:42.904	30.429	41.888	30.587	260.2	36:22.344								
8	2	1:42.323	29.996	41.701	30.626	259.0	38:04.667								
9	2	1:42.695	30.060	41.788	30.847	259.0	39:47.362								
10	2	1:42.502	30.058	41.860	30.584	259.6	41:29.864								
11	2	1:50.909B	31.233	42.765	36.911	260.2	43:20.773								
12	1	4:34.431	3:19.399	43.672	31.360	186.5	47:55.204								
13	1	1:44.424	30.611	42.543	31.270	259.6	49:39.628								
14	1	1:44.574	30.459	42.754	31.361	260.9	51:24.202								
15	1	1:44.279	30.395	42.542	31.342	260.2	53:08.481								
16	1	1:43.866	30.484	42.248	31.134	260.2	54:52.347								
17	1	1:43.559	30.367	42.261	30.931	260.9	56:35.906								
18	1	1:43.908	30.330	42.428	31.150	260.2	58:19.814								
19	1	2:04.649B	30.149	42.187	52.313	260.9	1:00:24.463								
58 GG Classics Ligier JS P320 - Nissan LMP3															
1. George NAKAS															
2. Fraser ROSS															
1	2	2:31.146	1:16.388	43.443	31.315	183.1	2:31.146								
2	2	1:43.035	29.958	41.494	31.583	256.5	4:14.181								
3	2	1:39.175	29.142	40.465	29.568	260.9	5:53.356								
4	2	2:14.788B	28.933	42.858	1:02.997	262.8	8:08.144								
5	2	21:52.102	...	41.966	31.484	182.7	30:00.246								
6	2	1:39.660	29.406	40.637	29.617	260.9	31:39.906								
7	2	1:46.891B	28.952	40.539	37.400	262.8	33:26.797								
8	2	4:26.840B	3:09.567	41.201	36.072	190.5	37:53.637								
9	1	4:38.050	3:21.728	44.354	31.968	140.1	42:31.687								
10	1	1:46.375	30.858	43.616	31.901	259.6	44:18.062								
11	1	1:45.741	30.464	43.779	31.498	259.6	46:03.803								
12	1	1:44.675	30.323	42.775	31.577	260.2	47:48.478								
13	1	1:44.132	30.443	42.419	31.270	261.5	49:32.610								
14	1	1:43.702	30.228	42.206	31.268	262.8	51:16.312								
59 Team Virage Ligier JS P320 - Nissan LMP3															
1. Oscar BITTAR															
2. Ricardo GRACIA FILHO															
1	1	2:02.871	45.672	44.642	32.557	181.8	2:02.871								
2	1	1:47.958B	29.782	41.688	36.488	259.0	3:50.829								
3	1	28:46.270	...	42.739	32.341	176.5	32:37.099								
4	1	1:42.165	30.308	42.003	29.854	259.0	34:19.264								
5	1	1:39.387	29.086	40.763	29.538	262.8	35:58.651								
6	1	1:39.559	29.014	40.730	29.815	264.1	37:38.210								
7	1	1:45.658B	29.079	40.753	35.826	264.7	39:23.868								
8	2	4:22.084	3:11.832	40.778	29.474	188.5	43:45.952								
9	2	1:37.672	28.532	39.925	29.215	261.5	45:23.624								
10	2	1:37.979	28.482	39.937	29.560	263.4	47:01.603								
11	2	1:39.248	29.718	40.399	29.131	264.7	48:40.851								
12	2	1:41.516	29.920	42.048	29.548	266.7	50:22.367								
13	2	1:47.485B	28.697	41.905	36.883	264.7	52:09.852								
14	2	3:33.659	2:14.403	45.709	33.547	166.9	55:43.511								
15	2	1:43.072	30.410	42.225	30.437	249.4	57:26.583								
16	2	1:49.269B	30.431	41.375	37.463	256.5	59:15.852								
62 Bretton Racing Ligier JS P320 - Nissan LMP3															
1. Georgios KOLOVOS															
2. Axel GNOS															
1	1	3:28.868	2:13.068	44.203	31.597	180.0	3:28.868								
2	1	1:43.577	30.317	42.822	30.438	257.8	5:12.445								
3	1	1:43.946	31.285	41.945	30.716	262.1	6:56.391								
4	1	3:26.005B	1:06.134	1:21.302	58.569	75.2	10:22.396								
5	1	19:58.607	...	44.533	32.384	184.0	30:21.003								
6	1	1:44.451	30.777	42.754	30.920	256.5	32:05.454								
7	1	1:40.883	29.598	41.273	30.012	259.0	33:46.337								
8	1	1:40.116	29.085	41.093	29.938	262.1	35:26.453								
9	1	1:40.347	29.026	41.088	30.233	261.5	37:06.800								
10	1	1:40.747	29.267	41.088	30.392	263.4	38:47.547								
11	1	1:41.855	29.439	41.561	30.855	262.1	40:29.402								
12	1	1:49.309B	29.656	41.751	37.902	261.5	42:18.711								
13	2	5:22.110	4:07.210	43.239	31.661	177.3	47:40.821								
14	2	1:41.383	29.817	41.010	30.556	259.6	49:22.204								
15	2	1:40.158	29.210	40.842	30.106	261.5	51:02.362								
16	2	1:51.477B	29.966	41.844	39.667	263.4	52:53.839								
17	2	4:36.463	3:18.645	46.243	31.575	139.7	57:30.302								
18	2	1:45.773	32.083	42.439	31.251	259.0	59:16.075								
19	2	2:54.479B	33.039	1:18.313	1:03.127	260.9	1:02:10.554								
66 Rinaldi Racing Ligier JS P320 - Nissan LMP3															
1. Steve PARROW															
2. Daniel KEILWITZ															
1	2	2:40.722	1:17.834	48.702	34.186	166.9	2:40.722								
2	2	1:53.185	34.557	46.422	32.206	223.1	4:33.907								
3	2	1:51.229	32.622	43.890	34.717	236.3	6:25.136								
4	2	2:47.186B	31.136	1:19.197	56.853	259.6	9:12.322								
5	2	20:54.877	...	43.116	31.869	165.9	30:07.199								

LE MANS CUP



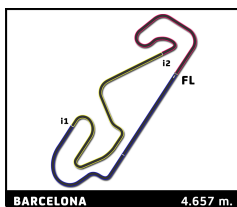
Michelin Le Mans Cup Barcelona Round Free Practice 2

Sector Analysis

											Lap under Red Flag		Invalidated Lap		Personal Best		Session Best		B Crossing the pit lane		
Lap	D	Time	Sector 1	Sector 2	Sector 3	T. Spd	Elapsed	Lap	D	Time	Sector 1	Sector 2	Sector 3	T. Spd	Elapsed						
6	2	1:42.426	29.803	42.124	30.499	262.1	31:49.625	16	1	1:43.794	29.749	41.631	32.414	264.1	57:09.196						
7	2	1:38.570	29.052	40.287	29.231	262.1	33:28.195	17	1	1:42.849	30.027	41.361	31.461	262.8	58:52.045						
8	2	1:56.487	31.991	51.040	33.456	238.4	35:24.682	18	1	2:36.400 B	29.577	1:09.075	57.748	263.4	1:01:28.445						
9	2	1:38.606	28.464	39.964	30.178	266.7	37:03.288								Ferrari 296 GT3		GT3				
10	2	1:37.595	28.578	39.825	29.192	266.0	38:40.883	74	Kessel Racing												
11	2	1:47.059 B	28.361	40.238	38.460	266.7	40:27.942	1. Andrew GILBERT													
12	1	4:31.527	3:17.513	42.110	31.904	172.2	44:59.469	2. Fran RUEDA MATEOS													
13	1	1:44.398	29.887	43.278	31.233	264.7	46:43.867	1	2	2:34.489	1:14.213	44.730	35.546	162.2	2:34.489						
14	1	1:42.907	29.824	41.999	31.084	264.1	48:26.774	2	2	1:44.299	30.675	42.409	31.215	257.1	4:18.788						
15	1	1:43.925	30.917	41.901	31.107	264.7	50:10.699	3	2	1:42.782	30.107	42.012	30.663	259.0	6:01.570						
16	1	1:42.996	29.849	41.866	31.281	263.4	51:53.695	4	2	2:26.731 B	30.182	1:00.194	56.355	259.0	8:28.301						
17	1	1:43.306	29.925	42.118	31.263	266.0	53:37.001	5	1	22:03.851	...	46.996	33.963	155.2	30:32.152						
18	1	1:57.086 B	31.485	43.308	42.293	262.1	55:34.087	6	1	1:46.847	31.914	43.175	31.758	252.3	32:18.999						
							Duqueine M30 - D08 - Nissan									LMP3					
67	Haegeli by T2 Racing															LMP3					
1. Pieder DECURTINS																					
2. Samir BEN																					
1	1	2:08.354	53.078	44.172	31.104	173.4	2:08.354	1	1	2:20.929	1:05.467	44.073	31.389	176.8	2:20.929						
2	1	1:44.060	30.551	42.911	30.598	259.6	3:52.414	2	1	1:43.737	31.078	42.217	30.442	258.4	4:04.666						
3	1	1:47.053 B	29.792	40.905	36.356	260.9	5:39.467	3	1	1:40.770	29.514	41.208	30.048	260.2	5:45.436						
4	1	2:25.888	...	42.568	31.284	179.7	34:05.355	4	1	2:15.575 B	29.423	42.957	1:03.195	262.8	8:01.011						
5	1	1:52.622 B	29.716	42.644	40.262	259.6	35:57.977	5	2	23:32.168	...	41.304	30.251	187.5	31:33.179						
6	2	3:17.903	2:06.737	41.242	29.924	190.8	39:15.880	6	2	1:39.053	29.002	40.621	29.430	259.6	33:12.232						
7	2	1:41.439	29.505	41.853	30.081	265.4	40:57.319	7	2	1:38.389	28.755	40.286	29.348	262.1	34:50.621						
8	2	1:39.094	29.006	40.495	29.593	263.4	42:36.413	8	2	1:38.759	28.676	40.749	29.334	264.1	36:29.380						
9	2	1:53.557	28.958	53.823	30.776	263.4	44:29.970	9	2	1:40.191	28.671	41.133	30.387	264.1	38:09.571						
10	2	1:40.991	29.451	41.194	30.346	262.1	46:10.961	10	2	1:40.644	29.277	41.164	30.203	265.4	39:50.215						
11	2	1:42.400	29.592	42.399	30.409	263.4	47:53.361	11	2	1:40.606	29.335	41.425	29.846	264.7	41:30.821						
12	2	1:42.050	29.376	41.424	31.250	263.4	49:35.411	12	2	1:41.886	30.340	40.707	30.839	264.7	43:12.707						
13	2	1:41.566	29.280	41.040	31.246	263.4	51:16.977	13	2	1:39.276	29.155	40.604	29.517	264.1	44:51.983						
14	2	1:41.550	29.864	41.431	30.255	262.8	52:58.527	14	2	1:38.895	28.705	40.495	29.695	263.4	46:30.878						
15	2	1:40.484	29.464	40.899	30.121	262.1	54:39.011	15	2	1:40.562	28.663	42.033	29.866	264.1	48:11.440						
16	2	1:40.675	29.489	41.108	30.078	263.4	56:19.686	16	2	1:38.748	28.596	40.568	29.584	262.8	49:50.188						
17	2	1:40.808	29.407	41.074	30.327	262.8	58:00.494	17	2	1:38.215	28.673	40.250	29.292	263.4	51:28.403						
18	2	1:42.764	29.656	40.941	32.167	263.4	59:43.258	18	2	1:46.524 B	28.870	40.929	36.725	264.7	53:14.927						
19	2	3:27.527 B	1:10.768	1:20.123	56.636	81.4	1:03:10.785	19	1	3:42.850	2:30.155	42.293	30.402	149.8	56:57.777						
							Ligier JS P320 - Nissan									LMP3					
71	Rinaldi Racing															LMP3					
1. Stefan AUST																					
2. Felipe FERNANDEZ-LASER																					
1	2	2:39.307 B	1:13.380	44.804	41.123	144.4	2:39.307	20	1	1:41.742	29.356	41.879	30.507	262.8	58:39.519						
2	2	4:49.973 B	3:15.464	44.347	50.162	183.7	7:29.280	21	1	2:21.966 B	30.156	59.270	52.540	262.8	1:01:01.485						
3	2	22:22.899	...	42.608	31.023	183.1	29:52.179								Ligier JS P320 - Nissan		LMP3				
4	2	1:41.544	30.075	41.324	30.145	256.5	31:33.723														
5	2	1:41.189	29.522	41.747	29.920	260.2	33:14.912														
6	2	1:47.853 B	29.663	41.370	36.820	260.9	35:02.765														
7	2	4:20.975	3:10.621	40.686	29.668	190.8	39:23.740														
8	2	1:38.474	28.738	40.248	29.488	262.1	41:02.214														
9	2	1:39.451	29.088	40.672	29.691	264.7	42:41.665														
10	2	1:39.152	28.922	40.566	29.664	262.1	44:20.817														
11	2	1:47.227 B	28.993	41.351	36.893	261.5	46:08.054														
12	1	4:10.753	2:57.421	42.410	30.922	185.9	50:18.807														
13	1	1:42.738	29.574	42.229	30.935	261.5	52:01.545														
14	1	1:42.074	29.907	41.422	30.745	259.6	53:43.619														
15	1	1:41.783	29.429	41.469	30.885	260.9	55:25.402														



LE MANS CUP



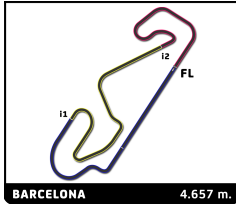
Michelin Le Mans Cup Barcelona Round Free Practice 2

Sector Analysis

Lap under Red Flag Invalidated Lap Personal Best Session Best B Crossing the pit lane

Lap	D	Time	Sector 1	Sector 2	Sector 3	T. Spd	Elapsed	Lap	D	Time	Sector 1	Sector 2	Sector 3	T. Spd	Elapsed
83 Iron Dames 1. Celia MARTIN 2. Karen GAILLARD Lamborghini Huracan GT3 EVO2 GT3								5	1	22:03.086	...	43.294	31.222	168.2	31:17.803
1	1	3:23.835	2:03.066	47.407	33.362	177.0	3:23.835	6	1	1:41.665	29.803	41.969	29.893	260.2	32:59.468
2	1	1:46.879	31.389	43.781	31.709	254.1	5:10.714	7	1	1:39.986	29.177	40.465	30.344	264.7	34:39.454
3	1	1:44.810	31.029	42.739	31.042	255.3	6:55.524	8	1	1:38.864	29.064	40.417	29.383	264.7	36:18.318
4	1	3:22.566 B	1:05.813	1:19.978	56.775	80.1	10:18.090	9	1	1:39.748	28.924	40.494	30.330	265.4	37:58.066
5	1	20:02.320	...	45.672	33.060	183.7	30:20.410	10	1	1:39.245	28.836	40.506	29.903	266.7	39:37.311
6	1	1:46.662	31.090	43.927	31.645	255.3	32:07.072	11	1	1:40.131	28.995	41.354	29.782	266.7	41:17.442
7	1	1:43.743	30.472	42.234	31.037	255.9	33:50.815	12	1	1:46.064 B	28.916	40.698	36.450	267.3	43:03.506
8	1	1:44.548	30.516	43.000	31.032	257.1	35:35.363	13	2	4:20.374	3:09.877	40.771	29.726	192.9	47:23.880
9	1	1:43.921	31.236	41.920	30.765	244.9	37:19.284	14	2	1:39.930	29.019	41.074	29.837	266.0	49:03.810
10	1	1:48.182 B	30.221	42.095	35.866	257.8	39:07.466	15	2	1:38.058	28.516	40.206	29.336	266.7	50:41.868
11	2	4:24.893	3:11.853	42.305	30.735	184.6	43:32.359	16	2	1:42.113	30.044	41.437	30.632	270.7	52:23.981
12	2	1:43.062	30.244	41.904	30.914	257.1	45:15.421	17	2	1:39.016	28.996	40.479	29.541	267.3	54:02.997
13	2	1:42.236	30.148	41.664	30.424	257.1	46:57.657	18	2	1:51.009	28.675	40.448	41.886	266.7	55:54.006
14	2	1:42.573	30.117	41.697	30.759	257.8	48:40.230	19	2	1:38.553	28.683	40.139	29.731	266.7	57:32.559
15	2	1:47.102	30.752	44.607	31.743	257.1	50:27.332	20	2	1:39.864	29.544	40.716	29.604	267.3	59:12.423
16	2	1:42.893	30.151	41.823	30.919	257.1	52:10.225	21	2	2:51.376 B	32.996	1:20.857	57.523	268.0	1:02:03.799
17	2	1:42.468	29.989	41.855	30.624	257.8	53:52.693								
18	2	1:43.820	30.279	42.105	31.436	259.0	55:36.513								
19	2	1:44.822	31.210	42.526	31.086	258.4	57:21.335								
20	2	1:43.248	30.191	42.141	30.916	259.6	59:04.583								
21	2	2:42.065 B	30.155	1:15.589	56.321	258.4	1:01:46.648								
84 ANS Motorsport 1. Julien LEMOINE 2. Paul TROJANI Ligier JS P320 - Nissan LMP3								1	2	2:11.990	57.455	43.521	31.014	173.1	2:11.990
1	2	2:03.926	49.704	42.679	31.543	175.9	2:03.926	2	2	1:41.661	29.805	41.612	30.244	259.6	3:53.651
2	2	1:41.232	29.603	41.344	30.285	258.4	3:45.158	3	2	1:40.781	29.719	41.207	29.855	265.4	5:34.432
3	2	1:40.423	29.570	40.595	30.258	263.4	5:25.581	4	2	2:04.150 B	28.853	40.486	54.811	264.7	7:38.582
4	2	1:51.715 B	29.071	40.456	42.188	262.1	7:17.296	5	1	23:42.283	...	42.839	31.000	187.5	31:20.865
5	2	22:56.414 B	...	41.902	38.738	187.8	30:13.710	6	1	1:44.788	29.998	44.425	30.365	261.5	33:05.653
6	1	3:43.350	2:29.548	42.864	30.938	182.7	33:57.060	7	1	1:41.458	29.622	41.528	30.308	262.1	34:47.111
7	1	1:42.166	29.967	41.817	30.382	261.5	35:39.226	8	1	1:40.974	29.590	41.415	29.969	264.1	36:28.085
8	1	1:41.714	29.667	41.729	30.318	260.9	37:20.940	9	1	1:41.066	29.310	41.501	30.255	264.7	38:09.151
9	1	1:41.736	29.462	41.838	30.436	264.1	39:02.676	10	1	1:40.740	29.359	41.196	30.185	265.4	39:49.891
10	1	1:40.482	29.317	41.122	30.043	262.8	40:43.158	11	1	1:50.343 B	29.397	41.570	39.376	264.7	41:40.234
11	1	1:42.427	30.352	41.676	30.399	264.7	42:25.585	12	2	3:56.973	2:44.513	41.437	31.023	190.5	45:37.207
12	1	1:41.953	29.620	41.651	30.682	262.1	44:07.538	13	2	1:39.326	29.082	40.666	29.578	262.8	47:16.533
13	1	1:42.545	29.837	42.214	30.494	263.4	45:50.083	14	2	1:38.908	28.584	40.456	29.868	265.4	48:55.441
14	1	1:43.184	29.859	41.753	31.572	264.7	47:33.267	15	2	1:40.363	28.909	41.665	29.789	268.0	50:35.804
15	1	1:42.116	30.131	41.359	30.626	265.4	49:15.383	16	2	1:39.565	28.698	40.864	30.003	266.0	52:15.369
16	1	1:41.173	29.587	41.338	30.248	261.5	50:56.556	17	2	1:39.884	29.033	41.109	29.742	266.7	53:55.253
17	1	1:49.800 B	29.451	41.616	38.733	263.4	52:46.356	18	2	1:39.728	28.832	40.941	29.955	267.3	55:34.981
18	2	4:47.750	3:28.242	45.831	33.677	153.4	57:34.106	19	2	1:41.846	29.525	42.289	30.032	266.7	57:16.827
19	2	1:56.540 B	30.719	45.386	40.435	260.2	59:30.646	20	2	1:38.944	29.044	40.411	29.489	266.0	58:55.771
								21	2	2:37.292 B	28.785	1:08.808	59.699	266.7	1:01:33.063
85 R-ace GP 1. Fabien MICHAL 2. Hadrien DAVID Duqueine M30 - D08 - Nissan LMP3								1	1	3:36.896	2:11.726	49.797	35.373	164.4	3:36.896
1	1	3:02.748	1:42.662	48.117	31.969	150.8	3:02.748	2	1	1:50.756	32.226	45.084	33.446	257.1	5:27.652
2	1	1:43.069	30.809	41.850	30.410	241.1	4:45.817	3	1	2:08.967 B	30.923	43.861	54.183	259.0	7:36.619
3	1	1:40.386	29.627	41.028	29.731	261.5	6:26.203	4	1	23:10.869	...	45.950	35.244	150.8	30:47.488
4	1	2:48.514 B	30.778	1:20.268	57.468	266.7	9:14.717	5	1	1:52.744	31.984	45.321	35.439	257.1	32:40.232
								6	1	1:45.415	30.909	42.590	31.916	257.8	34:25.647
								7	1	1:45.226	30.594	42.601	32.031	259.0	36:10.873
								8	1	1:50.975 B	30.614	42.667	37.694	260.2	38:01.848
								9	1	2:24.531 B	1:04.249	42.657	37.625	180.9	40:26.379
88 AF Corse 1. Custodio TOLEDO 2. Riccardo AGOSTINI Ferrari 296 GT3 GT3								1	1	3:36.896	2:11.726	49.797	35.373	164.4	3:36.896
1	1	3:02.748	1:42.662	48.117	31.969	150.8	3:02.748	2	1	1:50.756	32.226	45.084	33.446	257.1	5:27.652
2	1	1:43.069	30.809	41.850	30.410	241.1	4:45.817	3	1	2:08.967 B	30.923	43.861	54.183	259.0	7:36.619
3	1	1:40.386	29.627	41.028	29.731	261.5	6:26.203	4	1	23:10.869	...	45.950	35.244	150.8	30:47.488
4	1	2:48.514 B	30.778	1:20.268	57.468	266.7	9:14.717	5	1	1:52.744	31.984	45.321	35.439	257.1	32:40.232
								6	1	1:45.415	30.909	42.590	31.916	257.8	34:25.647
								7	1	1:45.226	30.594	42.601	32.031	259.0	36:10.873
								8	1	1:50.975 B	30.614	42.667	37.694	260.2	38:01.848
								9	1	2:24.531 B	1:04.249	42.657	37.625	180.9	40:26.379

LE MANS CUP



Michelin Le Mans Cup Barcelona Round Free Practice 2

Sector Analysis

Lap under Red Flag Invalidated Lap Personal Best Session Best B Crossing the pit lane

Lap	D	Time	Sector 1	Sector 2	Sector 3	T. Spd	Elapsed	Lap	D	Time	Sector 1	Sector 2	Sector 3	T. Spd	Elapsed
10	2	3:22.887	2:07.503	42.376	33.008	189.8	43:49.266								
11	2	1:41.815	29.812	41.522	30.481	261.5	45:31.081								
12	2	1:41.444	29.845	41.421	30.178	260.9	47:12.525								
13	2	1:41.954	29.675	41.694	30.588	262.1	48:54.479								
14	2	1:46.949	29.710	44.403	32.836	263.4	50:41.428								
15	2	1:49.260 B	30.623	42.742	35.895	262.8	52:30.688								
16	2	2:52.610	1:36.892	41.855	33.863	188.5	55:23.298								
17	2	1:43.451	30.425	42.265	30.761	264.7	57:06.749								
18	2	1:41.797	29.799	41.602	30.396	262.1	58:48.546								
19	2	2:34.365 B	29.859	1:07.428	57.078	262.8	1:01:22.911								

97	COOL Racing	Ligier JS P320 - Nissan
	1. Adrien CHILA	LMP3
	2. David DROUX	

1	2	1:58.140	45.486	42.609	30.045	184.6	1:58.140								
2	2	1:40.018	29.486	40.808	29.724	261.5	3:38.158								
3	2	1:40.786	30.139	40.989	29.658	264.7	5:18.944								
4	2	1:39.102	28.959	40.606	29.537	264.1	6:58.046								
5	2	3:26.377 B	1:06.211	1:20.516	59.650	80.2	10:24.423								
6	1	20:54.750	...	43.054	31.432	184.3	31:19.173								
7	1	1:45.764	29.731	45.549	30.484	262.1	33:04.937								
8	1	1:41.030	29.390	41.458	30.182	264.1	34:45.967								
9	1	1:40.808	29.309	41.514	29.985	264.7	36:26.775								
10	1	1:40.794	29.385	41.370	30.039	264.7	38:07.569								
11	1	1:40.366	29.124	41.222	30.020	266.0	39:47.935								
12	1	1:42.389	29.729	42.201	30.459	267.3	41:30.324								
13	1	1:42.018	29.670	41.605	30.743	266.0	43:12.342								
14	1	1:48.041 B	29.264	42.643	36.134	264.7	45:00.383								
15	2	4:06.989	2:52.191	41.114	33.684	192.2	49:07.372								
16	2	2:08.690 B	28.789	40.327	59.574	265.4	51:16.062								