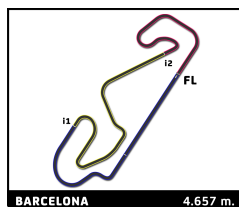


LE MANS CUP

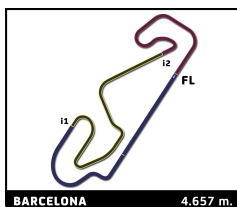


Michelin Le Mans Cup Barcelona Round Qualifying Practice - LMP3

Sector Analysis

											Lap under Red Flag	Invalidated Lap	Personal Best	Session Best	Crossing the pit lane						
Lap	D	Time	Sector 1	Sector 2	Sector 3	T. Spd	Elapsed	Lap	D	Time	Sector 1	Sector 2	Sector 3	T. Spd	Elapsed						
2		CD Sport					Ligier JS P320 - Nissan														
		1. Shahan SARKISSIAN					LMP3														
		2. Willyam GOSSELIN																			
1	1	2:56.380	1:34.785	49.321	32.274	184.0	2:56.380	2	1	1:47.452	30.570	44.065	32.817	263.4	3:51.641						
2	1	1:45.537	29.164	41.965	34.408	263.4	4:41.917	3	1	1:51.868 B	28.656	40.231	42.981	263.4	5:43.509						
3	1	2:35.097 B	28.728	1:08.480	57.889	265.4	7:17.014	4	1	7:39.794	6:29.822	40.542	29.430	187.5	13:23.303						
4	1	6:35.749	5:16.630	45.900	33.219	187.2	13:52.763	5	1	1:37.826	28.638	40.069	29.119	261.5	15:01.129						
5	1	1:44.795	28.717	40.058	36.020	265.4	15:37.558	6	1	1:37.941	28.535	40.025	29.381	264.1	16:39.070						
6	1	1:40.526	29.107	40.661	30.758	266.0	17:18.084	7	1	1:38.569	28.643	40.430	29.496	262.8	18:17.639						
7	1	1:37.740	28.436	40.073	29.231	266.7	18:55.824	8	1	1:38.532	28.590	40.359	29.583	264.1	19:56.171						
8	1	1:37.679	28.249	39.979	29.451	268.0	20:33.503	9	1	1:38.831	28.652	40.477	29.702	264.1	21:35.002						
9	1	1:37.799	28.364	39.936	29.499	268.0	22:11.302														
7		Nielsen Racing					Ligier JS P320 - Nissan														
		1. Anthony WELLS					LMP3														
		2. Wayne BOYD																			
1	1	1:57.772	43.110	43.534	31.128	163.6	1:57.772														
2	1	1:47.827	29.901	41.873	36.053	260.2	3:45.599														
3	1	1:39.606	28.642	41.102	29.862	264.7	5:25.205														
4	1	3:12.785 B	53.689	1:20.871	58.225	146.3	8:37.990														
5	1	5:04.570	3:44.972	43.278	36.320	170.6	13:42.560														
6	1	1:38.822	29.127	40.366	29.329	262.8	15:21.382														
7	1	1:37.998	28.620	40.016	29.362	265.4	16:59.380														
8	1	1:37.734	28.612	39.882	29.240	264.7	18:37.114														
9	1	1:39.746	28.469	40.808	30.469	264.7	20:16.860														
10	1	1:38.006	28.397	40.221	29.388	266.7	21:54.866														
10		Racing Spirit of Leman					Ligier JS P320 - Nissan														
		1. Christophe LAPIERRE					LMP3														
		2. Marius FOSSARD																			
1	1	2:17.358	1:00.503	44.939	31.916	165.1	2:17.358														
2	1	1:55.584	30.871	44.186	40.527	257.8	4:12.942														
3	1	2:04.898 B	28.976	40.201	55.721	261.5	6:17.840														
4	1	7:21.594	6:00.867	41.626	39.101	187.2	13:39.434														
5	1	1:38.029	28.798	40.015	29.216	260.2	15:17.463														
6	1	1:37.470	28.546	39.862	29.062	263.4	16:54.933														
7	1	1:37.258	28.539	39.643	29.076	262.8	18:32.191														
8	1	1:39.266	28.938	40.335	29.993	262.8	20:11.457														
9	1	1:37.507	28.415	39.810	29.282	263.4	21:48.964														
11		CD Sport					Ligier JS P320 - Nissan														
		1. Christian SHORT					LMP3														
		2. Franck CHAPPARD																			
1	1	3:04.205	1:47.948	44.201	32.056	158.1	3:04.205														
2	1	1:41.064	29.814	41.240	30.010	252.3	4:45.269														
3	1	2:44.664 B	28.950	1:12.434	1:03.280	260.2	7:29.933														
4	1	6:28.397	5:05.934	45.005	37.458	187.8	13:58.330														
5	1	1:40.116	29.083	40.471	30.562	260.9	15:38.446														
6	1	1:41.426	28.886	41.149	31.391	263.4	17:19.872														
7	1	1:37.186	28.345	39.850	28.991	260.9	18:57.058														
8	1	1:42.114	28.146	40.882	33.086	263.4	20:39.172														
9	1	1:37.870	28.427	40.066	29.377	262.8	22:17.042														
13		MRacing					Ligier JS P320 - Nissan														
		1. Romano RICCI					LMP3														
		2. Alexandre COUGNAUD																			
1	1	2:04.189	50.359	43.661	30.169	186.5	2:04.189														
17		IDEC Sport					Ligier JS P320 - Nissan														
		1. Patrice LAFARGUE					LMP3														
		2. Dino LUNARDI																			
1	1	2:33.664	1:13.853	46.594	33.217	173.9	2:33.664														
2	1	1:52.529	30.682	48.956	32.891	256.5	4:26.193														
20		High Class Racing					Ligier JS P320 - Nissan														
		1. Jens Reno MOLLER					LMP3														
		2. Tommy FOSTER																			
1	1	2:03.757	48.273	44.180	31.304	182.7	2:03.757														
2	1	1:45.422	30.128	41.306	33.988	259.0	3:49.179														
3	1	2:00.555 B	28.842	40.767	50.946	259.6	5:49.734														
4	1	7:35.694	6:26.274	40.541	29.879	190.8	13:25.428														
5	1	1:36.846	28.318	39.666	28.862	259.0	15:02.274														
6	1	1:41.250	30.337	41.137	29.776	259.6	16:43.524														
7	1	1:36.564	28.332	39.553	28.679	261.5	18:20.088														
8	1	1:36.737	28.203	39.376	29.158	261.5	19:56.825														
26		Bretton Racing					Ligier JS P320 - Nissan														
		1. Ben STONE					LMP3														
		2. Dan SKOCDOPOLE																			
1	1	2:29.341	1:04.612	48.027	36.702	172.5	2:29.341														
2	1	1:50.641	31.922	46.076	32.643	229.8	4:19.982														
3	1	2:06.566 B	29.051	41.649	55.866	259.6	6:26.548														
4	1	7:20.601	6:03.507	44.867	32.227	165.4	13:47.149														
5	1	1:44.895	28.902	42.656	33.337	261.5	15:32.044														
6	1	1:37.573	28.661	39.976	28.936	260.9	17:09.617														
7	1	1:37.462	28.348	39.831	29.283	263.4	18:47.079														
8	1	1:37.787	28.341	39.986	29.460	263.4	20:24.866														
9	1	1:40.366	28.971	40.738	30.657	265.4	22:05.232														
27		P4 Racing					Ligier JS P320 - Nissan														
		1. Andrew FERGUSON					LMP3														
		2. Louis HAMILTON-SMITH																			
1	1	3:05.489	1:44.223	45.926	35.340	160.0	3:05.489														
2	1	1:42.157	30.058	41.880	30.219	258.4	4:47.646														
3	1	2:44.383 B	29.467	1:12.271	1:02.645	262.1	7:32.029														
4	1	6:50.683	5:33.687	44.520	32.476	177.3	14:22.712														
5	1	1:41.563	29.812	41.413	30.338	260.2	16:04.275														
6	1	1:56.355	41.629	43.770	30.956	260.9	18:00.630														
7	1	1:41.841	29.619	41.893	30.329	260.9	19:42.471														
8	1	1:41.263	29.437			262.8	21:23.734														
9	1	1:41.787	29.492	41.728	30.567	262.8	23:05.521														
28		MV2S Racing					Ligier JS P320 - Nissan														
		1. Romain IANNETTA					LMP3														
		2. Kenzie Reiss BEECROFT																			
1	1	3:09.592	1:48.657	47.329	33.606	153.8	3:09.592														
2	1	1:44.061	31.294	42.383	30.384	254.7	4:53.653														

LE MANS CUP

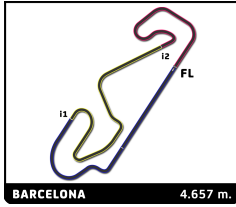


Michelin Le Mans Cup Barcelona Round Qualifying Practice - LMP3

Sector Analysis

Lap under Red Flag											Invalidated Lap	Personal Best	Session Best	B Crossing the pit lane	
Lap	D	Time	Sector 1	Sector 2	Sector 3	T. Spd	Elapsed	Lap	D	Time	Sector 1	Sector 2	Sector 3	T. Spd	Elapsed
29 MV2S Racing Ligier JS P320 - Nissan LMP3 1. Clément MORENO 2. Maximus MAYER															
3	1	2:40.372 B	29.543	1:09.840	1:00.989	257.8	7:34.025								
4	1	6:22.190	5:03.210	44.422	34.558	185.9	13:56.215								
5	1	1:42.041	29.527	41.247	31.267	255.9	15:38.256								
6	1	1:45.285	29.965	41.006	34.314	258.4	17:23.541								
7	1	1:41.256	29.629	41.134	30.493	258.4	19:04.797								
8	1	1:43.517	29.885	40.925	32.707	260.9	20:48.314								
9	1	1:40.097	29.069	40.698	30.330	260.9	22:28.411								
34 Inter Europol Competition Ligier JS P320 - Nissan LMP3 1. Alexander BUKHANTSOV 2. Rik KOEN															
1	1	3:16.559	2:00.642	44.835	31.082	159.5	3:16.559								
2	1	1:41.411	29.998	41.633	29.780	259.0	4:57.970								
3	1	2:53.969 B	35.091	1:20.775	58.103	262.1	7:51.939								
4	1	6:14.266	5:01.762	42.257	30.247	138.5	14:06.205								
5	1	1:42.222	28.972	40.673	32.577	260.9	15:48.427								
6	1	1:38.410	28.796	40.322	29.292	260.9	17:26.837								
7	1	1:38.291	28.668	40.351	29.272	262.1	19:05.128								
8	1	1:42.290	28.969	40.881	32.440	266.7	20:47.418								
9	1	1:41.443	28.596	40.224	32.623	263.4	22:28.861								
42 Steller Motorsport Duqueine M30 - D08 - Nissan LMP3 1. Sylvain GUINTOLI 2. Sennan FIELDING															
1	1	2:48.569	1:26.787	48.699	33.083	135.8	2:48.569								
2	1	1:46.321	31.433	43.773	31.115	239.5	4:34.890								
3	1	2:30.356 B	29.267	1:02.336	58.753	261.5	7:05.246								
4	1	6:42.226	5:26.765	43.509	31.952	173.9	13:47.472								
5	1	1:47.697	30.119	42.188	35.390	268.7	15:35.169								
6	1	1:39.624	29.362	40.664	29.598	262.8	17:14.793								
7	1	1:38.412	28.812	40.263	29.337	264.1	18:53.205								
8	1	1:38.156	28.498	40.357	29.301	267.3	20:31.361								
9	1	1:38.772	28.521	40.684	29.567	265.4	22:10.133								
43 Inter Europol Competition Ligier JS P320 - Nissan LMP3 1. Timothy CRESWICK 2. Sebastian GRAVLUND															
1	1	1:55.821	41.496	43.272	31.053	165.6	1:55.821								
2	1	1:40.814	29.538	41.578	29.698	259.0	3:36.635								
3	1	1:38.643	28.814	40.516	29.313	261.5	5:15.278								
4	1	3:06.971 B	49.254	1:20.703	57.014	201.9	8:22.249								
5	1	5:57.590	4:46.124	41.244	30.222	192.5	14:19.839								
6	1	1:37.694	28.528	39.978	29.188	259.6	15:57.533								
44 Team Virage Ligier JS P320 - Nissan LMP3 1. Jamie FALVEY 2. Mihnea STEFAN															
1	1	3:26.044	2:10.816	42.994	32.234	185.6	3:26.044								
2	1	1:41.374	29.718	41.342	30.314	244.9	5:07.418								
3	1	3:02.929 B	33.559	1:17.858	1:11.512	262.8	8:10.347								
4	1	5:53.178	4:35.592	47.884	29.702	189.1	14:03.525								
5	1	1:48.098	28.267	40.953	38.878	264.1	15:51.623								
6	1	1:36.533	28.373	39.605	28.555	263.4	17:28.156								
7	1	1:42.832	28.056	44.979	29.797	265.4	19:10.988								
8	1	1:38.864	28.122	39.624	31.118	262.8	20:49.852								
50 Reiter Engineering Ligier JS P320 - Nissan LMP3 1. Horst FELBERMAYR 2. Moritz LÖHNER															
1	1	1:59.761	46.563	42.926	30.272	166.7	1:59.761								
2	1	1:48.788	29.563	41.739	37.486	263.4	3:48.549								
3	1	1:38.941	28.538	40.018	30.385	264.7	5:27.490								
4	1	3:25.463 B	1:01.018	1:20.459	1:03.986	111.2	8:52.953								
5	1	5:21.301	4:01.796	47.469	32.036	113.9	14:14.254								
6	1	1:38.204	28.792	40.019	29.393	264.1	15:52.458								
7	1	1:49.097	28.573	47.826	32.698	266.0	17:41.555								
8	1	1:38.416	28.580	40.366	29.470	264.7	19:19.971								
9	1	1:38.156	28.376	39.878	29.902	266.0	20:58.127								
10	1	1:39.136	29.045	40.481	29.610	265.4	22:37.263								
58 GG Classics Ligier JS P320 - Nissan LMP3 1. George NAKAS 2. Fraser ROSS															
1	1	2:31.759	1:11.835	45.898	34.026	175.3	2:31.759								
2	1	1:51.099	31.711	44.906	34.482	247.7	4:22.858								
3	1	2:24.240 B	30.059	53.006	1:01.175	259.6	6:47.098								
4	1	7:01.663	5:44.295	44.596	32.772	165.6	13:48.761								
5	1	1:47.800	30.006	41.701	36.093	261.5	15:36.561								
6	1	1:44.387	30.090	42.014	32.283	256.5	17:20.948								
7	1	1:41.213	29.585	41.682	29.946	262.8	19:02.161								
8	1	1:41.104	29.522	41.327	30.255	265.4	20:43.265								
9	1	1:41.731	29.621	41.724	30.386	262.1	22:24.996								
59 Team Virage Ligier JS P320 - Nissan LMP3 1. Oscar BITTAR 2. Ricardo GRACIA FILHO															
1	1	2:26.369	59.542	51.079	35.748	147.3	2:26.369								
2	1	1:49.672	32.898	44.608	32.166	226.9	4:16.041								
3	1	2:06.745 B	29.740	42.104	54.901	261.5	6:22.786								
4	1	7:18.048	5:59.396	43.067	35.585	173.4	13:40.834								
5	1	1:38.171	28.855	40.476	28.840	262.1	15:19.005								
6	1	1:37.118	28.460	39.812	28.846	263.4	16:56.123								
7	1	1:36.832	28.426	39.664	28.742	263.4	18:32.955								
8	1	1:40.055	28.528	40.387	31.140	264.7	20:13.010								
9	1	1:36.850	28.401	39.694	28.755	265.4	21:49.860								

LE MANS CUP



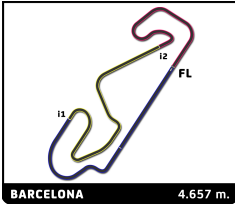
Michelin Le Mans Cup Barcelona Round Qualifying Practice - LMP3

Sector Analysis

							Lap under Red Flag							Invalidated Lap							Personal Best							Session Best							B Crossing the pit lane																																																																																				
Lap	D	Time	Sector 1	Sector 2	Sector 3	T. Spd	Elapsed	Lap	D	Time	Sector 1	Sector 2	Sector 3	T. Spd	Elapsed	Lap	D	Time	Sector 1	Sector 2	Sector 3	T. Spd	Elapsed	Lap	D	Time	Sector 1	Sector 2	Sector 3	T. Spd	Elapsed	Lap	D	Time	Sector 1	Sector 2	Sector 3	T. Spd	Elapsed																																																																																
62 Bretton Racing Ligier JS P320 - Nissan LMP3 1.Georgios KOLOVOS 2.Axel GNOS																																																																																																																							
1	1	2:26.685	1:02.428	49.284	34.973	175.3	2:26.685	2	1	1:45.274	28.947	42.311	34.016	259.6	4:43.766	3	1	2:44.070 B	28.535	1:11.169	1:04.366	262.1	7:27.836	4	1	6:26.019	5:07.758	45.626	32.635	166.7	13:53.855	5	1	1:39.417	28.604	39.998	30.815	260.2	15:33.272	6	1	1:37.272	28.386	39.705	29.181	261.5	17:10.544	7	1	1:41.683	28.487	42.828	30.368	262.8	18:52.227	8	1	1:43.230	28.665	41.989	32.576	261.5	20:35.457	9	1	1:37.849	28.438	40.023	29.388	262.8	22:13.306																																																
66 Rinaldi Racing Ligier JS P320 - Nissan LMP3 1.Steve PARROW 2.Daniel KEILWITZ																																																																																																																							
1	1	3:19.518	2:05.082	43.412	31.024	167.7	3:19.518	2	1	1:42.801	30.169	41.309	31.323	258.4	3:46.187	3	1	1:39.498	28.965	40.727	29.806	262.1	5:25.685	4	1	3:19.907 B	1:00.421	1:20.781	58.705	96.9	8:45.592	5	1	5:20.111	4:07.280	42.640	30.191	189.5	14:05.703	6	1	1:38.922	28.757	40.555	29.610	262.8	15:44.625	7	1	1:39.270	28.847	40.390	30.033	266.0	17:23.895	8	1	1:53.479	31.380	49.016	33.083	263.4	19:17.374	9	1	1:38.936	29.014	40.606	29.316	261.5	20:56.310	10	1	1:38.423	28.721	40.345	29.357	264.1	22:34.733																																								
67 Haegeli by T2 Racing Duqueine M30 - D08 - Nissan LMP3 1.Pieder DECURTINS 2.Samir BEN																																																																																																																							
1	1	1:56.516	42.060	43.385	31.071	170.1	1:56.516	2	1	1:55.369	41.235	43.380	30.754	160.5	1:55.369	3	1	1:40.497	29.751	41.364	29.382	255.3	3:35.866	4	1	3:08.970 B	49.296	1:20.425	59.249	184.6	8:25.302	5	1	1:36.344	28.160	39.451	28.733	266.0	5:12.210	6	1	3:07.284 B	48.251	1:20.609	58.424	260.2	8:19.494	7	1	1:40.718	29.624	41.405	29.689	260.2	3:37.234	8	1	1:39.098	28.982	40.670	29.446	263.4	5:16.332	9	1	6:02.000	4:43.896	44.744	33.360	184.0	13:58.192	10	1	1:42.021	30.151	41.507	30.363	261.5	15:40.213	11	1	1:42.021	30.151	41.507	30.363	261.5	15:40.213	12	1	1:41.393	29.201	41.177	31.015	264.1	17:21.606	13	1	1:42.769	29.313	42.973	30.483	270.7	19:04.375	14	1	1:39.935	29.278	40.571	30.086	265.4	20:44.310	15	1	1:55.321 B	29.108	41.623	44.590	264.1	22:39.631
71 Rinaldi Racing Ligier JS P320 - Nissan LMP3 1.Stefan AUST 2.Felipe FERNANDEZ-LASER																																																																																																																							
1	1	2:07.133	48.359	46.808	31.966	173.1	2:07.133	2	1	1:42.497	29.751	41.364	29.382	255.3	3:35.866	3	1	1:50.829 B	28.841	40.952	41.036	260.9	5:44.734	4	1	7:43.499	6:31.227	42.036	30.236	187.8	13:28.233	5	1	1:38.779	28.851	40.411	29.517	260.9	15:07.012	6	1	1:39.360	28.721	40.808	29.831	260.9	16:46.372	7	1	1:38.514	28.471	40.396	29.647	260.9	18:24.886	8	1	1:38.749	28.905	40.341	29.503	262.1	20:03.635	9	1	1:38.465	28.638	40.311	29.516	262.8	21:42.100																																																
77 Team Thor Ligier JS P320 - Nissan LMP3 1.Audunn GUDMUNDSSON 2.Colin NOBLE																																																																																																																							
1	1	2:58.492	1:41.625	43.841	33.026	181.8	2:58.492	2	1	1:37.185	28.496	39.739	28.950	264.7	18:30.490	3	1	2:01.868 B	31.221	47.596	43.051	214.7	20:32.358	4	1	2:47.061	1:30.589	44.308	32.164	181.8	2:47.061	5	1	1:46.665	29.690	41.160	35.815	259.6	4:33.726	6	1	2:30.108 B	28.780	1:03.071	58.257	263.4	7:03.834	7	1	6:40.822	5:27.147	42.300	31.375	152.3	13:44.656	8	1	1:38.718	28.959	40.683	29.076	263.4	15:23.374	9	1	1:37.331	28.302	40.064	28.965	266.7	17:00.705	10	1	1:42.974	29.155	42.601	31.218	264.7	18:43.679	11	1	1:37.353	28.378	40.004	28.971	266.0	20:21.032	12	1	1:37.311	28.239	40.153	28.919	268.0	21:58.343																								
84 ANS Motorsport Ligier JS P320 - Nissan LMP3 1.Julien LEMOINE 2.Paul TROJANI																																																																																																																							
1	1	2:03.386	47.594	44.513	31.279	175.3	2:03.386	2	1	1:42.801	30.169	41.309	31.323	258.4	3:46.187	3	1	1:39.498	28.965	40.727	29.806	262.1	5:25.685	4	1	3:19.907 B	1:00.421	1:20.781	58.705	96.9	8:45.592	5	1	5:20.111	4:07.280	42.640	30.191	189.5	14:05.703	6	1	1:38.922	28.757	40.555	29.610	262.8	15:44.625	7	1	1:39.270	28.847	40.390	30.033	266.0	17:23.895	8	1	1:53.479	31.380	49.016	33.083	263.4	19:17.374	9	1	1:38.936	29.014	40.606	29.316	261.5	20:56.310	10	1	1:38.423	28.721	40.345	29.357	264.1	22:34.733																																								
85 R-race GP Duqueine M30 - D08 - Nissan LMP3 1.Fabien MICHAL 2.Hadrien DAVID																																																																																																																							
1	1	1:55.369	41.235	43.380	30.754	160.5	1:55.369	2	1	1:40.497	29.751	41.364	29.382	255.3	3:35.866	3	1	1:40.344	28.160	39.451	28.733	266.0	5:12.210	4	1	3:07.284 B	48.251	1:20.609	58.424	260.2	8:19.494	5	1	11:19.543	...	43.150	29.506	174.5	19:39.037	6	1	1:38.549	28.946	40.555	29.048	263.4	21:17.586																																																																								
87 COOL Racing Ligier JS P320 - Nissan LMP3 1.James SWEETNAM 2.Adrien CLOSMENIL																																																																																																																							
1	1	2:16.313	57.741	45.459	33.113	143.2	2:16.313	2	1	1:53.203	30.623	42.419	40.161	258.4	4:09.516	3	1	2:01.048 B	28.744	39.962	52.342	263.4	6:10.564	4	1	7:26.638	6:06.320	42.610	37.708	186.5	13:37.202	5	1	1:37.914	28.903	39.944	29.067	262.1	15:15.116	6	1	1:38.189	28.812	40.225	29.152	264.1	16:53.305	7	1	1:37.185	28.496	39.739	28.950	264.7	18:30.490	8	1	2:01.868 B	31.221	47.596	43.051	214.7	20:32.358																																																								
97 COOL Racing Ligier JS P320 - Nissan LMP3 1.Adrien CHILA 2.David DROUX																																																																																																																							
1	1	2:47.061	1:30.589	44.308	32.164	181.8	2:47.061	2	1	1:46.665	29.690	41.160	35.815	259.6	4:33.726	3	1	2:30.108 B	28.780	1:03.071	58.257	263.4	7:03.834	4	1	6:40.822	5:27.147	42.300	31.375	152.3	13:44.656	5	1	1:38.718	28.959	40.683	29.076	263.4	15:23.374	6	1	1:37.331	28.302	40.064	28.965	266.7	17:00.705	7	1	1:42.974	29.155	42.601	31.218	264.7	18:43.679	8	1	1:37.353	28.378	40.004	28.971	266.0	20:21.032	9	1	1:37.311	28.239	40.153	28.919	268.0	21:58.343																																																



LE MANS CUP



Michelin Le Mans Cup
Barcelona Round
Qualifying Practice - LMP3

Sector Analysis

		Lap under Red Flag					Invalidated Lap	Personal Best	Session Best	B Crossing the pit lane					
Lap	D	Time	Sector 1	Sector 2	Sector 3	T. Spd	Elapsed	Lap	D	Time	Sector 1	Sector 2	Sector 3	T. Spd	Elapsed
99		More Motorsport					Ligier JS P320 - Nissan								
		1. Mark VAN DER SNEL					LMP3								
		2. Max VAN DER SNEL													
1	1	2:30.570	1:08.144	46.646	35.780	164.6	2:30.570								
2	1	1:50.375	32.066	45.203	33.106	252.9	4:20.945								
3	1	2:24.977 B	30.142	53.876	1:00.959	259.6	6:45.922								
4	1	6:58.591	5:42.990	43.910	31.691	174.8	13:44.513								
5	1	1:42.152	30.076	42.148	29.928	257.8	15:26.665								
6	1	1:39.209	29.390	40.534	29.285	260.2	17:05.874								
7	1	1:38.990	29.189	40.558	29.243	262.8	18:44.864								
8	1	1:39.355	28.671	40.475	30.209	264.1	20:24.219								
9	1	1:38.830	28.831	40.609	29.390	263.4	22:03.049								