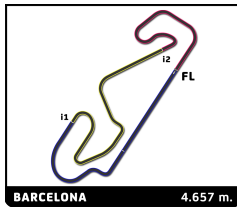




LE MANS CUP



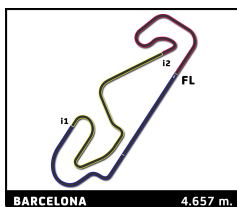
Michelin Le Mans Cup Barcelona Round Race

Sector Analysis

											Lap under Red Flag		Invalidated Lap		Personal Best		Session Best		B Crossing the pit lane	
Lap	D	Time	Sector 1	Sector 2	Sector 3	T. Spd	Elapsed	Lap	D	Time	Sector 1	Sector 2	Sector 3	T. Spd	Elapsed					
2		CD Sport					Ligier JS P320 - Nissan													
		1.Shahan SARKISSIAN					LMP3													
		2.Willyam GOSSELIN																		
1	1	1:51.345	35.657	43.637	32.051		1:51.345	51	2	2:21.476	44.419	54.773	42.284	197.1	1:39:01.776					
2	1	1:42.965	30.112	41.962	30.891	264.1	3:34.310	52	2	2:09.727	38.500	53.175	38.052	218.6	1:41:11.503					
3	1	1:40.596	29.287	41.037	30.272	268.7	5:14.906	53	2	1:44.438	30.158	42.743	31.537	266.7	1:42:55.941					
4	1	1:40.758	29.303	41.379	30.076	265.4	6:55.664	54	2	1:42.546	29.770	42.296	30.480	264.7	1:44:38.487					
5	1	1:40.923	29.446	41.136	30.341	265.4	8:36.587	55	2	1:41.005	29.189	41.428	30.388	266.7	1:46:19.492					
6	1	1:40.870	29.526	41.235	30.109	263.4	10:17.457	56	2	1:41.582	29.519	41.529	30.534	266.7	1:48:01.074					
7	1	1:40.392	29.218	41.093	30.081	266.7	11:57.849	57	2	1:41.514	29.333	41.687	30.494	267.3	1:49:42.588					
8	1	1:43.052	29.246	41.250	32.556	266.7	13:40.901	58	2	1:40.949	29.298	41.257	30.394	266.7	1:51:23.537					
9	1	1:40.775	29.363	41.079	30.333	266.7	15:21.676													
10	1	2:07.446	32.441	54.985	40.020	250.6	17:29.122													
11	1	3:09.048	57.988	1:12.492	58.568		20:38.170													
12	1	3:15.585	1:06.710	1:11.945	56.930		23:53.755													
13	1	2:35.529	45.505	1:00.156	49.868	124.6	26:29.284													
14	1	2:40.406	50.206	1:05.157	45.043	155.4	29:09.690													
15	1	2:19.325	37.533	55.300	46.492	206.5	31:29.015													
16	1	1:43.400	30.152	41.963	31.285	260.9	33:12.415													
17	1	1:42.674	29.711	42.304	30.659	265.4	34:55.089													
18	1	1:42.303	29.780	42.098	30.425	249.4	36:37.392													
19	1	1:42.059	30.474	41.452	30.133	267.3	38:19.451													
20	1	1:40.271	29.022	40.931	30.318	266.7	39:59.722													
21	1	1:40.381	29.378	40.924	30.079	268.0	41:40.103													
22	1	1:40.037	29.032	40.965	30.040	266.0	43:20.140													
23	1	1:40.422	29.366	40.922	30.134	266.0	45:00.562													
24	1	1:40.951	29.199	41.314	30.438	266.0	46:41.513													
25	1	1:40.249	29.099	41.020	30.130	265.4	48:21.762													
26	1	1:40.081	29.250	40.818	30.013	266.0	50:01.843													
27	1	1:41.165	29.338	41.285	30.542	266.7	51:43.008													
28	1	1:41.548	30.022	41.504	30.022	266.0	53:24.556													
29	1	1:40.083	29.256	40.975	29.852	266.7	55:04.639													
30	1	1:47.198 B	29.273	41.312	36.613	266.7	56:51.837													
31	2	4:29.160	3:15.113	43.260	30.787	185.9	1:01:20.997													
32	2	1:40.142	29.098	40.907	30.137	264.7	1:03:01.139													
33	2	1:39.833	29.044	40.828	29.961	264.7	1:04:40.972													
34	2	1:40.225	29.387	41.010	29.828	266.7	1:06:21.197													
35	2	1:39.885	28.985	40.923	29.977	266.0	1:08:01.082													
36	2	1:40.397	28.968	41.128	30.301	265.4	1:09:41.479													
37	2	1:40.036	29.388	40.942	29.706	267.3	1:11:21.515													
38	2	1:46.334	29.012	42.548	34.774	268.7	1:13:07.849													
39	2	1:41.251	30.170	40.892	30.189	264.7	1:14:49.100													
40	2	1:41.677	28.960	41.749	30.968	266.0	1:16:30.777													
41	2	1:41.432	29.655	41.544	30.233	264.1	1:18:12.209													
42	2	1:40.719	29.126	41.466	30.127	265.4	1:19:52.928													
43	2	1:40.574	29.084	41.186	30.304	265.4	1:21:33.502													
44	2	1:40.729	29.174	41.337	30.218	264.7	1:23:14.231													
45	2	1:40.735	29.101	41.238	30.396	266.0	1:24:54.966													
46	2	1:42.029	29.592	41.411	31.026	266.0	1:26:36.995													
47	2	1:50.481	33.734	43.822	32.925	207.7	1:28:27.476													
48	2	2:36.022	32.341	58.453	1:05.228	230.8	1:31:03.498													
49	2	3:03.247	1:02.255	1:09.174	51.818		1:34:06.745													
50	2	2:33.555	46.600	59.900	47.055	192.5	1:36:40.300													
7		Nielsen Racing					Ligier JS P320 - Nissan													
		1.Anthony WELLS					LMP3													
		2.Wayne BOYD																		
1	1	1:50.957	35.290	43.728	31.939		1:50.957													
2	1	1:43.167	30.040	42.184	30.943	261.5	3:34.124													
3	1	1:42.153	30.172	41.437	30.544	262.1	5:16.277													
4	1	1:40.702	29.276	41.048	30.378	262.8	6:56.979													
5	1	1:40.860	29.370	41.194	30.296	262.8	8:37.839													
6	1	1:40.869	29.271	41.232	30.366	264.1	10:18.708													
7	1	1:41.987	29.353	41.520	31.114	264.1	12:00.695													
8	1	1:41.546	29.514	41.293	30.739	264.1	13:42.241													
9	1	1:43.644	30.162	42.493	30.989	264.7	15:25.885													
10	1	2:06.275	31.793	55.020	39.462	213.9	17:32.160													
11	1	3:10.902	58.745	1:12.269	59.888		20:43.062													
12	1	3:15.531	1:06.308	1:10.359	58.864		23:58.593													
13	1	2:35.039	44.001	1:00.526	50.512	157.7	26:33.632													
14	1	2:39.343	50.090	1:06.007	43.246	147.9	29:12.975													
15	1	2:18.273	37.895	54.303	46.075	188.8	31:31.248													
16	1	1:43.192	30.344	41.982	30.866	261.5	33:14.440													
17	1	1:42.214	29.799	41.708	30.707	265.4	34:56.654													
18	1	1:43.220	30.340	41.922	30.958	260.2	36:39.874													
19	1	1:42.012	29.665	41.667	30.680	264.7	38:21.886													
20	1	1:41.384	29.811	41.199	30.374	264.7	40:03.270													
21	1	1:40.979	29.314	41.449	30.216	265.4	41:44.249													
22	1	1:42.266	29.817	41.884	30.565	264.1	43:26.515													
23	1	1:41.109	29.538	41.347	30.224	266.0	45:07.624													
24	1	1:47.666 B	29.347	41.206	37.113	265.4	46:55.290													
25	2	4:25.691	3:14.278	41.663	29.750	185.2	51:20.981													
26	2	1:39.385	29.347	40.685	29.353	262.1	53:00.366													
27	2	1:38.557	29.016	40.190	29.351	263.4	54:38.923													
28	2	1:39.312	29.189	40.841	29.282	265.4	56:18.235													
29	2	1:38.605	28.941	40.277	29.387	265.4	57:56.840													
30	2	1:38.305	28.949	40.007	29.349	266.7	59:35.145													
31	2	1:38.285	28.658	40.277	29.350	266.0	1:01:13.430													
32	2	1:38.640	28.553	40.259	29.828	266.7	1:02:52.070													
33	2	1:38.726	28.843	40.200	29.683	266.7	1:04:30.796													
34	2	1:40.114	29.097	40.572	30.445	266.7	1:06:10.910													
35	2	1:40.804	29.193	41.236	30.375	266.7	1:07:51.714													
36	2	1:40.209	29.111	41.366	29.732	266.0	1:09:31.923													
37	2	1:38.418	28.726	40.131	29.561	267.3	1:11:10.341													
38	2	1:38.715	28.773	40.310	29.632	265.4	1:12:49.056													
39	2	1:39.526	29.176	40.476	29.874	266.0	1:14:28.582													
40	2	1:39.249	28.912	40.594	29.743	264.7	1:16:07.831													
41	2	1:40.063	28.845	40.788	30.430	266.0	1:17:47.894													
42	2	1:39.691	29.206	40.435	30.050	262.8	1:19:27.585													



LE MANS CUP



Michelin Le Mans Cup Barcelona Round Race

Sector Analysis

Lap under Red Flag Invalidated Lap Personal Best Session Best Crossing the pit lane

Lap	D	Time	Sector 1	Sector 2	Sector 3	T. Spd	Elapsed	Lap	D	Time	Sector 1	Sector 2	Sector 3	T. Spd	Elapsed
43	2	1:41.039	29.069	41.174	30.796	265.4	1:21:08.624	35	2	1:39.228	28.934	40.610	29.684	265.4	1:07:46.328
44	2	1:40.520	29.113	41.428	29.979	264.1	1:22:49.144	36	2	1:39.280	28.940	40.658	29.682	265.4	1:09:25.608
45	2	1:40.164	29.068	40.685	30.411	265.4	1:24:29.308	37	2	1:39.885	28.886	40.673	30.326	265.4	1:11:05.493
46	2	1:41.227	29.659	40.904	30.664	264.1	1:26:10.535	38	2	1:40.099	29.584	40.790	29.725	265.4	1:12:45.592
47	2	1:47.977	33.008	43.077	31.892	243.8	1:27:58.512	39	2	1:39.393	28.883	40.760	29.750	266.0	1:14:24.985
48	2	2:51.136	34.245	1:14.676	1:02.215	205.7	1:30:49.648	40	2	1:39.206	28.873	40.601	29.732	265.4	1:16:04.191
49	2	3:03.655	1:03.725	1:09.834	50.096		1:33:53.303	41	2	1:40.631	29.309	41.382	29.940	267.3	1:17:44.822
50	2	2:35.723	48.160	58.050	49.513	159.3	1:36:29.026	42	2	1:39.512	28.870	40.634	30.008	265.4	1:19:24.334
51	2	2:22.374	46.488	55.081	40.805	124.3	1:38:51.400	43	2	1:40.887	29.830	41.179	29.878	268.0	1:21:05.221
52	2	2:14.348	38.835	56.382	39.131	163.6	1:41:05.748	44	2	1:39.543	28.958	40.807	29.778	266.7	1:22:44.764
53	2	1:46.935	30.866	42.870	32.199	262.8	1:42:52.683	45	2	1:41.083	29.011	41.466	30.606	266.7	1:24:25.847
54	2	1:43.062	30.880	41.461	30.721	262.1	1:44:35.745	46	2	1:40.429	29.328	40.561	30.540	264.1	1:26:06.276
55	2	1:41.762	29.780	41.472	30.510	264.7	1:46:17.507	47	2	1:48.441	31.280	44.543	32.618	266.0	1:27:54.717
56	2	1:40.729	29.481	40.916	30.332	265.4	1:47:58.236	48	2	2:52.595	35.580	1:14.925	1:02.090	230.3	1:30:47.312
57	2	1:41.435	29.643	41.263	30.529	266.7	1:49:39.671	49	2	3:03.766	1:04.181	1:09.249	50.336		1:33:51.078
58	2	1:41.487	29.568	41.190	30.729	265.4	1:51:21.158	50	2	2:34.827	48.030	58.413	48.384	141.7	1:36:25.905

10 **Racing Spirit of Leman** Ligier JS P320 - Nissan
 1.Christophe LAPIERRE LMP3
 2.Marius FOSSARD

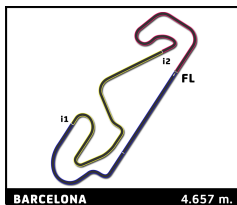
1	1	1:47.226	33.659	42.426	31.141		1:47.226
2	1	1:41.435	29.792	41.402	30.241	259.6	3:28.661
3	1	1:41.017	29.442	41.216	30.359	262.8	5:09.678
4	1	1:40.421	29.283	40.978	30.160	261.5	6:50.099
5	1	1:40.564	29.363	40.958	30.243	261.5	8:30.663
6	1	1:41.024	29.721	41.199	30.104	262.8	10:11.687
7	1	1:40.712	29.294	41.148	30.270	261.5	11:52.399
8	1	1:40.599	29.347	41.054	30.198	260.9	13:32.998
9	1	1:40.871	29.438	41.119	30.314	262.1	15:13.869
10	1	2:11.118	31.832	58.963	40.323	261.5	17:24.987
11	1	3:07.632	57.084	1:13.296	57.252	122.3	20:32.619
12	1	3:14.353	1:07.364	1:13.057	53.932		23:46.972
13	1	2:38.167	48.693	1:00.712	48.762	160.0	26:25.139
14	1	2:40.225	49.987	1:05.234	45.004	167.7	29:05.364
15	1	2:20.708	38.949	54.489	47.270	228.3	31:26.072
16	1	1:43.325	30.752	42.252	30.321	255.9	33:09.397
17	1	1:41.664	29.891	41.382	30.391	261.5	34:51.061
18	1	1:42.231	30.558	41.461	30.212	262.8	36:33.292
19	1	1:40.664	29.394	41.070	30.200	260.9	38:13.956
20	1	1:40.636	29.450	41.322	29.864	262.1	39:54.592
21	1	1:40.179	29.332	40.949	29.898	262.1	41:34.771
22	1	1:39.637	29.109	40.691	29.837	263.4	43:14.408
23	1	1:40.081	29.316	40.844	29.921	263.4	44:54.489
24	1	1:40.249	29.084	40.889	30.276	262.8	46:34.738
25	1	1:40.207	29.287	40.736	30.184	262.8	48:14.945
26	1	1:40.413	29.227	41.011	30.175	263.4	49:55.358
27	1	1:50.874	B 30.761	42.689	37.424	260.2	51:46.232
28	2	4:26.253	3:13.687	41.859	30.707	187.5	56:12.485
29	2	1:38.639	29.111	40.299	29.229	256.5	57:51.124
30	2	1:38.268	28.988	40.115	29.165	262.1	59:29.392
31	2	1:39.512	29.337	40.818	29.357	264.7	1:01:08.904
32	2	1:39.199	28.919	40.507	29.773	264.7	1:02:48.103
33	2	1:38.882	28.893	40.338	29.651	265.4	1:04:26.985
34	2	1:40.115	29.822	40.677	29.616	266.7	1:06:07.100

11 **CD Sport** Ligier JS P320 - Nissan
 1.Christian SHORT LMP3
 2.Franck CHAPPARD

1	1	1:49.513	33.869	43.751	31.893		1:49.513
2	1	1:42.510	30.125	41.767	30.618	259.6	3:32.023
3	1	1:41.131	29.299	41.500	30.332	262.1	5:13.154
4	1	1:40.665	29.330	41.108	30.227	260.2	6:53.819
5	1	1:40.728	29.399	41.036	30.293	265.4	8:34.547
6	1	1:40.981	29.292	41.298	30.391	262.1	10:15.528
7	1	1:41.501	29.215	41.179	31.107	261.5	11:57.029
8	1	1:43.174	29.280	40.871	33.023	260.9	13:40.203
9	1	1:40.277	29.256	40.936	30.085	260.9	15:20.480
10	1	2:08.030	32.949	54.942	40.139	261.5	17:28.510
11	1	3:08.716	57.931	1:12.270	58.515		20:37.226
12	1	3:15.712	1:06.487	1:12.357	56.868		23:52.938
13	1	2:35.250	45.621	1:00.276	49.353	133.5	26:28.188
14	1	2:40.432	50.480	1:05.329	44.623	127.2	29:08.620
15	1	2:19.498	38.014	55.192	46.292	202.2	31:28.118
16	1	1:43.880	30.237	42.388	31.255	258.4	33:11.998
17	1	1:42.586	29.747	41.829	31.010	260.2	34:54.584
18	1	1:42.529	29.834	42.006	30.689	259.0	36:37.113
19	1	1:41.748	30.302	41.346	30.100	259.0	38:18.861
20	1	1:41.861	30.374	41.330	30.157	263.4	40:00.722
21	1	1:40.703	29.402	41.212	30.089	262.1	41:41.425
22	1	1:40.935	29.416	41.086	30.433	262.8	43:22.360
23	1	1:40.590	29.464	41.157	29.969	262.8	45:02.950
24	1	1:40.262	29.265	40.970	30.027	261.5	46:43.212
25	1	1:40.763	29.371	41.070	30.322	263.4	48:23.975
26	1	1:40.609	29.240	41.059	30.310	262.1	50:04.584
27	1	1:40.187	29.125	40.947	30.115	263.4	51:44.771
28	1	1:48.214	B 30.043	41.527	36.644	260.2	53:32.985
29	2	4:13.585	3:01.610	41.757	30.218	178.5	57:46.570



LE MANS CUP



Michelin Le Mans Cup Barcelona Round Race

Sector Analysis

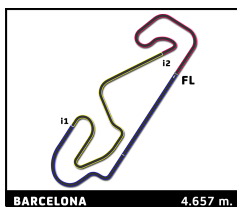
Lap under Red Flag														Invalidated Lap	Personal Best	Session Best	B Crossing the pit lane
Lap	D	Time	Sector 1	Sector 2	Sector 3	T. Spd	Elapsed	Lap	D	Time	Sector 1	Sector 2	Sector 3	T. Spd	Elapsed		
16	1	1:43.906	30.937	42.630	30.339	262.8	33:10.149	8	2	1:40.708	29.003	41.221	30.484	264.7	13:42.929		
17	1	1:41.363	29.424	41.579	30.360	263.4	34:51.512	9	2	1:40.861	29.742	41.371	29.748	264.7	15:23.790		
18	1	1:43.230	30.333	42.395	30.502	264.7	36:34.742	10	2	2:07.460	32.364	55.489	39.607	194.2	17:31.250		
19	1	1:41.997	29.632	42.004	30.361	264.7	38:16.739	11	2	3:10.108	58.520	1:12.362	59.226		20:41.358		
20	1	1:40.850	29.319	41.301	30.230	263.4	39:57.589	12	2	3:15.502	1:06.029	1:11.425	58.048		23:56.860		
21	1	1:40.598	29.123	41.245	30.230	264.7	41:38.187	13	2	2:35.827	44.550	1:00.246	51.031	126.8	26:32.687		
22	1	1:40.535	29.185	41.193	30.157	264.1	43:18.722	14	2	2:39.204	50.016	1:05.715	43.473	131.7	29:11.891		
23	1	1:40.433	29.178	41.117	30.138	265.4	44:59.155	15	2	2:18.308	37.384	54.592	46.332	229.3	31:30.199		
24	1	1:40.413	29.161	41.140	30.112	265.4	46:39.568	16	2	1:42.492	30.243	41.119	31.130	265.4	33:12.691		
25	1	1:40.619	29.305	41.231	30.083	265.4	48:20.187	17	2	1:41.267	29.492	41.753	30.022	265.4	34:53.958		
26	1	1:40.380	29.252	41.115	30.013	265.4	50:00.567	18	2	1:41.025	29.503	41.209	30.313	264.7	36:34.983		
27	1	1:48.528 B	29.222	41.830	37.476	265.4	51:49.095	19	2	1:40.898	29.739	41.005	30.154	266.7	38:15.881		
28	2	4:31.977	3:18.329	43.166	30.482	190.5	56:21.072	20	2	1:40.469	29.313	41.057	30.099	266.0	39:56.350		
29	2	1:39.204	29.042	40.541	29.621	263.4	58:00.276	21	2	1:39.868	29.059	41.018	29.791	266.0	41:36.218		
30	2	1:38.489	28.703	40.226	29.560	264.1	59:38.765	22	2	1:38.831	28.768	40.421	29.642	265.4	43:15.049		
31	2	1:39.140	28.758	40.821	29.561	264.7	1:01:17.905	23	2	1:39.952	29.268	40.675	30.009	266.7	44:55.001		
32	2	1:38.580	28.670	40.266	29.644	264.7	1:02:56.485	24	2	1:40.095	29.193	40.632	30.270	264.7	46:35.096		
33	2	1:38.914	28.714	40.589	29.611	264.7	1:04:35.399	25	2	1:40.283	29.323	40.907	30.053	266.7	48:15.379		
34	2	1:38.841	28.689	40.418	29.734	264.1	1:06:14.240	26	2	1:40.366	29.493	40.792	30.081	266.0	49:55.745		
35	2	1:39.679	28.767	41.118	29.794	265.4	1:07:53.919	27	2	1:40.953	30.304	40.876	29.773	266.7	51:36.698		
36	2	1:40.161	29.077	40.881	30.203	266.0	1:09:34.080	28	2	1:39.357	29.033	40.534	29.790	265.4	53:16.055		
37	2	1:39.545	29.058	40.515	29.972	263.4	1:11:13.625	29	2	1:39.388	29.120	40.526	29.742	264.7	54:55.443		
38	2	1:39.493	28.921	40.676	29.896	264.7	1:12:53.118	30	2	1:40.190	29.096	41.050	30.044	266.0	56:35.633		
39	2	1:39.957	28.974	40.891	30.092	264.7	1:14:33.075	31	2	1:46.164 B	29.247	40.741	36.176	268.0	58:21.797		
40	2	1:40.318	29.059	40.957	30.302	265.4	1:16:13.393	32	1	4:31.821	3:15.135	43.645	33.041	183.4	1:02:53.618		
41	2	1:40.029	29.121	40.791	30.117	268.7	1:17:53.422	33	1	1:47.136	30.813	44.126	32.197	259.6	1:04:40.754		
42	2	1:39.888	29.083	40.810	29.995	265.4	1:19:33.310	34	1	1:46.714	30.836	43.607	32.271	260.2	1:06:27.468		
43	2	1:40.821	28.971	41.374	30.476	265.4	1:21:14.131	35	1	1:44.621	30.331	42.387	31.903	260.9	1:08:12.089		
44	2	1:40.558	29.201	41.055	30.302	264.7	1:22:54.689	36	1	1:45.247	30.144	42.604	32.499	260.2	1:09:57.336		
45	2	1:40.946	29.040	41.218	30.688	264.7	1:24:35.635	37	1	1:45.177	30.179	42.557	32.441	261.5	1:11:42.513		
46	2	1:43.221	29.240	41.385	32.596	265.4	1:26:18.856	38	1	1:46.296	30.795	42.867	32.634	259.6	1:13:28.809		
47	2	1:55.033	38.256	44.247	32.530	162.4	1:28:13.889	39	1	1:46.601	30.615	43.352	32.634	259.0	1:15:15.410		
48	2	2:39.159	31.592	1:04.423	1:03.144	260.9	1:30:53.048	40	1	1:44.687	30.272	42.370	32.045	260.2	1:17:00.097		
49	2	3:02.733	1:02.873	1:09.858	49.998		1:33:55.781	41	1	1:44.613	30.023	42.565	32.025	260.2	1:18:44.710		
50	2	2:36.075	48.163	58.158	49.754	163.4	1:36:31.856	42	1	1:52.015 B	30.128	43.213	38.674	260.2	1:20:36.725		
51	2	2:21.677	46.547	54.999	40.131	121.9	1:38:53.533	43	1	2:04.365	50.011	42.513	31.841	187.5	1:22:41.090		
52	2	2:13.982	39.416	55.582	38.984	151.9	1:41:07.515										
53	2	1:44.376	30.497	42.351	31.528	261.5	1:42:51.891										
54	2	1:42.293	29.951	41.877	30.465	266.0	1:44:34.184										
55	2	1:41.051	29.266	41.234	30.451	264.1	1:46:15.235										
56	2	1:41.546	29.377	41.714	30.455	266.7	1:47:56.781										
57	2	1:40.809	29.364	41.178	30.267	265.4	1:49:37.590										
58	2	1:40.722	29.214	41.123	30.385	265.4	1:51:18.312										

17 IDEC Sport														Ligier JS P320 - Nissan		
1. Patrice LAFARGUE														LMP3		
2. Dino LUNARDI																
1	2	1:58.001	41.848	44.595	31.558		1:58.001									
2	2	1:41.610	30.183	41.421	30.006	259.0	3:39.611									
3	2	1:42.372	30.289	41.400	30.683	264.7	5:21.983									
4	2	1:39.461	29.308	40.499	29.654	265.4	7:01.444									
5	2	1:40.013	29.383	40.794	29.836	263.4	8:41.457									
6	2	1:41.328	29.186	41.357	30.785	267.3	10:22.785									
7	2	1:39.436	29.051	40.573	29.812	264.1	12:02.221									

18 High Class Racing														Porsche 911 GT3 R (992)		
1. Nicholas JONES														GT3		
2. Scott MALVERN																
1	1	2:00.990	41.718	46.267	33.005		2:00.990									
2	1	1:47.434	31.593	43.697	32.144	255.9	3:48.424									
3	1	1:47.042	31.235	43.735	32.072	254.7	5:35.466									
4	1	1:48.023	31.984	43.702	32.337	254.1	7:23.489									
5	1	1:46.201	31.324	43.198	31.679	257.1	9:09.690									
6	1	1:49.526	30.969	43.439	35.118	257.8	10:59.216									
7	1	1:46.989	31.687	43.325	31.977	250.6	12:46.205									
8	1	1:46.690	31.138	43.526	32.026	255.9	14:32.895									
9	1	2:13.720	31.823	52.369	49.528	255.9	16:46.615									
10	1	1:55.114	36.179	45.300	33.635	203.8	18:41.729									
11	1	2:25.043	33.599	48.219	1:03.225	217.7	21:06.772									
12	1	3:13.673	1:02.909	1:09.048	1:01.716		24:20.445									
13	1	2:31.131	38.993	1:02.449	49.689	209.3	26:51.576									
14	1	2:41.284	50.122	1:04.169	46.993	197.8	29:32.860									



LE MANS CUP



Michelin Le Mans Cup Barcelona Round Race

Sector Analysis

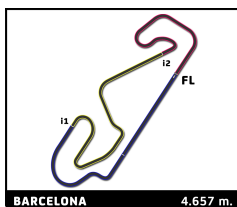
Lap under Red Flag														Invalidated Lap	Personal Best	Session Best	B Crossing the pit lane
Lap	D	Time	Sector 1	Sector 2	Sector 3	T. Spd	Elapsed	Lap	D	Time	Sector 1	Sector 2	Sector 3	T. Spd	Elapsed		
15	1	2:12.520	43.600	44.448	44.472	141.0	31:45.380	8	1	1:40.190	29.208	40.982	30.000	258.4	13:28.139		
16	1	1:49.767	31.260	45.946	32.561	255.9	33:35.147	9	1	1:44.787	29.535	42.765	32.487	260.9	15:12.926		
17	1	1:48.920	31.415	43.537	33.968	246.6	35:24.067	10	1	2:10.798	30.733	59.572	40.493	257.1	17:23.724		
18	1	1:47.784	31.314	43.564	32.906	254.1	37:11.851	11	1	3:07.206	56.758	1:12.945	57.503	137.1	20:30.930		
19	1	1:45.774	30.896	43.385	31.493	254.7	38:57.625	12	1	3:14.393	1:07.002	1:12.990	54.401		23:45.323		
20	1	1:45.180	30.719	42.987	31.474	255.3	40:42.805	13	1	2:38.191	47.984	1:00.389	49.818	124.7	26:23.514		
21	1	1:45.824	30.734	42.997	32.093	254.1	42:28.629	14	1	2:39.773	50.154	1:03.636	45.983	140.4	29:03.287		
22	1	1:46.071	31.055	43.301	31.715	254.7	44:14.700	15	1	2:21.482	38.999	54.455	48.028	199.3	31:24.769		
23	1	1:53.676 B	30.947	43.311	39.418	254.7	46:08.376	16	1	1:42.174	30.420	41.492	30.262	253.5	33:06.943		
24	2	4:30.761	3:16.293	43.078	31.390	180.3	50:39.137	17	1	1:41.063	29.429	41.511	30.123	260.9	34:48.006		
25	2	1:44.024	30.712	42.350	30.962	253.5	52:23.161	18	1	1:40.935	29.649	41.186	30.100	258.4	36:28.941		
26	2	1:43.380	30.623	42.033	30.724	254.1	54:06.541	19	1	1:40.276	29.142	40.913	30.221	260.9	38:09.217		
27	2	1:42.865	30.284	41.975	30.606	255.3	55:49.406	20	1	1:39.749	29.169	40.736	29.844	259.6	39:48.966		
28	2	1:42.606	30.093	41.921	30.592	255.9	57:32.012	21	1	1:40.481	29.204	41.030	30.247	259.6	41:29.447		
29	2	1:43.023	30.206	41.881	30.936	255.9	59:15.035	22	1	1:39.987	29.417	40.665	29.905	259.6	43:09.434		
30	2	1:43.249	30.240	41.988	31.021	255.9	1:00:58.284	23	1	1:40.585	29.353	41.167	30.065	260.9	44:50.019		
31	2	1:43.342	30.388	42.305	30.649	257.1	1:02:41.626	24	1	1:41.955	29.365	42.560	30.030	260.2	46:31.974		
32	2	1:43.845	30.593	42.374	30.878	256.5	1:04:25.471	25	1	1:39.605	29.031	40.671	29.903	260.2	48:11.579		
33	2	1:46.382	31.694	42.726	31.962	255.9	1:06:11.853	26	1	1:46.279 B	29.315	40.766	36.198	257.8	49:57.858		
34	2	1:44.683	30.579	43.277	30.827	255.3	1:07:56.536	27	2	4:24.579	3:13.002	41.683	29.894	185.2	54:22.437		
35	2	1:43.981	30.470	42.202	31.309	257.1	1:09:40.517	28	2	1:39.656	29.378	40.626	29.652	259.0	56:02.093		
36	2	1:44.177	30.349	42.828	31.000	254.7	1:11:24.694	29	2	1:39.278	29.660	40.674	28.944	260.9	57:41.371		
37	2	1:44.939	30.923	42.626	31.390	250.0	1:13:09.633	30	2	1:37.522	28.795	39.810	28.917	260.2	59:18.893		
38	2	1:43.940	30.477	42.269	31.194	257.1	1:14:53.573	31	2	1:39.493	28.561	40.269	30.663	262.1	1:00:58.386		
39	2	1:45.814	31.164	43.521	31.129	248.3	1:16:39.387	32	2	1:37.974	28.763	40.120	29.091	261.5	1:02:36.360		
40	2	1:44.613	30.436	42.838	31.339	256.5	1:18:24.000	33	2	1:39.199	29.028	40.855	29.316	260.9	1:04:15.559		
41	2	1:44.250	30.439	42.588	31.223	257.1	1:20:08.250	34	2	1:37.968	28.706	40.183	29.079	258.4	1:05:53.527		
42	2	1:44.595	30.361	42.532	31.702	257.1	1:21:52.845	35	2	1:38.183	28.732	40.052	29.399	262.1	1:07:31.710		
43	2	1:45.062	30.470	43.236	31.356	257.8	1:23:37.907	36	2	1:38.949	28.796	40.369	29.784	261.5	1:09:10.659		
44	2	1:44.966	30.439	42.912	31.615	258.4	1:25:22.873	37	2	1:38.884	29.267	40.346	29.271	264.1	1:10:49.543		
45	2	1:45.963	30.689	43.314	31.960	258.4	1:27:08.836	38	2	1:38.431	28.859	40.351	29.221	263.4	1:12:27.974		
46	2	1:46.893	31.503	43.381	32.009	244.3	1:28:55.729	39	2	1:38.449	28.717	40.022	29.710	260.9	1:14:06.423		
47	2	2:15.508	31.015	43.170	1:01.323	250.0	1:31:11.237	40	2	1:38.565	28.905	40.288	29.372	259.6	1:15:44.988		
48	2	3:02.384	1:01.660	1:08.575	52.149		1:34:13.621	41	2	1:38.917	29.024	40.495	29.398	259.6	1:17:23.905		
49	2	2:34.030	46.562	57.977	49.491	162.4	1:36:47.651	42	2	1:38.709	28.870	40.345	29.494	260.2	1:19:02.614		
50	2	2:20.567	41.910	54.299	44.358	143.8	1:39:08.218	43	2	1:38.927	28.785	40.575	29.567	262.1	1:20:41.541		
51	2	2:06.474	38.804	51.837	35.833	176.2	1:41:14.692	44	2	1:39.153	28.811	40.637	29.705	262.1	1:22:20.694		
52	2	1:46.460	31.028	43.372	32.060	259.6	1:43:01.152	45	2	1:39.383	29.121	40.554	29.708	261.5	1:24:00.077		
53	2	1:46.737	31.459	43.221	32.057	257.8	1:44:47.889	46	2	1:39.781	28.941	40.762	30.078	262.1	1:25:39.858		
54	2	1:45.075	30.747	42.807	31.521	258.4	1:46:32.964	47	2	1:50.858	29.392	44.913	36.553	262.1	1:27:30.716		
55	2	1:45.738	31.017	42.945	31.776	259.6	1:48:18.702	48	2	3:10.437	52.797	1:15.800	1:01.840	176.5	1:30:41.153		
56	2	1:45.391	30.654	43.381	31.356	258.4	1:50:04.093	49	2	3:04.830	1:03.860	1:09.383	51.587		1:33:45.983		
57	2	1:44.532	30.542	42.568	31.422	258.4	1:51:48.625	50	2	2:34.765	47.927	58.687	48.151		1:36:20.748		
								51	2	2:23.875	46.716	54.800	42.359	130.3	1:38:44.623		
								52	2	2:16.477	39.018	54.608	42.851	201.9	1:41:01.100		
								53	2	1:39.900	29.671	40.842	29.387	256.5	1:42:41.000		
								54	2	1:38.590	28.964	40.304	29.322	259.6	1:44:19.590		
								55	2	1:38.286	28.925	40.355	29.006	260.2	1:45:57.876		
								56	2	1:37.877	28.684	40.221	28.972	261.5	1:47:35.753		
								57	2	1:38.176	28.744	40.233	29.199	261.5	1:49:13.929		
								58	2	1:37.821	28.615	40.129	29.077	260.9	1:50:51.750		

20 High Class Racing
 1. Jens Reno MOLLER
 2. Tommy FOSTER
 Ligier JS P320 - Nissan
 LMP3

1	1	1:44.321	32.082	41.861	30.378		1:44.321
2	1	1:41.239	29.286	41.770	30.183	257.1	3:25.560
3	1	1:40.346	29.316	41.010	30.020	259.6	5:05.906
4	1	1:41.194	29.467	41.335	30.392	258.4	6:47.100
5	1	1:40.795	29.238	41.266	30.291	259.6	8:27.895
6	1	1:39.881	29.191	40.849	29.841	259.6	10:07.776
7	1	1:40.173	29.249	40.933	29.991	260.2	11:47.949



LE MANS CUP

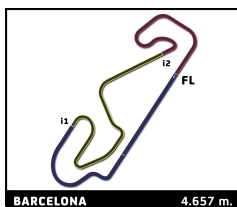


Michelin Le Mans Cup Barcelona Round Race

Sector Analysis

Lap under Red Flag											Invalidated Lap	Personal Best	Session Best	B Crossing the pit lane		
Lap	D	Time	Sector 1	Sector 2	Sector 3	T. Spd	Elapsed	Lap	D	Time	Sector 1	Sector 2	Sector 3	T. Spd	Elapsed	
24	Steller Motorsport 1. Darren MALKIN 2. Alex AKA							Audi R8 LMS GT3								
1	1	2:01.929	42.507	46.064	33.358		2:01.929	51	2	2:06.708	38.634	52.101	35.973	198.9	1:41:14.260	
2	1	1:47.543	31.702	43.674	32.167	257.8	3:49.472	52	2	1:46.505	30.995	43.016	32.494	261.5	1:43:00.765	
3	1	1:46.973	31.253	43.541	32.179	259.0	5:36.445	53	2	1:46.761	31.197	43.575	31.989	259.6	1:44:47.526	
4	1	1:48.217	31.587	43.981	32.649	255.9	7:24.662	54	2	1:45.083	30.666	42.793	31.624	259.0	1:46:32.609	
5	1	1:45.747	30.843	43.136	31.768	257.8	9:10.409	55	2	1:45.672	31.020	42.944	31.708	259.0	1:48:18.281	
6	1	1:47.646	30.812	43.156	33.678	259.6	10:58.055	56	2	1:45.042	30.902	42.526	31.614	259.6	1:50:03.323	
7	1	1:46.670	31.121	43.611	31.938	255.9	12:44.725	57	2	1:44.849	30.740	42.597	31.512	259.0	1:51:48.172	
8	1	1:47.278	31.195	43.228	32.855	260.2	14:32.003	26 Bretton Racing 1. Ben STONE 2. Dan SKOCDOPOLE							Ligier JS P320 - Nissan LMP3	
9	1	2:14.233	32.167	52.542	49.524	257.1	16:46.236	1	1	1:49.837	34.361	43.883	31.593		1:49.837	
10	1	1:55.113	36.101	45.279	33.733	208.9	18:41.349	2	1	1:42.625	30.146	41.872	30.607	259.6	3:32.462	
11	1	2:22.847	32.340	49.020	1:01.487	249.4	21:04.196	3	1	1:41.359	29.662	41.398	30.299	261.5	5:13.821	
12	1	3:13.913	1:04.511	1:08.534	1:00.868		24:18.109	4	1	1:40.813	29.357	41.383	30.073	261.5	6:54.634	
13	1	2:32.093	40.485	1:02.559	49.049	196.4	26:50.202	5	1	1:41.080	29.527	41.302	30.251	262.1	8:35.714	
14	1	2:40.945	50.128	1:04.987	45.830	204.2	29:31.147	6	1	1:41.413	29.402	41.302	30.709	262.1	10:17.127	
15	1	2:13.485	43.516	44.547	45.422	138.8	31:44.632	7	1	1:42.728	29.767	42.156	30.805	262.1	11:59.855	
16	1	1:49.034	31.208	45.660	32.166	257.1	33:33.666	8	1	1:41.414	29.682	41.187	30.545	262.1	13:41.269	
17	1	1:47.773	30.937	43.051	33.785	259.6	35:21.439	9	1	1:41.373	29.441	41.667	30.265	264.7	15:22.642	
18	1	1:44.861	30.673	42.499	31.689	255.9	37:06.300	10	1	2:07.567	32.371	54.894	40.302	236.8	17:30.209	
19	1	1:45.075	30.712	42.750	31.613	259.0	38:51.375	11	1	3:09.000	58.298	1:12.114	58.588		20:39.209	
20	1	1:45.353	30.741	42.838	31.774	257.8	40:36.728	12	1	3:15.995	1:06.253	1:11.998	57.744		23:55.204	
21	1	1:46.012	30.946	43.323	31.743	258.4	42:22.740	13	1	2:35.773	44.872	59.917	50.984	131.9	26:30.977	
22	1	1:45.475	30.755	42.951	31.769	255.9	44:08.215	14	1	2:39.790	50.099	1:04.761	44.930	137.4	29:10.767	
23	1	1:54.927 B	31.365	43.675	39.887	260.9	46:03.142	15	1	2:19.083	37.566	54.810	46.707	217.3	31:29.850	
24	2	4:30.466	3:15.228	43.754	31.484	183.1	50:33.608	16	1	1:43.811	30.812	42.299	30.700	257.8	33:13.661	
25	2	1:43.882	30.699	42.371	30.812	255.3	52:17.490	17	1	1:42.368	29.600	41.953	30.815	260.9	34:56.029	
26	2	1:42.399	30.166	41.755	30.478	257.1	53:59.889	18	1	1:42.796	30.084	42.118	30.594	262.1	36:38.825	
27	2	1:42.734	30.280	41.801	30.653	257.1	55:42.623	19	1	1:42.035	29.864	41.760	30.411	263.4	38:20.860	
28	2	1:42.040	29.973	41.482	30.585	257.1	57:24.663	20	1	1:41.368	29.563	41.659	30.146	262.8	40:02.228	
29	2	1:42.378	30.197	41.608	30.573	257.8	59:07.041	21	1	1:40.865	29.275	41.370	30.220	264.1	41:43.093	
30	2	1:43.290	30.284	42.095	30.911	257.8	1:00:50.331	22	1	1:41.871	29.996	41.744	30.131	264.1	43:24.964	
31	2	1:44.336	30.214	42.464	31.658	259.0	1:02:34.667	23	1	1:40.765	29.598	41.069	30.098	264.7	45:05.729	
32	2	1:45.661	30.431	43.719	31.511	258.4	1:04:20.328	24	1	1:40.335	29.182	41.209	29.944	264.1	46:46.064	
33	2	1:43.974	30.633	42.487	30.854	257.8	1:06:04.302	25	1	1:39.954	29.220	40.897	29.837	263.4	48:26.018	
34	2	1:44.888	30.333	43.361	31.194	259.0	1:07:49.190	26	1	1:48.448 B	29.187	41.448	37.813	263.4	50:14.466	
35	2	1:44.839	30.357	43.229	31.253	257.1	1:09:34.029	27	2	4:23.177	3:11.454	41.883	29.840	187.5	54:37.643	
36	2	1:45.091	31.095	42.910	31.086	259.6	1:11:19.120	28	2	1:43.748	30.601	42.654	30.493	260.2	56:21.391	
37	2	1:48.422	30.524	42.915	34.983	257.8	1:13:07.542	29	2	1:39.191	29.015	40.874	29.302	262.1	58:00.582	
38	2	1:44.742	31.292	42.289	31.161	254.7	1:14:52.284	30	2	1:39.126	28.671	40.665	29.790	264.1	59:39.708	
39	2	1:44.833	30.666	42.253	31.914	258.4	1:16:37.117	31	2	1:39.235	29.225	40.616	29.394	261.5	1:01:18.943	
40	2	1:45.783	31.801	42.477	31.505	259.0	1:18:22.900	32	2	1:38.570	28.852	40.407	29.311	265.4	1:02:57.513	
41	2	1:44.620	30.758	42.593	31.269	257.8	1:20:07.520	33	2	1:39.614	28.829	41.246	29.539	264.7	1:04:37.127	
42	2	1:44.212	30.526	42.302	31.384	257.1	1:21:51.732	34	2	1:39.421	29.018	40.560	29.843	262.8	1:06:16.548	
43	2	1:45.092	30.724	42.712	31.656	256.5	1:23:36.824	35	2	1:41.583	30.081	41.315	30.187	262.8	1:07:58.131	
44	2	1:45.567	31.199	42.605	31.763	259.0	1:25:22.391	36	2	1:41.464	29.368	41.682	30.414	262.8	1:09:39.595	
45	2	1:45.241	30.677	42.743	31.821	256.5	1:27:07.632	37	2	1:40.232	29.339	40.715	30.178	262.8	1:11:19.827	
46	2	1:44.919	30.622	42.543	31.754	257.1	1:28:52.551	38	2	1:42.056	30.071	41.913	30.072	261.5	1:13:01.883	
47	2	2:17.884	30.778	42.922	1:04.184	257.1	1:31:10.435	39	2	1:40.721	29.225	41.168	30.328	262.8	1:14:42.604	
48	2	3:02.333	1:01.560	1:08.489	52.284		1:34:12.768	40	2	1:41.706	30.261	41.214	30.231	261.5	1:16:24.310	
49	2	2:34.171	46.697	58.080	49.394	142.3	1:36:46.939	41	2	1:40.469	29.510	41.047	29.912	261.5	1:18:04.779	
50	2	2:20.613	41.975	54.372	44.266	145.2	1:39:07.552	42	2	1:43.182	31.051	41.901	30.230	262.8	1:19:47.961	
								43	2	1:41.331	29.940	41.200	30.191	262.1	1:21:29.292	

LE MANS CUP



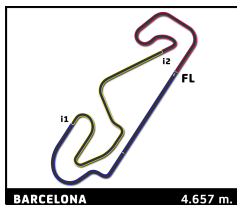
Michelin Le Mans Cup Barcelona Round Race

Sector Analysis

Lap under Red Flag							Invalidated Lap		Personal Best	Session Best	B Crossing the pit lane				
Lap	D	Time	Sector 1	Sector 2	Sector 3	T. Spd	Elapsed	Lap	D	Time	Sector 1	Sector 2	Sector 3	T. Spd	Elapsed
44	2	1:40.531	29.242	41.156	30.133	262.1	1:23:09.823	36	2	1:41.371	29.665	41.737	29.969	263.4	1:10:51.778
45	2	1:40.893	29.178	40.974	30.741	262.1	1:24:50.716	37	2	1:41.443	29.251	41.359	30.833	264.1	1:12:33.221
46	2	1:48.702 B	30.349	42.007	36.346	260.2	1:26:39.418	38	2	1:40.761	29.133	41.376	30.252	264.7	1:14:13.982
47	2	2:07.825	54.294	42.110	31.421	192.9	1:28:47.243	39	2	1:44.018	30.132	42.442	31.444	266.0	1:15:58.000
48	2	2:22.548	30.062	46.993	1:05.493	260.2	1:31:09.791	40	2	1:53.509 B	29.878	43.018	40.613	264.7	1:17:51.509
49	2	3:02.219	1:01.071	1:08.843	52.305		1:34:12.010	<div style="border: 1px solid black; padding: 5px;"> 28 MV2S Racing Ligier JS P320 - Nissan 1. Romain IANNETTA LMP3 2. Kenzie Reiss BEECROFT </div>							
50	2	2:34.387	46.974	58.086	49.327	138.8	1:36:46.397								
51	2	2:20.707	41.846	54.407	44.454	163.9	1:39:07.104								
52	2	2:06.399	38.116	52.495	35.788	186.2	1:41:13.503								
53	2	1:45.755	30.373	43.803	31.579	261.5	1:42:59.258								
54	2	1:45.175	31.500	42.373	31.302	266.0	1:44:44.433								
55	2	1:42.611	29.929	41.754	30.928	260.2	1:46:27.044								
56	2	1:45.180	30.809	42.428	31.943	265.4	1:48:12.224								
57	2	1:41.550	29.762	41.481	30.307	261.5	1:49:53.774								
58	2	1:41.625	29.750	41.440	30.435	264.7	1:51:35.399								
<div style="border: 1px solid black; padding: 5px;"> 27 P4 Racing Ligier JS P320 - Nissan 1. Andrew FERGUSON LMP3 2. Louis HAMILTON-SMITH </div>															
1	1	1:59.395	40.774	45.697	32.924		1:59.395	1	1	1:54.327	38.692	43.487	32.148		1:54.327
2	1	1:46.047	30.876	43.570	31.601	260.9	3:45.442	2	1	1:41.568	29.767	41.428	30.373	255.9	3:35.895
3	1	1:46.107	30.754	43.329	32.024	260.9	5:31.549	3	1	1:42.217	29.783	41.524	30.910	259.6	5:18.112
4	1	1:45.741			31.664	259.0	7:17.290	4	1	1:41.382	29.556	41.308	30.518	258.4	6:59.494
5	1	1:45.108	30.483	43.160	31.465	261.5	9:02.398	5	1	1:41.711	29.731	41.436	30.544	260.9	8:41.205
6	1	1:46.252	31.259	43.301	31.692	263.4	10:48.650	6	1	1:42.467	29.873	41.489	31.105	260.9	10:23.672
7	1	1:45.276	30.304	43.025	31.947	260.9	12:33.926	7	1	1:40.967	29.596	41.047	30.324	259.0	12:04.639
8	1	1:45.004			31.741	259.6	14:18.930	8	1	1:41.285	29.410	41.310	30.565	260.2	13:45.924
9	1	2:02.528	31.557	43.122	47.849	261.5	16:21.458	9	1	1:41.752	29.328	41.557	30.867	260.2	15:27.676
10	1	1:57.845	37.617	46.824	33.404	177.0	18:19.303	10	1	2:07.093	35.124	52.050	39.919	221.3	17:34.769
11	1	2:40.293	33.161	1:05.998	1:01.134	233.3	20:59.596	11	1	3:09.967	58.390	1:11.562	1:00.015		20:44.736
12	1	3:15.218	1:05.008	1:09.483	1:00.727		24:14.814	12	1	3:16.060	1:06.499	1:10.413	59.148		24:00.796
13	1	2:32.844	40.731	1:02.121	49.992	218.6	26:47.658	13	1	2:36.202	43.724	1:00.812	51.666	146.1	26:36.998
14	1	2:40.280	50.014	1:04.591	45.675	192.2	29:27.938	14	1	2:38.345	48.774	1:05.979	43.592		29:15.343
15	1	2:12.922	43.632	44.212	45.078	159.3	31:40.860	15	1	2:17.085	39.375	52.469	45.241	186.2	31:32.428
16	1	1:46.982	30.686	43.940	32.356	260.9	33:27.842	16	1	1:43.124	30.256	42.044	30.824	259.0	33:15.552
17	1	1:44.010	30.637	42.307	31.066	260.2	35:11.852	17	1	1:42.065	29.725	41.514	30.826	258.4	34:57.617
18	1	1:43.203	30.183	42.151	30.869	260.9	36:55.055	18	1	1:43.100	30.359	41.768	30.973	260.2	36:40.717
19	1	1:45.294	30.351	42.257	32.686	258.4	38:40.349	19	1	1:41.877	29.582	41.826	30.469	258.4	38:22.594
20	1	1:45.519	31.363	42.686	31.470	253.5	40:25.868	20	1	1:42.125	30.246	41.673	30.206	259.6	40:04.719
21	1	1:45.229	30.638	42.823	31.768	259.6	42:11.097	21	1	1:40.720	29.362	41.244	30.114	261.5	41:45.439
22	1	1:44.502	30.196	42.459	31.847	258.4	43:55.599	22	1	1:42.117	29.533	41.682	30.902	260.9	43:27.556
23	1	1:50.580 B	30.629	42.521	37.430	258.4	45:46.179	23	1	1:41.364	29.571	41.320	30.473	260.2	45:08.920
24	2	4:33.423	3:20.412	42.478	30.533	182.7	50:19.602	24	1	1:40.994	29.500	41.166	30.328	260.9	46:49.914
25	2	1:42.464	30.115	41.920	30.429	261.5	52:02.066	25	1	1:41.702	29.592	41.349	30.761	260.9	48:31.616
26	2	1:41.261	29.944	41.505	29.812	260.9	53:43.327	26	1	1:41.167	30.037	40.932	30.198	259.0	50:12.783
27	2	1:40.235	29.490	41.142	29.603	261.5	55:23.562	27	1	1:40.355	29.333	40.986	30.036	259.6	51:53.138
28	2	1:39.608	28.996	40.902	29.710	262.8	57:03.170	28	1	1:41.678	29.775	41.464	30.439	259.0	53:34.816
29	2	1:39.795	29.061	40.988	29.746	263.4	58:42.965	29	1	1:40.906	29.528	41.005	30.373	259.0	55:15.722
30	2	1:38.900	28.829	40.770	29.301	262.8	1:00:21.865	30	1	1:41.234	29.799	41.287	30.148	260.2	56:56.956
31	2	1:47.404 B	28.920	40.863	37.621	262.8	1:02:09.269	31	1	1:47.722 B	29.701	41.186	36.835	260.2	58:44.678
32	2	2:01.088	48.970	42.108	30.010	188.2	1:04:10.357	32	2	4:35.911	3:17.140	44.556	34.215	181.2	1:03:20.589
33	2	1:39.829	29.136	40.926	29.767	263.4	1:05:50.186	33	2	1:46.206	31.460	43.188	31.558	248.3	1:05:06.795
34	2	1:39.656	28.926	40.946	29.784	264.1	1:07:29.842	34	2	1:42.987	30.235	42.079	30.673	256.5	1:06:49.782
35	2	1:40.565	29.052	41.235	30.278	264.7	1:09:10.407	35	2	1:42.591	30.065	42.124	30.402	255.9	1:08:32.373
								36	2	1:42.315	29.967	41.918	30.430	255.9	1:10:14.688
								37	2	1:42.598	29.982	42.005	30.611	255.3	1:11:57.286
								38	2	1:42.396	29.930	41.837	30.629	255.9	1:13:39.682
								39	2	1:43.668	30.074	42.026	31.568	255.3	1:15:23.350
								40	2	1:46.894	31.319	44.318	31.257	257.1	1:17:10.244
								41	2	1:43.110	30.150	42.146	30.814	254.7	1:18:53.354
								42	2	1:52.874 B	30.104	41.936	40.834	256.5	1:20:46.228
								43	2	2:04.518	50.609	42.645	31.264	187.5	1:22:50.746
								44	2	1:42.908	30.155	42.083	30.670	255.9	1:24:33.654
								45	2	1:44.886	30.033	42.007	32.846	254.7	1:26:18.540



LE MANS CUP



Michelin Le Mans Cup Barcelona Round Race

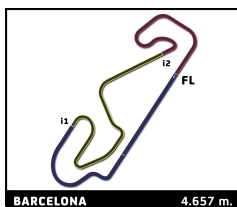
Sector Analysis

Lap under Red Flag Invalidated Lap Personal Best Session Best Crossing the pit lane

Lap	D	Time	Sector 1	Sector 2	Sector 3	T. Spd	Elapsed	Lap	D	Time	Sector 1	Sector 2	Sector 3	T. Spd	Elapsed				
46	2	1:54.383	37.380	43.942	33.061	162.7	1:28:12.923	39	2	1:40.116	29.064	40.870	30.182	261.5	1:21:15.420				
47	2	2:39.029	32.134	1:04.276	1:02.619	250.6	1:30:51.952	40	2	1:39.887	29.087	41.018	29.782	265.4	1:22:55.307				
48	2	3:03.167	1:03.424	1:09.711	50.032		1:33:55.119	41	2	1:40.571	29.230	40.955	30.386	260.9	1:24:35.878				
49	2	2:35.873	47.822	58.441	49.610	164.9	1:36:30.992	42	2	1:43.406	29.717	41.200	32.489	264.7	1:26:19.284				
50	2	2:21.992	46.546	54.802	40.644	134.3	1:38:52.984	43	2	1:55.418	38.879	44.104	32.435	154.9	1:28:14.702				
51	2	2:14.434	39.091	56.178	39.165	149.6	1:41:07.418	44	2	2:39.217	31.559	1:04.958	1:02.700	256.5	1:30:53.919				
52	2	1:50.174	32.640	43.684	33.850	253.5	1:42:57.592	45	2	3:02.569	1:03.326	1:09.379	49.864		1:33:56.488				
53	2	1:45.086	31.334	42.393	31.359	253.5	1:44:42.678	46	2	2:36.060	48.291	58.112	49.657	149.2	1:36:32.548				
54	2	1:47.091	31.056	44.718	31.317	261.5	1:46:29.769	47	2	2:21.548	46.758	54.606	40.184	131.7	1:38:54.096				
55	2	1:46.852	30.130	42.371	34.351	257.1	1:48:16.621	48	2	2:13.650	39.405	55.761	38.484	144.4	1:41:07.746				
56	2	1:44.896	30.712	43.138	31.046	255.9	1:50:01.517	49	2	1:44.488	30.526	42.513	31.449	261.5	1:42:52.234				
57	2	1:44.671	30.355	42.678	31.638	258.4	1:51:46.188	50	2	1:42.552	30.439	41.905	30.208	259.0	1:44:34.786				
29		MV2S Racing		Ligier JS P320 - Nissan															
		1. Clément MORENO		LMP3															
		2. Maximus MAYER																	
1	1	1:55.407	38.347	44.574	32.486		1:55.407	51	2	1:41.010	29.460	41.304	30.246	260.9	1:46:15.796				
2	1	1:43.953	31.105	41.948	30.900	258.4	3:39.360	52	2	1:41.209	29.588	41.436	30.185	262.1	1:47:57.005				
3	1	1:43.241	30.328	42.417	30.496	262.1	5:22.601	53	2	1:40.908	29.404	41.415	30.089	263.4	1:49:37.913				
4	1	1:42.021	30.052	41.631	30.338	261.5	7:04.622	54	2	1:40.705	29.271	41.201	30.233	262.1	1:51:18.618				
5	1	1:41.800	29.802	41.507	30.491	259.6	8:46.422	34							Ligier JS P320 - Nissan				
6	1	1:42.048	29.732	41.640	30.676	260.9	10:28.470								Inter Europol Competition				
7	1	1:41.666	29.755	41.538	30.373	261.5	12:10.136								1. Alexander BUKHANTSOV				
8	1	1:40.933	29.793	41.092	30.048	262.8	13:51.069								2. Rik KOEN				
9	1	1:40.582	29.498	40.783	30.301	260.2	15:31.651	1	1	1:46.571	33.225	42.690	30.656		1:46.571				
10	1	2:04.503	32.338	52.434	39.731	259.6	17:36.154	2	1	1:41.463	29.661	41.597	30.205	259.6	3:28.034				
11	1	3:11.126	59.285	1:11.781	1:00.060		20:47.280	3	1	1:40.719	29.345	41.347	30.027	258.4	5:08.753				
12	1	3:16.213	1:06.409	1:09.169	1:00.635		24:03.493	4	1	1:40.356	29.291	40.983	30.082	260.2	6:49.109				
13	1	2:35.073	42.289	1:01.943	50.841	161.9	26:38.566	5	1	1:40.535	29.344	41.240	29.951	261.5	8:29.644				
14	1	2:38.194	49.166	1:05.503	43.525	135.0	29:16.760	6	1	1:40.170	29.329	40.996	29.845	260.2	10:09.814				
15	1	2:16.910	39.760	51.924	45.226	209.7	31:33.670	7	1	1:40.125	29.218	41.014	29.893	260.9	11:49.939				
16	1	2:29.921	30.660	1:26.551	32.710	260.2	34:03.591	8	1	1:39.934	29.194	40.847	29.893	262.1	13:29.873				
17	1	3:24.692	2:00.311	46.044	38.337	184.0	37:28.283	9	1	1:41.463	29.214	41.521	30.728	261.5	15:11.336				
18	1	5:57.334	4:44.698	42.336	30.300	187.5	43:25.617	10	1	2:11.763	30.068	1:00.975	40.720	259.6	17:23.099				
19	1	1:40.648	29.635	41.303	29.710	257.8	45:06.265	11	1	3:07.142	56.346	1:13.009	57.787	129.3	20:30.241				
20	1	1:40.333	29.495	40.917	29.921	261.5	46:46.598	12	1	3:13.892	1:07.014	1:12.984	53.894		23:44.133				
21	1	1:40.103	29.090	40.963	30.050	262.8	48:26.701	13	1	2:38.364	48.373	1:00.679	49.312	130.4	26:22.497				
22	1	1:40.808	29.289	40.957	30.562	259.6	50:07.509	14	1	2:39.859	50.029	1:03.976	45.854	125.3	29:02.356				
23	1	1:45.848	B 29.360	40.746	35.742	261.5	51:53.357	15	1	2:21.760	39.258	54.584	47.918	184.3	31:24.116				
24	2	4:28.966	3:16.886	42.009	30.071	182.4	56:22.323	16	1	1:41.582	30.205	41.509	29.868	256.5	33:05.698				
25	2	1:40.493	29.761	41.383	29.349	261.5	58:02.816	17	1	1:40.337	29.152	41.034	30.151	260.9	34:46.035				
26	2	1:38.096	28.679	40.255	29.162	261.5	59:40.912	18	1	1:40.541	29.641	40.966	29.934	259.0	36:26.576				
27	2	1:38.754	28.731	40.678	29.345	262.1	1:01:19.666	19	1	1:40.060	29.083	41.082	29.895	260.2	38:06.636				
28	2	1:38.305	28.713	40.315	29.277	262.8	1:02:57.971	20	1	1:39.839	29.138	40.841	29.860	260.9	39:46.475				
29	2	1:39.935	28.849	41.680	29.406	262.8	1:04:37.906	21	1	1:40.127	29.099	41.045	29.983	260.9	41:26.602				
30	2	1:38.936	28.676	40.641	29.619	262.8	1:06:16.842	22	1	1:40.250	29.214	41.099	29.937	260.9	43:06.852				
31	2	1:39.747	29.258	40.334	30.155	266.0	1:07:56.589	23	1	1:40.370	29.453	40.962	29.955	260.9	44:47.222				
32	2	1:40.215	28.823	40.558	30.834	260.9	1:09:36.804	24	1	1:45.137	B 29.033	40.701	35.403	261.5	46:32.359				
33	2	1:39.707	28.901	41.330	29.476	264.7	1:11:16.511	25	2	4:29.316	3:16.223	43.011	30.082	179.7	51:01.675				
34	2	1:38.678	28.820	40.452	29.406	260.9	1:12:55.189	26	2	1:39.719	29.436	40.941	29.342	259.0	52:41.394				
35	2	1:39.038	28.867	40.628	29.543	262.8	1:14:34.227	27	2	1:41.303	29.607	41.841	29.855	260.9	54:22.697				
36	2	1:40.240	29.083	40.983	30.174	262.8	1:16:14.467	28	2	1:39.934	29.422	40.786	29.726	264.1	56:02.631				
37	2	1:40.898	29.333	41.244	30.321	262.8	1:17:55.365	29	2	1:39.635	29.482	40.948	29.205	262.8	57:42.266				
38	2	1:39.939	29.269	40.883	29.787	262.8	1:19:35.304	30	2	1:37.913	28.751	40.124	29.038	262.1	59:20.179				
								31	2	1:38.926	28.705	40.128	30.093	263.4	1:00:59.105				
								32	2	1:39.067	29.486	40.293	29.288	260.2	1:02:38.172				
								33	2	1:40.125	28.904	41.109	30.112	263.4	1:04:18.297				
								34	2	1:38.143	28.917	40.025	29.201	260.9	1:05:56.440				



LE MANS CUP



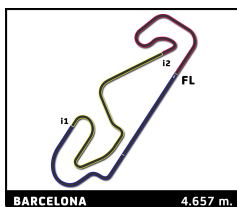
Michelin Le Mans Cup Barcelona Round Race

Sector Analysis

Lap under Red Flag														Invalidated Lap	Personal Best	Session Best	B Crossing the pit lane	
Lap	D	Time	Sector 1	Sector 2	Sector 3	T. Spd	Elapsed	Lap	D	Time	Sector 1	Sector 2	Sector 3	T. Spd	Elapsed			
35	2	1:38.285	28.634	40.182	29.469	262.8	1:07:34.725	27	2	1:39.022	29.118	40.583	29.321	262.8	54:44.391			
36	2	1:38.574	28.784	40.323	29.467	261.5	1:09:13.299	28	2	1:38.220	28.671	40.104	29.445	266.0	56:22.611			
37	2	1:39.655	28.921	40.955	29.779	263.4	1:10:52.954	29	2	1:38.647	28.939	40.344	29.364	269.3	58:01.258			
38	2	1:39.413	28.987	40.768	29.658	264.1	1:12:32.367	30	2	1:38.345	28.704	40.328	29.313	267.3	59:39.603			
39	2	1:41.051	28.768	41.373	30.910	262.8	1:14:13.418	31	2	1:38.784	28.706	40.795	29.283	266.0	1:01:18.387			
40	2	1:39.221	29.226	40.351	29.644	260.9	1:15:52.639	32	2	1:38.468	28.812	40.119	29.537	266.7	1:02:56.855			
41	2	1:38.763	28.963	40.209	29.591	259.6	1:17:31.402	33	2	1:39.085	28.974	40.633	29.478	265.4	1:04:35.940			
42	2	1:40.645	28.935	40.535	31.175	261.5	1:19:12.047	34	2	1:38.669	28.890	40.267	29.512	267.3	1:06:14.609			
43	2	1:39.375	29.278	40.328	29.769	259.6	1:20:51.422	35	2	1:39.849	29.009	41.006	29.834	271.4	1:07:54.458			
44	2	1:38.740	28.844	40.333	29.563	261.5	1:22:30.162	36	2	1:40.020	29.022	40.920	30.078	267.3	1:09:34.478			
45	2	1:39.226	28.981	40.507	29.738	262.8	1:24:09.388	37	2	1:39.689	29.207	40.673	29.809	266.7	1:11:14.167			
46	2	1:39.183	28.831	40.388	29.964	260.9	1:25:48.571	38	2	1:39.680	29.114	40.559	30.007	266.0	1:12:53.847			
47	2	1:52.100	29.138	46.658	36.304	262.1	1:27:40.671	39	2	1:39.785	29.060	40.623	30.102	266.7	1:14:33.632			
48	2	3:02.271	45.014	1:15.441	1:01.816	164.6	1:30:42.942	40	2	1:40.467	29.276	40.854	30.337	267.3	1:16:14.099			
49	2	3:04.962	1:03.877	1:09.563	51.522		1:33:47.904	41	2	1:40.879	29.507	41.140	30.232	264.7	1:17:54.978			
50	2	2:34.425	47.449	58.959	48.017	122.6	1:36:22.329	42	2	1:39.848	29.012	40.749	30.087	272.7	1:19:34.826			
51	2	2:23.581	46.864	54.749	41.968	128.1	1:38:45.910	43	2	1:40.128	29.082	40.950	30.096	266.7	1:21:14.954			
52	2	2:16.888	38.972	55.248	42.668	197.4	1:41:02.798	44	2	1:41.883	29.698	41.856	30.329	271.4	1:22:56.837			
53	2	1:42.036	30.648	41.302	30.086	251.7	1:42:44.834	45	2	1:40.846	29.349	41.140	30.357	268.0	1:24:37.683			
54	2	1:39.974	29.301	40.782	29.891	263.4	1:44:24.808	46	2	1:42.160	29.477	41.479	31.204	264.1	1:26:19.843			
55	2	1:39.898	29.142	40.756	30.000	261.5	1:46:04.706	47	2	1:55.659	39.112	43.696	32.851	145.4	1:28:15.502			
56	2	1:39.263	29.053	40.457	29.753	261.5	1:47:43.969	48	2	2:39.307	31.531	1:04.821	1:02.955	259.6	1:30:54.809			
57	2	1:39.315	29.004	40.545	29.766	261.5	1:49:23.284	49	2	3:02.436	1:03.147	1:09.191	50.098		1:33:57.245			
58	2	1:39.310	28.983	40.383	29.944	262.1	1:51:02.594	50	2	2:36.026	48.267	58.176	49.583	146.1	1:36:33.271			
42 Steller Motorsport <small>Duqueine M30 - D08 - Nissan</small>														LMP3				
1. Sylvain GUINTOLI																		
2. Sennan FIELDING																		
1	1	1:52.274	36.083	44.634	31.557		1:52.274	51	2	2:21.521	47.010	54.629	39.882	128.9	1:38:54.792			
2	1	1:42.787	30.072	42.000	30.715	261.5	3:35.061	52	2	2:13.174	39.156	55.683	38.335	153.0	1:41:07.966			
3	1	1:42.495	29.779	41.646	31.070	264.7	5:17.556	53	2	1:45.948	30.828	43.645	31.475	266.0	1:42:53.914			
4	1	1:41.540	29.426	41.628	30.486	266.7	6:59.096	54	2	1:42.374	29.832	41.696	30.846	262.8	1:44:36.288			
5	1	1:41.576	29.771	41.321	30.484	264.1	8:40.672	55	2	1:42.070	29.498	41.834	30.738	266.7	1:46:18.358			
6	1	1:42.585	29.591	41.556	31.438	264.1	10:23.257	56	2	1:41.343	29.467	41.345	30.531	267.3	1:47:59.701			
7	1	1:40.769	29.346	41.214	30.209	264.7	12:04.026	57	2	1:41.164	29.382	41.203	30.579	267.3	1:49:40.865			
8	1	1:41.076	29.469	41.228	30.379	265.4	13:45.102	58	2	1:41.560	29.461	41.234	30.865	264.1	1:51:22.425			
9	1	1:41.962	29.576	41.812	30.574	264.7	15:27.064	43 Inter Europol Competition <small>Ligier JS P320 - Nissan</small>										
10	1	2:06.138	33.801	52.590	39.747	210.9	17:33.202	1. Timothy CRESWICK										
11	1	3:10.795	58.592	1:11.984	1:00.219		20:43.997	2. Sebastian GRAVLUND										
12	1	3:15.689	1:06.221	1:10.174	59.294		23:59.686	1	1	1:50.343	34.714	43.860	31.769		1:50.343			
13	1	2:35.971	43.838	1:00.651	51.482	151.9	26:35.657	2	1	1:42.738	30.095	41.876	30.767	260.9	3:33.081			
14	1	2:38.616	48.971	1:06.078	43.567	140.3	29:14.273	3	1	1:41.372	29.517	41.481	30.374	263.4	5:14.453			
15	1	2:17.866	39.323	52.462	46.081	190.5	31:32.139	4	1	1:40.953	29.402	41.172	30.379	263.4	6:55.406			
16	1	1:42.979	30.233	42.054	30.692	263.4	33:15.118	5	1	1:40.920	29.226	41.186	30.508	261.5	8:36.326			
17	1	1:42.148	29.641	41.730	30.777	264.7	34:57.266	6	1	1:54.937	29.372	40.988	44.577	264.7	10:31.263			
18	1	1:42.985	30.283	41.757	30.945	265.4	36:40.251	7	1	1:40.930	29.657	40.884	30.389	262.1	12:12.193			
19	1	1:41.858	29.724	41.679	30.455	266.0	38:22.109	8	1	1:42.573	29.494	41.928	31.151	262.8	13:54.766			
20	1	1:41.944	30.112	41.481	30.351	266.0	40:04.053	9	1	1:43.887	30.296	42.371	31.220	266.0	15:38.653			
21	1	1:40.878	29.429	41.181	30.268	269.3	41:44.931	10	1	1:59.242	31.235	49.099	38.908	260.2	17:37.895			
22	1	1:42.049	29.698	41.635	30.716	268.7	43:26.980	11	1	3:10.685	58.825	1:11.777	1:00.083		20:48.580			
23	1	1:41.323	29.526	41.438	30.359	268.0	45:08.303	12	1	3:16.042	1:06.080	1:08.848	1:01.114		24:04.622			
24	1	1:41.007	29.389	41.169	30.449	266.7	46:49.310	13	1	2:34.730	41.888	1:02.194	50.648	165.9	26:39.352			
25	1	1:48.540	B 29.753	41.253	37.534	267.3	48:37.850	14	1	2:37.906	49.161	1:05.279	43.646	127.7	29:17.258			
26	2	4:27.519	3:16.216	41.444	29.859	186.2	53:05.369	15	1	2:17.644	40.795	50.867	45.982	211.4	31:34.902			
								16	1	1:44.236	30.076	43.232	30.928	259.6	33:19.138			
								17	1	1:41.608	29.413	41.579	30.616	263.4	35:00.746			
								18	1	1:41.425	29.895	41.381	30.149	262.8	36:42.171			



LE MANS CUP



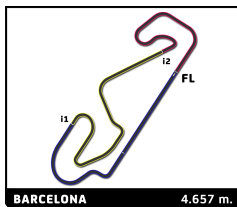
Michelin Le Mans Cup Barcelona Round Race

Sector Analysis

Lap under Red Flag Invalidated Lap Personal Best Session Best Crossing the pit lane

Lap	D	Time	Sector 1	Sector 2	Sector 3	T. Spd	Elapsed	Lap	D	Time	Sector 1	Sector 2	Sector 3	T. Spd	Elapsed		
19	1	1:41.592	29.563	41.626	30.403	263.4	38:23.763	<div style="border: 1px solid black; padding: 5px;"> 50 Reiter Engineering 1.Horst FELBERMAYR 2.Moritz LÖHNER </div>								Ligier JS P320 - Nissan	LMP3
20	1	1:42.647	29.577	42.119	30.951	263.4	40:06.410									1	1
21	1	1:40.993	29.507	40.970	30.516	262.8	41:47.403	2	1	1:42.587	30.200	41.591	30.796	261.5	3:56.644		
22	1	1:41.259	29.402	41.196	30.661	264.1	43:28.662	3	1	1:41.388	29.653	41.247	30.488	263.4	5:38.032		
23	1	1:42.691	29.655	41.449	31.587	262.8	45:11.353	4	1	1:44.004	29.901	43.150	30.953	264.7	7:22.036		
24	1	1:41.377	30.276	41.162	29.939	262.8	46:52.730	5	1	1:42.016	30.111	41.384	30.521	263.4	9:04.052		
25	1	1:41.253	29.809	40.977	30.467	264.1	48:33.983	6	1	1:48.825	31.094	43.812	33.919	266.7	10:52.877		
26	1	1:48.238 B	29.826	40.722	37.690	262.8	50:22.221	7	1	1:42.815	30.724	41.732	30.359	262.1	12:35.692		
27	2	4:30.174	3:16.936	42.884	30.354	176.8	54:52.395	8	1	1:42.049	29.342	42.182	30.525	264.1	14:17.741		
28	2	1:40.694	29.659	40.970	30.065	260.9	56:33.089	9	1	2:01.262	30.083	42.986	48.193	266.7	16:19.003		
29	2	1:38.772	29.111	40.326	29.335	262.1	58:11.861	10	1	1:56.553	36.334	46.432	33.787	208.9	18:15.556		
30	2	1:38.231	28.886	40.091	29.254	262.1	59:50.092	11	1	2:40.583	34.135	1:04.480	1:01.968	218.2	20:56.139		
31	2	1:37.883	28.769	40.025	29.089	262.8	1:01:27.975	12	1	3:15.272	1:04.643	1:08.913	1:01.716		24:11.411		
32	2	1:37.671	28.643	39.918	29.110	264.1	1:03:05.646	13	1	2:32.831	40.166	1:02.993	49.672	216.4	26:44.242		
33	2	1:38.111	28.755	40.013	29.343	264.1	1:04:43.757	14	1	2:39.642	50.422	1:04.769	44.451	132.4	29:23.884		
34	2	1:41.516	29.315	42.104	30.097	263.4	1:06:25.273	15	1	2:14.374	42.253	46.720	45.401	180.9	31:38.258		
35	2	1:38.762	28.948	40.397	29.417	264.1	1:08:04.035	16	1	1:56.226 B	30.175	45.389	40.662	264.7	33:34.484		
36	2	1:39.141	28.881	40.288	29.972	262.8	1:09:43.176	17	1	6:41.151	5:26.731	43.465	30.955	190.5	40:15.635		
37	2	1:41.564	29.045	41.727	30.792	262.1	1:11:24.740	18	1	1:41.139	29.486	41.287	30.366	262.8	41:56.774		
38	2	1:40.198	29.080	40.446	30.672	263.4	1:13:04.938	19	1	1:41.274	29.454	41.526	30.294	264.7	43:38.048		
39	2	1:39.923	29.245	41.020	29.658	261.5	1:14:44.861	20	1	1:41.703	29.531	41.628	30.544	264.1	45:19.751		
40	2	1:39.875	29.040	40.635	30.200	264.1	1:16:24.736	21	1	1:41.905	29.740	41.555	30.610	266.0	47:01.656		
41	2	1:40.708	29.264	41.413	30.031	264.7	1:18:05.444	22	1	1:41.152	29.050	41.047	31.055	265.4	48:42.808		
42	2	1:40.025	29.491	40.690	29.844	264.1	1:19:45.469	23	1	1:42.567	30.517	41.435	30.615	258.4	50:25.375		
43	2	1:39.559	29.065	40.673	29.821	263.4	1:21:25.028	24	1	1:41.273	29.495	41.333	30.445	264.1	52:06.648		
44	2	1:39.783	29.013	40.688	30.082	262.1	1:23:04.811	25	1	1:41.033	29.625	41.115	30.293	264.7	53:47.681		
45	2	1:40.946	29.862	40.979	30.105	267.3	1:24:45.757	26	1	1:47.673 B	29.518	41.264	36.891	265.4	55:35.354		
46	2	1:41.630	29.745	41.097	30.788	262.1	1:26:27.387	27	2	4:26.539	3:13.979	42.274	30.286	187.8	1:00:01.893		
47	2	1:57.592	40.169	44.177	33.246		1:28:24.979	28	2	1:39.276	29.216	40.490	29.570	263.4	1:01:41.169		
48	2	2:35.759	32.160	58.998	1:04.601	250.6	1:31:00.738	29	2	1:38.509	28.756	39.996	29.757	264.7	1:03:19.678		
49	2	3:04.368	1:02.870	1:09.365	52.133		1:34:05.106	30	2	1:38.051	28.725	40.090	29.236	263.4	1:04:57.729		
50	2	2:32.611	46.645	58.843	47.123	191.8	1:36:37.717	31	2	1:37.970	28.545	40.077	29.348	266.0	1:06:35.699		
51	2	2:22.106	45.509	54.766	41.831	135.3	1:38:59.823	32	2	1:39.240	28.888	40.873	29.479	266.7	1:08:14.939		
52	2	2:10.465	37.484	54.377	38.604	188.2	1:41:10.288	33	2	1:40.468	28.874	41.208	30.386	266.7	1:09:55.407		
53	2	1:43.981	30.156	42.450	31.375	265.4	1:42:54.269	34	2	1:39.807	29.031	40.972	29.804	265.4	1:11:35.214		
54	2	1:42.615	29.971	41.696	30.948	264.1	1:44:36.884	35	2	1:39.469	28.960	40.703	29.806	266.7	1:13:14.683		
55	2	1:41.974	29.520	41.803	30.651	263.4	1:46:18.858	36	2	1:39.745	29.069	40.734	29.942	266.7	1:14:54.428		
56	2	1:41.497	29.723	41.179	30.595	263.4	1:48:00.355	37	2	1:42.807	30.290	41.218	31.299	267.3	1:16:37.235		
57	2	1:41.215	29.470	41.439	30.306	263.4	1:49:41.570	38	2	1:40.032	29.219	40.930	29.883	264.7	1:18:17.267		
58	2	1:41.264	29.574	41.072	30.618	264.1	1:51:22.834	39	2	1:40.152	29.021	41.072	30.059	266.0	1:19:57.419		
<div style="border: 1px solid black; padding: 5px;"> 44 Team Virage 1.Jamie FALVEY 2.Mihnea STEFAN </div>								Ligier JS P320 - Nissan								LMP3	
								1	1	1:42.202	30.831	41.292	30.079		1:42.202	40	2
2	1	1:41.252	29.685	41.486	30.081	258.4	3:23.454	41	2	1:41.346	29.234	41.372	30.740	265.4	1:23:25.775		
3	1	1:40.338	29.418	41.227	29.693	259.6	5:03.792	42	2	1:43.316	29.908	42.102	31.306	266.0	1:25:09.091		
4	1	1:39.657	29.133	40.780	29.744	259.6	6:43.449	43	2	1:45.790	29.646	42.351	33.793	264.1	1:26:54.881		
5	1	1:39.038	29.039	40.669	29.330	260.9	8:22.487	44	2	1:46.210	31.046	42.244	32.920	259.6	1:28:41.091		
6	1	1:39.372	29.044	40.691	29.637	261.5	10:01.859	45	2	2:26.225	30.486	50.232	1:05.507	260.2	1:31:07.316		
7	1	1:39.805	29.045	40.724	30.036	260.9	11:41.664	46	2	3:02.348	1:01.283	1:09.171	51.894		1:34:09.664		
8	1	1:39.830	29.236	40.906	29.688	261.5	13:21.494	47	2	2:34.606	46.399	59.359	48.848	161.0	1:36:44.270		
9	1	3:06.714 B	29.187	1:39.236	58.291	261.5	16:28.208	48	2	2:20.140	42.106	54.793	43.241	201.1	1:39:04.410		
								49	2	2:08.095	37.672	52.914	37.509	196.4	1:41:12.505		
								50	2	1:45.839	30.934	43.650	31.255	264.7	1:42:58.344		

LE MANS CUP



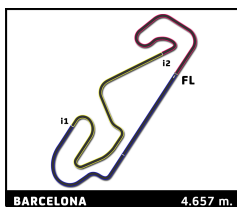
Michelin Le Mans Cup Barcelona Round Race

Sector Analysis

											Lap under Red Flag		Invalidated Lap		Personal Best		Session Best		B Crossing the pit lane	
Lap	D	Time	Sector 1	Sector 2	Sector 3	T. Spd	Elapsed	Lap	D	Time	Sector 1	Sector 2	Sector 3	T. Spd	Elapsed					
51	2	1:45.428	31.238	42.447	31.743	263.4	1:44:43.772	46	2	2:01.752	42.510	45.381	33.861	124.4	1:28:22.531					
52	2	1:42.884	30.066	41.513	31.305	266.0	1:46:26.656	47	2	2:35.556	32.073	59.480	1:04.003	256.5	1:30:58.087					
53	2	1:42.638	29.985	41.698	30.955	266.0	1:48:09.294	48	2	3:04.875	1:03.515	1:09.305	52.055		1:34:02.962					
54	2	1:41.554	30.105	41.307	30.142	266.7	1:49:50.848	49	2	2:31.675	46.121	58.860	46.694	200.0	1:36:34.637					
55	2	1:40.564	29.209	41.244	30.111	265.4	1:51:31.412	50	2	2:23.087	46.791	54.887	41.409		1:38:57.724					
51		AF Corse					Ferrari 296 GT3													
		1. Matthew KURZEJEWSKI					GT3													
		2. Alessandro BALZAN																		
1	1	1:56.551	39.803	44.582	32.166		1:56.551	51	2	2:11.045	36.947	55.607	38.491		1:41:08.769					
2	1	1:45.597	31.077	42.950	31.570	260.9	3:42.148	52	2	1:47.007	31.359	43.927	31.721	261.5	1:42:55.776					
3	1	1:45.284	30.886	42.933	31.465	257.8	5:27.432	53	2	1:45.431	31.497	42.792	31.142	260.2	1:44:41.207					
4	1	1:45.300	30.883	43.109	31.308	258.4	7:12.732	54	2	1:43.829	30.497	42.118	31.214	262.1	1:46:25.036					
5	1	1:45.940	31.005	43.265	31.670	258.4	8:58.672	55	2	1:43.564	30.332	42.189	31.040	259.6	1:48:08.597					
6	1	1:46.265	31.802	43.083	31.380	257.8	10:44.937	56	2	1:44.983	30.813	42.914	31.256	260.2	1:49:53.580					
7	1	1:45.558	30.580	43.433	31.545	259.6	12:30.495	57	2	1:44.093	30.876	42.183	31.034	260.2	1:51:37.673					
58		GG Classics					Ligier JS P320 - Nissan													
		1. George NAKAS					LMP3													
		2. Fraser ROSS																		
1	1	2:00.610	41.570	46.002	33.038		2:00.610	1	1	1:47.064	31.687	43.380	31.997	256.5	3:47.674					
2	1	1:47.064	31.687	43.380	31.997	256.5	3:47.674	3	1	1:46.653	31.208	43.241	32.204	262.1	5:34.327					
3	1	1:46.653	31.208	43.241	32.204	262.1	5:34.327	4	1	1:46.436	31.078	43.409	31.949	261.5	7:20.763					
4	1	1:46.436	31.078	43.409	31.949	261.5	7:20.763	5	1	1:46.903	31.310	43.573	32.020	260.9	9:07.666					
5	1	1:46.903	31.310	43.573	32.020	260.9	9:07.666	6	1	1:49.276	31.941	43.096	34.239	261.5	10:56.942					
6	1	1:49.276	31.941	43.096	34.239	261.5	10:56.942	7	1	1:46.479	31.258	43.396	31.825	258.4	12:43.421					
7	1	1:46.479	31.258	43.396	31.825	258.4	12:43.421	8	1	1:48.134	31.908	43.323	32.903	259.6	14:31.555					
8	1	1:48.134	31.908	43.323	32.903	259.6	14:31.555	9	1	1:52.969	31.733	44.144	37.092	252.9	16:24.524					
9	1	1:52.969	31.733	44.144	37.092	252.9	16:24.524	10	1	1:58.535	37.038	46.081	35.416	170.3	18:23.059					
10	1	1:58.535	37.038	46.081	35.416	170.3	18:23.059	11	1	2:40.333	32.455	1:06.362	1:01.516	258.4	21:03.392					
11	1	2:40.333	32.455	1:06.362	1:01.516	258.4	21:03.392	12	1	3:13.819	1:04.245	1:09.036	1:00.538		24:17.211					
12	1	3:13.819	1:04.245	1:09.036	1:00.538		24:17.211	13	1	2:32.400	40.705	1:02.289	49.406	199.3	26:49.611					
13	1	2:32.400	40.705	1:02.289	49.406	199.3	26:49.611	14	1	2:40.273	50.135	1:05.101	45.037	180.6	29:29.884					
14	1	2:40.273	50.135	1:05.101	45.037	180.6	29:29.884	15	1	2:14.013	44.431	44.202	45.380	140.6	31:43.897					
15	1	2:14.013	44.431	44.202	45.380	140.6	31:43.897	16	1	1:47.726	31.297	44.736	31.693	257.8	33:31.623					
16	1	1:47.726	31.297	44.736	31.693	257.8	33:31.623	17	1	1:46.213	31.096	43.054	32.063	262.1	35:17.836					
17	1	1:46.213	31.096	43.054	32.063	262.1	35:17.836	18	1	1:45.678	31.184	42.765	31.729	262.8	37:03.514					
18	1	1:45.678	31.184	42.765	31.729	262.8	37:03.514	19	1	1:45.865	31.203	42.709	31.953	250.0	38:49.379					
19	1	1:45.865	31.203	42.709	31.953	250.0	38:49.379	20	1	1:45.720	31.160	42.793	31.767	259.0	40:35.099					
20	1	1:45.720	31.160	42.793	31.767	259.0	40:35.099	21	1	1:44.251	31.012	42.188	31.051	256.5	42:19.350					
21	1	1:44.251	31.012	42.188	31.051	256.5	42:19.350	22	1	1:45.694	30.834	42.223	32.637	260.9	44:05.044					
22	1	1:45.694	30.834	42.223	32.637	260.9	44:05.044	23	1	1:46.355	31.494	42.663	32.198	254.7	45:51.399					
23	1	1:46.355	31.494	42.663	32.198	254.7	45:51.399	24	1	1:45.873	30.951	42.974	31.948	259.6	47:37.272					
24	1	1:45.873	30.951	42.974	31.948	259.6	47:37.272	25	1	1:45.276	30.871	42.669	31.736	260.2	49:22.548					
25	1	1:45.276	30.871	42.669	31.736	260.2	49:22.548	26	1	2:02.160	B	31.479	42.727	47.954	258.4	51:24.708				
26	1	2:02.160	B	31.479	42.727	47.954	51:24.708	27	2	4:38.666	3:14.027	43.735	40.904	187.5	56:03.374					
27	2	4:38.666	3:14.027	43.735	40.904	187.5	56:03.374	28	2	1:41.934	29.706	41.389	30.839	263.4	57:45.308					
28	2	1:41.934	29.706	41.389	30.839	263.4	57:45.308	29	2	1:42.983	30.024	41.566	31.393	260.9	59:28.291					
29	2	1:42.983	30.024	41.566	31.393	260.9	59:28.291	30	2	1:39.055	29.195	40.560	29.300	262.1	1:01:07.346					
30	2	1:39.055	29.195	40.560	29.300	262.1	1:01:07.346	31	2	1:39.556	29.251	40.849	29.456	264.7	1:02:46.902					
31	2	1:39.556	29.251	40.849	29.456	264.7	1:02:46.902	32	2	1:38.925	28.572	40.419	29.934	262.8	1:04:25.827					
32	2	1:38.925	28.572	40.419	29.934	262.8	1:04:25.827	33	2	1:39.998	29.907	40.691	29.400	264.1	1:06:05.825					
33	2	1:39.998	29.907	40.691	29.400	264.1	1:06:05.825	34	2	1:39.137	28.888	40.724	29.525	264.7	1:07:44.962					
34	2	1:39.137	28.888	40.724	29.525	264.7	1:07:44.962	35	2	1:39.290	29.087	40.602	29.601	263.4	1:09:24.252					
35	2	1:39.290	29.087	40.602	29.601	263.4	1:09:24.252	36	2	1:40.489	28.931	41.041	30.517	264.7	1:11:04.741					
36	2	1:40.489	28.931	41.041	30.517	264.7	1:11:04.741	37	2	1:39.517	29.345	40.502	29.670	260.2	1:12:44.258					
37	2	1:39.517	29.345	40.502	29.670	260.2	1:12:44.258	38	2	1:39.183	29.038	40.528	29.617	263.4	1:14:23.441					
38	2	1:39.183	29.038	40.528	29.617	263.4	1:14:23.441													



LE MANS CUP



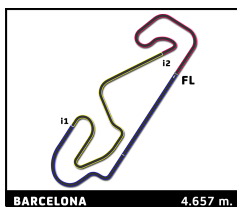
Michelin Le Mans Cup Barcelona Round Race

Sector Analysis

											Lap under Red Flag		Invalidated Lap		Personal Best		Session Best		B Crossing the pit lane	
Lap	D	Time	Sector 1	Sector 2	Sector 3	T. Spd	Elapsed	Lap	D	Time	Sector 1	Sector 2	Sector 3	T. Spd	Elapsed					
39	2	1:39.621	28.906	40.777	29.938	264.1	1:16:03.062	32	2	1:40.066	29.072	41.385	29.609	264.7	1:10:44.002					
40	2	1:39.607	29.012	40.775	29.820	264.7	1:17:42.669	33	2	1:38.912	28.792	40.591	29.529	264.1	1:12:22.914					
41	2	1:40.540	29.086	40.964	30.490	262.8	1:19:23.209	34	2	1:39.086	28.718	40.576	29.792	264.1	1:14:02.000					
42	2	1:39.791	29.454	40.733	29.604	259.0	1:21:03.000	35	2	1:39.253	29.095	40.545	29.613	263.4	1:15:41.253					
43	2	1:39.153	28.745	40.504	29.904	263.4	1:22:42.153	36	2	1:39.577	29.009	40.831	29.737	264.7	1:17:20.830					
44	2	1:41.619	30.084	41.402	30.133	265.4	1:24:23.772	37	2	1:39.061	28.939	40.526	29.596	265.4	1:18:59.891					
45	2	1:42.048	29.082	42.436	30.530	264.7	1:26:05.820	38	2	1:39.467	29.123	40.698	29.646	264.7	1:20:39.358					
46	2	1:47.847	30.877	44.382	32.588	262.8	1:27:53.667	39	2	1:39.661	28.927	40.968	29.766	265.4	1:22:19.019					
47	2	2:52.536	35.755	1:14.859	1:01.922	248.3	1:30:46.203	40	2	1:39.768	28.944	40.781	30.043	263.4	1:23:58.787					
48	2	3:04.182	1:04.219	1:09.442	50.521		1:33:50.385	41	2	1:40.236	29.094	40.914	30.228	264.7	1:25:39.023					
49	2	2:34.733	47.832	58.556	48.345	149.4	1:36:25.118	42	2	1:43.082	29.320	42.286	31.476	264.1	1:27:22.105					
50	2	2:23.622	47.893	54.565	41.164	140.3	1:38:48.740	43	2	1:48.660	32.140	44.026	32.494	212.6	1:29:10.765					
51	2	2:16.142	39.470	55.316	41.356	152.8	1:41:04.882	44	2	2:03.468	32.435	43.588	47.445	208.5	1:31:14.233					
52	2	1:46.309	31.215	42.580	32.514	260.9	1:42:51.191	45	2	3:01.271	1:00.774	1:08.405	52.092		1:34:15.504					
53	2	1:41.507	29.877	41.428	30.202	259.6	1:44:32.698	46	2	2:33.451	46.193	59.334	47.924	163.1	1:36:48.955					
54	2	1:40.369	29.166	41.011	30.192	262.8	1:46:13.067	47	2	2:20.296	42.057	53.830	44.409	131.1	1:39:09.251					
55	2	1:40.445	29.355	40.962	30.128	261.5	1:47:53.512	48	2	2:07.119	39.523	52.299	35.297	159.1	1:41:16.370					
56	2	1:40.689	29.435	41.230	30.024	262.1	1:49:34.201	49	2	1:44.824	29.810	43.125	31.889	263.4	1:43:01.194					
57	2	1:41.024	29.225	41.264	30.535	264.7	1:51:15.225	50	2	1:44.719	30.871	42.263	31.585	265.4	1:44:45.913					
59 Team Virage Ligier JS P320 - Nissan																				
1. Oscar BITTAR LMP3																				
2. Ricardo GRACIA FILHO																				
1	1	1:44.965	32.009	42.462	30.494		1:44.965	51	2	1:41.345	29.891	41.309	30.145	267.3	1:46:27.258					
2	1	1:41.144	29.571	41.447	30.126	259.0	3:26.109	52	2	1:42.435	30.226	41.927	30.282	269.3	1:48:09.693					
3	1	1:40.328	29.325	41.266	29.737	262.8	5:06.437	53	2	1:41.812	29.988	41.449	30.375	266.0	1:49:51.505					
4	1	1:41.133	29.258	41.348	30.527	262.1	6:47.570	54	2	1:40.478	29.156	40.891	30.431	265.4	1:51:31.983					
5	1	1:40.701	29.254	41.178	30.269	262.1	8:28.271	62 Breton Racing Ligier JS P320 - Nissan												
6	1	1:40.145	29.382	40.796	29.967	264.7	10:08.416	1. Georgios KOLOVOS LMP3												
7	1	1:40.297	29.232	40.697	30.368	263.4	11:48.713	2. Axel GNOS												
8	1	1:40.093	29.210	40.838	30.045	264.1	13:28.806	1	1	2:18.453	1:05.185	42.811	30.457		2:18.453					
9	1	14:14.302	29.108	42.602	...	263.4	27:43.108	2	1	1:41.488	29.699	41.461	30.328	259.6	3:59.941					
10	1	1:54.539	36.258	41.834	36.447	209.7	29:37.647	3	1	1:41.171	29.673	41.394	30.104	260.9	5:41.112					
11	1	2:09.587	40.836	44.411	44.340	181.5	31:47.234	4	1	1:42.479	29.498	41.489	31.492	261.5	7:23.591					
12	1	1:48.074	30.210	45.540	32.324	264.7	33:35.308	5	1	1:44.270	29.981	42.616	31.673	260.2	9:07.861					
13	1	1:57.396	29.981	42.429	44.986	260.2	35:32.704	6	1	1:46.447	30.428	41.344	34.675	262.8	10:54.308					
14	1	1:47.823	30.779	42.945	34.099	260.9	37:20.527	7	1	1:43.289	30.327	42.546	30.416	251.7	12:37.597					
15	1	1:43.929	30.281	41.676	31.972	262.8	39:04.456	8	1	1:41.468	29.578	41.355	30.535	261.5	14:19.065					
16	1	1:42.043	30.209	41.500	30.334	259.0	40:46.499	9	1	2:01.679	30.382	42.174	49.123	262.8	16:20.744					
17	1	1:42.262	29.241	41.183	31.838	262.8	42:28.761	10	1	1:57.432	37.189	46.437	33.806	175.6	18:18.176					
18	1	1:40.384	29.468	40.977	29.939	261.5	44:09.145	11	1	2:39.616	33.599	1:04.846	1:01.171	244.3	20:57.792					
19	1	1:44.862	30.625	42.875	31.362	263.4	45:54.007	12	1	3:15.291	1:05.006	1:09.483	1:00.802		24:13.083					
20	1	1:41.260	29.365	41.757	30.138	262.1	47:35.267	13	1	2:33.003	41.018	1:02.401	49.584	224.1	26:46.086					
21	1	1:47.187 B	29.311	41.862	36.014	263.4	49:22.454	14	1	2:40.494	50.602	1:04.283	45.609	181.8	29:26.580					
22	2	4:28.863	3:17.513	41.662	29.688	178.2	53:51.317	15	1	2:13.748	43.116	45.113	45.519	165.6	31:40.328					
23	2	1:39.186	29.344	40.568	29.274	261.5	55:30.503	16	1	1:47.639	31.648	44.218	31.773	259.0	33:27.967					
24	2	1:38.572	28.784	40.024	29.767	262.8	57:09.075	17	1	1:47.054	32.060	42.729	32.265	259.0	35:15.021					
25	2	1:37.882	29.055	39.811	29.016	260.2	58:46.957	18	1	1:43.805	30.691	42.878	30.236	259.0	36:58.826					
26	2	1:37.872	28.578	39.745	29.549	263.4	1:00:24.829	19	1	1:41.304	29.341	41.492	30.471	262.1	38:40.130					
27	2	1:45.261 B	28.570	39.852	36.839	262.8	1:02:10.090	20	1	1:41.378	30.060	41.384	29.934	259.0	40:21.508					
28	2	1:58.517	48.408	41.060	29.049	192.5	1:04:08.607	21	1	1:40.611	29.588	40.958	30.065	261.5	42:02.119					
29	2	1:37.535	28.589	39.898	29.048	264.1	1:05:46.142	22	1	1:40.710	29.588	41.063	30.059	262.1	43:42.829					
30	2	1:39.155	28.701	41.085	29.369	265.4	1:07:25.297	23	1	1:40.344	29.506	40.980	29.858	260.9	45:23.173					
31	2	1:38.639	28.688	40.280	29.671	264.1	1:09:03.936	24	1	1:47.822 B	29.346	41.371	37.105	262.8	47:10.995					
								25	2	4:31.546	3:15.120	45.175	31.254	178.8	51:42.541					
								26	2	1:43.035	30.266	42.569	30.200	258.4	53:25.576					
								27	2	1:40.309	29.508	40.600	30.201	260.9	55:05.885					



LE MANS CUP



Michelin Le Mans Cup Barcelona Round Race

Sector Analysis

													Lap under Red Flag		Invalidated Lap		Personal Best		Session Best		B Crossing the pit lane	
Lap	D	Time	Sector 1	Sector 2	Sector 3	T. Spd	Elapsed	Lap	D	Time	Sector 1	Sector 2	Sector 3	T. Spd	Elapsed							
28	2	1:40.108	29.171	40.676	30.261	260.9	56:45.993	20	1	1:43.052	29.965	42.231	30.856	261.5	40:14.553							
29	2	1:39.287	29.225	40.357	29.705	260.2	58:25.280	21	1	1:41.626	29.727	41.294	30.605	262.8	41:56.179							
30	2	1:40.299	29.203	41.169	29.927	262.1	1:00:05.579	22	1	1:41.042	29.598	40.975	30.469	262.8	43:37.221							
31	2	1:39.609	29.219	40.465	29.925	260.9	1:01:45.188	23	1	1:42.079	30.055	41.417	30.607	264.7	45:19.300							
32	2	1:39.019	28.845	40.359	29.815	262.1	1:03:24.207	24	1	1:50.286 B	29.846	41.475	38.965	264.7	47:09.586							
33	2	1:41.994	29.187	41.822	30.985	260.9	1:05:06.201	25	2	4:30.142	3:16.335	43.498	30.309	186.9	51:39.728							
34	2	1:40.132	29.173	40.790	30.169	259.6	1:06:46.333	26	2	1:38.260	28.932	40.131	29.197	262.8	53:17.988							
35	2	1:39.728	29.035	40.504	30.189	260.2	1:08:26.061	27	2	1:37.750	28.446	39.885	29.419	264.1	54:55.738							
36	2	1:39.534	29.050	40.563	29.921	261.5	1:10:05.595	28	2	1:40.211	29.158	40.978	30.075	268.7	56:35.949							
37	2	1:42.242	29.117	42.084	31.041	262.1	1:11:47.837	29	2	1:38.770	29.247	40.518	29.005	267.3	58:14.719							
38	2	1:41.908	30.818	40.931	30.159	259.0	1:13:29.745	30	2	1:37.153	28.326	39.740	29.087	265.4	59:51.872							
39	2	1:41.245	29.758	41.045	30.442	262.8	1:15:10.990	31	2	1:37.726	28.509	39.821	29.396	266.0	1:01:29.598							
40	2	1:41.119	29.963	40.998	30.158	260.2	1:16:52.109	32	2	1:37.703	28.643	39.807	29.253	266.0	1:03:07.301							
41	2	1:39.601	29.059	40.658	29.884	260.9	1:18:31.710	33	2	1:37.975	28.553	39.996	29.426	268.0	1:04:45.276							
42	2	1:40.164	29.095	40.751	30.318	262.1	1:20:11.874	34	2	1:39.332	28.696	40.967	29.669	267.3	1:06:24.608							
43	2	1:41.464	29.563	41.281	30.620	260.9	1:21:53.338	35	2	1:38.389	28.923	39.994	29.472	268.0	1:08:02.997							
44	2	1:43.605	30.042	41.775	31.788	259.6	1:23:36.943	36	2	1:39.289	28.943	40.474	29.872	266.7	1:09:42.286							
45	2	1:41.874	30.120	41.059	30.695	259.6	1:25:18.817	37	2	1:39.661	28.954	41.100	29.607	267.3	1:11:21.947							
46	2	1:42.182	29.501	41.161	31.520	260.2	1:27:00.999	38	2	1:41.841	28.866	42.433	30.542	268.7	1:13:03.788							
47	2	1:44.742	30.799	42.704	31.239	258.4	1:28:45.741	39	2	1:39.171	29.046	40.326	29.799	266.0	1:14:42.959							
48	2	2:22.660	30.830	45.944	1:05.886	252.3	1:31:08.401	40	2	1:39.442	29.223	40.585	29.634	269.3	1:16:22.401							
49	2	3:02.302	1:01.375	1:08.677	52.250		1:34:10.703	41	2	1:38.867	28.606	40.490	29.771	267.3	1:18:01.268							
50	2	2:34.256	46.500	59.143	48.613	163.1	1:36:44.959	42	2	1:39.296	28.905	40.591	29.800	267.3	1:19:40.564							
51	2	2:20.821	42.146	54.595	44.080	188.8	1:39:05.780	43	2	1:39.519	28.889	40.940	29.690	266.7	1:21:20.083							
52	2	2:07.078	37.983	52.804	36.291	208.5	1:41:12.858	44	2	1:39.143	28.908	40.437	29.798	267.3	1:22:59.226							
53	2	1:47.627	30.880	43.783	32.964	263.4	1:43:00.485	45	2	1:40.408	29.487	40.912	30.009	269.3	1:24:39.634							
54	2	1:52.100 B	30.986	42.501	38.613	261.5	1:44:52.585	46	2	1:42.134	29.084	40.651	32.399	268.0	1:26:21.768							
55	2	2:02.011	49.861	41.578	30.572	189.5	1:46:54.596	47	2	2:02.313	42.993	44.768	34.552	122.4	1:28:24.081							
56	2	1:41.651	30.170	41.247	30.234	260.9	1:48:36.247	48	2	2:35.129	31.158	59.608	1:04.363	250.6	1:30:59.210							
57	2	1:41.288	29.722	41.433	30.133	260.2	1:50:17.535	49	2	3:04.424	1:02.959	1:09.459	52.006		1:34:03.634							
58	2	1:40.540	29.707	40.901	29.932	261.5	1:51:58.075	50	2	2:32.247	46.298	59.033	46.916	195.7	1:36:35.881							
													51	2	2:22.697	46.183	54.924	41.590		1:38:58.578		
													52	2	2:10.293	36.931	55.331	38.031	138.5	1:41:08.871		
													53	2	1:43.646	30.408	42.322	30.916	263.4	1:42:52.517		
													54	2	1:41.976	29.910	41.546	30.520	266.0	1:44:34.493		
													55	2	1:41.045	29.361	41.176	30.508	268.7	1:46:15.538		
													56	2	1:39.909	29.220	40.816	29.873	267.3	1:47:55.447		
													57	2	1:39.853	29.000	40.877	29.976	269.3	1:49:35.300		
													58	2	1:41.007	29.246	41.620	30.141	268.0	1:51:16.307		
													67 Haegeli by T2 Racing			Duqueine M30 - D08 - Nissan						
													1. Pieder DECURTINS			LMP3						
													2. Samir BEN									
													1	1	1:55.038	35.301	46.251	33.486		1:55.038		
													2	1	1:42.913	30.310	41.648	30.955	259.6	3:37.951		
													3	1	1:41.817	30.041	41.303	30.473	260.9	5:19.768		
													4	1	1:41.184	29.624	41.191	30.369	261.5	7:00.952		
													5	1	1:41.574	29.577	41.851	30.146	262.1	8:42.526		
													6	1	1:41.732	29.631	41.290	30.811	262.8	10:24.258		
													7	1	1:41.693	29.809	41.295	30.589	262.1	12:05.951		
													8	1	1:40.972	29.634	41.078	30.260	262.8	13:46.923		
													9	1	1:41.458	29.548	41.390	30.520	264.1	15:28.381		
													10	1	2:07.136	35.078	52.167	39.891	219.1	17:35.517		
													11	1	3:10.892	58.684	1:12.027	1:00.181		20:46.409		

66 Rinaldi Racing
1. Steve PARROW
2. Daniel KEILWITZ
Ligier JS P320 - Nissan
LMP3

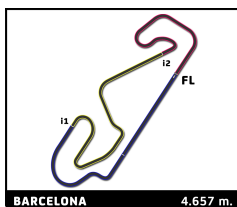
1	1	1:58.801	40.530	45.430	32.841		1:58.801
2	1	1:45.602	30.957	43.228	31.417	260.2	3:44.403
3	1	1:44.656	30.587	42.615	31.454	260.2	5:29.059
4	1	1:45.125	30.590	43.098	31.437	264.1	7:14.184
5	1	1:44.634	30.690	42.547	31.397	262.1	8:58.818
6	1	1:44.085	30.649	42.074	31.362	262.8	10:42.903
7	1	1:42.726	30.013	41.957	30.756	260.9	12:25.629
8	1	1:41.864	29.554	41.616	30.694	264.1	14:07.493
9	1	1:45.143	30.056	42.141	32.946	263.4	15:52.636
10	1	1:50.186	32.517	44.143	33.526	259.0	17:42.822
11	1	3:08.921	56.392	1:11.487	1:01.042		20:51.743
12	1	3:14.856	1:05.363	1:08.214	1:01.279		24:06.599
13	1	2:34.631	41.716	1:03.099	49.816	190.8	26:41.230
14	1	2:38.113	49.487	1:05.351	43.275	140.1	29:19.343
15	1	2:17.675	42.726	48.308	46.641	200.0	31:37.018
16	1	1:46.975	31.350	44.559	31.066	259.0	33:23.993
17	1	1:42.532	29.858	41.867	30.807	260.2	35:06.525
18	1	1:42.944	30.629	41.619	30.696	258.4	36:49.469
19	1	1:42.032	29.930	41.585	30.517	262.8	38:31.501

67 Haegeli by T2 Racing
1. Pieder DECURTINS
2. Samir BEN
Duqueine M30 - D08 - Nissan
LMP3

1	1	1:55.038	35.301	46.251	33.486		1:55.038
2	1	1:42.913	30.310	41.648	30.955	259.6	3:37.951
3	1	1:41.817	30.041	41.303	30.473	260.9	5:19.768
4	1	1:41.184	29.624	41.191	30.369	261.5	7:00.952
5	1	1:41.574	29.577	41.851	30.146	262.1	8:42.526
6	1	1:41.732	29.631	41.290	30.811	262.8	10:24.258
7	1	1:41.693	29.809	41.295	30.589	262.1	12:05.951
8	1	1:40.972	29.634	41.078	30.260	262.8	13:46.923
9	1	1:41.458	29.548	41.390	30.520	264.1	15:28.381
10	1	2:07.136	35.078	52.167	39.891	219.1	17:35.517
11	1	3:10.892	58.684	1:12.027	1:00.181		20:46.409



LE MANS CUP



Michelin Le Mans Cup Barcelona Round Race

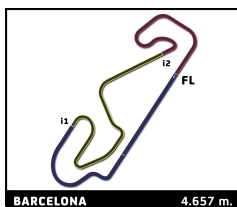
Sector Analysis

								Lap under Red Flag		Invalidated Lap		Personal Best		Session Best		B Crossing the pit lane	
Lap	D	Time	Sector 1	Sector 2	Sector 3	T. Spd	Elapsed	Lap	D	Time	Sector 1	Sector 2	Sector 3	T. Spd	Elapsed		
12	1	3:15.752	1:05.886	1:10.050	59.816		24:02.161	4	1	1:41.864	29.720	41.733	30.411	260.9	7:05.339		
13	1	2:35.867	42.998	1:01.521	51.348	161.2	26:38.028	5	1	1:42.063	29.743	41.715	30.605	260.9	8:47.402		
14	1	2:38.145	48.604	1:05.895	43.646		29:16.173	6	1	1:42.308	29.563	41.749	30.996	260.9	10:29.710		
15	1	2:17.041	39.678	51.922	45.441	214.7	31:33.214	7	1	1:41.327	29.541	41.211	30.575	260.9	12:11.037		
16	1	1:44.628	30.899	42.870	30.859	261.5	33:17.842	8	1	1:43.488	29.910	42.566	31.012	261.5	13:54.525		
17	1	1:41.281	29.708	41.233	30.340	262.1	34:59.123	9	1	1:46.036	32.783	42.025	31.228	260.9	15:40.561		
18	1	1:41.758	29.727	41.322	30.709	263.4	36:40.881	10	1	1:57.888	30.122	49.561	38.205	260.9	17:38.449		
19	1	1:42.332	30.314	41.335	30.683	247.1	38:23.213	11	1	3:11.808	59.345	1:11.206	1:01.257		20:50.257		
20	1	1:42.510	29.761	42.144	30.605	264.1	40:05.723	12	1	3:15.190	1:05.551	1:08.713	1:00.926		24:05.447		
21	1	1:40.842	29.396	41.094	30.352	264.1	41:46.565	13	1	2:34.695	41.710	1:02.687	50.298	187.5	26:40.142		
22	1	1:41.450	29.408	41.273	30.769	264.7	43:28.015	14	1	2:37.978	49.401	1:05.675	42.902	125.0	29:18.120		
23	1	1:41.547	29.881	41.264	30.402	264.1	45:09.562	15	1	2:17.990	41.824	49.932	46.234	203.4	31:36.110		
24	1	1:40.991	29.485	41.219	30.287	264.1	46:50.553	16	1	1:50.162 B	30.023	43.078	37.061	259.0	33:26.272		
25	1	1:41.561	29.774	41.278	30.509	264.7	48:32.114	17	1	2:04.692	51.147	42.058	31.487	191.2	35:30.964		
26	1	1:44.295	32.029	42.020	30.246	264.1	50:16.409	18	1	1:57.624	32.086	43.051	42.487	263.4	37:28.588		
27	1	1:46.396 B	29.142	40.905	36.349	263.4	52:02.805	19	1	1:42.031	29.616	41.856	30.559	261.5	39:10.619		
28	2	4:35.492	3:21.391	43.179	30.922	184.9	56:38.297	20	1	1:42.301	29.558	42.039	30.704	262.1	40:52.920		
29	2	1:41.437	29.555	41.729	30.153	259.6	58:19.734	21	1	1:42.043	29.611	41.903	30.529	261.5	42:34.963		
30	2	1:39.900	29.387	40.772	29.741	261.5	59:59.634	22	1	1:41.847	29.427	41.610	30.810	260.9	44:16.810		
31	2	1:38.627	28.859	40.275	29.493	261.5	1:01:38.261	23	1	1:45.030	29.626	42.892	32.512	262.1	46:01.840		
32	2	1:38.883	28.907	40.229	29.747	263.4	1:03:17.144	24	1	1:48.674 B	30.059	41.574	37.041	264.1	47:50.514		
33	2	1:38.934	29.030	40.556	29.348	263.4	1:04:56.078	25	2	4:24.315	3:13.095	41.408	29.812	184.6	52:14.829		
34	2	1:38.858	28.902	40.358	29.598	264.1	1:06:34.936	26	2	1:39.020	29.440	40.228	29.352	260.2	53:53.849		
35	2	1:39.140	29.215	40.309	29.616	264.1	1:08:14.076	27	2	1:38.887	29.178	40.519	29.190	262.8	55:32.736		
36	2	1:40.770	29.074	41.627	30.069	264.1	1:09:54.846	28	2	1:38.378	28.800	40.201	29.377	261.5	57:11.114		
37	2	1:39.816	29.287	40.832	29.697	262.8	1:11:34.662	29	2	1:38.230	28.650	40.423	29.157	263.4	58:49.344		
38	2	1:39.334	28.964	40.504	29.866	264.1	1:13:13.996	30	2	1:38.042	28.609	40.226	29.207	262.1	1:00:27.386		
39	2	1:39.922	29.027	40.485	30.410	263.4	1:14:53.918	31	2	1:38.161	28.682	40.125	29.354	260.2	1:02:05.547		
40	2	1:41.595	29.618	41.801	30.176	263.4	1:16:35.513	32	2	1:38.590	29.012	40.207	29.371	255.9	1:03:44.137		
41	2	1:39.980	29.206	40.802	29.972	263.4	1:18:15.493	33	2	1:38.673	28.921	40.337	29.415	262.8	1:05:22.810		
42	2	1:40.978	29.196	41.765	30.017	264.7	1:19:56.471	34	2	1:39.217	28.888	40.438	29.891	264.1	1:07:02.027		
43	2	1:39.986	29.156	40.727	30.103	263.4	1:21:36.457	35	2	1:39.295	29.226	40.501	29.568	264.1	1:08:41.322		
44	2	1:39.551	29.211	40.529	29.811	262.8	1:23:16.008	36	2	1:39.312	28.970	40.559	29.783	264.1	1:10:20.634		
45	2	1:40.284	29.191	40.969	30.124	263.4	1:24:56.292	37	2	1:39.317	29.052	40.521	29.744	264.1	1:11:59.951		
46	2	1:41.359	29.366	40.906	31.087	263.4	1:26:37.651	38	2	1:40.409	29.361	40.764	30.284	264.1	1:13:40.360		
47	2	1:50.402	33.751	43.779	32.872	213.4	1:28:28.053	39	2	1:42.220	29.772	41.965	30.483	262.8	1:15:22.580		
48	2	2:36.120	32.536	58.466	1:05.118	204.9	1:31:04.173	40	2	1:40.720	29.363	41.173	30.184	263.4	1:17:03.300		
49	2	3:04.057	1:02.456	1:09.336	52.265		1:34:08.230	41	2	1:41.723	29.684	41.236	30.803	265.4	1:18:45.023		
50	2	2:34.143	45.686	1:00.041	48.416	191.5	1:36:42.373	42	2	1:42.741	30.362	41.940	30.439	263.4	1:20:27.764		
51	2	2:20.702	42.883	54.751	43.068	209.3	1:39:03.075	43	2	1:40.764	29.141	41.136	30.487	260.9	1:22:08.528		
52	2	2:08.663	37.679	53.352	37.632	220.4	1:41:11.738	44	2	1:42.137	29.695	41.891	30.551	263.4	1:23:50.665		
53	2	1:46.487	31.079	42.928	32.480	264.7	1:42:58.225	45	2	1:43.206	29.632	42.090	31.484	262.1	1:25:33.871		
54	2	1:44.755	30.970	42.402	31.383	266.7	1:44:42.980	46	2	1:44.672	30.114	42.250	32.308	260.2	1:27:18.543		
55	2	1:42.877	29.638	41.698	31.541	268.0	1:46:25.857	47	2	1:47.850	32.379	42.031	33.440	220.0	1:29:06.393		
56	2	1:42.927	29.743	42.310	30.874	260.2	1:48:08.784	48	2	2:05.972	32.343	42.456	51.173	237.4	1:31:12.365		
57	2	1:40.390	29.587	40.705	30.098	264.1	1:49:49.174	49	2	2:57.559 B	1:01.705	1:08.243	47.611		1:34:09.924		
58	2	1:40.617	29.366	40.870	30.381	262.8	1:51:29.791	50	2	2:39.673	1:06.220	45.849	47.604	190.5	1:36:49.597		
51	2	2:20.719	42.093	54.052	44.574	138.1	1:39:10.316	51	2	2:06.488	38.889	52.552	35.047	136.0	1:41:16.804		
52	2	2:06.488	38.889	52.552	35.047	136.0	1:41:16.804	52	2	1:42.742	29.753	42.302	30.687	265.4	1:42:59.546		
53	2	1:42.742	29.753	42.302	30.687	265.4	1:42:59.546	54	2	1:43.752	30.937	41.910	30.905	270.0	1:44:43.298		
54	2	1:43.752	30.937	41.910	30.905	270.0	1:44:43.298	55	2	1:49.637	38.732	40.853	30.052	266.0	1:46:32.935		
55	2	1:49.637	38.732	40.853	30.052	266.0	1:46:32.935	56	2	1:41.767	29.389	41.381	30.997	264.7	1:48:14.702		

71	Rinaldi Racing	Ligier JS P320 - Nissan					
	1. Stefan AUST	LMP3					
	2. Felipe FERNANDEZ-LASER						
1	1	1:56.041	39.092	44.482	32.467		1:56.041
2	1	1:44.635	31.011	42.365	31.259	257.1	3:40.676
3	1	1:42.799	29.889	42.198	30.712	259.6	5:23.475



LE MANS CUP



Michelin Le Mans Cup Barcelona Round Race

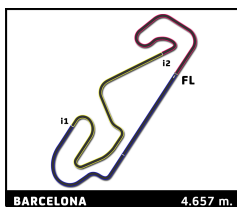
Sector Analysis

Lap under Red Flag Invalidated Lap Personal Best Session Best B Crossing the pit lane

Lap	D	Time	Sector 1	Sector 2	Sector 3	T. Spd	Elapsed	Lap	D	Time	Sector 1	Sector 2	Sector 3	T. Spd	Elapsed
57	2	1:42.602	29.334	41.992	31.276	265.4	1:49:57.304	49	2	2:32.247	46.706	58.461	47.080	191.8	1:36:36.772
58	2	1:40.968	29.173	41.690	30.105	266.0	1:51:38.272	50	2	2:22.354	45.997	54.786	41.571		1:38:59.126
74 Kessel Racing Ferrari 296 GT3 1. Andrew GILBERT 2. Fran RUEDA MATEOS															
1	1	1:57.904	40.499	44.651	32.754		1:57.904	52	2	1:47.886	32.029	43.058	32.799	261.5	1:42:57.928
2	1	1:46.400	31.226	43.148	32.026	256.5	3:44.304	53	2	1:44.172	30.657	42.296	31.219	262.1	1:44:42.100
3	1	1:46.785	31.543	43.203	32.039	255.9	5:31.089	54	2	1:44.416	30.125	42.931	31.360	262.8	1:46:26.516
4	1	1:45.452	30.970	42.891	31.591	256.5	7:16.541	55	2	1:44.932	30.811	42.755	31.366	262.8	1:48:11.448
5	1	1:45.550	30.817	42.854	31.879	258.4	9:02.091	56	2	1:44.167	30.271	42.780	31.116	260.2	1:49:55.615
6	1	1:50.154	32.816	43.720	33.618	257.8	10:52.245	57	2	1:43.993	30.150	42.325	31.518	261.5	1:51:39.608
7	1	1:47.172	31.330	43.551	32.291	255.9	12:39.417	77 Team Thor Ligier JS P320 - Nissan LMP3 1. Audunn GUDMUNDSSON 2. Colin NOBLE							
8	1	1:45.295	30.697	42.862	31.736	257.8	14:24.712	1	1	1:48.846	33.450	44.015	31.381		1:48.846
9	1	1:57.577	31.039	43.863	42.675	257.8	16:22.289	2	1	1:42.482	30.443	41.595	30.444	257.8	3:31.328
10	1	1:58.656	38.049	46.160	34.447	163.1	18:20.945	3	1	1:41.310	29.447	41.438	30.425	259.0	5:12.638
11	1	2:39.671	33.069	1:05.822	1:00.780	236.8	21:00.616	4	1	1:40.805	29.392	41.023	30.390	259.6	6:53.443
12	1	3:15.026	1:04.642	1:09.728	1:00.656		24:15.642	5	1	1:40.804	29.403	41.167	30.234	259.6	8:34.247
13	1	2:32.497	40.725	1:02.201	49.571	210.5	26:48.139	6	1	1:40.842	29.300	41.178	30.364	260.2	10:15.089
14	1	2:40.586	50.214	1:04.841	45.531	177.9	29:28.725	7	1	1:41.462	29.335	41.269	30.858	260.9	11:56.551
15	1	2:14.219	44.059	44.249	45.911	139.9	31:42.944	8	1	1:41.381	29.394	41.212	30.775	260.2	13:37.932
16	1	1:47.524	31.199	43.958	32.367	256.5	33:30.468	9	1	1:41.357	29.285	41.291	30.781	260.9	15:19.289
17	1	1:46.105	30.903	43.003	32.199	257.1	35:16.573	10	1	2:08.475	33.634	54.804	40.037	259.6	17:27.764
18	1	1:46.585	31.367	43.174	32.044	257.8	37:03.158	11	1	3:08.411	57.919	1:12.192	58.300		20:36.175
19	1	1:45.856	30.968	42.848	32.040	258.4	38:49.014	12	1	3:14.946	1:06.705	1:12.251	55.990		23:51.121
20	1	1:46.018	30.999	43.007	32.012	257.8	40:35.032	13	1	2:36.628	46.808	1:00.295	49.525	159.1	26:27.749
21	1	1:47.487	31.888	43.050	32.549	255.3	42:22.519	14	1	2:40.233	49.885	1:05.397	44.951	152.5	29:07.982
22	1	1:45.482	30.707	42.901	31.874	259.0	44:08.001	15	1	2:19.370	38.191	54.943	46.236	205.3	31:27.352
23	1	1:52.319	B 31.163	43.167	37.989	259.0	46:00.320	16	1	1:44.389	30.782	42.461	31.146	255.9	33:11.741
24	2	4:28.247	3:14.451	42.866	30.930	183.7	50:28.567	17	1	1:41.847	29.739	41.566	30.542	259.6	34:53.588
25	2	1:42.257	30.208	41.724	30.325	257.1	52:10.824	18	1	1:42.870	29.781	42.418	30.671	259.6	36:36.458
26	2	1:41.856	30.099	41.574	30.183	259.0	53:52.680	19	1	1:41.653	29.706	41.455	30.492	260.2	38:18.111
27	2	1:42.113	30.050	41.975	30.088	260.2	55:34.793	20	1	1:41.373	29.476	41.368	30.529	260.9	39:59.484
28	2	1:41.236	29.677	41.331	30.228	260.2	57:16.029	21	1	1:41.570	30.134	41.095	30.341	261.5	41:41.054
29	2	1:41.246	29.642	41.389	30.215	260.2	58:57.275	22	1	1:40.697	29.320	41.139	30.238	262.1	43:21.751
30	2	1:41.452	29.829	41.358	30.265	260.2	1:00:38.727	23	1	1:40.282	29.169	41.030	30.083	261.5	45:02.033
31	2	1:41.428	29.759	41.313	30.356	260.2	1:02:20.155	24	1	1:40.574	29.408	40.754	30.412	262.1	46:42.607
32	2	1:41.736	29.816	41.430	30.490	260.2	1:04:01.891	25	1	1:40.878	29.321	41.114	30.443	261.5	48:23.485
33	2	1:41.765	29.797	41.469	30.499	259.6	1:05:43.656	26	1	1:48.153	B 29.261	41.057	37.835	261.5	50:11.638
34	2	1:43.703	29.847	42.809	31.047	260.9	1:07:27.359	27	2	4:26.650	3:14.969	42.035	29.646	186.9	54:38.288
35	2	1:42.846	30.265	41.885	30.696	254.7	1:09:10.205	28	2	1:39.402	29.261	40.984	29.157	261.5	56:17.690
36	2	1:44.231	31.060	41.821	31.350	260.2	1:10:54.436	29	2	1:38.469	29.058	40.282	29.129	260.9	57:56.159
37	2	1:42.484	30.107	41.728	30.649	260.2	1:12:36.920	30	2	1:38.053	28.664	40.073	29.316	262.1	59:34.212
38	2	1:43.181	30.056	42.254	30.871	260.2	1:14:20.101	31	2	1:38.129	28.718	40.118	29.293	262.1	1:01:12.341
39	2	1:42.818	30.130	41.857	30.831	260.2	1:16:02.919	32	2	1:38.644	28.795	40.082	29.767	262.8	1:02:50.985
40	2	1:44.854	30.423	43.357	31.074	259.6	1:17:47.773	33	2	1:39.112	29.093	40.331	29.688	264.1	1:04:30.097
41	2	1:43.388	30.569	41.862	30.957	260.2	1:19:31.161	34	2	1:40.186	29.111	41.094	29.981	264.7	1:06:10.283
42	2	1:42.850	30.020	41.893	30.937	259.6	1:21:14.011	35	2	1:40.205	29.260	41.270	29.675	265.4	1:07:50.488
43	2	1:44.574	30.492	43.134	30.948	260.2	1:22:58.585	36	2	1:38.444	28.923	40.242	29.279	264.7	1:09:28.932
44	2	1:43.673	30.293	42.368	31.012	260.2	1:24:42.258	37	2	1:38.391	28.695	40.229	29.467	262.8	1:11:07.323
45	2	1:44.089	30.249	41.776	32.064	260.2	1:26:26.347	38	2	1:40.194	29.448	40.871	29.875	264.7	1:12:47.517
46	2	1:58.193	40.389	44.681	33.123		1:28:24.540	39	2	1:38.580	28.838	40.272	29.470	262.8	1:14:26.097
47	2	2:35.410	32.208	58.823	1:04.379	238.9	1:30:59.950	40	2	1:38.808	28.764	40.427	29.617	263.4	1:16:04.905
48	2	3:04.575	1:03.022	1:09.397	52.156		1:34:04.525	41	2	1:40.461	28.991	41.392	30.078	265.4	1:17:45.366



LE MANS CUP



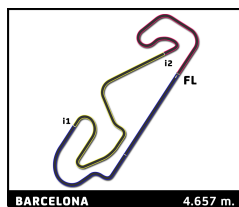
Michelin Le Mans Cup Barcelona Round Race

Sector Analysis

Lap under Red Flag Invalidated Lap Personal Best Session Best B Crossing the pit lane															
Lap	D	Time	Sector 1	Sector 2	Sector 3	T. Spd	Elapsed	Lap	D	Time	Sector 1	Sector 2	Sector 3	T. Spd	Elapsed
28	2	1:40.678	30.364	40.423	29.891	260.2	56:29.162	20	1	1:40.018	29.136	41.003	29.879	265.4	39:45.303
29	2	1:39.016	29.003	40.504	29.509	260.2	58:08.178	21	1	1:39.556	29.150	40.676	29.730	266.0	41:24.859
30	2	1:38.499	28.957	40.160	29.382	260.9	59:46.677	22	1	1:39.212	28.835	40.666	29.711	265.4	43:04.071
31	2	1:38.126	28.816	40.165	29.145	262.8	1:01:24.803	23	1	1:40.464	29.637	40.911	29.916	266.0	44:44.535
32	2	1:38.255	28.703	40.076	29.476	262.8	1:03:03.058	24	1	1:39.608	29.106	40.461	30.041	265.4	46:24.143
33	2	1:38.756	28.779	40.533	29.444	264.1	1:04:41.814	25	1	1:45.861 B	29.133	40.705	36.023	265.4	48:10.004
34	2	1:40.961	29.923	41.526	29.512	264.1	1:06:22.775	26	2	4:30.120	3:19.015	41.413	29.692	186.9	52:40.124
35	2	1:39.244	28.938	40.563	29.743	264.1	1:08:02.019	27	2	1:39.332	29.425	40.245	29.662	264.1	54:19.456
36	2	1:42.238	28.881	42.140	31.217	264.1	1:09:44.257	28	2	1:38.149	28.895	39.980	29.274	267.3	55:57.605
37	2	1:40.769	29.339	40.825	30.605	263.4	1:11:25.026	29	2	1:37.303	28.492	39.733	29.078	266.7	57:34.908
38	2	1:41.039	29.460	40.775	30.804	264.1	1:13:06.065	30	2	1:38.604	28.701	40.577	29.326	268.0	59:13.512
39	2	1:40.205	29.343	40.928	29.934	262.8	1:14:46.270	31	2	1:38.056	28.503	40.174	29.379	266.7	1:00:51.568
40	2	1:39.571	29.098	40.469	30.004	263.4	1:16:25.841	32	2	1:39.291	29.256	40.793	29.242	267.3	1:02:30.859
41	2	1:40.449	29.348	40.855	30.246	264.1	1:18:06.290	33	2	1:38.629	28.624	40.520	29.485	266.0	1:04:09.488
42	2	1:40.015	29.175	40.876	29.964	263.4	1:19:46.305	34	2	1:38.413	28.737	40.298	29.378	266.0	1:05:47.901
43	2	1:40.081	29.500	40.873	29.708	263.4	1:21:26.386	35	2	1:39.615	28.694	40.413	30.508	266.0	1:07:27.516
44	2	1:39.688	28.980	40.782	29.926	264.7	1:23:06.074	36	2	1:39.105	28.997	40.515	29.593	264.1	1:09:06.621
45	2	1:41.312	29.241	41.690	30.381	263.4	1:24:47.386	37	2	1:39.810	28.684	40.532	30.594	266.0	1:10:46.431
46	2	1:41.527	29.417	40.993	31.117	262.8	1:26:28.913	38	2	1:39.005	28.985	40.468	29.552	264.1	1:12:25.436
47	2	1:57.022	39.429	44.434	33.159	120.4	1:28:25.935	39	2	1:38.722	28.704	40.505	29.513	266.0	1:14:04.158
48	2	2:36.093	32.536	58.511	1:05.046	219.1	1:31:02.028	40	2	1:39.036	28.830	40.587	29.619	266.7	1:15:43.194
49	2	3:03.633	1:02.461	1:09.227	51.945		1:34:05.661	41	2	1:39.640	29.325	40.605	29.710	266.0	1:17:22.834
50	2	2:32.768	46.617	59.019	47.132	183.7	1:36:38.429	42	2	1:39.037	28.687	40.725	29.625	266.7	1:19:01.871
51	2	2:21.918	45.273	54.979	41.666	163.1	1:39:00.347	43	2	1:38.858	28.728	40.622	29.508	266.7	1:20:40.729
52	2	2:10.229	37.501	54.494	38.234	207.7	1:41:10.576	44	2	1:39.250	28.796	40.739	29.715	267.3	1:22:19.979
53	2	1:45.591	30.272	43.288	32.031	264.7	1:42:56.167	45	2	1:39.515	28.943	40.814	29.758	267.3	1:23:59.494
54	2	1:43.826	30.693	41.813	31.320	268.7	1:44:39.993	46	2	1:39.833	29.038	40.922	29.873	266.7	1:25:39.327
55	2	1:40.383	29.546	40.861	29.976	260.9	1:46:20.376	47	2	1:52.210	30.075	46.425	35.710	268.7	1:27:31.537
56	2	1:41.078	29.184	41.300	30.594	262.1	1:48:01.454	48	2	3:10.855	53.444	1:15.574	1:01.837	179.4	1:30:42.392
57	2	1:41.513	29.433	41.537	30.543	264.1	1:49:42.967	49	2	3:04.822	1:03.864	1:09.594	51.364		1:33:47.214
58	2	1:40.957	29.351	41.334	30.272	265.4	1:51:23.924	50	2	2:34.695	47.646	59.073	47.976		1:36:21.909
85 R-race GP <small>Duqueine M30 - D08 - Nissan</small>															
1. Fabien MICHAL <small>LMP3</small>															
2. Hadrien DAVID															
1	1	1:43.661	31.684	41.837	30.140		1:43.661	51	2	2:23.474	46.725	54.755	41.994	123.9	1:38:45.383
2	1	1:41.230	29.700	41.533	29.997	265.4	3:24.891	52	2	2:17.241	39.006	55.200	43.035	206.5	1:41:02.624
3	1	1:40.213	29.255	40.873	30.085	265.4	5:05.104	53	2	1:40.451	30.158	40.688	29.605	255.3	1:42:43.075
4	1	1:40.025	29.243	40.843	29.939	264.7	6:45.129	54	2	1:38.990	28.934	40.509	29.547	266.7	1:44:22.065
5	1	1:39.521	29.186	40.785	29.550	264.7	8:24.650	55	2	1:39.118	28.856	40.696	29.566	266.7	1:46:01.183
6	1	1:39.823	29.041	40.889	29.893	266.7	10:04.473	56	2	1:39.009	28.757	40.508	29.744	266.7	1:47:40.192
7	1	1:40.371	29.298	40.949	30.124	264.7	11:44.844	57	2	1:39.466	28.881	40.844	29.741	266.0	1:49:19.658
8	1	1:39.658	29.231	40.590	29.837	264.7	13:24.502	58	2	1:39.439	28.786	40.724	29.929	266.0	1:50:59.097
9	1	1:39.960	29.094	40.981	29.885	266.0	15:04.462	87 COOL Racing <small>Ligier JS P320 - Nissan</small>							
10	1	2:18.045	31.823	1:05.332	40.890	266.0	17:22.507	1. James SWEETNAM <small>LMP3</small>							
11	1	3:07.070	56.007	1:13.122	57.941	120.8	20:29.577	2. Adrien CLOSMENIL							
12	1	3:13.488	1:07.146	1:12.464	53.878		23:43.065	1	1	1:45.875	32.857	42.474	30.544		1:45.875
13	1	2:38.517	48.853	1:00.497	49.167	128.6	26:21.582	2	1	1:41.325	29.717	41.555	30.053	261.5	3:27.200
14	1	2:40.027	49.973	1:04.000	46.054	131.7	29:01.609	3	1	1:40.820	29.486	41.344	29.990	262.8	5:08.020
15	1	2:21.814	39.194	54.718	47.902	186.5	31:23.423	4	1	1:40.581	29.311	41.017	30.253	263.4	6:48.601
16	1	1:41.189	30.513	40.936	29.740	255.9	33:04.612	5	1	1:40.731	29.509	41.145	30.077	263.4	8:29.332
17	1	1:40.715	29.199	41.272	30.244	264.7	34:45.327	6	1	1:41.628	30.547	41.248	29.833	262.8	10:10.960
18	1	1:40.074	29.533	40.650	29.891	263.4	36:25.401	7	1	1:40.384	29.418	41.164	29.802	264.1	11:51.344
19	1	1:39.884	29.117	41.037	29.730	265.4	38:05.285	8	1	1:40.023	29.253	41.000	29.770	264.1	13:31.367
								9	1	1:42.091	29.601	41.157	31.333	264.1	15:13.458
								10	1	2:10.866	31.433	59.182	40.251	264.7	17:24.324
								11	1	3:07.344	56.783	1:13.192	57.369		20:31.668



LE MANS CUP



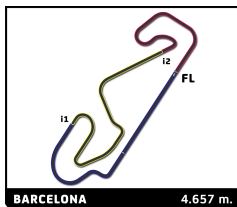
Michelin Le Mans Cup Barcelona Round Race

Sector Analysis

													Lap under Red Flag		Invalidated Lap		Personal Best		Session Best		B Crossing the pit lane	
Lap	D	Time	Sector 1	Sector 2	Sector 3	T. Spd	Elapsed	Lap	D	Time	Sector 1	Sector 2	Sector 3	T. Spd	Elapsed							
12	1	3:14.286	1:07.306	1:12.931	54.049		23:45.954	4	1	1:45.450	30.856	42.786	31.808	261.5	7:13.953							
13	1	2:38.221	47.966	1:00.769	49.486	169.8	26:24.175	5	1	1:46.327	30.827	43.651	31.849	262.1	9:00.280							
14	1	2:40.204	50.347	1:04.080	45.777	147.3	29:04.379	6	1	1:45.840	30.989	42.996	31.855	262.1	10:46.120							
15	1	2:21.438	38.757	54.453	48.228	212.6	31:25.817	7	1	1:45.892	31.398	42.765	31.729	262.1	12:32.012							
16	1	1:43.141	30.837	41.838	30.466	259.6	33:08.958	8	1	1:45.101	30.543	42.811	31.747	261.5	14:17.113							
17	1	1:41.655	29.835	41.443	30.377	262.8	34:50.613	9	1	2:02.764	30.663	43.885	48.216	262.8	16:19.877							
18	1	1:43.820	30.907	42.481	30.432	262.1	36:34.433	10	1	1:57.534	36.978	46.621	33.935	177.9	18:17.411							
19	1	1:41.009	29.667	41.256	30.086	262.8	38:15.442	11	1	2:39.278	33.682	1:04.391	1:01.205	258.4	20:56.689							
20	1	1:40.469	29.410	41.122	29.937	264.1	39:55.911	12	1	3:15.729	1:05.092	1:09.650	1:00.987		24:12.418							
21	1	1:41.088	29.292	41.021	30.775	264.7	41:36.999	13	1	2:32.687	40.229	1:02.716	49.742	230.3	26:45.105							
22	1	1:40.550	29.571	40.942	30.037	266.0	43:17.549	14	1	2:39.752	50.477	1:04.594	44.681	158.6	29:24.857							
23	1	1:40.500	29.347	41.090	30.063	264.7	44:58.049	15	1	2:15.136	43.895	45.536	45.705	162.4	31:39.993							
24	1	1:40.569	29.557	40.867	30.145	263.4	46:38.618	16	1	1:47.595	31.163	43.821	32.611	261.5	33:27.588							
25	1	1:40.230	29.450	40.746	30.034	264.7	48:18.848	17	1	1:47.089	32.114	42.803	32.172	260.9	35:14.677							
26	1	1:47.514 B	29.665	41.166	36.683	264.7	50:06.362	18	1	1:46.614	30.876	43.632	32.106	260.9	37:01.291							
27	2	4:25.324	3:13.942	41.573	29.809	185.6	54:31.686	19	1	1:45.227	30.489	42.756	31.982	261.5	38:46.518							
28	2	1:39.435	28.888	41.222	29.325	263.4	56:11.121	20	1	1:45.268	30.638	42.899	31.731	260.9	40:31.786							
29	2	1:37.550	28.465	40.113	28.972	264.7	57:48.671	21	1	1:44.909	30.700	42.414	31.795	261.5	42:16.695							
30	2	1:39.038	28.405	40.488	30.145	266.0	59:27.709	22	1	1:44.809	30.493	42.548	31.768	260.9	44:01.504							
31	2	1:37.371	28.416	40.102	28.853	264.7	1:01:05.080	23	1	1:45.421	30.939	42.537	31.945	261.5	45:46.925							
32	2	1:37.824	28.436	40.152	29.236	266.0	1:02:42.904	24	1	1:46.070	30.802	43.292	31.976	260.9	47:32.995							
33	2	1:40.065	29.706	41.021	29.338	266.0	1:04:22.969	25	1	1:51.815 B	30.781	43.808	37.226	260.9	49:24.810							
34	2	1:38.595	28.730	40.535	29.330	266.0	1:06:01.564	26	2	4:38.893	3:25.010	42.976	30.907	184.9	54:03.703							
35	2	1:39.921	28.704	40.894	30.323	265.4	1:07:41.485	27	2	1:41.951	30.289	41.485	30.177	259.0	55:45.654							
36	2	1:38.700	28.779	40.358	29.563	264.7	1:09:20.185	28	2	1:41.162	29.815	41.346	30.001	260.2	57:26.816							
37	2	1:38.705	28.801	40.398	29.506	264.7	1:10:58.890	29	2	1:40.743	29.674	41.076	29.993	260.2	59:07.559							
38	2	1:38.915	28.791	40.453	29.671	265.4	1:12:37.805	30	2	1:43.097	29.987	42.130	30.980	261.5	1:00:50.656							
39	2	1:39.382	29.190	40.507	29.685	266.0	1:14:17.187	31	2	1:44.268	30.170	42.367	31.731	260.2	1:02:34.924							
40	2	1:39.851	28.861	40.877	30.113	266.0	1:15:57.038	32	2	1:43.246	30.480	42.458	30.308	262.8	1:04:18.170							
41	2	1:39.773	29.263	40.714	29.796	266.0	1:17:36.811	33	2	1:41.659	30.115	41.384	30.160	260.2	1:05:59.829							
42	2	1:39.251	28.743	40.783	29.725	266.0	1:19:16.062	34	2	1:41.552	29.761	41.360	30.431	260.2	1:07:41.381							
43	2	1:40.139	29.013	40.833	30.293	266.0	1:20:56.201	35	2	1:41.553	29.971	41.376	30.206	260.2	1:09:22.934							
44	2	1:39.977	29.681	40.618	29.678	264.1	1:22:36.178	36	2	1:41.701	29.836	41.285	30.580	260.9	1:11:04.635							
45	2	1:39.183	28.924	40.589	29.670	266.0	1:24:15.361	37	2	1:44.146	31.176	41.650	31.320	259.6	1:12:48.781							
46	2	1:39.769	29.047	40.589	30.133	266.0	1:25:55.130	38	2	1:42.229	30.330	41.315	30.584	260.2	1:14:31.010							
47	2	1:55.959	33.764	48.643	33.552	264.7	1:27:51.089	39	2	1:42.020	30.052	41.527	30.441	260.2	1:16:13.030							
48	2	2:52.734	35.962	1:14.957	1:01.815	234.3	1:30:43.823	40	2	1:43.738	30.556	42.489	30.693	260.9	1:17:56.768							
49	2	3:04.756	1:04.199	1:09.393	51.164		1:33:48.579	41	2	1:41.709	29.873	41.352	30.484	260.9	1:19:38.477							
50	2	2:34.453	47.437	58.981	48.035	127.1	1:36:23.032	42	2	1:43.129	30.084	41.759	31.286	260.2	1:21:21.606							
51	2	2:23.710	47.073	54.852	41.785	132.7	1:38:46.742	43	2	1:42.688	30.001	41.834	30.853	261.5	1:23:04.294							
52	2	2:16.567	39.176	55.202	42.189	190.8	1:41:03.309	44	2	1:44.510	30.274	42.452	31.784	260.9	1:24:48.804							
53	2	1:41.885	30.482	41.309	30.094	262.1	1:42:45.194	45	2	1:43.424	30.400	41.838	31.186	260.9	1:26:32.228							
54	2	1:40.162	29.347	40.925	29.890	265.4	1:44:25.356	46	2	1:54.398	37.843	43.964	32.591	132.2	1:28:26.626							
55	2	1:39.868	29.081	40.907	29.880	265.4	1:46:05.224	47	2	2:36.079	32.716	58.254	1:05.109	230.8	1:31:02.705							
56	2	1:39.255	29.029	40.602	29.624	265.4	1:47:44.479	48	2	3:03.605	1:02.392	1:09.280	51.933		1:34:06.310							
57	2	1:39.260	29.090	40.499	29.671	266.0	1:49:23.739	49	2	2:33.211	46.525	59.613	47.073	186.5	1:36:39.521							
58	2	1:39.274	28.937	40.625	29.712	266.7	1:51:03.013	50	2	2:21.681	44.831	54.800	42.050	186.9	1:39:01.202							
88		AF Corse		Ferrari 296 GT3		GT3																
		1.Custodio TOLEDO																				
		2.Riccardo AGOSTINI																				
1	1	1:57.162	39.501	45.167	32.494		1:57.162	51	2	2:10.135	38.554	53.232	38.349	201.5	1:41:11.337							
2	1	1:46.281	30.948	43.507	31.826	260.9	3:43.443	52	2	1:46.791	31.201	42.811	32.779	265.4	1:42:58.128							
3	1	1:45.060	30.836	42.440	31.784	260.9	5:28.503	53	2	1:47.182	32.050	42.913	32.219	264.1	1:44:45.310							
54	2	1:44.929	30.398	43.040	31.491	264.1	1:46:30.239	54	2	1:43.471	30.275	42.121	31.075	264.1	1:48:13.710							
56	2	1:44.122	30.288	42.311	31.523	264.7	1:49:57.832	56	2	1:44.122	30.288	42.311	31.523	264.7	1:49:57.832							



LE MANS CUP

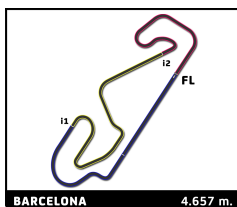


Michelin Le Mans Cup Barcelona Round Race

Sector Analysis

Lap under Red Flag							Invalidated Lap		Personal Best	Session Best	B Crossing the pit lane				
Lap	D	Time	Sector 1	Sector 2	Sector 3	T. Spd	Elapsed	Lap	D	Time	Sector 1	Sector 2	Sector 3	T. Spd	Elapsed
57	2	1:43.339	30.323	42.036	30.980	266.0	1:51:41.171	50	2	2:34.760	47.719	58.716	48.325	136.2	1:36:24.634
97 COOL Racing 1. Adrien CHILA 2. David DROUX Ligier JS P320 - Nissan LMP3							51	2	2:23.301	47.620	54.060	41.621	120.0	1:38:47.935	
1	1	1:52.574	37.323	43.812	31.439		1:52.574	52	2	2:16.306	39.489	55.265	41.552	180.0	1:41:04.241
2	1	1:42.817	30.017	41.976	30.824	264.7	3:35.391	53	2	1:42.843	30.859	41.677	30.307	262.8	1:42:47.084
3	1	1:41.618	29.671	41.682	30.265	264.7	5:17.009	54	2	1:40.187	29.189	40.794	30.204	267.3	1:44:27.271
4	1	1:40.680	29.276	41.265	30.139	264.7	6:57.689	55	2	1:40.193	29.226	40.958	30.009	266.7	1:46:07.464
5	1	1:40.754	29.429	41.225	30.100	264.1	8:38.443	56	2	1:40.081	29.139	40.881	30.061	267.3	1:47:47.545
6	1	1:41.041	29.400	41.290	30.351	265.4	10:19.484	57	2	1:39.967	29.067	40.909	29.991	267.3	1:49:27.512
7	1	1:41.535	29.387	41.192	30.956	264.7	12:01.019	58	2	1:40.519	29.164	40.954	30.401	267.3	1:51:08.031
8	1	1:41.509	29.633	41.451	30.425	266.0	13:42.528	99 More Motorsport 1. Mark VAN DER SNEL 2. Max VAN DER SNEL Ligier JS P320 - Nissan LMP3							
9	1	1:40.684	29.302	41.173	30.209	268.0	15:23.212	1	1	1:55.592	38.458	43.539	33.595		1:55.592
10	1	2:07.384	32.463	54.835	40.086	216.0	17:30.596	2	1	1:43.464	30.423	42.061	30.980	262.1	3:39.056
11	1	3:09.590	58.456	1:12.330	58.804		20:40.186	3	1	1:42.623	30.211	41.781	30.631	259.6	5:21.679
12	1	3:15.774	1:06.317	1:11.684	57.773		23:55.960	4	1	1:42.349	30.458	41.567	30.324	255.9	7:04.028
13	1	2:35.644	44.784	59.928	50.932	128.9	26:31.604	5	1	1:41.922	29.658	41.702	30.562	260.2	8:45.950
14	1	2:39.715	50.616	1:05.069	44.030		29:11.319	6	1	1:42.111	29.688	41.635	30.788	259.6	10:28.061
15	1	2:18.702	37.622	54.636	46.444	200.0	31:30.021	7	1	1:41.776	29.652	41.701	30.423	260.2	12:09.837
16	1	1:43.164	30.098	42.434	30.632	262.1	33:13.185	8	1	1:44.575	30.636	42.524	31.415	259.6	13:54.412
17	1	1:42.349	29.801	41.820	30.728	262.1	34:55.534	9	1	7:16.553	5:46.398	55.931	34.224	259.0	21:10.965
18	1	1:42.438	29.884	42.089	30.465	258.4	36:37.972	10	1	3:11.770	1:01.819	1:08.841	1:01.110	126.8	24:22.735
19	1	1:42.028	30.386	41.442	30.200	264.1	38:20.000	11	1	2:30.858	38.372	1:02.287	50.199	183.1	26:53.593
20	1	1:41.248	29.654	41.425	30.169	264.7	40:01.248	12	1	2:41.728	51.629	1:03.372	46.727	191.5	29:35.321
21	1	1:40.698	29.289	41.222	30.187	265.4	41:41.946	13	1	2:11.660	42.763	44.469	44.428	188.2	31:46.981
22	1	1:40.896	29.386	41.225	30.285	265.4	43:22.842	14	1	1:49.233	31.950	44.736	32.547	259.6	33:36.214
23	1	1:41.331	29.865	41.460	30.006	266.0	45:04.173	15	1	1:48.510	30.912	44.564	33.034	258.4	35:24.724
24	1	1:40.254	29.174	41.154	29.926	264.7	46:44.427	16	1	1:45.967	30.947	43.437	31.583	260.2	37:10.691
25	1	1:46.931	B 29.094	40.952	36.885	266.0	48:31.358	17	1	1:43.382	30.553	41.936	30.893	260.2	38:54.073
26	2	4:23.450	3:12.831	41.215	29.404	183.7	52:54.808	18	1	1:43.212	30.600	41.940	30.672	260.2	40:37.285
27	2	1:38.747	29.556	40.277	28.914	262.1	54:33.555	19	1	1:43.519	30.327	42.406	30.786	264.7	42:20.804
28	2	1:38.084	28.542	40.223	29.319	264.7	56:11.639	20	1	1:43.854	30.174	41.839	31.841	260.2	44:04.658
29	2	1:37.828	28.562	40.196	29.070	264.1	57:49.467	21	1	1:42.847	30.359	41.825	30.663	257.8	45:47.505
30	2	1:39.430	28.525	40.164	30.744	265.4	59:28.897	22	1	1:42.917	30.285	42.045	30.587	261.5	47:30.422
31	2	1:38.891	29.057	40.575	29.259	267.3	1:01:07.788	23	1	1:41.934	30.121	41.396	30.417	259.0	49:12.356
32	2	1:39.640	28.964	41.201	29.475	267.3	1:02:47.428	24	1	1:42.569	30.109	41.911	30.549	259.6	50:54.925
33	2	1:38.837	28.880	40.482	29.475	266.0	1:04:26.265	25	1	1:41.819	29.949	41.458	30.412	260.2	52:36.744
34	2	1:40.096	30.044	40.629	29.423	266.7	1:06:06.361	26	1	1:42.423	30.233	41.468	30.722	260.9	54:19.167
35	2	1:39.215	28.859	40.977	29.379	266.7	1:07:45.576	27	1	1:42.561	30.222	41.814	30.525	261.5	56:01.728
36	2	1:39.289	28.988	40.761	29.540	266.7	1:09:24.865	28	1	1:43.366	29.821	42.759	30.786	259.6	57:45.094
37	2	1:40.196	29.016	40.796	30.384	266.0	1:11:05.061	29	1	1:49.193	B 30.032	41.587	37.574	260.9	59:34.287
38	2	1:39.993	29.604	40.604	29.785	268.0	1:12:45.054	30	2	4:30.109	3:17.475	42.203	30.431	182.7	1:04:04.396
39	2	1:39.120	29.032	40.625	29.463	265.4	1:14:24.174	31	2	1:40.228	29.320	40.983	29.925	260.9	1:05:44.624
40	2	1:39.366	28.800	40.602	29.964	266.7	1:16:03.540	32	2	1:39.709	28.992	41.040	29.677	264.1	1:07:24.333
41	2	1:40.169	29.672	40.832	29.665	267.3	1:17:43.709	33	2	1:39.140	28.774	40.778	29.588	260.2	1:09:03.473
42	2	1:39.755	28.944	40.823	29.988	267.3	1:19:23.464	34	2	1:39.826	29.252	41.073	29.501	263.4	1:10:43.299
43	2	1:40.883	30.434	40.821	29.628	268.0	1:21:04.347	35	2	1:38.859	28.849	40.516	29.494	261.5	1:12:22.158
44	2	1:39.649	29.206	40.785	29.658	267.3	1:22:43.996	36	2	1:39.302	28.786	40.749	29.767	262.1	1:14:01.460
45	2	1:40.345	29.094	41.060	30.191	268.0	1:24:24.341	37	2	1:39.092	28.887	40.570	29.635	262.1	1:15:40.552
46	2	1:40.052	29.128	41.020	29.904	267.3	1:26:04.393	38	2	1:39.618	29.020	40.781	29.817	262.1	1:17:20.170
47	2	1:48.586	30.768	44.969	32.849	266.7	1:27:52.979	39	2	1:39.243	28.785	40.487	29.971	262.8	1:18:59.413
48	2	2:52.395	35.576	1:14.782	1:02.037	229.8	1:30:45.374	40	2	1:39.459	28.979	40.636	29.844	262.8	1:20:38.872
49	2	3:04.500	1:04.412	1:09.343	50.745		1:33:49.874	41	2	1:39.507	28.993	40.645	29.869	260.9	1:22:18.379

LE MANS CUP



Michelin Le Mans Cup Barcelona Round Race

BARCELONA 4.657 m.

Sector Analysis

Lap under Red Flag Invalidated Lap ■ Personal Best ■ Session Best **B** Crossing the pit lane

Lap	D	Time	Sector 1	Sector 2	Sector 3	T. Spd	Elapsed	Lap	D	Time	Sector 1	Sector 2	Sector 3	T. Spd	Elapsed
42	2	1:39.820	28.954	40.816	30.050	262.8	1:23:58.199								
43	2	1:40.710	29.172	41.021	30.517	264.1	1:25:38.909								
44	2	1:52.223	30.257	45.870	36.096	261.5	1:27:31.132								
45	2	3:10.702	53.180	1:15.712	1:01.810	171.2	1:30:41.834								
46	2	3:04.667	1:03.784	1:09.564	51.319		1:33:46.501								
47	2	2:34.711	47.927	58.844	47.940	120.7	1:36:21.212								
48	2	2:23.737	46.899	54.734	42.104	137.1	1:38:44.949								
49	2	2:17.630	39.000	54.966	43.664	211.4	1:41:02.579								
50	2	1:45.669	31.999	42.487	31.183	243.2	1:42:48.248								
51	2	1:40.713	29.501	41.066	30.146	262.8	1:44:28.961								
52	2	1:40.281	29.223	41.199	29.859	264.7	1:46:09.242								
53	2	1:39.820	28.974	40.924	29.922	264.1	1:47:49.062								
54	2	1:39.961	28.872	41.043	30.046	263.4	1:49:29.023								
55	2	1:41.600	29.117	41.125	31.358	262.8	1:51:10.623								