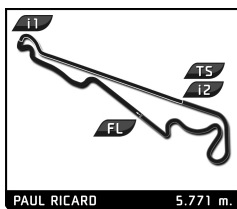




LE MANS CUP



MLMC Collective Test Day Le Castellet Round Morning Test

Sector Analysis

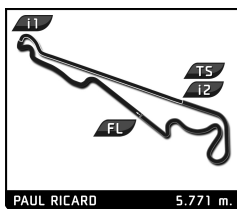
PAUL RICARD 5.771 m.

Lap under Red Flag Invalidated Lap Personal Best Session Best Crossing the pit lane

Lap	D	Time	Sector 1	Sector 2	Sector 3	T. Spd	Elapsed	Lap	D	Time	Sector 1	Sector 2	Sector 3	T. Spd	Elapsed	
2	CD Sport 1. Shahan SARKISSIAN 2. Willyam GOSSELIN							Ligier JS P320 - Nissan LMP3	30	1	2:09.914	39.262	33.347	57.305	271.4	1:30:03.857
	1	2	4:24.978 B	1:03.260	34.197	2:47.521	259.6	4:24.978	31	1	2:19.408 B	39.518	32.930	1:06.960	270.7	1:32:23.265
	2	2	2:30.419	56.626	33.245	1:00.548	261.5	6:55.397	32	1	5:23.308	3:46.531	35.167	1:01.610	213.4	1:37:46.573
	3	2	2:12.760	39.985	32.575	1:00.200	266.7	9:08.157	33	1	2:30.080	40.596	39.573	1:09.911	249.4	1:40:16.653
	4	2	2:11.908	39.469	32.688	59.751	268.7	11:20.065	34	1	2:19.920 B	40.272	33.423	1:06.225	268.0	1:42:36.573
	5	2	2:10.296	39.333	32.511	58.452	268.7	13:30.361								
	6	2	2:13.277	41.777	32.312	59.188	269.3	15:43.638								
	7	2	2:10.383	39.303	32.419	58.661	272.0	17:54.021								
	8	2	6:14.460 B	39.160	32.494	5:02.806	270.7	24:08.481								
	9	2	2:31.111	59.489	33.087	58.535	268.7	26:39.592								
	10	2	1:11:37.476 B	49.469	47.786	...	150.4	1:38:17.068								
	11	1	2:45.920	1:09.716	34.512	1:01.692	260.9	1:41:02.988								
	12	1	2:15.004	40.701	33.429	1:00.874	264.7	1:43:17.992								
	13	1	2:13.386	40.888	32.911	59.587	268.7	1:45:31.378								
	14	1	2:13.048	39.715	32.959	1:00.374	269.3	1:47:44.426								
	15	1	2:10.813	39.495	32.757	58.561	266.7	1:49:55.239								
	16	1	2:14.199	41.104	33.000	1:00.095	267.3	1:52:09.438								
	17	1	2:10.519	39.713	32.575	58.231	270.7	1:54:19.957								
	18	1	2:09.528	39.118	32.291	58.119	270.0	1:56:29.485								
6	ANS Motorsport 1. Clément MORENO 2. Nicolas SCHATZ							Ligier JS P320 - Nissan LMP3	30	1	2:09.914	39.262	33.347	57.305	271.4	1:30:03.857
	1	2	2:31.483 B	46.096	36.189	1:09.198	236.8	2:31.483	31	1	2:19.408 B	39.518	32.930	1:06.960	270.7	1:32:23.265
	2	2	4:16.168	2:40.386	34.606	1:01.176	249.4	6:47.651	32	1	5:23.308	3:46.531	35.167	1:01.610	213.4	1:37:46.573
	3	2	2:12.302	39.498	33.605	59.199	262.1	8:59.953	33	1	2:30.080	40.596	39.573	1:09.911	249.4	1:40:16.653
	4	2	2:09.790	39.115	33.031	57.644	267.3	11:09.743	34	1	2:19.920 B	40.272	33.423	1:06.225	268.0	1:42:36.573
	5	2	2:08.537	38.614	32.855	57.068	267.3	13:18.280								
	6	2	2:16.069 B	38.772	33.573	1:03.724	267.3	15:34.349								
	7	2	4:50.746	3:18.125	32.663	59.958	266.7	20:25.095								
	8	2	2:07.001	38.030	32.233	56.738	269.3	22:32.096								
	9	2	2:09.242	38.183	32.324	58.735	271.4	24:41.338								
	10	2	2:15.189	38.588	37.984	58.617	249.4	26:56.527								
	11	2	2:08.319	38.231	32.893	57.195	268.7	29:04.846								
	12	2	2:13.327 B	38.169	32.486	1:02.672	268.7	31:18.173								
	13	2	7:28.435	5:59.788	32.488	56.159	268.0	38:46.608								
	14	2	2:06.096	38.273	32.032	55.791	270.7	40:52.704								
	15	2	2:08.050	37.719	31.893	58.438	274.8	43:00.754								
	16	2	2:11.569	39.080	34.416	58.073	253.5	45:12.323								
	17	2	2:05.283	37.882	31.630	55.771	273.4	47:17.606								
	18	2	3:47.149 B	39.201	1:22.122	1:45.826	79.9	51:04.755								
19	1	12:26.772	...	34.335	59.904	268.0	1:03:31.527									
20	1	2:13.550	40.710	33.794	59.046	269.3	1:05:45.077									
21	1	2:15.960	41.138	34.427	1:00.395	269.3	1:08:01.037									
22	1	2:09.711	40.240	32.756	56.715	270.0	1:10:10.748									
23	1	2:09.683	39.635	33.269	56.779	270.7	1:12:20.431									
24	1	2:07.472	38.412	32.807	56.253	270.7	1:14:27.903									
25	1	2:17.680 B	40.060	32.444	1:05.176	273.4	1:16:45.583									
26	1	4:46.994	3:18.224	32.996	55.774	268.7	1:21:32.577									
27	1	2:07.021	38.670	33.021	55.330	269.3	1:23:39.598									
28	1	2:06.400	37.756	32.993	55.651	271.4	1:25:45.998									
29	1	2:07.945	39.021	33.200	55.724	271.4	1:27:53.943									
7	Nielsen Racing 1. Anthony WELLS 2. Wayne BOYD							Ligier JS P320 - Nissan LMP3	30	1	2:09.914	39.262	33.347	57.305	271.4	1:30:03.857
	1	1	3:22.083	1:44.549	34.552	1:02.982	264.1	3:22.083	31	1	2:19.408 B	39.518	32.930	1:06.960	270.7	1:32:23.265
	2	1	2:24.801 B	42.581	33.811	1:08.409	268.7	5:46.884	32	1	5:23.308	3:46.531	35.167	1:01.610	213.4	1:37:46.573
	3	1	6:28.939	4:54.904	33.459	1:00.576	268.7	12:15.823	33	1	2:30.080	40.596	39.573	1:09.911	249.4	1:40:16.653
	4	1	2:15.120	40.141	33.070	1:01.909	270.7	14:30.943	34	1	2:19.920 B	40.272	33.423	1:06.225	268.0	1:42:36.573
	5	1	2:12.310	39.687	32.746	59.877	270.0	16:43.253								
	6	1	2:11.861	39.740	32.788	59.333	270.7	18:55.114								
	7	1	2:12.780	40.607	32.655	59.518	272.0	21:07.894								
	8	1	2:10.814	39.014	32.444	59.356	273.4	23:18.708								
	9	1	2:10.608	38.943	32.555	59.110	272.0	25:29.316								
	10	1	2:10.548	38.988	32.409	59.151	274.1	27:39.864								
	11	1	2:20.531 B	41.438	33.825	1:05.268	272.0	30:00.395								
	12	1	4:50.249	3:11.880	33.546	1:04.823	267.3	34:50.644								
	13	1	2:09.365	39.342	32.175	57.848	270.7	37:00.009								
	14	1	2:07.904	38.369	31.999	57.536	271.4	39:07.913								
	15	1	2:09.208	38.258	32.027	58.923	272.7	41:17.121								
	16	1	2:07.332	38.188	31.729	57.415	272.7	43:24.453								
	17	1	2:17.688 B	38.516	32.118	1:07.054	273.4	45:42.141								
	18	2	15:55.699	...	31.876	55.779	268.7	1:01:37.840								
19	2	2:05.081	38.105	31.732	55.244	272.7	1:03:42.921									
20	2	2:05.226	38.139	31.533	55.554	275.5	1:05:48.147									
21	2	2:09.885	38.394	32.114	59.377	273.4	1:07:58.032									
22	2	2:05.414	38.110	31.817	55.487	274.1	1:10:03.446									
23	2	2:15.281 B	38.124	32.035	1:05.122	274.1	1:12:18.727									
24	2	6:40.184	5:13.570	31.640	54.974	274.1	1:18:58.911									
25	2	2:03.897	37.692	31.609	54.596	274.1	1:21:02.808									
26	2	2:11.178 B	38.534	31.821	1:00.823	278.4	1:23:13.986									
27	2	4:42.829	3:13.084	31.919	57.826	274.1	1:27:56.815									
28	2	2:14.577 B	38.146	31.953	1:04.478	271.4	1:30:11.392									
29	1	6:52.737	5:15.961	33.288	1:03.488	271.4	1:37:04.129									
30	1	2:25.928 B	39.968	33.108	1:12.852	271.4	1:39:30.057									
9	Graff 1. Georgios KOLOVOS 2. Axel GNOS							Ligier JS P320 - Nissan LMP3	1	1	2:46.586	1:06.136	38.370	1:02.080	246.0	2:46.586
	2	1	2:14.883	42.194	32.608	1:00.081	268.0	5:01.469								
	3	1	2:21.005 B	39.745	32.458	1:08.802	270.0	7:22.474								
	4	1	3:51.954	2:21.028	32.458	58.468	272.0	11:14.428								
	5	1	2:10.442	39.160	32.151	59.131	272.7	13:24.870								
	6	1	2:10.205	39.286	32.547	58.372	272.7	15:35.075								
	7	1	2:09.546	38.882	31.828	58.836	275.5	17:44.621								
	8	1	2:11.671	39.248	32.033	1:00.390	274.1	19:56.292								
	9	1	2:09.301	38.943	32.409	57.949	274.8	22:05.593								
	10	1	2:17.547 B	38.885	32.044	1:06.618	277.6	24:23.140								
	11	2	8:06.892	6:28.838	35.691	1:02.363	243.8	32:30.032								
	12	2	2:11.578	39.707	33.077	58.794	267.3	34:41.610								



LE MANS CUP



MLMC Collective Test Day
Le Castellet Round
Morning Test

Sector Analysis

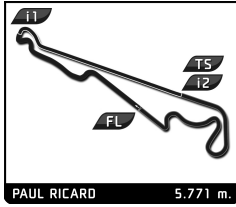
PAUL RICARD 5.771 m.

Lap under Red Flag Invalidated Lap Personal Best Session Best B Crossing the pit lane

Lap	D	Time	Sector 1	Sector 2	Sector 3	T. Spd	Elapsed	Lap	D	Time	Sector 1	Sector 2	Sector 3	T. Spd	Elapsed
13	2	2:09.296	38.832	32.346	58.118	272.7	36:50.906	25	2	2:06.094	38.788	32.206	55.100	273.4	1:27:43.012
14	2	2:09.678	38.635	32.401	58.642	276.9	39:00.584	26	2	2:08.039	38.652	32.663	56.724	272.7	1:29:51.051
15	2	2:08.399	38.702	32.369	57.328	273.4	41:08.983	27	2	2:09.490	38.990	32.464	58.036	274.1	1:32:00.541
16	2	2:09.215	38.839	32.623	57.753	274.1	43:18.198	28	2	2:11.442	39.624	32.940	58.878	272.7	1:34:11.983
17	2	2:21.904 B	38.131	32.503	1:11.270	274.1	45:40.102	29	2	2:11.608	39.432	32.670	59.506	269.3	1:36:23.591
18	1	16:36.981	...	31.953	57.675	270.7	1:02:17.083	30	2	4:40.991 B	39.280	32.876	3:28.835	270.7	1:41:04.582
19	1	2:05.548	38.033	31.560	55.955	272.7	1:04:22.631	31	1	2:41.636	1:04.402	34.353	1:02.881	264.7	1:43:46.218
20	1	2:06.988	38.133	31.589	57.266	275.5	1:06:29.619	32	1	2:15.489	40.852	33.130	1:01.507	270.7	1:46:01.707
21	1	2:06.569	37.697	31.436	57.436	277.6	1:08:36.188	33	1	2:14.765	41.662	33.169	59.934	270.7	1:48:16.472
22	1	2:06.941	38.450	32.171	56.320	273.4	1:10:43.129	34	1	2:13.222	40.081	33.190	59.951	269.3	1:50:29.694
23	1	2:07.957	39.758	31.790	56.409	276.9	1:12:51.086	35	1	2:14.191	40.484	33.310	1:00.397	270.7	1:52:43.885
24	1	2:06.934	37.868	31.728	57.338	277.6	1:14:58.020	36	1	2:13.636	40.401	33.077	1:00.158	272.7	1:54:57.521
25	1	2:14.457 B	37.766	31.773	1:04.918	275.5	1:17:12.477	37	1	2:13.115	40.533	32.753	59.829	272.0	1:57:10.636
26	2	4:35.985	2:55.696	36.433	1:03.856	230.3	1:21:48.462	<div style="border: 1px solid black; padding: 5px;"> 11 CD Sport Ligier JS P320 - Nissan 1.Christian SHORT 2.Franck CHAPPARD LMP3 </div>							
27	2	2:05.090	37.673	32.380	55.037	272.0	1:23:53.552								
28	2	2:05.179	37.767	32.211	55.201	274.1	1:25:58.731	1	2	4:48.170 B	1:08.195	40.917	2:59.058	213.0	4:48.170
29	2	2:07.700	39.609	32.514	55.577	273.4	1:28:06.431	2	2	2:32.677	58.854	33.848	59.975	260.9	7:20.847
30	2	2:07.875	38.003	32.104	57.768	271.4	1:30:14.306	3	2	2:12.046	39.576	32.817	59.653	264.7	9:32.893
31	2	2:08.183	38.173	32.176	57.834	274.8	1:32:22.489	4	2	2:11.691	40.781	32.616	58.294	266.7	11:44.584
32	2	2:11.215	38.850	32.410	59.955	272.0	1:34:33.704	5	2	2:09.312	39.015	32.617	57.680	268.7	13:53.896
33	2	2:24.633 B	40.612	33.849	1:10.172	268.7	1:36:58.337	6	2	2:08.940	38.648	32.143	58.149	268.7	16:02.836
34	1	4:36.817	3:04.515	32.933	59.369	271.4	1:41:35.154	7	2	2:09.577	38.845	32.168	58.564	270.0	18:12.413
35	1	2:12.297	39.958	32.886	59.453	271.4	1:43:47.451	8	2	2:09.299	38.879	32.466	57.954	268.0	20:21.712
36	1	2:27.975 B	40.356	36.740	1:10.879	219.5	1:46:15.426	9	2	10:17.365 B	38.652	32.104	9:06.609	270.0	30:39.077
37	1	8:36.153	7:03.037	33.371	59.745	272.0	1:54:51.579	10	2	2:30.497	1:00.236	32.866	57.395	268.0	33:09.574
38	1	2:15.451	41.319	33.135	1:00.997	272.0	1:57:07.030	11	2	2:08.779	38.626	32.110	58.043	268.7	35:18.353
<div style="border: 1px solid black; padding: 5px;"> 10 Racing Spirit of Leman Ligier JS P320 - Nissan 1.Christophe LAPIERRE 2.Marius FOSSARD LMP3 </div>								12	2	2:08.382	38.428	32.056	57.898	269.3	37:26.735
								13	2	2:07.955	38.361	32.111	57.483	268.7	39:34.690
1	2	2:51.038	1:02.128	45.403	1:03.507	196.0	2:51.038	14	2	7:45.732 B	38.344	31.958	6:35.430	271.4	47:20.422
2	2	2:33.197	48.079	42.841	1:02.277	206.1	5:24.235	15	2	4:33.141 B	1:14.600	1:22.623	1:55.918	79.2	51:53.563
3	2	2:30.434	47.416	42.650	1:00.368	180.3	7:54.669	16	2	8:18.443 B					1:00:12.006
4	2	2:18.649	44.010	35.576	59.063	262.8	10:13.318	17	2	2:26.796	56.866	33.463	56.467	264.7	1:02:38.802
5	2	9:04.704 B	44.074	32.586	7:48.044	255.9	19:18.022	18	2	2:05.270	37.758	31.611	55.901	270.0	1:04:44.072
6	1	2:34.822	59.711	33.686	1:01.425	268.0	21:52.844	19	2	2:06.278	38.000	31.739	56.539	269.3	1:06:50.350
7	1	2:11.946	40.166	32.716	59.064	272.7	24:04.790	20	2	2:06.075	38.036	31.733	56.306	271.4	1:08:56.425
8	1	2:13.698	40.729	33.131	59.838	270.0	26:18.488	21	2	4:26.850 B	39.475	31.796	3:15.579	272.7	1:13:23.275
9	1	2:10.473	38.884	32.482	59.107	272.0	28:28.961	22	1	2:41.241	1:01.995	34.385	1:04.861	268.0	1:16:04.516
10	1	2:09.448	38.936	32.239	58.273	273.4	30:38.409	23	1	2:12.616	39.413	32.982	1:00.221	270.7	1:18:17.132
11	1	2:09.720	38.656	32.248	58.816	272.7	32:48.129	24	1	2:11.069	39.101	32.734	59.234	272.0	1:20:28.201
12	1	2:09.554	38.943	32.303	58.308	272.0	34:57.683	25	1	2:11.405	39.100	32.621	59.684	271.4	1:22:39.606
13	1	5:00.038 B	38.985	32.358	3:48.695	272.7	39:57.721	26	1	2:31.590	57.779	34.785	59.026	266.7	1:25:11.196
14	2	2:24.798	54.760	32.393	57.645	276.9	42:22.519	27	1	2:10.714	39.470	32.632	58.612	270.7	1:27:21.910
15	2	2:09.537	38.872	32.612	58.053	276.9	44:32.056	28	1	2:11.559	39.840	32.860	58.859	270.0	1:29:33.469
16	2	2:07.508	38.638	31.818	57.052	276.2	46:39.564	29	1	2:14.053	39.916	33.423	1:00.714	270.7	1:31:47.522
17	2	2:56.270 B	38.702	34.598	1:42.970	156.3	49:35.834	30	1	4:27.950 B	40.738	38.073	3:09.139	247.7	1:36:15.472
18	2	22:50.463 B					1:12:26.297	31	1	2:39.668	59.068	34.366	1:06.234	266.0	1:38:55.140
19	2	2:32.128	58.997	33.557	59.574	261.5	1:14:58.425	32	1	2:16.361	41.005	33.722	1:01.634	268.0	1:41:11.501
20	2	2:11.032	41.608	32.618	56.806	274.1	1:17:09.457	33	1	2:15.574	40.421	33.205	1:01.948	266.7	1:43:27.075
21	2	2:05.224	38.364	31.796	55.064	275.5	1:19:14.681	34	1	2:14.527	40.331	33.569	1:00.627	269.3	1:45:41.602
22	2	2:05.276	38.114	31.522	55.640	276.2	1:21:19.957	35	1	2:15.443	40.094	33.158	1:02.191	268.0	1:47:57.045
23	2	2:07.849	39.499	32.073	56.277	272.0	1:23:27.806	36	1	2:17.113	39.739	33.113	1:04.261	267.3	1:50:14.158
24	2	2:09.112	38.015	31.802	59.295	274.1	1:25:36.918	37	1	2:12.456	40.070	32.913	59.473	268.7	1:52:26.614



LE MANS CUP



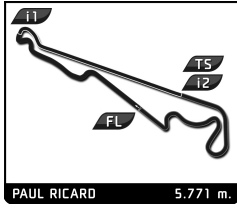
MLMC Collective Test Day
Le Castellet Round
Morning Test

Sector Analysis

Lap under Red Flag Invalidated Lap Personal Best Session Best Crossing the pit lane

Lap	D	Time	Sector 1	Sector 2	Sector 3	T. Spd	Elapsed	Lap	D	Time	Sector 1	Sector 2	Sector 3	T. Spd	Elapsed
38	1	2:12.222	39.964	32.888	59.370	270.7	1:54:38.836	21	1	12:22.922 B					1:03:13.052
12 Kessel Racing 1. Frederic JOUSSET 2. David Cleto FUMANELLI Ferrari 296 GT3								22 2 2:38.884 1:04.144 35.318 59.422 261.5 1:05:51.936 23 2 2:09.416 39.056 32.602 57.758 274.8 1:08:01.352 24 2 2:07.859 38.682 32.271 56.906 274.8 1:10:09.211 25 2 2:06.260 38.293 32.004 55.963 276.2 1:12:15.471 26 2 2:08.483 37.947 31.884 58.652 279.8 1:14:23.954 27 2 2:05.713 38.158 31.937 55.618 279.1 1:16:29.667 28 2 2:04.871 37.774 31.576 55.521 278.4 1:18:34.538 29 2 2:11.589 B 37.766 32.112 1:01.711 278.4 1:20:46.127 30 2 4:40.488 3:12.278 32.514 55.696 274.8 1:25:26.615 31 2 2:06.275 38.273 32.526 55.476 276.2 1:27:32.890 32 2 2:08.825 38.430 33.516 56.879 276.9 1:29:41.715 33 2 2:10.979 39.075 32.724 59.180 278.4 1:31:52.694 34 2 2:20.248 B 40.773 33.661 1:05.814 275.5 1:34:12.942							
1	2	6:23.287	4:47.646	34.412	1:01.229	263.4	6:23.287	17 IDEC Sport 1. Patrice LAFARGUE 2. Dino LUNARDI Ligier JS P320 - Nissan LMP3							
2	2	2:11.437	38.980	33.194	59.263	267.3	8:34.724	1	2	4:19.454 B	47.163	34.062	2:58.229	257.8	4:19.454
3	2	2:10.979	38.766	32.856	59.357	270.7	10:45.703	2	2	2:26.819	55.165	32.975	58.679	261.5	6:46.273
4	2	2:12.335	39.019	32.864	1:00.452	272.0	12:58.038	3	2	2:08.751	38.818	32.366	57.567	264.7	8:55.024
5	2	2:13.948	38.815	35.943	59.190	271.4	15:11.986	4	2	2:07.986	38.395	32.296	57.295	269.3	11:03.010
6	2	2:10.482	38.514	32.565	59.403	271.4	17:22.468	5	2	2:07.094	37.890	32.127	57.077	268.0	13:10.104
7	2	2:10.983	39.003	32.619	59.361	271.4	19:33.451	6	2	2:10.153	38.736	33.478	57.939	268.0	15:20.257
8	2	4:13.302 B	37.623	32.621	3:03.058	271.4	23:46.753	7	2	9:18.062 B	38.437	32.307	8:07.318	269.3	24:38.319
9	2	2:27.954	54.577	32.825	1:00.552	271.4	26:14.707	8	2	2:25.715	53.838	34.716	57.161	265.4	27:04.034
10	2	2:09.752	38.597	32.554	58.601	270.7	28:24.459	9	2	2:07.053	38.058	32.063	56.932	268.0	29:11.087
11	2	2:10.139	38.789	32.436	58.914	271.4	30:34.598	10	2	2:07.624	38.228	32.165	57.231	272.7	31:18.711
12	2	4:32.569 B	39.102	33.078	3:20.389	270.7	35:07.167	11	2	2:11.161	38.401	32.111	1:00.649	274.1	33:29.872
13	2	2:26.971	54.372	32.441	1:00.158	270.7	37:34.138	12	2	2:06.725	38.169	31.854	56.702	270.0	35:36.597
14	2	2:09.455	38.652	32.263	58.540	271.4	39:43.593	13	2	5:59.890 B	38.441	32.198	4:49.251	273.4	41:36.487
15	2	2:10.203	38.889	32.444	58.870	272.0	41:53.796	14	1	2:39.502	59.451	35.387	1:04.664	259.6	44:15.989
16	2	12:03.302 B	38.960	32.521	...	274.1	53:57.098	15	1	2:18.193	42.435	33.458	1:02.300	272.0	46:34.182
17	2	42:23.819 B					1:36:20.917	16	1	14:05.198 B	42.330	38.637	...	114.4	1:00:39.380
18	2	2:33.076	59.133	33.957	59.986	264.7	1:38:53.993	17	1	2:37.142	1:00.303	34.606	1:02.233	267.3	1:03:16.522
19	2	2:11.982	39.436	33.119	59.427	268.0	1:41:05.975	18	1	2:17.078	42.482	33.512	1:01.084	272.0	1:05:33.600
20	2	2:12.189	39.426	33.366	59.397	269.3	1:43:18.164	19	1	2:15.004	40.925	33.512	1:00.567	270.0	1:07:48.604
21	2	2:11.001	39.224	32.837	58.940	271.4	1:45:29.165	20	1	2:13.047	40.547	33.129	59.371	271.4	1:10:01.651
22	2	2:13.257	40.180	33.808	59.269	270.0	1:47:42.422	21	1	2:13.857	40.388	33.399	1:00.070	272.0	1:12:15.508
23	2	2:12.153	39.185	32.981	59.987	268.7	1:49:54.575	22	1	2:11.709	40.079	32.797	58.833	273.4	1:14:27.217
24	2	2:10.960	39.116	32.669	59.175	270.0	1:52:05.535	23	1	2:12.166	39.508	32.518	1:00.140	274.8	1:16:39.383
25	2	2:10.480	38.907	32.746	58.827	272.7	1:54:16.015	24	1	2:12.136	39.710	32.644	59.782	273.4	1:18:51.519
26	2	2:10.407	38.737	32.708	58.962	272.7	1:56:26.422	25	1	2:10.963	39.787	32.525	58.651	272.0	1:21:02.482
13 MRacing 1. Romano RICCI 2. Alexandre COUGNAUD Ligier JS P320 - Nissan LMP3								26 1 2:11.010 40.146 32.767 58.097 272.0 1:23:13.492 27 1 2:09.775 39.153 32.651 57.971 271.4 1:25:23.267 28 1 2:11.214 39.335 32.591 59.288 272.0 1:27:34.481 29 1 2:11.727 39.672 32.575 59.480 272.7 1:29:46.208 30 1 2:12.361 39.944 32.779 59.638 273.4 1:31:58.569 31 1 6:10.449 B 40.245 35.024 4:55.180 259.0 1:38:09.018 32 2 2:36.157 1:01.153 34.453 1:00.551 265.4 1:40:45.175 33 2 2:12.323 40.077 33.117 59.129 268.0 1:42:57.498 34 2 2:11.418 39.839 32.444 59.135 270.7 1:45:08.916 35 2 6:35.790 B 40.614 32.941 5:22.235 272.0 1:51:44.706 36 2 2:26.926 55.991 32.673 58.262 270.0 1:54:11.632							
1	1	3:11.912	1:34.121	35.115	1:02.676	254.7	3:11.912								
2	1	2:14.819	40.650	32.987	1:01.182	272.0	5:26.731								
3	1	2:12.126	40.155	32.553	59.418	272.7	7:38.857								
4	1	2:11.205	40.188	32.277	58.740	274.8	9:50.062								
5	1	2:10.080	39.384	32.230	58.466	275.5	12:00.142								
6	1	2:10.394	39.288	32.086	59.020	277.6	14:10.536								
7	1	2:10.905	39.212	32.066	59.627	278.4	16:21.441								
8	1	2:17.272 B	38.948	32.037	1:06.287	279.1	18:38.713								
9	1	4:12.011	2:41.389	32.187	58.435	276.9	22:50.724								
10	1	2:10.291	39.054	32.308	58.929	276.2	25:01.015								
11	1	2:09.825	39.128	32.370	58.327	277.6	27:10.840								
12	1	2:09.171	38.635	31.954	58.582	276.2	29:20.011								
13	1	2:08.937	38.751	32.207	57.979	278.4	31:28.948								
14	1	2:09.181	38.703	32.204	58.274	276.2	33:38.129								
15	1	2:08.865	38.538	31.926	58.401	279.8	35:46.994								
16	1	2:17.987 B	39.468	32.500	1:06.019	276.9	38:04.981								
17	1	4:59.243	3:28.247	32.188	58.808	277.6	43:04.224								
18	1	2:09.727	39.208	32.329	58.190	277.6	45:13.951								
19	1	2:07.138	38.268	31.834	57.036	278.4	47:21.089								
20	1	3:29.041 B	40.904	1:16.124	1:32.013	93.6	50:50.130								

LE MANS CUP



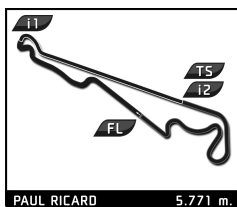
MLMC Collective Test Day
Le Castellet Round
Morning Test

Sector Analysis

Lap under Red Flag Invalidated Lap Personal Best Session Best Crossing the pit lane

Lap	D	Time	Sector 1	Sector 2	Sector 3	T. Spd	Elapsed	Lap	D	Time	Sector 1	Sector 2	Sector 3	T. Spd	Elapsed		
37	2	2:10.306	39.156	32.664	58.486	269.3	1:56:21.938	12	1	2:16.665	41.015	33.627	1:02.023	260.2	1:39:06.929		
18	High Class Racing Porsche 911 GT3 R (992) 1. Nicholas JONES 2. Scott MALVERN GT3							13	1	2:18.568	40.560	33.258	1:04.750	268.0	1:41:25.497		
1	2	3:31.752	B	1:41.908	36.114	1:13.730	259.6	3:31.752	14	1	2:16.144	41.735	33.247	1:01.162	268.7	1:43:41.641	
2	2	3:35.094		2:02.438	33.429	59.227	272.7	7:06.846	15	1	2:14.258	39.751	32.943	1:01.564	270.0	1:45:55.899	
3	2	2:13.155		40.341	33.239	59.575	270.7	9:20.001	16	1	2:12.414	39.365	32.961	1:00.088	269.3	1:48:08.313	
4	2	2:10.806		38.960	32.788	59.058	273.4	11:30.807	17	1	2:12.157	39.153	32.618	1:00.386	268.7	1:50:20.470	
5	2	2:11.893		39.248	32.585	1:00.060	273.4	13:42.700	18	1	2:15.362	41.654	32.830	1:00.878	268.7	1:52:35.832	
6	2	2:10.858		39.187	32.550	59.121	273.4	15:53.558	19	1	2:18.309	B	39.152	32.884	1:06.273	272.7	1:54:54.141
7	2	2:13.043		39.364	33.413	1:00.266	252.9	18:06.601	23	Biogas Motorsport Ferrari 296 GT3 1. Josep MAYOLA COMADIR 2. Marc CAROL YBARRA GT3							
8	2	2:10.819		38.899	32.793	59.127	274.1	20:17.420	1	1	7:34.412	5:41.344	42.910	1:10.158	206.5	7:34.412	
9	2	2:10.330		38.970	32.611	58.749	274.8	22:27.750	2	1	2:40.185	B	48.033	37.103	1:15.049	252.3	10:14.597
10	2	2:11.163		39.047	32.707	59.409	276.9	24:38.913	3	1	11:16.869	9:34.631	35.666	1:06.572	255.3	21:31.466	
11	2	2:17.709	B	39.510	32.898	1:05.301	276.9	26:56.622	4	1	2:23.462		44.315	34.710	1:04.437	270.0	23:54.928
12	2	11:44.024		...	32.729	58.320	271.4	38:40.646	5	1	2:32.117	B	43.665	36.010	1:12.442	236.8	26:27.045
13	2	2:09.571		38.715	32.666	58.190	272.7	40:50.217	6	1	7:57.915	6:17.521	35.677	1:04.717	259.0	34:24.960	
14	2	2:10.322		38.648	32.524	59.150	277.6	43:00.539	7	1	2:20.903		41.722	34.123	1:05.058	269.3	36:45.863
15	2	2:15.870	B	38.933	32.696	1:04.241	275.5	45:16.409	8	1	2:16.614		40.895	33.740	1:01.979	272.7	39:02.477
16	2	18:12.670	B					1:03:29.079	9	1	2:16.564		40.383	33.128	1:03.053	271.4	41:19.041
17	1	3:03.329		1:25.949	34.766	1:02.614	272.0	1:06:32.408	10	1	2:16.530		41.001	33.997	1:01.532	272.0	43:35.571
18	1	2:16.569		41.565	33.865	1:01.139	272.7	1:08:48.977	11	1	2:15.143		40.269	33.404	1:01.470	272.0	45:50.714
19	1	2:18.338		40.579	33.719	1:04.040	272.7	1:11:07.315	12	1	2:27.609	B	40.331	33.475	1:13.703	271.4	48:18.223
20	1	2:14.234		40.274	33.675	1:00.285	274.1	1:13:21.549	13	1	15:05.549		...	34.013	1:01.447	270.7	1:03:23.772
21	1	2:13.903		39.724	33.500	1:00.679	273.4	1:15:35.452	14	1	2:19.103		43.336	33.640	1:02.127	272.7	1:05:42.875
22	1	2:13.473		39.121	33.365	1:00.987	272.0	1:17:48.925	15	1	2:22.476		42.171	35.291	1:05.014	248.8	1:08:05.351
23	1	2:15.304		39.847	35.265	1:00.192	263.4	1:20:04.229	16	1	2:19.633		43.260	33.673	1:02.700	273.4	1:10:24.984
24	1	2:13.030		40.420	33.113	59.497	274.1	1:22:17.259	17	1	2:17.016		42.134	33.195	1:01.687	272.7	1:12:42.000
25	1	2:12.993		40.312	33.394	59.287	273.4	1:24:30.252	18	1	2:35.706	B	42.260	36.400	1:17.046	244.9	1:15:17.706
26	1	2:12.895		40.337	33.439	59.119	273.4	1:26:43.147	19	2	5:32.831	3:59.627	33.200	1:00.004	272.7	1:20:50.537	
27	1	2:13.399		39.950	33.743	59.706	272.0	1:28:56.546	20	2	2:11.097		39.089	32.989	59.019	272.0	1:23:01.634
28	1	2:24.648	B	40.709	33.868	1:10.071	271.4	1:31:21.194	21	2	2:11.840		39.516	32.965	59.359	272.7	1:25:13.474
29	1	9:04.609	B	7:04.375	35.831	1:24.403	268.7	1:40:25.803	22	2	2:10.459		39.299	32.976	58.184	274.1	1:27:23.933
30	1	4:51.623		3:13.604	34.557	1:03.462	272.7	1:45:17.426	23	2	2:13.895		40.434	33.526	59.935	273.4	1:29:37.828
31	1	2:20.078		42.711	34.564	1:02.803	272.7	1:47:37.504	24	2	2:14.706		40.078	33.715	1:00.913	275.5	1:31:52.534
32	1	2:16.898		40.786	33.854	1:02.258	270.7	1:49:54.402	25	2	2:25.557	B	41.434	33.539	1:10.584	272.0	1:34:18.091
33	1	2:19.594		43.335	34.085	1:02.174	272.7	1:52:13.996	26	2	5:11.344	3:37.100	33.283	1:00.961	270.7	1:39:29.435	
34	1	2:16.262		41.224	33.652	1:01.386	274.1	1:54:30.258	27	2	2:13.979		39.837	33.446	1:00.696	272.7	1:41:43.414
35	1	2:31.750	B	40.757	34.444	1:16.549	235.8	1:57:02.008	28	2	2:14.005		40.134	33.124	1:00.747	273.4	1:43:57.419
20	High Class Racing Ligier JS P320 - Nissan 1. Jens Reno MOLLER 2. Tommy FOSTER LMP3							29	2	2:13.349	39.786	33.205	1:00.358	273.4	1:46:10.768		
1	2	12:08.767		...	34.421	57.872	258.4	1:12:08.767	30	2	2:12.970		40.184	33.039	59.747	272.0	1:48:23.738
2	2	2:06.273		38.747	31.755	55.771	269.3	1:14:15.040	31	2	2:12.063		40.246	33.244	59.573	272.0	1:50:36.801
3	2	2:05.751		38.533	31.620	55.598	271.4	1:16:20.791	32	2	2:12.413		39.929	32.946	59.538	274.1	1:52:49.214
4	2	2:05.578		38.159	31.907	55.512	272.0	1:18:26.369	33	2	2:14.370		40.011	33.170	1:01.189	274.8	1:55:03.584
5	2	2:05.313		38.264	31.805	55.244	272.7	1:20:31.682	24	Steller Motorsport Audi R8 LMS 1. Darren MALKIN 2. Kiern JEWISS GT3							
6	2	2:08.660		38.656	31.938	58.066	272.0	1:22:40.342	1	2	3:22.789	1:45.501	34.499	1:02.789	240.0	3:22.789	
7	2	2:05.443		37.824	32.208	55.411	268.0	1:24:45.785	2	2	2:12.841		40.308	33.185	59.348	268.7	5:35.630
8	2	2:07.533		38.554	32.484	56.495	271.4	1:26:53.318	3	2	2:17.593	B	39.021	33.028	1:05.544	270.0	7:53.223
9	2	2:17.069	B	38.901	32.509	1:05.659	271.4	1:29:10.387	4	2	4:54.785	B	3:17.466	32.849	1:04.470	268.7	12:48.008
10	1	5:20.780		3:42.065	34.209	1:04.506	261.5	1:34:31.167	5	2	3:31.957		1:59.655	33.171	59.131	269.3	16:19.965
11	1	2:19.097		42.483	34.157	1:02.457	266.0	1:36:50.264	6	2	2:11.343		39.053	32.926	59.364	271.4	18:31.308

LE MANS CUP



MLMC Collective Test Day
Le Castellet Round
Morning Test

Sector Analysis

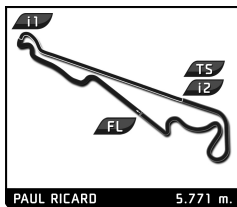
PAUL RICARD 5.771 m.

Lap under Red Flag Invalidated Lap Personal Best Session Best Crossing the pit lane

Lap	D	Time	Sector 1	Sector 2	Sector 3	T. Spd	Elapsed	Lap	D	Time	Sector 1	Sector 2	Sector 3	T. Spd	Elapsed
7	2	2:16.787 B	39.002	33.227	1:04.558	270.0	20:48.095	29	2	4:42.118	3:08.647	33.183	1:00.288	270.0	1:49:15.631
8	1	6:39.155	4:36.777	45.956	1:16.422	214.7	27:27.250	30	2	2:13.310	39.943	33.119	1:00.248	269.3	1:51:28.941
9	1	2:44.274	53.744	37.344	1:13.186	243.2	30:11.524	31	2	2:12.344	39.842	32.986	59.516	271.4	1:53:41.285
10	1	2:40.895	44.210	42.470	1:14.215	156.7	32:52.419	32	2	2:11.635	39.450	32.619	59.566	266.7	1:55:52.920
11	1	2:27.282	43.364	36.540	1:07.378	260.9	35:19.701	29 MV2S Racing Ligier JS P320 - Nissan 1.Christophe CRESPIER LMP3 2.Maximus MAYER							
12	1	2:24.738	43.722	34.373	1:06.643	268.7	37:44.439	1	2	2:41.971	1:04.717	35.777	1:01.477	257.1	2:41.971
13	1	2:24.861	44.946	34.607	1:05.308	270.7	40:09.300	2	2	2:12.199	39.760	33.343	59.096	266.7	4:54.170
14	1	2:19.112	42.022	33.516	1:03.574	270.0	42:28.412	3	2	2:10.438	39.053	32.646	58.739	268.7	7:04.608
15	1	2:31.691 B	41.465	33.533	1:16.693	270.0	45:00.103	4	2	2:10.276	39.746	32.475	58.055	270.7	9:14.884
16	1	26:12.930	...	34.506	1:01.443	265.4	1:11:13.033	5	2	2:08.292	38.481	31.773	58.038	274.8	11:23.176
17	1	2:11.712	39.831	33.027	58.854	269.3	1:13:24.745	6	2	2:07.871	38.356	31.880	57.635	274.1	13:31.047
18	1	2:11.309	39.094	32.881	59.334	270.7	1:15:36.054	7	2	2:07.477	38.185	31.868	57.424	273.4	15:38.524
19	1	2:12.135	39.323	32.816	59.996	272.7	1:17:48.189	8	2	2:06.868	38.357	31.579	56.932	276.2	17:45.392
20	1	2:12.831	40.225	33.857	58.749	270.7	1:20:01.020	9	2	2:09.999	39.105	31.741	59.153	277.6	19:55.391
21	1	2:13.413	40.269	33.309	59.835	270.0	1:22:14.433	10	2	5:24.073 B	38.234	32.064	4:13.775	273.4	25:19.464
22	1	2:13.183	39.244	33.039	1:00.900	271.4	1:24:27.616	11	1	2:32.377	59.042	32.978	1:00.357	271.4	27:51.841
23	1	2:18.192 B	39.757	33.179	1:05.256	272.0	1:26:45.808	12	1	2:14.374	39.135	33.649	1:01.590	259.6	30:06.215
24	1	4:53.704	3:21.699	33.152	58.853	271.4	1:31:39.512	13	1	2:11.556	39.184	32.885	59.487	271.4	32:17.771
25	1	2:11.847	39.293	33.398	59.156	270.7	1:33:51.359	14	1	2:11.634	39.250	32.801	59.583	272.0	34:29.405
26	1	2:11.716	39.395	33.165	59.156	269.3	1:36:03.075	15	1	2:12.784	40.357	33.088	59.339	273.4	36:42.189
27	1	2:17.315 B	39.401	33.390	1:04.524	269.3	1:38:20.390	16	1	2:11.335	39.859	33.105	58.371	272.7	38:53.524
28	2	4:54.017 B	3:15.082	33.623	1:05.312	269.3	1:43:14.407	17	1	2:10.050	38.881	32.808	58.361	272.0	41:03.574
27 P4 Racing Ligier JS P320 - Nissan 1.Andrew FERGUSON LMP3 2.Louis HAMILTON-SMITH								18							
1	1	3:20.583	1:32.659	38.581	1:09.343	225.9	3:20.583	17	1	2:08.971	39.053	32.508	57.410	273.4	43:12.545
2	1	2:29.470	47.221	35.133	1:07.116	264.7	5:50.053	19	1	2:10.118	38.655	32.519	58.944	273.4	45:22.663
3	1	2:25.810	43.774	34.035	1:08.001	266.0	8:15.863	20	1	2:10.306	38.704	32.860	58.742	275.5	47:32.969
4	1	2:21.051	42.308	34.706	1:04.037	265.4	10:36.914	21	1	4:15.067 B	57.161	1:19.958	1:57.948	80.1	51:48.036
5	1	2:26.360	44.875	33.840	1:07.645	268.7	13:03.274	22	1	18:24.001 B					1:10:12.037
6	1	2:20.629	41.672	33.858	1:05.099	272.0	15:23.903	23	2	2:30.775	1:00.436	33.237	57.102	264.7	1:12:42.812
7	1	2:16.430	41.250	33.090	1:02.090	271.4	17:40.333	24	2	2:07.036	38.738	32.295	56.003	269.3	1:14:49.848
8	1	2:17.965	41.481	32.977	1:03.507	270.0	19:58.298	25	2	2:32.503 B	37.734	31.657	1:23.112	272.0	1:17:22.351
9	1	2:18.089	42.953	32.945	1:02.191	272.0	22:16.387	26	2	2:20.000	53.365	31.609	55.026	276.2	1:19:42.351
10	1	2:24.098 B	41.012	33.697	1:09.389	272.0	24:40.485	27	2	2:04.299	37.241	31.690	55.368	274.8	1:21:46.650
11	2	5:18.043	3:38.010	37.547	1:02.486	254.1	29:58.528	28	2	2:03.660	37.283	31.724	54.653	272.7	1:23:50.310
12	2	2:16.183	40.821	33.097	1:02.265	270.0	32:14.711	29	2	2:03.203	37.538	31.516	54.149	272.7	1:25:53.513
13	2	2:13.740	40.098	33.228	1:00.414	270.0	34:28.451	30	2	2:04.524	37.789	31.931	54.804	273.4	1:27:58.037
14	2	2:12.879	40.033	32.716	1:00.130	273.4	36:41.330	31	2	2:07.242	38.439	32.054	56.749	275.5	1:30:05.279
15	2	2:14.909	40.249	34.692	59.968	269.3	38:56.239	32	2	4:28.809 B	38.752	32.318	3:17.739	276.9	1:34:34.088
16	2	2:11.471	39.577	32.652	59.242	272.0	41:07.710	33	1	2:33.800	1:00.789	33.836	59.175	267.3	1:37:07.888
17	2	2:12.736	39.762	33.802	59.172	273.4	43:20.446	34	1	2:15.813	39.864	33.552	1:02.397	267.3	1:39:23.701
18	2	2:11.081	39.326	32.683	59.072	272.7	45:31.527	35	1	2:13.179	40.175	33.410	59.594	270.7	1:41:36.880
19	2	2:10.808	39.050	32.519	59.239	274.8	47:42.335	36	1	2:12.978	40.213	34.057	59.708	269.3	1:43:50.858
20	2	4:20.538 B	55.646	1:22.181	2:02.711	83.3	52:02.873	37	1	2:13.258	40.075	33.650	59.533	268.7	1:46:04.116
21	2	35:56.580 B					1:27:59.453	38	1	2:13.101	40.049	33.565	59.487	272.0	1:48:17.217
22	1	2:36.768	1:01.592	34.039	1:01.137	264.1	1:30:36.221	39	1	2:13.293	40.083	33.403	59.807	269.3	1:50:30.510
23	1	2:14.729	41.213	33.507	1:00.009	251.7	1:32:50.950	40	1	2:17.603	40.401	33.116	1:04.086	272.0	1:52:48.113
24	1	2:28.360	40.542	33.239	1:14.579	270.0	1:35:19.310	41	1	2:12.356	39.538	33.419	59.399	271.4	1:55:00.469
25	1	2:17.966	42.468	33.676	1:01.822	268.0	1:37:37.276	34 Inter Europol Competition Ligier JS P320 - Nissan 1.Alexander BUKHANTSOV LMP3 2.Rik KOEN							
26	1	2:17.127	40.913	33.505	1:02.709	267.3	1:39:54.403	1	2	2:55.761	1:14.900	35.960	1:04.901	243.2	2:55.761
27	1	2:15.931	40.868	33.240	1:01.823	268.7	1:42:10.334	2	2	5:12.007 B	41.775	32.998	3:57.234	259.0	8:07.768
28	1	2:23.179 B	41.063	33.312	1:08.804	268.7	1:44:33.513								



LE MANS CUP



MLMC Collective Test Day
Le Castellet Round
Morning Test

Sector Analysis

Lap under Red Flag Invalidated Lap Personal Best Session Best Crossing the pit lane

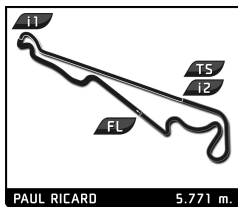
Lap	D	Time	Sector 1	Sector 2	Sector 3	T. Spd	Elapsed	Lap	D	Time	Sector 1	Sector 2	Sector 3	T. Spd	Elapsed
3	2	2:29.834	56.992	32.912	59.930	268.0	10:37.602	11	2	8:01.282	6:22.317	33.301	1:05.664	241.6	30:25.238
4	2	2:12.958	41.532	32.294	59.132	271.4	12:50.560	12	2	2:06.170	37.747	32.450	55.973	275.5	32:31.408
5	2	2:09.076	38.841	32.014	58.221	272.0	14:59.636	13	2	2:08.282	38.584	32.284	57.414	277.6	34:39.690
6	2	2:09.045	38.958	32.224	57.863	271.4	17:08.681	14	2	2:04.798	37.628	31.259	55.911	279.8	36:44.488
7	2	2:08.402	38.649	31.818	57.935	272.0	19:17.083	15	2	2:15.708 B	38.934	32.405	1:04.369	280.5	39:00.196
8	2	2:10.163	38.400	32.057	59.706	272.7	21:27.246	16	2	26:22.142 B					1:05:22.338
9	2	2:07.660	38.409	31.890	57.361	272.7	23:34.906	17	1	2:44.019	1:05.843	35.679	1:02.497	260.9	1:08:06.357
10	2	2:07.626	38.090	32.122	57.414	271.4	25:42.532	18	1	2:14.871	41.412	33.329	1:00.130	276.2	1:10:21.228
11	2	2:09.499	39.628	32.028	57.843	273.4	27:52.031	19	1	2:13.671	41.767	33.358	58.546	276.9	1:12:34.899
12	2	7:40.494 B	39.753	32.598	6:28.143	271.4	35:32.525	20	1	2:09.899	38.638	32.814	58.447	278.4	1:14:44.798
13	1	2:31.033	58.197	33.184	59.652	269.3	38:03.558	21	1	2:11.054	39.004	32.849	59.201	277.6	1:16:55.852
14	1	2:09.892	38.879	32.894	58.119	270.0	40:13.450	22	1	2:09.396	38.568	32.518	58.310	280.5	1:19:05.248
15	1	2:11.410	39.478	32.373	59.559	274.8	42:24.860	23	1	2:09.847	38.786	32.476	58.585	278.4	1:21:15.095
16	1	2:10.113	38.857	32.414	58.842	274.8	44:34.973	24	1	2:08.028	38.251	32.111	57.666	278.4	1:23:23.123
17	1	2:09.244	38.561	32.321	58.362	273.4	46:44.217	25	1	2:07.335	38.421	32.254	56.660	279.1	1:25:30.458
18	1	12:55.724 B	39.044	51.014	...	80.5	59:39.941	26	1	2:08.151	38.514	32.021	57.616	284.2	1:27:38.609
19	1	2:26.382	55.829	32.591	57.962	270.0	1:02:06.323	27	1	2:19.960 B	39.147	32.637	1:08.176	278.4	1:29:58.569
20	1	2:14.148	38.509	32.264	1:03.375	272.7	1:04:20.471	28	1	7:29.714	5:55.020	34.118	1:00.576	270.0	1:37:28.283
21	1	2:08.055	38.022	32.094	57.939	274.8	1:06:28.526	29	1	2:14.250	40.214	33.431	1:00.605	274.1	1:39:42.533
22	1	2:06.813	37.886	32.043	56.884	272.0	1:08:35.339	30	1	2:13.247	39.625	32.797	1:00.825	275.5	1:41:55.780
23	1	2:06.957	38.523	32.074	56.360	272.7	1:10:42.296	31	1	2:12.306	39.506	33.085	59.715	257.1	1:44:08.086
24	1	2:06.322	38.049	32.159	56.114	272.7	1:12:48.618	32	1	2:21.356 B	40.857	32.998	1:07.501	275.5	1:46:29.442
25	1	2:06.755	37.986	32.203	56.566	277.6	1:14:55.373								
26	1	2:05.484	38.057	31.626	55.801	274.1	1:17:00.857								
27	1	4:58.219 B	37.899	32.229	3:48.091	274.8	1:21:59.076								
28	2	2:26.445	55.514	32.312	58.619	274.1	1:24:25.521								
29	2	2:06.256	38.314	32.471	55.471	271.4	1:26:31.777								
30	2	3:41.678 B	38.497	32.371	2:30.810	272.7	1:30:13.455								
31	2	2:25.892	55.721	32.675	57.496	270.7	1:32:39.347								
32	2	2:10.008	39.289	32.622	58.097	268.7	1:34:49.355								
33	2	2:11.096	39.217	32.904	58.975	268.0	1:37:00.451								
34	2	2:10.827	39.183	32.977	58.667	268.0	1:39:11.278								
35	2	2:12.074	39.463	32.711	59.900	270.0	1:41:23.352								
36	2	2:15.311	39.476	32.979	1:02.856	270.0	1:43:38.663								
37	2	2:10.993	39.764	32.745	58.484	270.7	1:45:49.656								
38	2	2:09.970	39.026	32.639	58.305	269.3	1:47:59.626								
39	2	2:10.609	39.148	32.668	58.793	269.3	1:50:10.235								
40	2	2:10.813	39.338	32.914	58.561	269.3	1:52:21.048								
41	2	2:11.401	39.471	33.134	58.796	269.3	1:54:32.449								
42	2	2:23.469 B	38.944	33.846	1:10.679	271.4	1:56:55.918								

42		Steller Motorsport		Duqueine M30 - D08 - Nissan		LMP3	
		1.Sylvain GUINTOLI					
		2.Sennan FIELDING					
1	2	3:09.701	1:36.732	33.050	59.919	270.7	3:09.701
2	2	2:11.682	40.712	32.597	58.373	275.5	5:21.383
3	2	2:07.265	38.144	31.640	57.481	274.8	7:28.648
4	2	2:06.859	37.767	31.768	57.324	272.0	9:35.507
5	2	2:07.205	38.747	31.501	56.957	278.4	11:42.712
6	2	2:06.367	37.912	31.905	56.550	279.8	13:49.079
7	2	2:05.787	38.005	31.186	56.596	279.8	15:54.866
8	2	2:08.675	39.570	31.624	57.481	282.7	18:03.541
9	2	2:05.755	37.775	31.358	56.622	279.1	20:09.296
10	2	2:14.660 B	38.373	31.546	1:04.741	277.6	22:23.956

43		Inter Europol Competition		Ligier JS P320 - Nissan		LMP3	
		1.Timothy CRESWICK					
		2.Sebastian GRAVLUND					
1	2	3:05.622	1:18.751	38.705	1:08.166	229.3	3:05.622
2	2	4:10.392 B	41.319	33.579	2:55.494	264.7	7:16.014
3	2	2:29.982	58.074	32.854	59.054	266.0	9:45.996
4	2	2:11.179	39.521	32.617	59.041	269.3	11:57.175
5	2	2:10.280	39.121	33.112	58.047	268.7	14:07.455
6	2	2:20.193	39.260	32.565	1:08.368	268.7	16:27.648
7	2	2:08.554	38.665	32.256	57.633	270.7	18:36.202
8	2	2:08.021	38.446	31.977	57.598	270.0	20:44.223
9	2	2:07.497	38.749	31.834	56.914	272.7	22:51.720
10	2	2:08.874	38.675	32.349	57.850	272.7	25:00.594
11	2	2:08.279	38.494	32.394	57.391	271.4	27:08.873
12	2	2:08.152	38.647	32.029	57.476	270.0	29:17.025
13	2	2:08.788	38.301	32.414	58.073	274.1	31:25.813
14	2	2:08.346	38.702	32.003	57.641	271.4	33:34.159
15	2	2:09.187	38.983	32.727	57.477	272.0	35:43.346
16	2	2:08.106	39.030	31.944	57.132	271.4	37:51.452
17	2	2:08.613	38.394	32.486	57.733	273.4	40:00.065
18	2	5:21.945 B	38.762	32.083	4:11.100	272.0	45:22.010
19	1	9:08.048 B	1:00.612	33.458	7:33.978	268.7	54:30.058
20	1	7:31.661	5:59.736	33.075	58.850	266.7	1:02:01.719
21	1	2:11.519	39.591	32.641	59.287	268.7	1:04:13.238
22	1	2:11.001	39.635	32.583	58.783	269.3	1:06:24.239
23	1	2:10.291	39.043	33.429	57.819	269.3	1:08:34.530
24	1	2:10.330	39.683	32.636	58.011	267.3	1:10:44.860
25	1	2:09.864	39.394	32.557	57.913	270.7	1:12:54.724
26	1	2:09.454	38.583	32.404	58.467	270.7	1:15:04.178
27	1	2:16.443 B	38.178	32.117	1:06.148	272.0	1:17:20.621
28	1	2:23.410	54.067	32.207	57.136	272.0	1:19:44.031



LE MANS CUP



MLMC Collective Test Day
Le Castellet Round
Morning Test

Sector Analysis

PAUL RICARD 5.771 m.

Lap under Red Flag Invalidated Lap Personal Best Session Best B Crossing the pit lane

Lap	D	Time	Sector 1	Sector 2	Sector 3	T. Spd	Elapsed	Lap	D	Time	Sector 1	Sector 2	Sector 3	T. Spd	Elapsed
29	1	2:08.380	38.758	32.025	57.597	271.4	1:21:52.411	36	2	2:28.219	55.506	33.725	58.988	269.3	1:46:17.791
30	1	2:07.137	38.728	32.255	56.154	270.7	1:23:59.548	37	2	2:10.104	39.525	32.658	57.921	270.0	1:48:27.895
31	1	2:06.692	38.627	32.263	55.802	270.7	1:26:06.240	38	2	2:10.346	39.752	32.257	58.337	270.7	1:50:38.241
32	1	5:12.124 B	39.544	32.271	4:00.309	270.0	1:31:18.364	39	2	2:11.650	39.999	33.055	58.596	271.4	1:52:49.891
33	2	2:37.356	1:01.890	36.043	59.423	232.3	1:33:55.720	40	2	2:12.570	40.042	32.729	59.799	272.7	1:55:02.461
34	2	2:10.664	39.543	32.857	58.264	264.7	1:36:06.384								
35	2	2:08.541	38.965	32.415	57.161	269.3	1:38:14.925								
36	2	2:10.404	39.576	33.297	57.531	263.4	1:40:25.329								
37	2	2:08.502	39.027	32.472	57.003	268.0	1:42:33.831								
38	2	2:08.271	39.011	32.113	57.147	268.0	1:44:42.102								
39	2	2:07.841	38.448	32.355	57.838	268.0	1:46:49.943								
40	2	2:07.851	38.546	32.447	56.858	267.3	1:48:57.794								
41	2	2:08.688	38.980	32.606	57.102	266.7	1:51:06.482								
42	2	2:08.297	38.732	32.460	57.105	268.0	1:53:14.779								
43	2	2:07.738	38.655	32.269	56.814	271.4	1:55:22.517								

44 Team Virage Ligier JS P320 - Nissan
1. Jamie FALVEY LMP3
2. Mihnea STEFAN

1	1	2:48.917	1:11.565	34.807	1:02.545	247.7	2:48.917
2	1	2:13.105	40.608	32.681	59.816	268.7	5:02.022
3	1	2:11.441	39.763	32.657	59.021	270.0	7:13.463
4	1	2:09.455	39.445	32.198	57.812	270.0	9:22.918
5	1	2:08.853	38.809	32.216	57.828	272.7	11:31.771
6	1	2:10.341	39.090	32.396	58.855	272.7	13:42.112
7	1	2:08.561	38.695	32.267	57.599	270.7	15:50.673
8	1	4:48.658 B	38.780	32.216	3:37.662	274.8	20:39.331
9	2	2:28.239	56.680	32.611	58.948	272.0	23:07.570
10	2	2:08.803	39.141	32.276	57.386	270.7	25:16.373
11	2	2:09.928	38.935	32.006	58.987	271.4	27:26.301
12	2	2:10.986	38.622	32.275	1:00.089	270.7	29:37.287
13	2	2:08.672	38.809	32.308	57.555	272.0	31:45.959
14	2	2:07.801	38.268	32.125	57.408	271.4	33:53.760
15	2	4:35.356 B	38.458	32.088	3:24.810	275.5	38:29.116
16	2	2:29.910	57.860	33.356	58.694	259.6	40:59.026
17	2	2:07.406	38.246	31.950	57.210	270.0	43:06.432
18	2	2:10.554	38.787	32.172	59.595	272.7	45:16.986
19	2	2:09.542	39.470	31.708	58.364	272.0	47:26.528
20	2	13:51.473 B	49.980	1:21.950	...	80.4	1:01:18.001
21	2	2:20.968	53.704	31.700	55.564	267.3	1:03:38.969
22	2	2:06.579	38.543	31.750	56.286	272.0	1:05:45.548
23	2	2:07.071	38.028	31.979	57.064	270.0	1:07:52.619
24	2	2:06.415	37.951	31.928	56.536	274.8	1:09:59.034
25	2	2:08.417	38.588	32.049	57.780	272.0	1:12:07.451
26	2	2:07.574	38.203	32.388	56.983	272.0	1:14:15.025
27	2	2:08.390	39.488	32.069	56.839	272.7	1:16:23.415
28	2	6:12.630 B	38.206	31.790	5:02.634	274.1	1:22:36.045
29	1	2:27.918	57.377	32.903	57.638	267.3	1:25:03.963
30	1	2:08.874	38.687	32.360	57.827	271.4	1:27:12.837
31	1	2:08.464	39.163	32.380	56.921	270.0	1:29:21.301
32	1	2:09.142	39.033	32.437	57.672	272.0	1:31:30.443
33	1	2:09.920	39.059	32.488	58.373	270.7	1:33:40.363
34	1	5:11.779 B	39.618	32.606	3:59.555	268.7	1:38:52.142
35	1	4:57.430 B	56.211	33.043	3:28.176	269.3	1:43:49.572

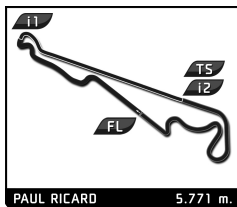
50 Reiter Engineering Ligier JS P320 - Nissan
1. Horst FELBERMAYR LMP3
2. Miklas BORN

1	1	2:53.299 B	59.851	36.055	1:17.393	257.1	2:53.299
2	1	6:16.444	4:39.699	33.688	1:03.057	266.7	9:09.743
3	1	2:13.638	40.563	32.592	1:00.483	272.7	11:23.381
4	1	2:11.284	40.269	32.520	58.495	272.7	13:34.665
5	1	2:10.559	39.420	32.339	58.800	272.7	15:45.224
6	1	2:09.922	38.971	32.130	58.821	276.9	17:55.146
7	1	2:09.416	39.270	32.140	58.006	274.8	20:04.562
8	1	2:09.663	38.655	32.296	58.712	275.5	22:14.225
9	1	2:11.756	39.451	32.374	59.931	276.2	24:25.981
10	1	2:23.046 B	41.609	34.184	1:07.253	261.5	26:49.027
11	2	4:33.071	2:59.270	33.528	1:00.273	260.2	31:22.098
12	2	2:09.640	38.918	32.469	58.253	274.1	33:31.738
13	2	2:09.097	39.228	32.137	57.732	275.5	35:40.835
14	2	2:07.696	38.537	31.831	57.328	277.6	37:48.531
15	2	2:12.285	39.976	32.410	59.899	276.9	40:00.816
16	2	2:09.667	40.219	31.815	57.633	276.9	42:10.483
17	2	2:06.519	38.280	31.707	56.532	277.6	44:17.002
18	2	2:08.352	39.570	31.990	56.792	276.2	46:25.354
19	2	2:38.876 B	38.116	31.391	1:29.369	278.4	49:04.230
20	2	12:57.657	...	32.638	56.897	271.4	1:02:01.887
21	2	2:05.171	38.045	31.572	55.554	274.1	1:04:07.058
22	2	2:04.734	37.512	31.515	55.707	275.5	1:06:11.792
23	2	2:08.904	38.558	31.665	58.681	277.6	1:08:20.696
24	2	2:04.834	37.805	31.631	55.398	274.8	1:10:25.530
25	2	2:16.800 B	40.400	32.363	1:04.037	275.5	1:12:42.330
26	1	5:09.539	3:39.485	33.473	56.581	273.4	1:17:51.869
27	1	2:09.833	38.261	33.651	57.921	273.4	1:20:01.702
28	1	2:10.368	40.055	33.003	57.310	275.5	1:22:12.070
29	1	2:06.802	38.108	32.247	56.447	274.8	1:24:18.872
30	1	2:07.845	39.162	32.313	56.370	276.9	1:26:26.717
31	1	2:08.774	38.162	32.206	58.406	274.1	1:28:35.491
32	1	2:08.799	38.489	32.367	57.943	274.8	1:30:44.290
33	1	2:09.562	38.543	32.789	58.230	276.2	1:32:53.852
34	1	2:22.087 B	41.007	33.930	1:07.150	259.6	1:35:15.939

51 AF Corse Ferrari 296 GT3
1. Matthew KURZEJEWski GT3
2. Alessandro BALZAN

1	2	4:20.158	2:43.805	34.488	1:01.865	264.7	4:20.158
2	2	2:11.750	39.283	33.534	58.933	266.0	6:31.908
3	2	2:10.369	38.706	32.872	58.791	268.0	8:42.277
4	2	2:18.266 B	39.775	33.216	1:05.275	270.7	11:00.543
5	2	3:53.846 B	2:16.665	33.006	1:04.175	270.7	14:54.389
6	1	48:22.589	...	33.759	1:01.156	267.3	1:03:16.978
7	1	2:14.131	40.804	33.714	59.613	270.7	1:05:31.109
8	1	2:12.866	39.601	33.722	59.543	268.0	1:07:43.975

LE MANS CUP



MLMC Collective Test Day
Le Castellet Round
Morning Test

Sector Analysis

PAUL RICARD 5.771 m.

Lap under Red Flag Invalidated Lap Personal Best Session Best B Crossing the pit lane

Lap	D	Time	Sector 1	Sector 2	Sector 3	T. Spd	Elapsed	Lap	D	Time	Sector 1	Sector 2	Sector 3	T. Spd	Elapsed
9	1	2:13.802	39.711	33.978	1:00.113	270.7	1:09:57.777	11	2	2:08.480	38.331	32.537	57.612	268.7	33:26.419
10	1	2:14.394	41.167	33.627	59.600	271.4	1:12:12.171	12	2	2:07.954	38.017	32.269	57.668	270.7	35:34.373
11	1	2:13.270	39.543	33.328	1:00.399	272.7	1:14:25.441	13	2	2:10.971	39.558	32.472	58.941	270.7	37:45.344
12	1	2:11.559	39.466	33.133	58.960	272.0	1:16:37.000	14	2	2:13.149	42.134	32.495	58.520	272.0	39:58.493
13	1	2:20.425 B	41.344	33.530	1:05.551	269.3	1:18:57.425	15	2	2:06.959	38.001	32.149	56.809	270.7	42:05.452
14	1	3:46.024 B	2:07.396	33.600	1:05.028	270.7	1:22:43.449	16	2	2:06.890	37.955	32.100	56.835	273.4	44:12.342

58	GG Classics	Ligier JS P320 - Nissan
	1. George NAKAS	LMP3
	2. Fraser ROSS	

1	2	2:46.048	1:03.794	37.160	1:05.094	238.9	2:46.048
2	2	2:17.893	41.384	33.125	1:03.384	266.0	5:03.941
3	2	2:13.277	40.444	33.587	59.246	266.0	7:17.218
4	2	2:13.319	39.318	32.607	1:01.394	266.0	9:30.537
5	2	2:10.702	39.039	32.580	59.083	269.3	11:41.239
6	2	2:10.900	38.698	32.593	59.609	269.3	13:52.139
7	2	2:09.231	38.495	32.379	58.357	271.4	16:01.370
8	2	5:42.402 B	39.011	32.314	4:31.077	271.4	21:43.772
9	2	2:59.498	1:12.260	36.887	1:10.351	260.2	24:43.270
10	2	4:06.404 B	44.217	47.046	2:35.141	193.2	28:49.674
11	1	2:42.092	1:03.260	34.266	1:04.566	270.0	31:31.766
12	1	2:18.065	41.261	33.710	1:03.094	268.7	33:49.831
13	1	2:17.051	40.637	33.427	1:02.987	270.0	36:06.882
14	1	2:20.390	43.275	33.827	1:03.288	270.0	38:27.272
15	1	2:15.451	40.499	33.318	1:01.634	268.7	40:42.723
16	1	2:21.227	41.525	33.586	1:06.116	270.0	43:03.950
17	1	2:21.356	43.275	33.665	1:04.416	270.7	45:25.306
18	1	2:16.198	40.963	33.264	1:01.971	272.7	47:41.504
19	1	16:21.830 B	54.998	1:22.303	...	81.3	1:04:03.334
20	2	2:28.954	59.139	33.087	56.728	264.7	1:06:32.288
21	2	2:05.841	38.198	32.042	55.601	271.4	1:08:38.129
22	2	2:06.532	38.106	31.683	56.743	273.4	1:10:44.661
23	2	2:07.163	38.492	31.802	56.869	276.9	1:12:51.824
24	2	2:06.947	38.067	31.836	57.044	277.6	1:14:58.771
25	2	2:07.550	39.179	32.593	55.778	273.4	1:17:06.321
26	2	2:05.295	37.599	31.773	55.923	278.4	1:19:11.616
27	2	2:04.596	37.755	31.704	55.137	274.1	1:21:16.212
28	2	2:06.125	38.255	31.697	56.173	275.5	1:23:22.337
29	2	2:05.112	38.057	32.137	54.918	273.4	1:25:27.449
30	2	5:04.523 B	38.375	32.077	3:54.071	276.9	1:30:31.972
31	1	3:03.665 B	1:07.675	34.911	1:21.079	235.8	1:33:35.637

59	Team Virage	Ligier JS P320 - Nissan
	1. Oscar BITTAR	LMP3
	2. Ricardo GRACIA FILHO	

1	2	7:51.968	6:16.120	34.170	1:01.678	238.4	7:51.968
2	2	2:14.794	40.512	32.473	1:01.809	268.0	10:06.762
3	2	2:11.003	39.296	32.334	59.373	270.0	12:17.765
4	2	2:11.955	39.685	32.541	59.729	272.0	14:29.720
5	2	2:10.766	38.943	32.534	59.289	269.3	16:40.486
6	2	2:10.192	38.978	32.324	58.890	271.4	18:50.678
7	2	2:10.965	39.108	32.215	59.642	273.4	21:01.643
8	2	5:30.757 B	39.023	32.332	4:19.402	274.8	26:32.400
9	2	2:34.674	58.898	34.056	1:01.720	264.7	29:07.074
10	2	2:10.865	39.804	32.553	58.508	270.0	31:17.939

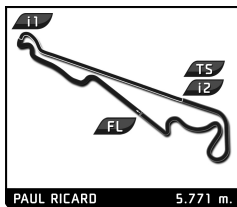
62	Bretton Racing	Ligier JS P320 - Nissan
	1. Romain IANNETTA	LMP3
	2. Szymon LADNIAK	

1	2	3:19.798	1:43.024	34.056	1:02.718	262.1	3:19.798
2	2	2:11.111	38.627	33.072	59.412	265.4	5:30.909
3	2	2:17.176 B	39.086	32.537	1:05.553	271.4	7:48.085
4	2	5:08.600	3:35.700	32.858	1:00.042	269.3	12:56.685
5	2	2:25.830	38.939	46.688	1:00.203	272.0	15:22.515
6	2	2:10.192	39.151	32.228	58.813	273.4	17:32.707
7	2	2:08.314	38.899	31.882	57.533	271.4	19:41.021
8	2	2:10.242	38.563	32.281	59.398	272.7	21:51.263
9	2	2:09.559	39.175	32.188	58.196	271.4	24:00.822
10	2	2:16.121 B	39.301	33.379	1:03.441	268.7	26:16.943
11	1	21:00.704 B	...	34.850	1:14.702	224.5	47:17.647

66	Rinaldi Racing	Ligier JS P320 - Nissan
	1. Steve PARROW	LMP3
	2. Daniel KEILWITZ	

1	2	4:00.288	2:09.962	42.937	1:07.389	175.6	4:00.288
2	2	2:36.250 B	44.315	41.845	1:10.090	163.1	6:36.538
3	2	4:26.627	2:44.671	39.098	1:02.858	189.5	11:03.165
4	2	2:22.530	41.962	38.556	1:02.012	209.3	13:25.695
5	2	2:24.248	41.477	39.879	1:02.892	197.1	15:49.943
6	2	2:25.910	46.344	38.944	1:00.622	170.1	18:15.853
7	2	2:21.002	41.264	37.925	1:01.813	246.0	20:36.855
8	2	2:19.472 B	40.594	32.397	1:06.481	275.5	22:56.327

LE MANS CUP



MLMC Collective Test Day
Le Castellet Round
Morning Test

Sector Analysis

PAUL RICARD

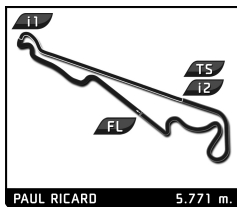
5.771 m.

Lap under Red Flag Invalidated Lap Personal Best Session Best Crossing the pit lane

Lap	D	Time	Sector 1	Sector 2	Sector 3	T. Spd	Elapsed	Lap	D	Time	Sector 1	Sector 2	Sector 3	T. Spd	Elapsed
9	2	4:19.946	2:45.177	31.513	1:03.256	276.2	27:16.273	33	2	5:05.939	3:30.637	33.715	1:01.587	268.0	1:40:53.923
10	2	2:07.529	37.930	31.633	57.966	274.1	29:23.802	34	2	2:13.175	40.556	32.722	59.897	270.7	1:43:07.098
11	2	2:05.677	37.660	31.377	56.640	277.6	31:29.479	35	2	2:11.196	40.050	32.150	58.996	274.1	1:45:18.294
12	2	2:17.805	38.497	32.516	1:06.792	278.4	33:47.284	36	2	2:11.915	40.524	32.330	59.061	272.7	1:47:30.209
13	2	2:05.982	37.849	31.537	56.596	276.2	35:53.266	37	2	2:11.253	39.510	32.410	59.333	271.4	1:49:41.462
14	2	2:14.026 B	38.109	32.391	1:03.526	276.9	38:07.292	38	2	2:10.289	39.495	32.212	58.582	272.7	1:51:51.751
15	1	24:48.888	...	33.582	1:01.823	268.0	1:02:56.180	39	2	2:19.656 B	39.464	31.981	1:08.211	279.1	1:54:11.407
16	1	2:14.516	41.168	32.842	1:00.506	272.7	1:05:10.696	71 Rinaldi Racing Ligier JS P320 - Nissan LMP3 1. Stefan AUST 2. Felipe FERNANDEZ-LASER							
17	1	2:12.217	39.605	32.841	59.771	271.4	1:07:22.913	1	2	3:01.442	1:19.242	37.397	1:04.803	232.8	3:01.442
18	1	2:11.677	39.475	32.975	59.227	274.1	1:09:34.590	2	2	2:52.018 B	46.661	43.526	1:21.831	201.1	5:53.460
19	1	2:12.125	39.274	32.912	59.939	273.4	1:11:46.715	3	2	4:53.591	3:16.904	34.828	1:01.859	249.4	10:47.051
20	1	2:09.788	38.982	32.492	58.314	274.8	1:13:56.503	4	2	2:14.987	39.811	36.775	58.401	255.3	13:02.038
21	1	2:19.333 B	38.975	32.554	1:07.804	274.1	1:16:15.836	5	2	2:17.365	39.119	33.726	1:04.520	266.0	15:19.403
22	1	4:06.042	2:34.198	32.904	58.940	274.8	1:20:21.878	6	2	2:13.900	40.618	33.009	1:00.273	269.3	17:33.303
23	1	2:09.776	38.901	32.701	58.174	272.7	1:22:31.654	7	2	2:17.746 B	39.106	32.507	1:06.133	270.7	19:51.049
24	1	2:08.767	38.447	32.893	57.427	276.2	1:24:40.421	8	2	4:32.254	3:01.356	32.708	58.190	271.4	24:23.303
25	1	2:21.918 B	39.175	32.770	1:09.973	275.5	1:27:02.339	9	2	2:09.323	39.057	32.549	57.717	268.0	26:32.626
26	1	4:33.783 B	2:38.089	39.168	1:16.526	228.8	1:31:36.122	10	2	2:09.248	39.007	32.504	57.737	268.7	28:41.874
67 Haegeli by T2 Racing Duqueine M30 - D08 - Nissan LMP3 1. Pieder DECURTINS 2. Samir BEN								11	2	2:09.608	39.145	32.647	57.816	276.9	30:51.482
1	1	3:01.700	1:20.506	37.050	1:04.144	238.9	3:01.700	12	2	2:08.798	39.004	32.743	57.051	271.4	33:00.280
2	1	2:15.344	41.581	33.559	1:00.204	259.0	5:17.044	13	2	2:08.578	38.788	32.488	57.302	270.7	35:08.858
3	1	2:13.330	39.467	32.806	1:01.057	269.3	7:30.374	14	2	2:15.232 B	38.458	32.487	1:04.287	272.0	37:24.090
4	1	2:10.806	39.013	32.887	58.906	272.7	9:41.180	15	1	6:43.237	5:03.574	34.508	1:05.155	270.7	44:07.327
5	1	2:11.685	38.712	32.678	1:00.295	272.7	11:52.865	16	1	2:14.624	39.961	32.869	1:01.794	270.7	46:21.951
6	1	2:09.576	38.441	32.543	58.592	273.4	14:02.441	17	1	2:49.184 B	39.842	33.242	1:36.100	271.4	49:11.135
7	1	2:16.398 B	38.372	32.329	1:05.697	273.4	16:18.839	18	1	13:31.517	...	34.214	1:00.014	242.2	1:02:42.652
8	1	6:04.059	4:33.134	32.816	58.109	272.7	22:22.898	19	1	2:12.261	39.711	32.715	59.835	270.7	1:04:54.913
9	1	2:10.671	38.643	32.692	59.336	274.8	24:33.569	20	1	2:12.009	39.777	32.998	59.234	268.7	1:07:06.922
10	1	2:09.669	39.024	32.414	58.231	273.4	26:43.238	21	1	2:10.346	39.007	32.379	58.960	270.7	1:09:17.268
11	1	2:09.014	38.637	32.473	57.904	273.4	28:52.252	22	1	2:17.766 B	38.508	32.453	1:06.805	271.4	1:11:35.034
12	1	2:09.146	38.378	32.332	58.436	274.8	31:01.398	23	1	4:39.913	3:07.522	33.065	59.326	272.7	1:16:14.947
13	1	2:17.270 B	38.667	34.201	1:04.402	273.4	33:18.668	24	1	2:07.703	38.603	31.903	57.197	272.7	1:18:22.650
14	2	6:51.476	5:17.852	33.095	1:00.529	272.0	40:10.144	25	1	2:07.216	37.852	31.979	57.385	272.7	1:20:29.866
15	2	2:11.612	39.891	32.355	59.366	272.7	42:21.756	26	1	2:10.707	38.551	32.217	59.939	274.1	1:22:40.573
16	2	2:11.542	38.923	32.890	59.729	274.8	44:33.298	27	1	2:09.072	38.789	32.553	57.730	272.0	1:24:49.645
17	2	2:08.952	38.945	31.847	58.160	276.9	46:42.250	28	1	2:17.384 B	38.455	32.433	1:06.496	273.4	1:27:07.029
18	2	3:02.283 B	38.353	35.573	1:48.357	114.0	49:44.533	29	1	4:20.305	2:49.136	32.794	58.375	271.4	1:31:27.334
19	2	12:13.708	...	32.450	58.159	272.7	1:01:58.241	30	1	2:10.241	38.981	32.838	58.422	271.4	1:33:37.575
20	2	2:07.006	38.168	31.934	56.904	274.1	1:04:05.247	31	1	2:10.164	38.975	32.655	58.534	269.3	1:35:47.739
21	2	2:05.903	37.681	31.641	56.581	276.9	1:06:11.150	32	1	2:10.625	39.182	32.636	58.807	269.3	1:37:58.364
22	2	2:05.738	37.805	31.741	56.192	276.2	1:08:16.888	33	1	2:14.198	39.543	32.797	1:01.858	268.0	1:40:12.562
23	2	2:05.862	37.308	31.699	56.855	276.9	1:10:22.750	34	1	2:10.836	39.018	32.504	59.314	269.3	1:42:23.398
24	2	2:05.148	37.988	31.542	55.618	276.2	1:12:27.898	35	1	2:16.566 B	39.434	32.650	1:04.482	274.8	1:44:39.964
25	2	2:04.035	37.406	31.437	55.192	277.6	1:14:31.933	36	2	4:56.794	3:24.381	32.705	59.708	271.4	1:49:36.758
26	2	2:05.967	37.419	31.288	57.260	282.0	1:16:37.900	37	2	2:08.487	38.960	32.429	57.098	268.7	1:51:45.245
27	2	2:11.227 B	37.896	31.370	1:01.961	277.6	1:18:49.127	38	2	2:08.903	39.026	32.362	57.515	274.1	1:53:54.148
28	1	8:14.356	6:45.055	32.026	57.275	274.1	1:27:03.483	39	2	2:09.172	39.158	32.698	57.316	271.4	1:56:03.320
29	1	2:07.873	38.040	32.451	57.382	271.4	1:29:11.356	73 Proton Huber Competition Porsche 911 GT3 R (992) GT3 1. Jörg DREISOW 2. Manuel LAUCK							
30	1	2:09.255	38.443	32.395	58.417	273.4	1:31:20.611	1	2	3:57.941 B	2:10.334	37.865	1:09.742	216.4	3:57.941
31	1	2:10.348	38.491	32.605	59.252	273.4	1:33:30.959								
32	1	2:17.025 B	38.982	32.798	1:05.245	271.4	1:35:47.984								



LE MANS CUP



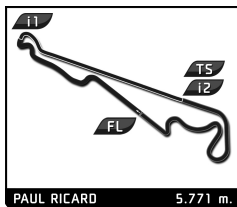
MLMC Collective Test Day
Le Castellet Round
Morning Test

Sector Analysis

Lap under Red Flag Invalidated Lap Personal Best Session Best B Crossing the pit lane

Lap	D	Time	Sector 1	Sector 2	Sector 3	T. Spd	Elapsed	Lap	D	Time	Sector 1	Sector 2	Sector 3	T. Spd	Elapsed
2	2	3:29.537	1:56.129	32.983	1:00.425	270.7	7:27.478	16	1	2:14.677	40.069	33.161	1:01.447	272.0	45:17.515
3	2	2:10.424	38.177	32.551	59.696	276.2	9:37.902	17	1	2:14.187	40.335	33.157	1:00.695	271.4	47:31.702
4	2	2:10.845	38.810	32.486	59.549	280.5	11:48.747	18	1	4:13.553 B	54.154	1:22.086	1:57.313	79.8	51:45.255
5	2	2:10.363	38.369	32.704	59.290	276.9	13:59.110	19	1	33:57.185 B					1:25:42.440
6	2	2:10.845	38.665	32.534	59.646	276.2	16:09.955	20	1	3:06.106	1:04.412	34.461	1:27.233	264.7	1:28:48.546
7	2	2:10.710	39.498	32.147	59.065	279.1	18:20.665	21	1	2:17.786	41.515	33.979	1:02.292	267.3	1:31:06.332
8	2	2:10.127	38.753	32.182	59.192	276.9	20:30.792	22	1	2:16.820	40.666	33.786	1:02.368	270.0	1:33:23.152
9	2	2:17.794 B	39.197	32.197	1:06.400	278.4	22:48.586	23	1	2:16.019	40.446	33.559	1:02.014	268.0	1:35:39.171
10	2	7:52.168	6:20.285	32.488	59.395	274.8	30:40.754	24	1	2:16.351	40.779	33.654	1:01.918	268.0	1:37:55.522
11	2	2:11.051	38.749	32.148	1:00.154	275.5	32:51.805	25	1	4:35.193 B	40.616	33.631	3:20.946	271.4	1:42:30.715
12	2	2:09.108	38.638	31.917	58.553	275.5	35:00.913	26	2	2:28.243	55.510	33.275	59.458	269.3	1:44:58.958
13	2	2:10.543	38.662	31.988	59.893	276.2	37:11.456	27	2	2:11.133	39.081	33.020	59.032	270.0	1:47:10.091
14	2	2:15.891 B	38.461	31.939	1:05.491	277.6	39:27.347	28	2	2:12.014	39.381	33.234	59.399	269.3	1:49:22.105
15	1	5:10.304	3:32.126	35.797	1:02.381	265.4	44:37.651	29	2	2:11.629	39.047	33.383	59.199	268.0	1:51:33.734
16	1	2:16.649	40.737	33.572	1:02.340	272.7	46:54.300	30	2	2:11.293	39.357	32.923	59.013	271.4	1:53:45.027
17	1	3:28.323 B	40.711	55.078	1:52.534	80.7	50:22.623	31	2	2:11.151	39.129	32.964	59.058	272.0	1:55:56.178
18	1	11:56.308	...	34.008	1:02.605	266.7	1:02:18.931	77 Team Thor Ligier JS P320 - Nissan LMP3							
19	1	2:15.161	40.130	33.241	1:01.790	274.1	1:04:34.092	1.Audunn GUDMUNDSSON							
20	1	2:16.037	39.829	34.023	1:02.185	272.7	1:06:50.129	2.Colin NOBLE							
21	1	2:15.368	40.757	33.835	1:00.776	274.1	1:09:05.497	1	2	6:12.458	4:41.218	33.409	57.831	262.1	6:12.458
22	1	2:21.674 B	39.585	33.980	1:08.109	274.8	1:11:27.171	2	2	2:07.568	38.253	32.144	57.171	266.0	8:20.026
23	1	4:31.882	2:52.163	36.623	1:03.096	247.1	1:15:59.053	3	2	2:07.508	38.559	32.517	56.432	268.0	10:27.534
24	1	2:14.557	41.207	33.593	59.757	273.4	1:18:13.610	4	2	2:06.599	37.688	31.918	56.993	265.4	12:34.133
25	1	2:12.635	39.377	33.252	1:00.006	275.5	1:20:26.245	5	2	2:07.037	38.095	31.834	57.108	268.7	14:41.170
26	1	2:16.648	39.794	35.442	1:01.412	254.7	1:22:42.893	6	2	2:06.647	37.922	31.983	56.742	266.7	16:47.817
27	1	2:16.134	41.390	33.921	1:00.823	273.4	1:24:59.027	7	2	2:08.003	38.350	32.133	57.520	269.3	18:55.820
28	1	2:17.208	40.107	33.670	1:03.431	274.1	1:27:16.235	8	2	2:15.577 B	38.747	32.202	1:04.628	268.0	21:11.397
29	1	2:15.584	40.665	33.429	1:01.490	274.8	1:29:31.819	9	1	5:15.519	3:34.963	35.201	1:05.355	254.7	26:26.916
30	1	2:20.147	40.365	37.211	1:02.571	232.8	1:31:51.966	10	1	2:18.638	43.777	33.971	1:00.890	258.4	28:45.554
31	1	2:33.950 B	40.819	37.769	1:15.362	253.5	1:34:25.916	11	1	2:15.461	41.874	32.817	1:00.770	268.7	31:01.015
32	1	3:14.377 B	1:29.379	35.821	1:09.177	254.1	1:37:40.293	12	1	2:18.516	41.128	33.667	1:03.721	260.2	33:19.531
33	2	3:44.186	2:11.157	32.323	1:00.706	276.2	1:41:24.479	13	1	2:12.735	40.258	32.734	59.743	268.7	35:32.266
34	2	2:10.267	39.026	32.187	59.054	274.1	1:43:34.746	14	1	2:12.892	39.215	32.864	1:00.813	268.0	37:45.158
35	2	2:09.561	38.576	31.923	59.062	276.2	1:45:44.307	15	1	2:14.704	41.203	32.597	1:00.904	268.0	39:59.862
36	2	2:16.397 B	38.787	32.609	1:05.001	275.5	1:48:00.704	16	1	2:14.274	42.195	32.748	59.331	270.7	42:14.136
74 Kessel Racing Ferrari 296 GT3 GT3							1.Andrew GILBERT								
							2.Fran RUEDA MATEOS								
1	2	3:49.888	2:15.085	34.597	1:00.206	254.7	3:49.888	17	1	2:50.529 B	39.157	33.270	1:38.102	194.6	49:26.574
2	2	2:10.690	39.268	32.836	58.586	267.3	6:00.578	18	1	2:10.756	39.480	32.119	59.157	270.7	46:36.045
3	2	2:09.723	38.614	32.481	58.628	270.7	8:10.301	19	1	2:11.151	39.129	32.964	59.058	272.0	47:52.522
4	2	2:09.705	38.546	32.675	58.484	269.3	10:20.006	20	1	12:28.353	...	32.266	56.640	266.7	1:01:54.927
5	2	2:09.274	38.340	32.523	58.411	271.4	12:29.280	21	1	2:07.986	38.549	32.287	57.150	268.7	1:04:02.913
6	2	4:26.884 B	38.872	33.344	3:14.668	270.0	16:56.164	22	1	2:07.669	37.991	32.333	57.345	270.0	1:06:10.582
7	2	2:28.473	54.745	33.244	1:00.484	270.0	19:24.637	23	1	2:11.756	40.302	32.409	59.045	271.4	1:08:22.338
8	2	2:10.355	38.789	32.899	58.667	272.0	21:34.992	24	1	2:07.706	38.321	32.111	57.274	270.7	1:10:30.044
9	2	2:10.233	38.734	32.709	58.790	272.0	23:45.225	25	1	2:09.920	38.603	32.573	58.744	272.7	1:12:39.964
10	2	7:07.465 B	38.719	32.737	5:56.009	270.0	30:52.690	26	1	2:40.871 B	58.925	34.005	1:07.941	271.4	1:15:20.835
11	1	2:38.813	1:02.113	34.305	1:02.395	268.0	33:31.503	27	2	4:43.712	3:15.675	32.514	55.523	272.0	1:20:04.547
12	1	2:16.555	41.143	33.540	1:01.872	270.7	35:48.058	28	2	2:08.366	38.571	32.333	57.462	272.7	1:22:12.913
13	1	2:17.644	40.639	35.153	1:01.852	264.7	38:05.702	29	2	2:07.147	37.994	33.316	55.837	268.7	1:24:20.060
14	1	2:14.559	39.938	33.363	1:01.258	271.4	40:20.261	30	2	2:07.160	38.416	32.356	56.388	273.4	1:26:27.220
15	1	2:42.577	1:06.750	34.264	1:01.563	270.0	43:02.838	31	2	2:09.058	38.438	32.471	58.149	271.4	1:28:36.278
								32	2	2:16.358 B	38.572	32.490	1:05.296	271.4	1:30:52.636

LE MANS CUP



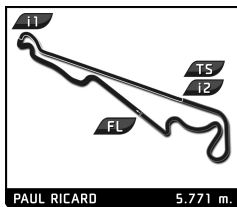
MLMC Collective Test Day
Le Castellet Round
Morning Test

Sector Analysis

PAUL RICARD 5.771 m. Lap under Red Flag Invalidated Lap Personal Best Session Best B Crossing the pit lane

Lap	D	Time	Sector 1	Sector 2	Sector 3	T. Spd	Elapsed	Lap	D	Time	Sector 1	Sector 2	Sector 3	T. Spd	Elapsed
83 Iron Dames 1.Celia MARTIN 2.Karen GAILLARD								Lamborghini Huracan GT3 EVO2 GT3							
1	1	4:58.337 B	2:54.794	45.559	1:17.984	202.2	4:58.337	9	2	2:10.181	39.089	32.642	58.450	270.0	26:27.436
2	1	4:33.119	2:49.377	37.454	1:06.288	223.6	9:31.456	10	2	2:17.115 B	39.081	32.602	1:05.432	267.3	28:44.551
3	1	2:22.442	43.362	34.226	1:04.854	270.7	11:53.898	11	1	4:34.382	2:54.556	36.072	1:03.754	251.2	33:18.933
4	1	2:18.524	41.635	34.105	1:02.784	258.4	14:12.422	12	1	2:14.825	40.231	33.617	1:00.977	255.9	35:33.758
5	1	2:16.570	40.659	33.506	1:02.405	270.0	16:28.992	13	1	2:12.797	39.696	33.424	59.677	266.7	37:46.555
6	1	2:16.179	40.223	33.434	1:02.522	270.7	18:45.171	14	1	2:13.103	40.432	33.229	59.442	268.0	39:59.658
7	1	2:13.542	39.797	33.152	1:00.593	270.0	20:58.713	15	1	2:12.954	39.879	33.370	59.705	268.0	42:12.612
8	1	2:12.926	39.503	32.983	1:00.440	272.0	23:11.639	16	1	2:10.866	39.463	32.894	58.509	270.7	44:23.478
9	1	2:13.776	39.924	33.480	1:00.372	270.0	25:25.415	17	1	2:10.792	39.435	32.962	58.395	268.0	46:34.270
10	1	2:12.640	39.628	33.013	59.999	272.0	27:38.055	18	1	2:39.433 B	39.156	32.646	1:27.631	259.6	49:13.703
11	1	2:15.280	41.263	33.673	1:00.344	270.0	29:53.335	19	2	13:43.950	...	33.187	56.128	264.1	1:02:57.653
12	1	2:13.612	39.808	33.041	1:00.763	270.7	32:06.947	20	2	2:07.073	38.770	32.342	55.961	266.7	1:05:04.726
13	1	2:18.483 B	39.313	33.004	1:06.166	270.0	34:25.430	21	2	2:07.675	38.181	32.835	56.659	266.0	1:07:12.401
14	2	4:58.656	3:23.207	32.900	1:02.549	269.3	39:24.086	22	2	2:06.768	38.534	32.403	55.831	268.0	1:09:19.169
15	2	2:12.472	39.528	32.605	1:00.339	270.7	41:36.558	23	2	2:08.496	38.510	32.739	57.247	269.3	1:11:27.665
16	2	2:10.233	38.905	32.304	59.024	272.0	43:46.791	24	2	2:07.929	38.955	32.338	56.636	268.7	1:13:35.594
17	2	2:10.766	39.171	32.369	59.226	271.4	45:57.557	25	2	2:06.490	38.290	32.287	55.913	268.0	1:15:42.084
18	2	2:24.403 B	39.080	32.191	1:13.132	273.4	48:21.960	26	2	2:07.655	38.580	32.630	56.445	269.3	1:17:49.739
19	2	13:41.805	...	33.439	58.547	268.0	1:02:03.765	27	2	2:16.767 B	39.502	34.391	1:02.874	270.7	1:20:06.506
20	2	2:10.233	39.010	32.584	58.639	271.4	1:04:13.998	28	1	4:11.895	2:40.986	33.257	57.652	266.7	1:24:18.401
21	2	2:11.266	39.638	32.422	59.206	273.4	1:06:25.264	29	1	2:10.115	38.988	32.876	58.251	268.7	1:26:28.516
22	2	2:16.836	39.387	32.385	1:05.064	272.7	1:08:42.100	30	1	2:22.266	38.787	32.959	1:10.520	268.7	1:28:50.782
23	2	2:09.501	38.700	32.406	58.395	272.7	1:10:51.601	31	1	2:14.063	40.848	33.572	59.643	266.0	1:31:04.845
24	2	2:15.746 B	38.653	31.993	1:05.100	272.7	1:13:07.347	32	1	2:11.810	39.343	33.150	59.317	269.3	1:33:16.655
25	1	9:43.336	7:44.639	48.877	1:09.820	193.9	1:22:50.683	33	1	2:12.108	39.290	33.494	59.324	264.1	1:35:28.763
26	1	2:23.732	40.977	40.085	1:02.670	179.7	1:25:14.415	34	1	2:13.642	39.836	33.709	1:00.097	264.1	1:37:42.405
27	1	2:09.599	39.148	33.117	57.334	272.0	1:27:24.014	35	1	2:22.590 B	40.034	33.841	1:08.715	264.1	1:40:04.995
28	1	2:11.682	39.709	33.341	58.632	270.7	1:29:35.696	36	2	5:45.613	4:14.414	32.831	58.368	268.7	1:45:50.608
29	1	2:12.159	39.616	33.560	58.983	272.7	1:31:47.855	37	2	2:10.333	39.312	32.576	58.445	267.3	1:48:00.941
30	1	2:15.316	40.950	34.608	59.758	269.3	1:34:03.171	38	2	2:10.806	38.919	32.694	59.193	269.3	1:50:11.747
31	1	2:14.442	40.083	34.129	1:00.230	267.3	1:36:17.613	39	2	2:10.241	39.043	32.651	58.547	268.0	1:52:21.988
32	1	2:21.020 B	40.213	34.249	1:06.558	268.0	1:38:38.633	40	2	2:11.024	39.216	33.096	58.712	270.0	1:54:33.012
33	2	4:14.904	2:39.068	33.848	1:01.988	267.3	1:42:53.537	41	2	2:20.017 B	39.023	33.653	1:07.341	267.3	1:56:53.029
34	2	2:15.076	40.906	33.214	1:00.956	270.0	1:45:08.613								
35	2	2:15.019	40.546	33.181	1:01.292	270.7	1:47:23.632								
36	2	2:12.990	39.961	33.051	59.978	269.3	1:49:36.622								
37	2	2:13.975	40.842	33.164	59.969	270.0	1:51:50.597								
38	2	2:12.905	39.648	32.773	1:00.484	272.7	1:54:03.502								
39	2	2:12.203	39.859	32.842	59.502	270.7	1:56:15.705								
84 ANS Motorsport 1.Julien LEMOINE 2.Paul TROJANI								Ligier JS P320 - Nissan LMP3							
1	2	2:37.025 B	49.185	34.386	1:13.454	253.5	2:37.025								
2	2	2:34.409	1:01.050	33.242	1:00.117	264.7	5:11.434								
3	2	2:16.282 B	39.560	32.692	1:04.030	265.4	7:27.716								
4	2	5:27.490 B	3:49.285	33.061	1:05.144	265.4	12:55.206								
5	2	4:55.157	3:24.946	32.567	57.644	266.7	17:50.363								
6	2	2:08.596	39.066	32.281	57.249	268.0	19:58.959								
7	2	2:09.268	39.948	32.395	56.925	268.0	22:08.227								
8	2	2:09.028	39.365	32.290	57.373	270.7	24:17.255								
85 R-race GP 1.Fabien MICHAL 2.Hadrien DAVID								Duqueine M30 - D08 - Nissan LMP3							
1	2	4:27.865	2:53.668	35.088	59.109	234.8	4:27.865								
2	2	2:07.376	38.141	32.287	56.948	269.3	6:35.241								
3	2	2:07.301	37.899	31.918	57.484	272.7	8:42.542								
4	2	2:06.051	37.793	31.658	56.600	274.8	10:48.593								
5	2	2:17.183 B	38.912	31.869	1:06.402	277.6	13:05.776								
6	2	4:14.921	2:45.658	31.911	57.352	276.9	17:20.697								
7	2	2:05.110	37.156	31.580	56.374	274.8	19:25.807								
8	2	2:06.635	37.889	32.262	56.484	274.8	21:32.442								
9	2	2:05.335	37.361	31.416	56.558	276.9	23:37.777								
10	2	2:05.488	37.378	31.630	56.480	275.5	25:43.265								
11	2	2:13.785 B	37.723	31.506	1:04.556	276.9	27:57.050								
12	1	5:39.416	4:03.309	34.621	1:01.486	257.1	33:36.466								
13	1	2:09.441	38.999	32.084	58.588	278.4	35:45.907								
14	1	2:08.593	38.487	32.087	58.019	275.5	37:54.500								
15	1	2:12.431	40.280	32.263	59.888	276.2	40:06.931								
16	1	2:08.637	38.803	32.097	57.737	276.2	42:15.568								
17	1	2:14.647	39.020	32.296	1:03.331	278.4	44:30.215								

LE MANS CUP



MLMC Collective Test Day
Le Castellet Round
Morning Test

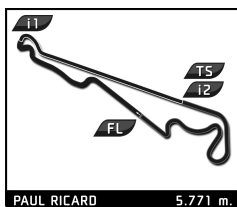
Sector Analysis

Lap under Red Flag Invalidated Lap Personal Best Session Best B Crossing the pit lane

Lap	D	Time	Sector 1	Sector 2	Sector 3	T. Spd	Elapsed	Lap	D	Time	Sector 1	Sector 2	Sector 3	T. Spd	Elapsed
18	1	2:07.662	38.226	32.189	57.247	276.2	46:37.877	30	1	2:09.459	39.164	31.986	58.309	274.8	1:30:00.960
19	1	2:55.323B	39.104	35.320	1:40.899	158.8	49:33.200	31	1	2:15.126	39.267	32.629	1:03.230	272.7	1:32:16.086
20	1	22:24.056B					1:11:57.256	32	1	2:15.205	41.885	32.595	1:00.725	272.0	1:34:31.291
21	1	4:02.628	2:31.168	33.280	58.180	260.9	1:15:59.884	33	1	2:13.396	39.805	33.615	59.976	268.7	1:36:44.687
22	1	2:05.619	37.519	31.848	56.252	272.7	1:18:05.503	34	1	2:13.226	40.275	32.949	1:00.002	270.7	1:38:57.913
23	1	2:05.041	37.252	31.903	55.886	276.2	1:20:10.544	35	1	2:21.316B	40.215	33.011	1:08.090	270.0	1:41:19.229
24	1	2:06.862	37.355	32.143	57.364	275.5	1:22:17.406	36	2	10:21.271	8:47.019	33.445	1:00.807	268.7	1:51:40.500
25	1	2:10.107	38.172	32.529	59.406	275.5	1:24:27.513	37	2	2:12.813	39.935	33.078	59.800	272.7	1:53:53.313
26	1	2:06.050	38.108	32.289	55.653	275.5	1:26:33.563	38	2	2:12.981	39.448	33.329	1:00.204	262.8	1:56:06.294
27	1	2:08.007	38.401	32.589	57.017	274.1	1:28:41.570	88 AF Corse 1. Custodio TOLEDO 2. Riccardo AGOSTINI Ferrari 296 GT3 GT3							
28	1	2:07.402	38.443	32.456	56.503	274.8	1:30:48.972	1	2	4:16.739B	2:33.512	35.206	1:08.021	260.9	4:16.739
29	1	2:08.648	38.185	32.479	57.984	274.8	1:32:57.620	2	2	3:55.929	2:19.565	33.039	1:03.325	266.7	8:12.668
30	1	2:08.888	38.509	32.830	57.549	272.7	1:35:06.508	3	2	2:09.746	38.789	32.487	58.470	268.7	10:22.414
31	1	2:14.320B	38.641	32.790	1:02.889	270.7	1:37:20.828	4	2	2:09.202	38.388	32.182	58.632	270.0	12:31.616
32	2	4:35.749	3:05.101	32.650	57.998	271.4	1:41:56.577	5	2	2:10.999	38.567	32.326	1:00.106	272.0	14:42.615
33	2	2:09.193	39.325	32.419	57.449	274.8	1:44:05.770	6	2	2:09.660	38.793	32.339	58.528	270.0	16:52.275
34	2	2:09.423	39.510	32.535	57.378	272.7	1:46:15.193	7	2	2:09.745	38.746	32.469	58.530	270.0	19:02.020
35	2	2:09.143	38.502	32.182	58.459	274.8	1:48:24.336	8	2	2:14.594B	38.910	32.414	1:03.270	270.7	21:16.614
36	2	2:11.234	39.014	32.396	59.824	272.0	1:50:35.570	9	1	19:07.465	...	36.101	1:08.132	268.7	40:24.079
37	2	2:22.519	38.369	37.208	1:06.942	129.3	1:52:58.089	10	1	2:19.172	42.127	34.011	1:03.034	268.7	42:43.251
38	2	2:07.477	38.109	32.048	57.320	274.1	1:55:05.566	11	1	2:18.704	41.622	34.161	1:02.921	269.3	45:01.955
87 COOL Racing 1. James SWEETNAM 2. Adrien CLOSMENIL Ligier JS P320 - Nissan LMP3								12	1	2:18.651	41.300	33.882	1:03.469	270.0	47:20.606
1	2	3:16.597	1:37.275	36.042	1:03.280	261.5	3:16.597	13	1	4:08.662B	44.546	1:22.262	2:01.854	80.2	51:29.268
2	2	2:12.141	40.394	32.761	58.986	267.3	5:28.738	14	1	11:36.809	9:56.975	35.830	1:04.004	266.0	1:03:06.077
3	2	2:11.315	39.610	32.395	59.310	272.7	7:40.053	15	1	2:15.542	40.495	33.580	1:01.467	270.7	1:05:21.619
4	2	2:10.380	39.631	32.209	58.540	274.8	9:50.433	16	1	2:15.360	39.985	33.522	1:01.853	269.3	1:07:36.979
5	2	2:12.199	39.524	32.132	1:00.543	274.8	12:02.632	17	1	2:15.597	39.832	33.586	1:02.179	269.3	1:09:52.576
6	2	2:09.383	38.445	32.431	58.507	274.8	14:12.015	18	1	2:15.760	39.921	33.566	1:02.273	270.0	1:12:08.336
7	2	2:09.878	38.833	31.958	59.087	275.5	16:21.893	19	1	2:27.135B	40.494	33.711	1:12.930	271.4	1:14:35.471
8	2	2:19.433B	38.919	32.018	1:08.496	277.6	18:41.326	20	1	2:39.313	59.730	35.850	1:03.733	257.8	1:17:14.784
9	1	5:44.378	4:10.405	32.442	1:01.531	274.8	24:25.704	21	1	2:12.354	39.435	33.156	59.763	272.7	1:19:27.138
10	1	2:11.623	39.769	32.343	59.511	272.0	26:37.327	22	1	2:25.645B	42.674	34.922	1:08.049	258.4	1:21:52.783
11	1	2:09.664	39.041	31.826	58.797	274.1	28:46.991	23	2	5:22.800	3:52.613	32.372	57.815	272.0	1:27:15.583
12	1	2:10.034	39.566	31.976	58.492	273.4	30:57.025	24	2	2:08.545	38.912	32.201	57.432	271.4	1:29:24.128
13	1	2:11.198	40.635	32.094	58.469	273.4	33:08.223	25	2	2:10.821	39.062	32.734	59.025	273.4	1:31:34.949
14	1	2:07.577	38.373	31.558	57.646	272.7	35:15.800	26	2	2:11.016	39.479	32.909	58.628	270.7	1:33:45.965
15	1	2:07.958	38.934	31.432	57.592	272.0	37:23.758	27	2	2:10.640	39.338	32.621	58.681	269.3	1:35:56.605
16	1	2:25.172B	38.416	40.427	1:06.329	272.0	39:48.930	28	2	2:16.610B	39.070	32.734	1:04.806	268.7	1:38:13.215
17	2	6:58.328	5:22.351	38.024	57.953	234.8	46:47.258	91 Blackthorn 1. Claude BOVET 2. David MCDONALD Aston Martin Vantage GT3 EVO GT3							
18	2	3:31.304B	38.004	1:00.013	1:53.287	80.0	50:18.562	1	1	3:40.130B	1:52.774	35.540	1:11.816	262.8	3:40.130
19	2	11:30.565	...	32.334	56.053	269.3	1:01:49.127	2	1	2:32.097	56.666	33.473	1:01.958	266.0	6:12.227
20	2	2:04.881	37.742	31.845	55.294	272.0	1:03:54.008	3	1	2:15.587	40.912	33.324	1:01.351	268.0	8:27.814
21	2	2:04.860	37.493	31.513	55.854	274.1	1:05:58.868	4	1	2:14.402	40.335	33.175	1:00.892	269.3	10:42.216
22	2	2:07.426	39.504	31.554	56.368	274.8	1:08:06.294	5	1	2:17.499	40.942	33.474	1:03.083	253.5	12:59.715
23	2	2:04.916	38.271	31.719	54.926	276.2	1:10:11.210	6	1	2:13.975	39.716	33.693	1:00.566	272.7	15:13.690
24	2	2:05.145	38.512	31.892	54.741	274.8	1:12:16.355	7	1	4:19.627B	39.606	33.250	3:06.771	270.7	19:33.317
25	2	2:07.422	38.447	31.682	57.293	277.6	1:14:23.777	8	1	2:29.568	55.949	33.530	1:00.089	268.7	22:02.885
26	2	2:03.630	37.360	31.809	54.461	276.2	1:16:27.407	9	1	2:12.387	39.480	33.019	59.888	270.0	24:15.272
27	2	2:10.087B	37.474	31.892	1:00.721	275.5	1:18:37.494	10	1	2:12.158	39.476	33.010	59.672	268.7	26:27.430
28	1	7:05.446	5:34.885	32.671	57.890	272.7	1:25:42.940								
29	1	2:08.561	38.669	32.530	57.362	272.7	1:27:51.501								



LE MANS CUP



MLMC Collective Test Day
Le Castellet Round
Morning Test

Sector Analysis

Lap under Red Flag											Invalidated Lap	Personal Best	Session Best	B Crossing the pit lane	
Lap	D	Time	Sector 1	Sector 2	Sector 3	T. Spd	Elapsed	Lap	D	Time	Sector 1	Sector 2	Sector 3	T. Spd	Elapsed
11	1	2:13.384	40.234	33.231	59.919	268.7	28:40.814	21	2	2:03.835	37.383	31.450	55.002	271.4	1:08:03.828
12	1	2:12.115	39.427	32.832	59.856	270.0	30:52.929	22	2	2:04.602	38.177	31.899	54.526	270.7	1:10:08.430
13	1	4:26.323 39.310	33.217	3:13.796	266.7	35:19.252	30:52.929	23	2	2:03.580	37.166	31.542	54.872	273.4	1:12:12.010
14	1	2:52.411	1:08.661	38.466	1:05.284	243.8	38:11.663	24	2	2:03.135	37.311	31.680	54.144	272.7	1:14:15.145
15	1	2:20.738	41.377	34.937	1:04.424	259.0	40:32.401	25	2	2:08.376 B	37.647	31.480	59.249	270.0	1:16:23.521
16	1	2:23.656	42.098	36.536	1:05.022	256.5	42:56.057	26	1	8:02.987	6:34.829	32.526	55.632	269.3	1:24:26.508
17	1	2:20.327	41.349	34.420	1:04.558	269.3	45:16.384	27	1	2:05.685	38.103	32.012	55.570	274.8	1:26:32.193
18	1	2:19.755	43.097	33.793	1:02.865	268.0	47:36.139	28	1	2:08.007	38.535	32.295	57.177	275.5	1:28:40.200
19	1	4:15.952 B	57.448	1:22.333	1:56.171	79.9	51:52.091	29	1	2:07.043	38.145	32.272	56.626	273.4	1:30:47.243
20	1	11:29.072 B					1:03:21.163	30	1	2:07.375	36.841	32.873	57.661	273.4	1:32:54.618
21	1	2:40.509	1:00.658	36.489	1:03.362	266.7	1:06:01.672	31	1	2:10.016	39.311	32.253	58.452	272.0	1:35:04.634
22	1	2:20.522	41.682	33.661	1:05.179	268.7	1:08:22.194	32	1	2:09.419	38.828	32.592	57.999	270.7	1:37:14.053
23	1	2:16.620	40.446	34.448	1:01.726	266.0	1:10:38.814	33	1	2:10.590	39.369	32.432	58.789	270.0	1:39:24.643
24	1	2:16.572	40.436	33.543	1:02.593	267.3	1:12:55.386	34	1	2:19.030 B	40.043	33.155	1:05.832	270.0	1:41:43.673
25	1	2:13.737	40.089	33.343	1:00.305	270.0	1:15:09.123	99 More Motorsport Ligier JS P320 - Nissan LMP3 1.Mark VAN DER SNEL 2.Max VAN DER SNEL							
26	1	2:13.482	39.707	33.404	1:00.371	270.7	1:17:22.605	1	1	3:06.800	1:22.985	36.011	1:07.804	225.0	3:06.800
27	1	2:13.953	39.737	33.382	1:00.834	270.0	1:19:36.558	2	1	2:19.300	42.527	33.954	1:02.822	228.3	5:26.103
28	1	4:33.453 B	40.039	33.356	3:20.058	268.7	1:24:10.011	3	1	2:17.364	41.294	33.323	1:02.747	272.0	7:43.467
29	2	4:55.948 B	1:04.171	34.729	3:17.048	264.7	1:29:05.959	4	1	2:14.820	40.139	33.793	1:00.888	266.7	9:58.287
30	2	2:29.800	56.273	33.141	1:00.386	269.3	1:31:35.759	5	1	2:13.998	40.082	32.699	1:01.217	269.3	12:12.285
31	2	2:11.592	39.548	33.160	58.884	268.7	1:33:47.351	6	1	2:12.936	39.480	32.898	1:00.458	265.4	14:25.121
32	2	2:12.230	39.575	33.443	59.212	267.3	1:35:59.581	7	1	2:12.910	39.739	32.454	1:00.717	267.3	16:38.031
33	2	2:13.921	39.704	33.642	1:00.575	266.7	1:38:13.502	8	1	2:11.163	39.083	32.581	59.499	269.3	18:49.194
34	2	4:33.579 B	40.367	33.951	3:19.261	257.1	1:42:47.081	9	1	2:13.203	39.852	32.302	1:01.049	267.3	21:02.397
35	1	2:40.614	1:01.947	34.350	1:04.317	266.7	1:45:27.695	10	1	2:11.637	39.772	32.353	59.512	273.4	23:14.034
36	1	2:19.572	41.196	34.147	1:04.229	265.4	1:47:47.267	11	1	2:12.209	39.324	32.674	1:00.211	271.4	25:26.243
37	1	2:16.624	40.500	33.636	1:02.488	266.7	1:50:03.891	12	1	2:12.329	39.537	32.388	1:00.404	271.4	27:38.572
38	1	2:15.498	40.246	33.614	1:01.638	267.3	1:52:19.389	13	1	2:24.599	41.633	33.130	1:09.836	269.3	30:03.171
39	1	2:16.270	40.561	33.697	1:02.012	269.3	1:54:35.659	14	1	2:10.743	38.588	32.370	59.785	270.0	32:13.914
40	1	2:15.600	39.986	33.407	1:02.207	268.0	1:56:51.259	15	1	2:10.708	38.731	32.416	59.561	270.0	34:24.622
97 COOL Racing Ligier JS P320 - Nissan LMP3 1.Adrien CHILA 2.David DROUX															
1	2	3:08.897	1:35.548	33.602	59.747	260.9	3:08.897	16	1	2:19.866 B	39.067	32.378	1:08.421	270.0	36:44.488
2	2	2:13.703	40.826	33.245	59.632	271.4	5:22.600	17	2	4:58.047	3:23.318	34.088	1:00.641	268.0	41:42.535
3	2	2:08.606	39.246	32.345	57.015	271.4	7:31.206	18	2	2:11.334	39.253	32.884	59.197	271.4	43:53.869
4	2	2:06.837	38.657	31.927	56.253	274.8	9:38.043	19	2	2:09.865	38.686	32.278	58.901	270.0	46:03.734
5	2	2:06.755	38.068	32.352	56.335	275.5	11:44.798	20	2	2:23.424 B	38.523	32.191	1:12.710	271.4	48:27.158
6	2	2:05.762	37.793	31.871	56.098	276.2	13:50.560	21	2	13:37.860	...	32.736	58.657	270.7	1:02:05.018
7	2	2:05.065	37.862	31.429	55.774	276.9	15:55.625	22	2	2:11.663	38.017	32.388	1:01.258	274.8	1:04:16.681
8	2	2:13.454 B	38.197	31.822	1:03.435	277.6	18:09.079	23	2	2:08.191	38.605	32.328	57.258	272.0	1:06:24.872
9	1	7:14.794	5:41.538	33.324	59.932	274.1	25:23.873	24	2	2:07.908	38.651	32.169	57.088	271.4	1:08:32.780
10	1	2:10.742	39.016	32.721	59.005	274.8	27:34.615	25	2	2:06.902	38.341	31.989	56.572	272.7	1:10:39.682
11	1	2:10.123	39.242	32.445	58.436	275.5	29:44.738	26	2	2:05.999	38.267	31.789	55.943	273.4	1:12:45.681
12	1	2:08.418	38.537	32.113	57.768	276.9	31:53.156	27	2	2:15.732 B	40.200	32.622	1:02.910	274.8	1:15:01.413
13	1	2:08.555	38.453	32.354	57.748	272.7	34:01.711	28	1	4:09.613	2:41.307	31.902	56.404	272.7	1:19:11.026
14	1	2:08.028	38.434	31.681	57.913	276.9	36:09.739	29	1	2:10.075	40.638	32.108	57.329	272.0	1:21:21.101
15	1	2:08.753	39.713	32.033	57.007	274.8	38:18.492	30	1	2:07.806	38.807	32.214	56.785	274.1	1:23:28.907
16	1	2:07.979	38.141	32.004	57.834	279.1	40:26.471	31	1	2:09.883	39.261	32.343	58.279	271.4	1:25:38.790
17	1	2:07.296	38.552	31.879	56.865	276.9	42:33.767	32	1	2:10.650	39.093	32.900	58.657	272.0	1:27:49.440
18	1	2:14.820 B	38.451	31.718	1:04.651	280.5	44:48.587	33	1	2:10.190	39.460	32.332	58.398	272.7	1:29:59.630
19	2	19:07.889	...	31.748	54.607	270.0	1:03:56.476	34	1	2:20.109 B	39.993	32.610	1:07.506	272.0	1:32:19.739
20	2	2:03.517	37.530	31.474	54.513	272.0	1:05:59.993								