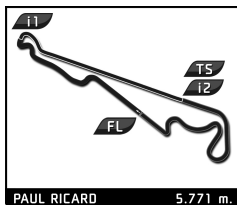


# LE MANS CUP



MLMC Collective Test Day  
Le Castellet Round  
Afternoon Test

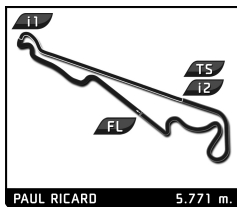
PAUL RICARD 5.771 m. Sector Analysis

Lap under Red Flag   Invalidated Lap   Personal Best   Session Best   Crossing the pit lane

Lap	D	Time	Sector 1	Sector 2	Sector 3	T. Spd	Elapsed	Lap	D	Time	Sector 1	Sector 2	Sector 3	T. Spd	Elapsed	
<b>2</b>	<b>CD Sport</b> Ligier JS P320 - Nissan LMP3 1. Shahan SARKISSIAN 2. Willyam GOSSELIN															
	1	2	2:25.334	53.568	33.067	58.699	265.4	2:25.334	6	2	2:05.508	37.669	31.408	56.431	275.5	15:43.339
	2	2	2:10.096	39.178	32.675	58.243	268.0	4:35.430	7	2	2:12.660	37.544	31.591	1:03.525	275.5	17:55.999
	3	2	2:09.600	39.056	32.160	58.384	273.4	6:45.030	8	2	2:05.439	37.477	31.690	56.272	274.8	20:01.438
	4	2	2:10.823	39.770	32.657	58.396	274.8	8:55.853	9	2	2:12.895B	38.058	32.122	1:02.715	279.1	22:14.333
	5	2	2:12.527	38.842	32.780	1:00.905	273.4	11:08.380	10	1	5:43.516	4:11.906	33.248	58.362	274.1	27:57.849
	6	2	5:24.716B	39.038	32.241	4:13.437	272.0	16:33.096	11	1	2:08.196	38.226	32.161	57.809	276.2	30:06.045
	7	2	2:25.577	55.819	32.249	57.509	271.4	18:58.673	12	1	2:07.611	38.144	31.827	57.640	277.6	32:13.656
	8	2	2:07.786	38.004	32.391	57.391	272.0	21:06.459	13	1	2:05.922	37.672	31.580	56.670	277.6	34:19.578
	9	2	2:07.735	38.006	32.111	57.618	275.5	23:14.194	14	1	2:10.897	37.492	31.736	1:01.669	278.4	36:30.475
	10	2	3:12.903B	38.362	32.268	2:02.273	272.7	26:27.097	15	1	2:06.736	37.751	31.445	57.540	279.1	38:37.211
	11	2	2:22.640	53.958	31.826	56.856	273.4	28:49.737	16	1	2:05.729	37.577	31.468	56.684	278.4	40:42.940
	12	2	2:06.707	37.675	32.024	57.008	275.5	30:56.444	17	1	2:06.375	<b>37.295</b>	<b>31.380</b>	57.700	281.2	42:49.315
	13	2	4:27.518B	37.135	31.791	3:18.592	274.1	35:23.962	18	1	<b>2:05.326</b>	37.296	31.644	56.386	275.5	44:54.641
	14	1	2:26.457	56.662	32.253	57.542	274.8	37:50.419	19	1	3:44.133B	37.672	1:16.213	1:50.248	79.7	48:38.774
	15	1	2:07.553	38.104	32.384	57.065	274.8	39:57.972								
	16	1	2:06.849	37.467	32.489	56.893	279.1	42:04.821								
	17	1	2:06.297	37.311	32.115	56.871	274.1	44:11.118								
	18	1	9:10.022B	37.751	33.241	7:59.030	271.4	53:21.140								
	19	1	2:23.152	55.257	31.987	55.908	272.0	55:44.292								
	20	1	<b>2:03.872</b>	<b>36.463</b>	<b>31.693</b>	<b>55.716</b>	275.5	57:48.164								
21	1	2:20.441	38.451	45.150	56.840	270.0	1:00:08.605									
<b>6</b>	<b>ANS Motorsport</b> Ligier JS P320 - Nissan LMP3 1. Clément MORENO 2. Nicolas SCHATZ															
	1	2	2:18.095	44.973	34.241	58.881	258.4	2:18.095								
	2	2	2:09.886	39.373	32.970	57.543	266.0	4:27.981								
	3	2	2:09.927	38.999	33.078	57.850	270.0	6:37.908								
	4	2	2:08.601	38.742	32.590	57.269	269.3	8:46.509								
	5	2	2:15.351B	38.335	32.706	1:04.310	273.4	11:01.860								
	6	2	<del>5:48.583</del>	4:15.110	33.234	<del>1:00.239</del>	268.7	16:50.443								
	7	2	2:10.194	39.834	31.861	58.499	274.1	19:00.637								
	8	2	2:10.393	37.743	32.193	1:00.457	276.9	21:11.030								
	9	2	2:05.835	37.877	31.701	56.257	277.6	23:16.865								
	10	2	2:05.902	37.457	31.591	56.854	276.9	25:22.767								
	11	2	2:13.842B	38.477	32.137	1:03.228	275.5	27:36.609								
	12	1	<del>4:53.645</del>	3:23.313	32.075	<del>58.257</del>	274.1	32:30.254								
	13	1	2:07.797	38.864	32.119	56.814	274.1	34:38.051								
	14	1	2:06.281	38.156	31.710	56.415	275.5	36:44.332								
	15	1	2:05.690	37.698	31.796	56.196	278.4	38:50.022								
	16	1	2:05.987	38.085	31.608	56.294	274.8	40:56.009								
	17	1	<b>2:04.474</b>	37.373	<b>31.418</b>	<b>55.683</b>	276.2	43:00.483								
	18	1	8:58.800B	<b>37.102</b>	6:51.239	1:30.459	79.6	51:59.283								
	<b>9</b>	<b>Graff</b> Ligier JS P320 - Nissan LMP3 1. Georgios KOLOVOS 2. Axel GNOS														
		1	1	2:21.412	48.196	33.538	59.678	264.1	2:21.412							
2		1	2:10.491	39.384	32.521	58.586	268.7	4:31.903								
3		1	2:17.943B	38.699	32.212	1:07.032	273.4	6:49.846								
4		1	3:30.544	1:50.514	36.365	1:03.665	235.8	10:20.390								
5		1	2:09.861	39.372	32.447	58.042	273.4	12:30.251								
6		1	2:08.151	38.478	31.972	57.701	273.4	14:38.402								
7		1	<del>2:20.459B</del>	39.293	32.465	<del>1:09.701</del>	272.0	16:58.861								
8		2	4:26.914	2:55.334	32.787	58.793	271.4	21:25.775								
9		2	2:26.798	40.642	36.781	1:09.375	255.3	23:52.573								
10		2	2:07.691	37.874	32.258	57.559	272.0	26:00.264								
11		2	2:06.523	37.775	31.959	56.789	274.1	28:06.787								
12		2	2:10.175	39.273	33.253	57.649	257.1	30:16.962								
13		2	2:17.967B	37.617	33.364	1:06.986	237.9	32:34.929								
14		1	4:05.458	2:36.415	31.838	57.205	274.1	36:40.387								
15		1	2:06.111	37.434	31.747	56.930	276.2	38:46.498								
16		1	2:05.402	37.207	31.524	56.671	274.1	40:51.900								
17		1	2:05.029	37.034	31.604	56.391	275.5	42:56.929								
18		1	2:05.308	37.024	31.583	56.701	275.5	45:02.237								
19		1	3:53.391B	38.606	1:22.522	1:52.263	79.9	48:55.628								
20		2	4:24.894	2:56.797	31.706	56.391	270.7	53:20.522								
21	2	2:02.258	35.973	31.757	<b>54.528</b>	272.7	55:22.780									
22	2	<b>2:02.015</b>	<b>35.812</b>	<b>31.405</b>	54.798	274.8	57:24.795									
23	2	2:04.928	36.020	32.609	56.299	245.5	59:29.723									
24	2	2:21.096B	36.447	31.794	1:12.855	256.5	1:01:50.819									
<b>10</b>	<b>Racing Spirit of Lemans</b> Ligier JS P320 - Nissan LMP3 1. Christophe LAPIERRE 2. Marius FOSSARD															
	1	2	2:21.885	49.161	33.760	58.964	265.4	2:21.885								
	2	2	2:10.913	39.668	32.835	58.410	270.0	4:32.798								
	3	2	2:12.061	39.259	32.629	1:00.173	273.4	6:44.859								
	4	2	2:10.280	39.546	32.699	58.035	273.4	8:55.139								
	5	2	2:09.497	39.052	32.594	57.851	273.4	11:04.636								
	6	2	2:09.149	38.926	32.570	57.653	273.4	13:13.785								
	7	2	2:08.160	38.724	32.241	57.195	274.1	15:21.945								
	8	2	4:17.850B	39.004	32.091	3:06.755	272.7	19:39.795								
	9	1	2:33.614	1:00.773	33.393	59.448	274.1	22:13.409								



# LE MANS CUP



MLMC Collective Test Day  
Le Castellet Round  
Afternoon Test

## Sector Analysis

PAUL RICARD 5.771 m.

Lap under Red Flag Invalidated Lap Personal Best Session Best B Crossing the pit lane

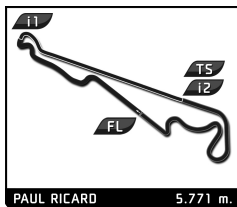
Lap	D	Time	Sector 1	Sector 2	Sector 3	T. Spd	Elapsed	Lap	D	Time	Sector 1	Sector 2	Sector 3	T. Spd	Elapsed								
10	1	2:09.440	38.761	32.557	58.122	275.5	24:22.849	9	1	<del>2:15.203</del>	39.907	33.233	<del>1:02.063</del>	273.4	22:46.213								
11	1	2:08.691	38.572	32.249	57.870	274.8	26:31.540	10	1	<del>2:15.037</del>	40.027	33.174	<del>1:01.836</del>	272.7	25:01.250								
12	1	2:08.549	38.502	32.160	57.887	273.4	28:40.089	11	1	5:50.300	B	39.880	33.310	4:37.110	274.8	30:51.550							
13	1	2:07.649	38.425	32.073	57.151	272.7	30:47.738	12	1	<del>2:38.623</del>	1:01.537	<del>34.865</del>	1:02.221	264.7	33:30.173								
14	1	2:07.593	38.086	32.082	57.425	274.8	32:55.331	13	1	2:12.842	38.764	32.396	1:01.682	272.0	35:43.015								
15	1	2:19.303	40.711	32.585	1:06.007	254.1	35:14.634	14	1	2:14.891	39.715	33.275	1:01.901	274.1	37:57.906								
16	1	<del>2:07.021</del>	38.124	<del>31.878</del>	57.019	277.6	37:21.655	15	1	<del>1:02.273</del>	B	41.716	<del>32.218</del>	...	272.0	50:00.179							
17	1	3:40.701	B	39.031	32.098	2:29.572	278.4	41:02.356	16	1	2:44.499	1:10.691	33.038	1:00.770	270.0	52:44.678							
18	2	2:19.879	52.923	31.805	55.151	274.8	43:22.235	17	1	2:14.525	40.561	32.804	1:01.160	270.0	54:59.203								
19	2	2:05.299	38.215	32.058	55.026	274.1	45:27.534	18	1	2:14.570	39.400	33.329	1:01.841	271.4	57:13.773								
20	2	4:02.468	52.877	1:23.001	1:46.590	78.9	49:30.002	19	1	4:19.645	B	42.338	33.939	3:03.368	268.0	1:01:33.418							
21	2	2:37.986	1:11.798	31.883	54.305	272.0	52:07.988	<div style="border: 1px solid black; padding: 5px;"> <b>13</b> MRacing Ligier JS P320 - Nissan                      1. Romano RICCI LMP3                      2. Alexandre COUGNAUD                 </div>							1	2	2:33.087	59.710	34.010	59.367	267.3	2:33.087	
22	2	3:18.144	B	36.666	31.453	2:10.025	272.7								55:26.132	2	2	2:09.993	38.831	32.652	58.510	272.0	4:43.080
23	1	2:24.356	56.179	31.913	56.264	274.1	57:50.488								3	2	2:09.213	38.633	32.318	58.262	275.5	6:52.293	
24	1	2:05.698	37.590	32.588	55.520	272.7	59:56.186								4	2	2:09.664	38.713	32.223	58.728	274.8	9:01.957	
25	1	2:05.036	37.020	31.866	56.150	272.0	1:02:01.222								5	2	2:14.569	B	38.619	32.407	1:03.543	275.5	11:16.526
															6	2	7:09.238	5:39.169	32.061	58.008	276.2	18:25.764	
															7	2	2:09.532	39.165	32.351	58.016	279.1	20:35.296	
								8	2	2:08.283	38.352	31.945	57.986	279.1	22:43.579								
								9	2	2:07.662	38.167	31.860	57.635	277.6	24:51.241								
								10	2	2:09.460	38.074	32.065	59.321	277.6	27:00.701								
								11	2	2:07.101	38.056	31.866	57.179	277.6	29:07.802								
								12	2	2:06.629	37.788	31.876	56.965	276.9	31:14.431								
								13	2	2:16.027	B	39.205	33.419	1:03.403	276.2	33:30.458							
								14	1	4:42.415	3:07.701	32.236	1:02.478	279.1	38:12.873								
								15	1	2:06.450	37.723	31.800	56.927	278.4	40:19.323								
								16	1	2:06.043	37.899	31.608	56.536	279.1	42:25.366								
								17	1	<del>2:06.628</del>	38.316	<del>31.596</del>	56.716	278.4	44:31.994								
								18	1	<del>2:49.592</del>	38.078	<del>32.029</del>	1:39.485	276.2	47:21.586								
								19	1	4:04.378	B	1:10.172	1:21.594	1:32.612	80.3	51:25.964							
								20	1	3:30.120	2:00.150	32.062	57.908	276.9	54:56.084								
								21	1	2:05.692	37.773	31.246	56.673	278.4	57:01.776								
								22	1	2:04.454	37.425	31.109	55.920	281.2	59:06.230								
								23	1	2:04.098	36.943	31.425	55.730	277.6	1:01:10.328								

Lap	D	Time	Sector 1	Sector 2	Sector 3	T. Spd	Elapsed	
1	2	2:35.457	1:00.075	34.808	1:00.574	248.3	2:35.457	
2	2	2:14.503	39.648	34.240	1:00.615	194.9	4:49.960	
3	2	2:10.299	39.181	32.259	58.859	272.7	7:00.259	
4	2	2:16.624	43.427	34.162	59.035	203.8	9:16.883	
5	2	2:11.879	39.117	32.743	1:00.019	274.1	11:28.762	
6	2	2:17.475	38.935	32.421	1:06.119	273.4	13:46.237	
7	2	2:11.886	39.362	32.684	59.840	272.7	15:58.123	
8	2	2:12.078	40.248	32.816	59.014	274.8	18:10.201	
9	2	5:22.281	B	38.954	32.467	4:10.860	270.7	23:32.482
10	2	2:24.543	55.081	31.870	57.592	270.7	25:57.025	
11	2	2:07.565	38.186	31.784	57.595	273.4	28:04.590	
12	2	2:07.534	38.097	32.358	57.079	274.1	30:12.124	
13	2	2:07.092	37.833	32.214	57.045	273.4	32:19.216	
14	2	4:32.680	B	37.700	32.252	3:22.728	272.7	36:51.896
15	1	2:37.245	58.501	33.899	1:04.845	262.1	39:29.141	
16	1	2:12.141	39.401	33.665	59.075	269.3	41:41.282	
17	1	2:09.351	38.337	32.573	58.441	272.0	43:50.633	
18	1	2:17.794	38.200	32.863	1:06.731	269.3	46:08.427	
19	1	4:33.088	1:11.445	1:22.961	1:58.682	78.8	50:41.515	
20	1	2:34.575	40.921	32.659	1:20.995	269.3	53:16.090	
21	1	2:21.771	47.402	34.358	1:00.011	241.6	55:37.861	
22	1	2:08.291	38.121	32.189	57.981	272.0	57:46.152	
23	1	2:18.185	41.230	35.522	1:01.433	270.7	1:00:04.337	

Lap	D	Time	Sector 1	Sector 2	Sector 3	T. Spd	Elapsed
1	1	4:22.464	2:39.417	35.514	1:07.533	262.8	4:22.464
2	1	2:22.228	43.127	34.365	1:04.736	268.7	6:44.692
3	1	2:20.201	42.681	34.012	1:03.508	269.3	9:04.893
4	1	2:18.035	41.348	33.538	1:03.149	270.7	11:22.928
5	1	<del>2:17.688</del>	41.511	33.508	<del>1:02.669</del>	268.0	13:40.616
6	1	2:16.817	40.957	33.421	1:02.439	270.0	15:57.433
7	1	2:15.525	40.308	33.392	1:01.825	272.0	18:12.958
8	1	2:18.052	41.268	33.584	1:03.200	271.4	20:31.010

Lap	D	Time	Sector 1	Sector 2	Sector 3	T. Spd	Elapsed	
1	1	3:07.215	1:20.831	37.257	1:09.127	238.4	3:07.215	
2	1	2:20.623	43.213	33.901	1:03.509	275.5	5:27.838	
3	1	2:17.811	41.105	33.242	1:03.464	273.4	7:45.649	
4	1	2:14.638	40.220	33.146	1:01.272	274.8	10:00.287	
5	1	<del>2:13.762</del>	40.050	32.949	<del>1:00.763</del>	276.2	12:14.049	
6	1	<del>2:14.862</del>	40.075	33.329	<del>1:01.458</del>	273.4	14:28.911	
7	1	2:13.970	39.535	33.137	1:01.298	274.1	16:42.881	
8	1	2:13.433	39.618	33.252	1:00.563	275.5	18:56.314	
9	1	2:21.669	B	38.785	34.133	1:08.751	274.1	21:17.983
10	2	5:28.389	3:56.993	32.710	58.686	273.4	26:46.372	
11	2	2:09.948	38.552	32.894	58.502	274.8	28:56.320	
12	2	<del>2:09.446</del>	38.355	32.630	<del>58.461</del>	276.9	31:05.766	
13	2	<del>2:09.434</del>	38.370	<del>32.644</del>	58.420	275.5	33:15.200	

# LE MANS CUP



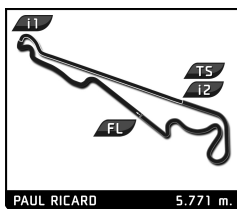
MLMC Collective Test Day  
Le Castellet Round  
Afternoon Test

## Sector Analysis

Lap under Red Flag    Invalidated Lap    Personal Best    Session Best    Crossing the pit lane

Lap	D	Time	Sector 1	Sector 2	Sector 3	T. Spd	Elapsed	Lap	D	Time	Sector 1	Sector 2	Sector 3	T. Spd	Elapsed
14	2	<b>2:09.372</b>	<b>37.944</b>	32.916	58.512	275.5	35:24.572	17	2	2:08.519	<b>37.442</b>	32.834	58.243	270.0	59:04.633
15	2	2:14.655 <b>B</b>	38.019	32.869	1:03.767	276.9	37:39.227	18	2	<b>2:08.483</b>	37.638	32.618	58.227	274.1	1:01:13.116
16	1	5:07.128	3:19.429	33.081	1:14.618	275.5	42:46.355	<b>24 Steller Motorsport</b> Audi R8 LMS GT3							
17	1	2:11.754	38.899	33.071	59.784	268.7	44:58.109	1. Darren MALKIN							
18	1	3:46.697	38.735	1:21.782	1:46.180	79.9	48:44.806	2. Kiern JEWISS							
19	1	3:13.362	1:11.129	1:01.063	1:01.170	246.6	51:58.168	1	2	3:02.410	1:26.622	34.966	1:00.822	246.6	3:02.410
20	1	2:10.986	38.501	32.625	59.860	275.5	54:09.154	2	2	2:18.120	40.143	33.294	1:04.683	271.4	5:20.530
21	1	<del>2:11.197</del>	39.656	<del>32.326</del>	59.125	275.5	56:20.261	3	2	<del>2:10.798</del>	38.949	33.143	<del>58.706</del>	270.7	7:31.328
22	1	<del>2:08.824</del>	37.948	<b>32.376</b>	<del>58.510</del>	275.5	58:29.095	4	2	2:11.360	39.139	32.959	59.262	271.4	9:42.688
23	1	<del>2:21.293</del> <b>B</b>	38.050	<del>33.240</del>	1:10.003	274.1	1:00:50.388	5	2	2:16.051 <b>B</b>	38.743	32.777	1:04.531	274.1	11:58.739
<b>20 High Class Racing</b> Ligier JS P320 - Nissan								<b>24 Steller Motorsport</b> Audi R8 LMS GT3							
1. Jens Reno MOLLER LMP3								1. Darren MALKIN							
2. Tommy FOSTER								2. Kiern JEWISS							
1	2	3:30.516	1:46.666	33.824	1:10.026	255.9	3:30.516	6	2	15:44.670	...	33.024	1:00.794	268.0	27:43.409
2	2	2:09.192	39.156	32.834	57.202	269.3	5:39.708	7	2	<b>2:07.630</b>	<b>37.419</b>	32.442	<b>57.769</b>	272.7	29:51.039
3	2	<del>2:08.793</del>	38.603	32.260	<del>57.840</del>	271.4	7:48.411	8	2	2:14.599 <b>B</b>	38.162	32.651	1:03.786	274.8	32:05.638
4	2	<del>2:12.054</del>	39.979	<del>32.737</del>	59.338	275.5	10:00.465	9	1	5:02.487	3:29.667	33.168	59.652	272.7	37:08.125
5	2	2:08.492	38.836	32.065	57.591	277.6	12:08.957	10	1	2:11.448	39.743	32.658	59.047	274.1	39:19.573
6	2	2:08.906	38.403	32.036	58.467	274.8	14:17.863	11	1	2:11.295	38.918	32.836	59.541	272.0	41:30.868
7	2	2:09.372	38.930	32.666	57.776	272.0	16:27.235	12	1	2:08.878	38.076	32.460	58.342	273.4	43:39.746
8	2	<del>2:07.614</del>	38.294	<del>32.032</del>	57.288	272.7	18:34.849	13	1	2:25.303	39.077	36.956	1:09.270	270.7	46:05.049
9	2	2:14.949 <b>B</b>	38.718	32.101	1:04.130	272.7	20:49.798	14	1	4:27.782 <b>B</b>	1:12.426	1:22.805	1:52.551	79.4	50:32.831
10	1	<del>6:48.088</del>	5:12.038	<del>34.917</del>	1:01.133	267.3	27:37.886	15	2	4:42.050 <b>B</b>	3:07.875	32.194	1:01.981	271.4	55:14.881
11	1	2:12.350	39.300	33.790	59.260	270.0	29:50.236	16	2	4:42.759 <b>B</b>	3:09.668	<b>32.037</b>	1:01.054	269.3	59:57.640
12	1	<del>2:09.681</del>	38.622	32.204	<del>58.855</del>	272.7	31:59.917	<b>26 Breton Racing</b> Ligier JS P320 - Nissan							
13	1	2:08.895	38.650	32.215	58.030	272.0	34:08.812	1. Ben STONE LMP3							
14	1	2:08.381	37.947	32.199	58.235	274.8	36:17.193	2. Dan SKOCDOPOLE							
15	1	2:14.034 <b>B</b>	38.708	32.196	1:03.130	276.9	38:31.227	1	1	3:16.024	1:35.733	36.469	1:03.822	256.5	3:16.024
16	1	12:53.552	...	1:22.421	1:23.350	79.5	51:24.779	2	1	2:16.986	41.420	34.231	1:01.335	267.3	5:33.010
17	1	2:04.170	36.885	<b>31.391</b>	55.894	270.7	53:28.949	3	1	2:14.541	40.557	33.306	1:00.678	270.0	7:47.551
18	1	2:04.186	36.691	31.695	55.800	272.7	55:33.135	4	1	2:28.846 <b>B</b>	40.510	33.602	1:14.734	269.3	10:16.397
19	1	<b>2:03.857</b>	<b>36.381</b>	31.578	55.898	274.8	57:36.992	5	1	4:00.425	2:27.044	33.436	59.945	271.4	14:16.822
20	1	2:06.450	38.041	32.257	56.152	272.7	59:43.442	6	1	2:12.250	39.643	33.530	59.077	266.0	16:29.072
21	1	2:20.903	36.565	49.352	<b>54.986</b>	270.7	1:02:04.345	7	1	2:11.258	39.338	32.651	59.269	271.4	18:40.330
<b>23 Biogas Motorsport</b> Ferrari 296 GT3								<b>26 Breton Racing</b> Ligier JS P320 - Nissan							
1. Josep MAYOLA COMADIR GT3								1. Ben STONE LMP3							
2. Marc CAROL YBARRA								2. Dan SKOCDOPOLE							
1	1	14:23.905	...	38.816	1:08.788	251.7	14:23.905	11	1	2:26.697	38.579	32.427	1:15.691	272.0	27:39.027
2	1	2:18.655	41.668	34.175	1:02.812	270.7	16:42.560	12	1	2:09.115	38.754	32.928	57.433	272.7	29:48.142
3	1	2:20.766	42.740	33.859	1:04.167	272.0	19:03.326	13	1	2:07.761	38.304	32.141	57.316	274.1	31:55.903
4	1	2:20.199	43.317	34.412	1:02.470	273.4	21:23.525	14	1	2:07.394	37.707	32.807	56.880	271.4	34:03.297
5	1	2:18.456	41.128	34.775	1:02.553	276.2	23:41.981	15	1	2:07.850	37.671	32.273	57.906	276.2	36:11.147
6	1	2:27.990 <b>B</b>	41.631	33.539	1:12.820	272.7	26:09.971	16	1	<del>2:07.650</del>	37.801	<del>32.153</del>	57.696	276.9	38:18.797
7	1	5:01.645	3:23.490	34.523	1:03.632	259.0	31:11.616	17	1	2:09.108	38.702	33.066	57.340	272.0	40:27.905
8	1	2:20.573	42.163	34.774	1:03.636	263.4	33:32.189	18	1	2:08.036	37.510	33.233	57.293	274.1	42:35.941
9	1	2:21.743	43.322	34.025	1:04.396	275.5	35:53.932	19	1	<del>2:06.109</del>	37.129	<del>32.211</del>	56.769	273.4	44:42.050
10	1	2:19.284	41.266	33.526	1:04.492	275.5	38:13.216	20	1	3:01.149 <b>B</b>	38.067	35.448	1:47.634	141.5	47:43.199
11	1	2:34.719 <b>B</b>	41.530	37.185	1:16.004	236.3	40:47.935	21	1	4:55.922	3:26.550	32.987	56.385	268.7	52:39.121
12	2	5:01.339	3:25.355	33.426	1:02.558	274.1	45:49.274	22	1	2:06.150	37.017	<b>31.682</b>	57.451	271.4	54:45.271
13	2	4:17.280	1:10.058	1:21.653	1:45.569	79.9	50:06.554	23	1	2:05.488	36.855	32.113	56.520	271.4	56:50.759
14	2	2:29.300	59.306	<b>32.169</b>	<b>57.825</b>	273.4	52:35.854	24	1	<b>2:04.359</b>	<b>36.388</b>	31.824	<b>56.147</b>	271.4	58:55.118
15	2	<del>2:09.321</del>	37.953	32.645	<del>58.723</del>	272.7	54:45.175	25	1	<del>2:04.819</del>	36.392	<del>32.031</del>	56.396	272.7	1:00:59.937
16	2	2:10.939	38.974	33.145	58.820	246.0	56:56.114	<b>27 P4 Racing</b> Ligier JS P320 - Nissan							
								1. Andrew FERGUSON LMP3							
								2. Louis HAMILTON-SMITH							
1	1	3:05.140	1:18.260	37.343	1:09.537	242.2	3:05.140								

# LE MANS CUP



MLMC Collective Test Day  
Le Castellet Round  
Afternoon Test

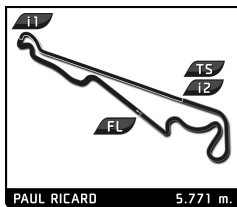
PAUL RICARD 5.771 m. Sector Analysis

Lap under Red Flag Invalidated Lap Personal Best Session Best B Crossing the pit lane

Lap	D	Time	Sector 1	Sector 2	Sector 3	T. Spd	Elapsed	Lap	D	Time	Sector 1	Sector 2	Sector 3	T. Spd	Elapsed
2	1	2:20.572	43.539	33.654	1:03.379	269.3	5:25.712	<b>34</b> Inter Europol Competition Ligier JS P320 - Nissan LMP3 1. Alexander BUKHANTSOV 2. Rik KOEN							
3	1	2:15.705	41.025	33.219	1:01.461	270.0	7:41.417	1	2	2:38.327	1:04.342	34.638	59.347	262.8	2:38.327
4	1	2:21.133	40.782	33.584	1:06.767	262.8	10:02.550	2	2	2:10.569	39.502	32.585	58.482	270.0	4:48.896
5	1	2:15.292	40.673	33.047	1:01.572	274.1	12:17.842	3	2	<del>2:11.066</del>	39.140	<del>32.718</del>	59.208	274.1	6:59.962
6	1	2:14.525	40.470	33.095	1:00.960	270.7	14:32.367	4	2	2:09.556	38.797	32.465	58.294	272.7	9:09.518
7	1	2:16.571	41.017	33.173	1:02.381	272.0	16:48.938	5	2	2:12.245	40.582	32.831	58.832	270.7	11:21.763
8	1	2:16.027	42.745	32.958	1:00.324	272.0	19:04.965	6	2	2:08.957	39.001	32.342	57.614	272.7	13:30.720
9	1	2:14.587	40.682	33.043	1:00.862	272.7	21:19.552	7	2	2:07.782	38.418	31.837	57.527	272.7	15:38.502
10	1	2:13.664	40.133	33.080	1:00.451	274.8	23:33.216	8	2	2:07.151	38.318	31.808	57.025	273.4	17:45.653
11	1	2:13.325	39.777	32.794	1:00.754	272.0	25:46.541	9	2	2:07.835	38.572	31.970	57.293	272.7	19:53.488
12	1	2:14.752	40.679	32.918	1:01.155	274.8	28:01.293	10	2	2:06.217	37.852	<b>31.215</b>	57.150	277.6	21:59.705
13	1	2:35.437 <b>B</b>	43.537	38.117	1:13.783	225.0	30:36.730	11	2	2:05.976	37.816	31.316	56.844	275.5	24:05.681
14	2	4:25.140	2:53.637	32.636	58.867	274.1	35:01.870	12	2	4:47.715 <b>B</b>	38.224	31.676	3:37.815	276.9	28:53.396
15	2	2:12.059	39.078	32.662	1:00.319	275.5	37:13.929	13	1	<del>2:27.400</del>	56.363	32.784	<del>58.253</del>	271.4	31:20.796
16	2	2:09.946	38.868	32.251	58.827	278.4	39:23.875	14	1	2:08.755	38.008	32.148	58.599	273.4	33:29.551
17	2	2:11.472	38.502	32.151	1:00.819	273.4	41:35.347	15	1	2:07.194	37.623	32.167	57.404	273.4	35:36.745
18	2	2:07.962	38.315	31.982	57.665	276.9	43:43.309	16	1	2:07.097	37.881	32.151	57.065	274.8	37:43.842
19	2	2:20.578	38.214	35.696	1:06.668	264.1	46:03.887	17	1	2:06.996	38.014	32.087	56.895	274.8	39:50.838
20	2	4:19.258	1:10.659	1:22.102	1:46.497	80.0	50:23.145	18	1	2:07.379	38.291	32.295	56.793	274.1	41:58.217
21	2	2:21.901	51.833	32.074	57.994	272.7	52:45.046	19	1	2:06.089	37.487	31.753	56.849	275.5	44:04.306
22	2	2:09.934	40.518	32.480	56.936	272.7	54:54.980	20	1	2:24.345	37.841	32.705	1:13.799	274.1	46:28.651
23	2	<b>2:06.083</b>	37.716	31.706	<b>56.661</b>	271.4	57:01.063	21	1	4:17.758 <b>B</b>	1:10.411	1:21.741	1:45.606	80.5	50:46.409
24	2	2:06.340	37.493	<b>31.659</b>	57.188	277.6	59:07.403	22	1	2:21.304	52.876	31.863	56.565	269.3	53:07.713
25	2	2:06.407	<b>37.386</b>	31.876	57.145	276.2	1:01:13.810	23	1	2:04.186	36.979	31.601	55.606	274.1	55:11.899
<b>29</b> MV2S Racing Ligier JS P320 - Nissan LMP3 1. Christophe CRESPIER 2. Maximus MAYER								<b>42</b> Steller Motorsport Duqueine M30 - D08 - Nissan LMP3 1. Sylvain GUINTOLI 2. Sennan FIELDING							
1	2	2:34.573	1:01.232	33.659	59.682	267.3	2:34.573	1	2	<del>2:59.658</del>	1:26.289	<del>33.151</del>	1:00.218	271.4	2:59.658
2	2	<del>2:10.221</del>	39.807	<del>32.588</del>	57.826	270.7	4:44.794	2	2	2:10.233	39.252	32.038	58.943	273.4	5:09.891
3	2	2:10.589	39.867	33.201	57.521	273.4	6:55.383	3	2	<del>2:09.082</del>	38.955	<del>32.111</del>	<del>58.016</del>	276.9	7:18.973
4	2	2:09.551	39.030	32.372	58.149	272.7	9:04.934	4	2	2:07.001	38.283	31.916	56.802	276.9	9:25.974
5	2	<del>6:10.300</del> <b>B</b>	39.135	<del>32.191</del>	4:58.974	274.8	15:15.234	5	2	<del>2:06.713</del>	38.295	<del>31.781</del>	56.637	279.8	11:32.687
6	2	2:23.290	54.567	32.030	56.693	272.0	17:38.524	6	2	2:15.065 <b>B</b>	38.422	31.798	1:04.845	279.8	13:47.752
7	2	2:06.527	38.171	31.893	56.463	273.4	19:45.051	7	1	6:23.781	4:51.455	33.330	58.996	274.1	20:11.533
8	2	2:05.850	37.784	31.692	56.374	275.5	21:50.901	8	1	2:09.575	39.337	31.863	58.375	279.8	22:21.108
9	2	<del>2:08.446</del>	37.984	<del>31.604</del>	58.858	279.1	23:59.347	9	1	2:19.663	38.792	31.854	1:09.017	280.5	24:40.771
10	2	2:05.661	37.625	32.114	55.922	274.1	26:05.008	10	1	2:16.725 <b>B</b>	39.465	32.027	1:05.233	279.8	26:57.496
11	2	<del>2:05.960</del>	37.955	<del>31.770</del>	56.235	275.5	28:10.968	11	1	5:04.633	3:28.466	35.232	1:00.935	262.1	32:02.129
12	2	5:03.230 <b>B</b>	37.472	31.850	3:53.908	276.9	33:14.198	12	1	2:07.958	38.502	31.626	57.830	279.1	34:10.087
13	1	2:30.191	57.627	32.591	59.973	274.1	35:44.389	13	1	2:08.267	38.220	31.387	58.660	284.2	36:18.354
14	1	2:09.719	39.039	32.659	58.021	273.4	37:54.108	14	1	2:08.762	38.779	31.330	58.653	285.0	38:27.116
15	1	<del>2:09.237</del>	38.410	<del>32.996</del>	57.831	275.5	40:03.345	15	1	2:08.611	38.664	31.373	58.574	282.7	40:35.727
16	1	2:07.756	38.510	32.356	56.890	275.5	42:11.101	16	1	2:14.138 <b>B</b>	38.421	31.254	1:04.463	281.2	42:49.865
17	1	2:08.752	38.045	33.052	57.655	275.5	44:19.853	17	2	7:10.335	4:06.472	1:20.327	1:43.536	81.6	50:00.200
18	1	2:37.606	38.188	32.945	1:26.473	273.4	46:57.459	18	2	2:26.602	1:01.151	31.102	54.349	276.2	52:26.802
19	1	4:09.695	1:12.337	1:22.482	1:34.876	79.9	51:07.154	19	2	<b>1:59.423</b>	<b>35.450</b>	<b>30.662</b>	<b>53.311</b>	276.9	54:26.225
20	1	<b>2:04.904</b>	37.299	31.794	<b>55.811</b>	271.4	53:12.058	20	2	2:12.632 <b>B</b>	35.783	31.176	1:05.673	279.8	56:38.857
21	1	<del>2:06.122</del>	37.280	31.917	<del>56.925</del>	273.4	55:18.180								
22	1	2:05.254	37.361	<b>31.519</b>	56.374	276.2	57:23.434								
23	1	2:05.280	<b>36.936</b>	31.924	56.420	274.8	59:28.714								
24	1	2:24.990 <b>B</b>	38.610	32.096	1:14.284	275.5	1:01:53.704								



# LE MANS CUP



MLMC Collective Test Day  
Le Castellet Round  
Afternoon Test

## Sector Analysis

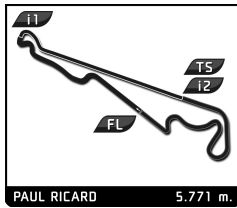
PAUL RICARD 5.771 m.

Lap under Red Flag Invalidated Lap Personal Best Session Best B Crossing the pit lane

Lap	D	Time	Sector 1	Sector 2	Sector 3	T. Spd	Elapsed	Lap	D	Time	Sector 1	Sector 2	Sector 3	T. Spd	Elapsed
<b>43</b> Inter Europol Competition Ligier JS P320 - Nissan 1. Timothy CRESWICK LMP3 2. Sebastian GRAVLUND															
1	1	2:36.811	1:03.804	33.873	59.134	266.7	2:36.811	22	1	2:09.323	36.722	36.240	56.361	255.3	1:00:01.849
2	1	2:10.116	39.282	32.185	58.649	272.0	4:46.927	1	2	2:22.497	50.806	33.085	58.606	270.7	2:22.497
3	1	2:11.952	38.878	32.261	1:00.813	275.5	6:58.879	2	2	2:11.795	39.822	32.515	59.458	274.8	4:34.292
4	1	2:09.959	38.812	32.589	58.558	272.0	9:08.838	3	2	2:10.310	38.640	32.139	59.531	279.1	6:44.602
5	1	2:10.363	38.764	32.263	59.336	274.8	11:19.201	4	2	2:08.086	38.621	32.144	57.321	276.2	8:52.688
6	1	2:09.729	39.115	32.260	58.354	272.7	13:28.930	5	2	2:07.785	38.537	32.202	57.046	276.2	11:00.473
7	1	2:08.800	38.489	32.229	58.082	272.0	15:37.730	6	2	2:09.427	39.102	32.180	58.145	276.9	13:09.900
8	1	2:10.937	38.794	33.327	58.816	274.1	17:48.667	7	2	2:07.590	38.229	32.099	57.262	276.9	15:17.490
9	1	2:11.447	39.148	32.952	59.347	270.7	20:00.114	8	2	2:06.995	38.161	31.976	56.858	276.2	17:24.485
10	1	2:10.479	38.742	32.382	59.355	276.2	22:10.593	9	2	2:18.635 B	39.296	32.480	1:06.859	277.6	19:43.120
11	1	2:07.937	38.247	32.377	57.313	275.5	24:18.530	10	1	4:45.510	3:13.467	32.770	59.273	277.6	24:28.630
12	1	2:07.408	38.264	31.980	57.164	274.8	26:25.938	11	1	2:08.552	38.164	32.670	57.718	276.2	26:37.182
13	1	2:22.733	46.586	34.483	1:01.664	274.1	28:48.671	12	1	2:08.384	38.551	32.136	57.697	278.4	28:45.566
14	1	3:49.250 B	38.253	32.415	2:38.582	274.1	32:37.921	13	1	2:06.681	37.777	32.002	56.902	276.2	30:52.247
15	2	2:25.951	55.280	32.951	57.720	274.8	35:03.872	14	1	2:08.678	37.995	32.028	58.655	277.6	33:00.925
16	2	2:08.058	37.875	32.020	58.163	279.8	37:11.930	15	1	2:08.755	37.886	31.797	59.072	281.2	35:09.680
17	2	2:09.070	39.116	32.807	57.147	276.2	39:21.000	16	1	2:08.334	38.646	32.291	57.397	280.5	37:18.014
18	2	2:07.717	38.009	32.521	57.187	276.2	41:28.717	17	1	2:08.515	38.414	31.818	58.283	283.5	39:26.529
19	2	2:05.398	37.119	31.753	56.526	276.2	43:34.115	18	1	2:31.317 B	50.098	32.945	1:08.274	278.4	41:57.846
20	2	2:13.600	37.777	32.628	1:03.195	273.4	45:47.715	19	1	4:29.173 B	2:40.253	33.052	1:15.868	275.5	46:27.019
21	2	4:17.617	1:10.793	1:21.861	1:44.963	80.1	50:05.332	20	2	5:20.475	3:13.342	1:10.144	56.989	224.5	51:47.494
22	2	2:26.607	59.017	31.644	55.946	270.7	52:31.939	21	2	2:01.590	35.998	31.266	54.326	274.8	53:49.084
23	2	2:03.741	36.660	31.472	55.609	272.7	54:35.680	22	2	2:05.383	36.401	31.284	57.698	276.9	55:54.467
24	2	2:04.508	36.952	31.545	56.011	273.4	56:40.188	23	2	2:00.858	35.606	31.233	54.019	278.4	57:55.325
25	2	2:03.007	36.399	31.514	55.094	273.4	58:43.195	24	2	2:04.936	35.912	31.949	57.075	274.8	1:00:00.261
26	2	2:03.067	36.324	31.559	55.184	274.1	1:00:46.262								
<b>44</b> Team Virage Ligier JS P320 - Nissan 1. Jamie FALVEY LMP3 2. Mihnea STEFAN															
1	2	3:01.775	1:23.957	34.751	1:03.067	260.9	3:01.775	1	1	3:06.377	1:19.382	36.732	1:10.263	240.0	3:06.377
2	2	2:09.743	39.018	32.269	58.456	268.0	5:11.518	2	1	2:20.517	43.550	34.070	1:02.897	265.4	5:26.894
3	2	2:11.366	40.598	32.638	58.130	272.7	7:22.884	3	1	2:19.751	40.865	34.732	1:04.154	230.3	7:46.645
4	2	2:09.524	38.797	32.459	58.268	270.7	9:32.408	4	1	2:16.465	40.717	33.348	1:02.400	273.4	10:03.110
5	2	2:09.749	38.993	32.551	58.205	274.1	11:42.157	5	1	2:16.405	41.554	33.478	1:01.373	275.5	12:19.515
6	2	2:10.290	39.435	32.595	58.260	272.7	13:52.447	6	1	2:16.452	40.381	34.730	1:01.341	264.7	14:35.967
7	2	5:42.426 B	39.067	32.351	4:31.008	272.7	19:34.873	7	1	2:17.062	40.232	33.654	1:02.176	271.4	16:53.029
8	2	2:29.220	53.489	31.663	1:04.068	273.4	22:04.093	8	1	4:06.826 B	42.354	33.718	2:50.754	272.0	20:59.855
9	2	2:06.595	38.237	31.943	56.415	274.1	24:10.688	9	1	2:34.966	59.064	34.436	1:01.466	272.0	23:34.821
10	2	2:08.799	38.431	32.214	58.154	272.7	26:19.487	10	1	2:13.825	40.142	33.156	1:00.527	270.7	25:48.646
11	2	2:08.891	38.230	31.769	58.892	274.8	28:28.378	11	1	2:13.363	39.650	33.051	1:00.662	273.4	28:02.009
12	2	2:06.032	37.614	31.763	56.655	273.4	30:34.410	12	1	2:13.322	40.171	33.168	59.983	259.6	30:15.331
13	2	6:15.061 B	44.757	33.230	4:57.074	272.7	36:49.471	13	1	2:14.295	38.980	34.352	1:00.963	248.8	32:29.626
14	1	2:23.659	54.327	32.404	56.928	272.7	39:13.130	14	1	2:14.518	39.524	35.438	59.556	270.7	34:44.144
15	1	2:06.812	37.677	31.838	57.297	272.7	41:19.942	15	1	2:10.832	38.875	32.662	59.295	275.5	36:54.976
16	1	2:05.461	37.419	31.788	56.254	275.5	43:25.403	16	1	2:13.405	39.480	32.349	1:01.576	277.6	39:08.381
17	1	4:36.245 B	37.479	33.154	3:25.612	269.3	48:01.648	17	1	2:12.662	39.394	33.040	1:00.228	274.1	41:21.043
18	1	3:40.550	1:20.858	1:21.286	58.406	115.1	51:42.198	18	1	4:53.640 B	39.460	32.452	3:41.728	276.9	46:14.683
19	1	2:03.914	37.005	31.816	55.093	269.3	53:46.112	19	2	4:30.262	1:23.623	1:21.989	1:44.650	79.9	50:44.945
20	1	2:03.225	36.805	31.601	54.819	272.7	55:49.337	20	2	2:06.688	39.799	31.737	55.152	271.4	52:51.633
21	1	2:03.189	36.769	31.436	54.984	275.5	57:52.526	21	2	2:04.310	36.785	30.983	56.542	277.6	54:55.943
22	2	2:03.089	37.245	31.159	54.685	272.7	59:55.615	22	2	2:03.089	37.245	31.159	54.685	272.7	56:59.032



# LE MANS CUP



MLMC Collective Test Day  
Le Castellet Round  
Afternoon Test

## Sector Analysis

Lap under Red Flag   Invalidated Lap   Personal Best   Session Best   Crossing the pit lane

Lap	D	Time	Sector 1	Sector 2	Sector 3	T. Spd	Elapsed	Lap	D	Time	Sector 1	Sector 2	Sector 3	T. Spd	Elapsed
23	2	2:01.142	35.966	30.987	54.189	275.5	59:00.174	22	1	2:04.711	36.699	31.641	56.371	275.5	1:01:19.540
24	2	2:00.451	35.735	31.034	53.682	278.4	1:01:00.625								

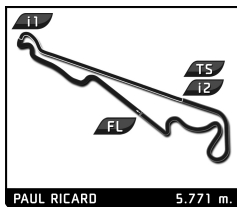
59		Team Virage		Ligier JS P320 - Nissan		LMP3	
		1.Oscar BITTAR					
		2.Ricardo GRACIA FILHO					
1	1	3:02.088	1:22.820	34.488	1:04.780	267.3	3:02.088
2	1	2:12.971	40.150	32.821	1:00.000	272.7	5:15.059
3	1	2:15.331	40.200	32.350	1:02.781	276.9	7:30.390
4	1	2:16.927	39.064	32.056	1:05.807	275.5	9:47.317
5	1	2:09.461	38.657	32.046	58.758	277.6	11:56.778
6	1	2:14.710	39.266	32.330	1:03.114	277.6	14:11.488
7	1	5:20.254 B	38.778	32.125	4:09.351	274.8	19:31.742
8	1	2:22.920	53.820	31.835	57.265	276.9	21:54.662
9	1	2:07.788	38.109	31.811	57.868	277.6	24:02.450
10	1	<del>2:09.303</del>	38.622	<del>32.905</del>	57.776	274.1	26:11.753
11	1	2:07.512	38.258	31.641	57.613	277.6	28:19.265
12	1	2:06.513	37.440	31.626	57.447	277.6	30:25.778
13	1	2:06.493	37.775	31.440	57.278	278.4	32:32.271
14	1	4:10.379 B	38.616	32.795	2:58.968	279.1	36:42.650
15	2	<del>2:23.710</del>	54.702	31.413	<del>57.595</del>	280.5	39:06.360
16	2	2:04.814	37.280	31.744	55.790	278.4	41:11.174
17	2	<del>2:03.934</del>	37.130	<del>31.107</del>	55.697	280.5	43:15.108
18	2	2:03.879	37.257	31.230	55.392	279.1	45:18.987
19	2	3:45.948	39.032	1:21.513	1:45.403	80.4	49:04.935
20	2	2:56.854	1:12.051	46.146	58.657	267.3	52:01.789
21	2	2:02.727	36.183	31.174	55.370	275.5	54:04.516
22	2	2:03.691	37.716	31.034	54.941	276.9	56:08.207
23	2	2:01.673	36.099	30.803	54.771	279.8	58:09.880
24	2	2:53.550 B	36.029	30.832	1:46.689	279.8	1:01:03.430

62		Bretton Racing		Ligier JS P320 - Nissan		LMP3	
		1.Romain IANNETTA					
		2.Szymon LADNIAK					
1	1	2:54.560	1:15.291	34.890	1:04.379	260.9	2:54.560
2	1	2:15.266	40.759	33.240	1:01.267	269.3	5:09.826
3	1	2:15.381	40.887	33.367	1:01.127	271.4	7:25.207
4	1	2:13.571	39.593	33.830	1:00.148	270.7	9:38.778
5	1	2:11.901	39.871	32.898	59.132	274.1	11:50.679
6	1	2:12.249	40.143	32.925	59.181	273.4	14:02.928
7	1	2:11.743	39.330	32.689	59.724	270.7	16:14.671
8	1	2:10.661	39.536	32.598	58.527	273.4	18:25.332
9	1	2:10.942	39.183	32.757	59.002	271.4	20:36.274
10	1	2:18.040 B	39.197	32.449	1:06.394	276.2	22:54.314
11	2	5:50.033 B	4:06.792	32.976	1:10.265	273.4	28:44.347
12	2	2:25.202	54.849	32.183	58.170	273.4	31:09.549
13	2	2:17.079	39.372	32.259	1:05.448	274.8	33:26.628
14	2	2:38.943 B	51.646	39.176	1:08.121	200.0	36:05.571
15	1	6:01.708	4:28.841	33.325	59.542	273.4	42:07.279
16	1	2:08.531	38.190	32.499	57.842	272.7	44:15.810
17	1	2:29.191 B	37.714	32.686	1:18.791	273.4	46:45.001
18	1	6:11.572	4:41.156	32.302	58.114	270.7	52:56.573
19	1	2:06.049	37.199	32.078	56.772	272.7	55:02.622
20	1	2:06.936	37.558	31.907	57.471	278.4	57:09.558
21	1	2:05.271	37.004	31.885	56.382	271.4	59:14.829

67		Haegeli by T2 Racing		Duqueine M30 - D08 - Nissan		LMP3	
		1.Pieder DECURTINS					
		2.Samir BEN					
1	1	3:55.808	2:07.890	45.646	1:02.272	206.9	3:55.808
2	1	2:16.552	40.239	34.177	1:02.136	236.3	6:12.360
3	1	2:11.481	39.409	32.973	59.099	274.1	8:23.841
4	1	2:10.465	38.792	32.973	58.700	275.5	10:34.306
5	1	2:09.671	38.921	32.265	58.485	278.4	12:43.977
6	1	2:08.875	38.699	32.370	57.806	276.2	14:52.852
7	1	2:08.405	38.394	32.010	58.001	275.5	17:01.257
8	1	2:24.106 B	38.796	39.549	1:05.761	276.2	19:25.363
9	2	4:32.941	3:02.426	32.389	58.126	277.6	23:58.304
10	2	2:09.280	38.300	33.540	57.440	276.2	26:07.584
11	2	2:05.939	37.703	31.946	56.290	277.6	28:13.523
12	2	2:05.925	37.367	31.675	56.883	279.1	30:19.448
13	2	2:04.969	37.442	31.321	56.206	280.5	32:24.417
14	2	2:04.391	36.921	31.404	56.066	279.1	34:28.808
15	2	2:03.947	36.609	31.149	56.189	280.5	36:32.755
16	2	2:12.367 B	37.709	31.577	1:03.081	282.0	38:45.122
17	1	3:58.365	2:30.324	31.163	56.878	280.5	42:43.487
18	1	2:05.765	37.490	31.414	56.861	279.1	44:49.252
19	1	3:37.174	39.042	1:12.487	1:45.645	79.9	48:26.426
20	1	3:29.915 B	1:10.564	1:14.311	1:05.040	207.3	51:56.341
21	2	3:40.662	2:14.247	31.069	55.346	276.9	55:37.003
22	2	<del>2:00.596</del>	35.629	<del>30.675</del>	54.292	279.1	57:37.599
23	2	2:01.707	36.469	30.808	54.430	277.6	59:39.306
24	2	2:00.755	35.455	30.765	54.535	278.4	1:01:40.061

71		Rinaldi Racing		Ligier JS P320 - Nissan		LMP3	
		1.Stefan AUST					
		2.Felipe FERNANDEZ-LASER					
1	2	2:50.447	1:17.539	33.822	59.086	262.1	2:50.447
2	2	2:08.433	38.473	32.832	57.128	268.0	4:58.880
3	2	<del>2:08.064</del>	38.383	32.567	<del>57.114</del>	272.7	7:06.944
4	2	<del>2:08.989</del>	38.895	<del>32.833</del>	57.261	272.0	9:15.933
5	2	2:10.176	39.294	32.890	57.992	276.2	11:26.109
6	2	2:14.757 B	38.896	32.833	1:03.028	273.4	13:40.866
7	1	5:05.398	3:31.039	33.570	1:00.789	273.4	18:46.264
8	1	2:11.090	39.420	32.832	58.838	273.4	20:57.354
9	1	2:11.238	39.333	33.026	58.879	275.5	23:08.592
10	1	2:10.926	38.716	32.948	59.262	273.4	25:19.518
11	1	2:10.085	38.984	32.529	58.572	273.4	27:29.603
12	1	2:08.996	38.400	32.469	58.127	275.5	29:38.599
13	1	2:09.423	38.152	32.422	58.849	275.5	31:48.022
14	1	2:09.352	38.102	32.559	58.691	274.1	33:57.374
15	1	2:17.221	38.102	32.825	1:06.294	278.4	36:14.595
16	1	2:08.530	38.357	32.192	57.981	277.6	38:23.125
17	1	2:08.613	37.884	32.124	58.605	276.9	40:31.738
18	1	2:08.043	38.050	32.214	57.779	276.9	42:39.781
19	1	2:14.613 B	38.230	32.188	1:04.195	276.2	44:54.394
20	2	6:25.188	3:40.406	1:22.218	1:22.564	79.9	51:19.582
21	2	2:03.016	36.361	31.683	54.972	273.4	53:22.598
22	2	2:02.844	36.087	31.531	55.226	274.8	55:25.442

# LE MANS CUP



MLMC Collective Test Day  
Le Castellet Round  
Afternoon Test

PAUL RICARD 5.771 m. Sector Analysis

Lap under Red Flag Invalidated Lap Personal Best Session Best B Crossing the pit lane

Lap	D	Time	Sector 1	Sector 2	Sector 3	T. Spd	Elapsed	Lap	D	Time	Sector 1	Sector 2	Sector 3	T. Spd	Elapsed							
23	2	2:02.832	36.095	31.395	55.342	274.8	57:28.274	<b>83</b>	1	4:12.494	2:18.308	44.932	1:09.254	167.2	4:12.494							
24	2	<b>2:02.157</b>	<b>35.914</b>	<b>31.321</b>	54.922	276.9	59:30.431									2	2:18.024	42.551	34.391	1:01.082	257.8	6:30.518
25	2	2:02.806	36.461	31.501	<b>54.844</b>	277.6	1:01:33.237									3	2:14.079	40.352	33.197	1:00.530	271.4	8:44.597

<b>73</b>		Proton Huber Competition		Porsche 911 GT3 R (992)	
		1. Jörg DREISOW		GT3	
		2. Manuel LAUCK			

1	1	3:33.382	1:50.879	36.472	1:06.031	239.5	3:33.382
2	1	2:15.482	40.861	33.683	1:00.938	272.7	5:48.864
3	1	2:15.217	40.159	33.526	1:01.532	272.0	8:04.081
4	1	2:14.774	39.925	33.379	1:01.470	258.4	10:18.855
5	1	2:15.722	40.107	33.703	1:01.912	260.9	12:34.577
6	1	2:21.489 <b>B</b>	40.342	33.168	1:07.979	274.8	14:56.066
7	1	4:15.509	2:39.946	33.825	1:01.738	267.3	19:11.575
8	1	2:12.917	39.206	32.984	1:00.727	276.2	21:24.492
9	1	2:14.338	40.124	33.338	1:00.876	276.9	23:38.830
10	1	2:13.172	39.497	33.047	1:00.628	274.1	25:52.002
11	1	2:13.744	39.681	32.803	1:01.260	276.2	28:05.746
12	1	2:22.942 <b>B</b>	39.736	33.659	1:09.547	259.6	30:28.688
13	2	<del>4:38.708</del>	3:06.608	32.515	<del>59.585</del>	278.4	35:07.396
14	2	2:09.902	38.182	32.427	59.293	278.4	37:17.298
15	2	2:08.345	38.229	32.085	58.031	279.1	39:25.643
16	2	<del>2:07.810</del>	37.962	31.864	<del>57.984</del>	279.1	41:33.453
17	2	<del>2:07.925</del>	37.830	<del>32.300</del>	57.795	278.4	43:41.378
18	2	2:16.025 <b>B</b>	37.539	34.324	1:04.162	276.2	45:57.403
19	2	6:00.133	3:51.302	1:10.673	58.158	219.1	51:57.536
20	2	2:05.893	37.142	31.993	<b>56.758</b>	274.8	54:03.429
21	2	2:08.540	38.181	31.721	58.638	279.1	56:11.969
22	2	2:05.297	36.808	<b>31.655</b>	56.834	278.4	58:17.266
23	2	<b>2:05.130</b>	<b>36.413</b>	31.694	57.023	276.2	1:00:22.396

<b>77</b>		Team Thor		Ligier JS P320 - Nissan	
		1. Audunn GUDMUNDSSON		LMP3	
		2. Colin NOBLE			

1	2	4:00.269	2:28.839	33.639	57.791	264.7	4:00.269
2	2	2:10.540	39.043	32.789	58.708	270.7	6:10.809
3	2	<del>2:09.481</del>	38.539	32.706	<del>58.236</del>	270.0	8:20.290
4	2	2:09.641	38.475	32.678	58.488	272.7	10:29.931
5	2	<del>2:16.307</del> <b>B</b>	38.553	32.656	<del>1:05.098</del>	272.7	12:46.238
6	2	<del>10:40.787</del>	9:11.284	32.323	<del>57.180</del>	274.1	23:27.025
7	2	2:08.664	37.978	32.224	58.462	272.0	25:35.689
8	2	<del>2:14.453</del> <b>B</b>	38.028	<del>32.358</del>	1:04.067	273.4	27:50.142
9	1	6:20.991	4:51.160	32.044	57.787	272.0	34:11.133
10	1	2:08.210	37.816	32.291	58.103	273.4	36:19.343
11	1	2:08.550	38.377	32.079	58.094	277.6	38:27.893
12	1	2:28.576 <b>B</b>	38.359	33.252	1:16.965	274.1	40:56.469
13	1	4:25.329	2:54.776	32.865	57.688	263.4	45:21.798
14	1	3:55.636	47.309	1:22.203	1:46.124	80.1	49:17.434
15	1	2:46.035	1:10.504	38.598	56.933	270.0	52:03.469
16	1	2:06.248	37.121	31.551	57.576	272.7	54:09.717
17	1	2:09.191	38.289	31.650	59.252	274.8	56:18.908
18	1	2:05.280	37.178	31.453	56.649	274.1	58:24.188
19	1	<b>2:03.972</b>	<b>36.774</b>	<b>31.165</b>	<b>56.033</b>	273.4	1:00:28.160

<b>83</b>		Iron Dames		Lamborghini Huracan GT3 EVO2	
		1. Celia MARTIN		GT3	
		2. Karen GAILLARD			

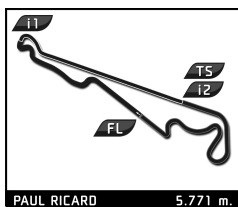
1	1	4:12.494	2:18.308	44.932	1:09.254	167.2	4:12.494
2	1	2:18.024	42.551	34.391	1:01.082	257.8	6:30.518
3	1	2:14.079	40.352	33.197	1:00.530	271.4	8:44.597
4	1	2:13.453	39.724	33.195	1:00.534	271.4	10:58.050
5	1	3:16.444	1:42.536	33.418	1:00.490	271.4	14:14.494
6	1	2:12.729	39.869	33.301	59.559	271.4	16:27.223
7	1	2:12.645	39.859	33.066	59.720	272.7	18:39.868
8	1	2:11.042	39.318	32.898	58.826	272.7	20:50.910
9	1	2:10.956	38.986	32.659	59.311	275.5	23:01.866
10	1	2:09.911	38.650	32.463	58.798	274.1	25:11.777
11	1	2:12.296	38.782	33.808	59.706	267.3	27:24.073
12	1	<del>2:11.450</del>	38.809	<del>33.311</del>	59.330	271.4	29:35.523
13	1	2:17.070 <b>B</b>	38.540	32.858	1:05.672	272.7	31:52.593
14	2	4:17.075	2:46.004	32.337	58.734	275.5	36:09.668
15	2	<del>2:07.879</del>	38.167	<del>31.947</del>	57.765	275.5	38:17.547
16	2	2:13.850 <b>B</b>	37.748	31.953	1:04.149	274.8	40:31.397
17	2	<del>3:10.845</del>	1:40.762	<del>32.869</del>	57.214	264.7	43:42.242
18	2	2:17.496	37.663	36.322	1:03.511	273.4	45:59.738
19	2	4:19.544	1:10.702	1:22.381	1:46.461	79.8	50:19.282
20	2	2:23.197	53.549	32.862	56.786	252.3	52:42.479
21	2	2:05.221	36.736	32.080	56.405	270.0	54:47.700
22	2	2:06.085	36.850	32.641	56.594	257.8	56:53.785
23	2	<b>2:04.712</b>	36.691	<b>31.952</b>	<b>56.069</b>	268.0	58:58.497
24	2	<del>2:11.416</del> <b>B</b>	<b>36.480</b>	<del>32.206</del>	1:02.730	268.0	1:01:09.913

<b>84</b>		ANS Motorsport		Ligier JS P320 - Nissan	
		1. Julien LEMOINE		LMP3	
		2. Paul TROJANI			

1	1	2:29.180	54.442	34.251	1:00.487	262.1	2:29.180
2	1	2:14.547	39.899	33.841	1:00.807	266.0	4:43.727
3	1	2:16.457	40.518	33.846	1:02.093	269.3	7:00.184
4	1	2:14.487	40.378	33.637	1:00.472	270.7	9:14.671
5	1	2:14.343	39.992	33.413	1:00.938	271.4	11:29.014
6	1	2:15.053	40.893	33.398	1:00.762	272.0	13:44.067
7	1	2:13.911	39.928	33.371	1:00.612	272.0	15:57.978
8	1	2:15.660	39.994	33.966	1:01.700	274.1	18:13.638
9	1	2:12.044	39.951	33.247	58.846	270.0	20:25.682
10	1	2:11.951	39.548	33.179	59.224	272.0	22:37.633
11	1	2:10.898	38.865	32.794	59.239	271.4	24:48.531
12	1	2:18.597 <b>B</b>	39.134	33.015	1:06.448	272.7	27:07.128
13	2	5:05.176	3:28.224	33.050	1:03.902	230.8	32:12.304
14	2	2:05.263	36.911	31.803	56.549	272.7	34:17.567
15	2	2:06.731	37.702	32.010	57.019	275.5	36:24.298
16	2	<del>2:10.338</del>	37.638	<del>33.432</del>	59.268	271.4	38:34.636
17	2	2:07.145	37.271	32.360	57.514	273.4	40:41.781
18	2	2:14.983 <b>B</b>	37.486	32.113	1:05.384	274.8	42:56.764
19	2	6:57.620	3:42.983	1:22.434	1:52.203	79.8	49:54.384
20	2	2:34.942	1:08.392	31.579	54.971	268.7	52:29.326
21	2	2:03.347	36.621	31.375	55.351	270.7	54:32.673
22	2	<b>2:02.789</b>	36.402	31.618	<b>54.769</b>	270.7	56:35.462
23	2	2:03.121	<b>36.194</b>	<b>31.296</b>	55.631	272.0	58:38.583



# LE MANS CUP



MLMC Collective Test Day  
Le Castellet Round  
Afternoon Test

## Sector Analysis

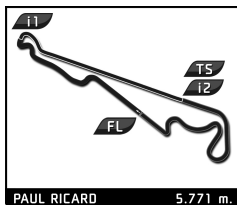
PAUL RICARD 5.771 m.

Lap under Red Flag Invalidated Lap Personal Best Session Best Crossing the pit lane

Lap	D	Time	Sector 1	Sector 2	Sector 3	T. Spd	Elapsed	Lap	D	Time	Sector 1	Sector 2	Sector 3	T. Spd	Elapsed
24	2	2:03.009	36.473	31.383	55.153	270.7	1:00:41.592								
<b>85</b>		<b>R-ace GP</b>					Duqueine M30 - D08 - Nissan								
		1.Fabien MICHAL					LMP3								
		2.Hadrien DAVID													
1	2	4:22.141	2:49.934	33.351	58.856	252.3	4:22.141								
2	2	2:08.903	38.418	32.118	58.367	274.1	6:31.044								
3	2	2:07.949	38.750	32.179	57.020	274.1	8:38.993								
4	2	2:06.859	38.012	32.007	56.840	275.5	10:45.852								
5	2	2:06.309	37.853	31.907	56.549	276.2	12:52.161								
6	2	2:05.872	37.713	31.717	56.442	276.9	14:58.033								
7	2	2:13.579 <b>B</b>	37.648	31.690	1:04.241	275.5	17:11.612								
8	2	8:22.586	6:54.574	32.008	56.004	272.7	25:34.198								
9	2	2:04.457	36.866	31.540	56.051	276.2	27:38.655								
10	2	2:03.982	37.523	31.116	55.343	276.9	29:42.637								
11	2	2:03.276	36.347	31.081	55.848	279.8	31:45.913								
12	2	2:02.182	36.039	31.196	54.947	276.9	33:48.095								
13	2	2:11.780 <b>B</b>	36.416	31.124	1:04.240	279.8	35:59.875								
14	1	5:07.879	3:29.315	32.007	1:06.557	276.2	41:07.754								
15	1	2:03.752	36.996	31.561	55.195	276.9	43:11.506								
16	1	2:03.125	36.410	31.651	55.064	276.2	45:14.631								
17	1	3:47.732	38.447	1:22.680	1:46.605	78.9	49:02.363								
18	1	2:55.868	1:11.492	48.604	55.772	258.4	51:58.231								
19	1	2:05.338	37.102	31.631	56.605	276.9	54:03.569								
20	1	2:03.422	37.406	31.078	54.938	276.2	56:06.991								
21	1	2:01.180	35.720	30.967	54.493	277.6	58:08.171								
22	1	2:03.532	35.760	32.429	55.343	275.5	1:00:11.703								
<b>87</b>		<b>COOL Racing</b>					Ligier JS P320 - Nissan								
		1.James SWEETNAM					LMP3								
		2.Adrien CLOSMENIL													
1	1	3:14.578	1:39.635	33.947	1:00.996	264.7	3:14.578								
2	1	2:13.890	40.182	33.806	59.902	270.0	5:28.468								
3	1	2:15.278	41.257	32.942	1:01.079	274.1	7:43.746								
4	1	2:12.640	39.438	32.738	1:00.464	272.7	9:56.386								
5	1	2:10.927	39.117	32.637	59.173	275.5	12:07.313								
6	1	2:11.322	39.191	32.328	59.803	276.9	14:18.635								
7	1	2:11.029	39.122	32.491	59.416	276.2	16:29.664								
8	1	2:17.904 <b>B</b>	39.471	32.316	1:06.117	277.6	18:47.568								
9	2	5:47.374	4:18.141	32.232	57.001	276.2	24:34.942								
10	2	2:05.723	37.731	31.866	56.126	276.2	26:40.665								
11	2	2:05.979	37.897	31.935	56.147	276.2	28:46.644								
12	2	2:06.035	37.606	31.764	56.665	276.9	30:52.679								
13	2	2:06.497	38.003	32.008	56.486	278.4	32:59.176								
14	2	2:06.797	37.401	31.848	57.548	279.1	35:05.973								
15	2	2:06.216	37.204	31.680	57.332	280.5	37:12.189								
16	2	2:13.631 <b>B</b>	37.655	31.593	1:04.383	281.2	39:25.820								
17	1	5:35.653	4:04.437	32.008	59.208	273.4	45:01.473								
18	1	3:44.713	38.094	1:21.402	1:45.217	80.1	48:46.186								
19	1	3:07.848	1:10.552	1:00.221	57.075	247.7	51:54.034								
20	1	2:04.973	37.073	31.628	56.272	272.0	53:59.007								
21	1	2:03.988	36.530	31.500	55.958	275.5	56:02.995								
22	1	2:03.596	36.605	31.323	55.668	275.5	58:06.591								
23	1	2:04.312	36.717	31.903	55.692	272.7	1:00:10.903								
<b>88</b>		<b>AF Corse</b>					Ferrari 296 GT3								
		1.Custodio TOLEDO					GT3								
		2.Riccardo AGOSTINI													
1	2	3:42.562	2:02.371	40.033	1:00.158	229.3	3:42.562								
2	2	2:10.187	38.853	32.603	58.731	268.0	5:52.749								
3	2	2:10.222	38.385	32.454	59.383	270.7	8:02.971								
4	2	2:09.840	38.788	32.511	58.541	271.4	10:12.811								
5	2	2:09.376	38.265	32.455	58.656	272.0	12:22.187								
6	2	2:15.237 <b>B</b>	38.285	33.511	1:03.441	272.7	14:37.424								
<b>91</b>		<b>Blackthorn</b>					Aston Martin Vantage GT3 EVO								
		1.Claude BOVET					GT3								
		2.David MCDONALD													
1	2	3:17.928	1:40.414	33.944	1:03.570	266.7	3:17.928								
2	2	2:12.770	39.759	33.332	59.679	268.7	5:30.698								
3	2	2:14.466	39.530	33.338	1:01.598	270.0	7:45.164								
4	2	2:13.349	39.611	33.043	1:00.695	270.7	9:58.513								
5	2	4:38.042 <b>B</b>	39.663	33.162	1:25.217	272.0	14:36.555								
6	1	2:39.564	1:01.507	34.621	1:03.436	266.7	17:16.119								
7	1	2:15.730	41.082	33.816	1:00.832	269.3	19:31.849								
8	1	2:14.999	40.529	33.494	1:00.976	270.7	21:46.848								
9	1	2:14.065	39.567	33.179	1:01.319	272.0	24:00.913								
10	1	2:15.458	39.657	34.577	1:01.224	269.3	26:16.371								
11	1	2:13.318	39.667	33.115	1:00.536	270.0	28:29.689								
12	1	2:12.227	39.586	33.001	59.640	270.0	30:41.916								
13	1	2:12.353	39.535	33.010	59.808	270.7	32:54.269								
14	1	2:14.285	40.560	33.010	1:00.715	272.7	35:08.554								
15	1	2:12.162	39.258	33.069	59.835	273.4	37:20.716								
16	1	2:11.034	39.133	32.736	59.165	274.1	39:31.750								
17	1	4:07.574 <b>B</b>	39.712	33.560	2:54.302	259.6	43:39.324								
18	1	2:46.715	56.048	33.200	1:17.467	271.4	46:26.039								
19	1	4:19.213	1:11.035	1:22.234	1:45.944	79.8	50:45.252								
20	1	2:13.863	42.355	32.464	59.044	269.3	52:59.115								
21	1	2:08.897	38.302	32.194	58.401	271.4	55:08.012								
22	1	4:17.024 <b>B</b>	40.440	35.861	3:00.723	241.6	59:25.036								
<b>97</b>		<b>COOL Racing</b>					Ligier JS P320 - Nissan								
		1.Adrien CHILA					LMP3								
		2.David DROUX													
1	2	3:07.008	1:33.612	34.106	59.290	252.3	3:07.008								
2	2	2:08.875	39.520	32.591	56.764	264.1	5:15.883								
3	2	2:08.120	39.016	32.031	57.073	271.4	7:24.003								
4	2	2:07.056	38.581	31.735	56.740	277.6	9:31.059								
5	2	2:06.932	38.405	31.672	56.855	276.9	11:37.991								
6	2	2:05.082	37.722	31.221	56.129	277.6	13:43.073								
7	2	2:05.814	38.157	31.650	56.007	275.5	15:48.887								
8	2	2:04.533	37.327	31.636	55.570	278.4	17:53.420								
9	2	2:04.100	37.146	31.494	55.460	278.4	19:57.520								
10	2	2:10.191 <b>B</b>	37.767	31.250	1:01.174	279.8	22:07.711								
11	1	5:06.809	3:37.686	32.401	56.722	276.9	27:14.520								
12	1	2:06.497	37.724	31.982	56.791	276.9	29:21.017								
13	1	2:06.545	37.876	32.031	56.638	277.6	31:27.562								



# LE MANS CUP



MLMC Collective Test Day  
Le Castellet Round  
Afternoon Test

PAUL RICARD 5.771 m.

## Sector Analysis

Lap under Red Flag   Invalidated Lap   ■ Personal Best   ■ Session Best   **B** Crossing the pit lane

Lap	D	Time	Sector 1	Sector 2	Sector 3	T. Spd	Elapsed	Lap	D	Time	Sector 1	Sector 2	Sector 3	T. Spd	Elapsed
17	1	2:04.968	37.291	31.491	56.186	282.0	39:51.050								
18	1	<span style="background-color: green;">2:03.803</span>	37.060	31.450	<span style="background-color: green;">55.293</span>	279.1	41:54.853								
19	1	2:18.247 <b>B</b>	<span style="background-color: green;">36.650</span>	33.111	1:08.486	240.0	44:13.100								

99	<b>More Motorsport</b>		Ligier JS P320 - Nissan	
	1. Mark VAN DER SNEL		LMP3	
	2. Max VAN DER SNEL			

1	1	2:55.432	1:16.473	34.675	1:04.284	261.5	2:55.432
2	1	2:15.587	40.709	33.122	1:01.756	264.1	5:11.019
3	1	2:15.270	40.778	32.888	1:01.604	270.0	7:26.289
4	1	2:13.383	40.192	32.924	1:00.267	272.0	9:39.672
5	1	2:12.591	39.654	32.573	1:00.364	276.2	11:52.263
6	1	2:13.539	40.469	32.623	1:00.447	272.7	14:05.802
7	1	2:21.457 <b>B</b>	39.398	33.951	1:08.108	264.1	16:27.259
8	2	<del>2:57.865</del>	2:24.470	<del>33.278</del>	1:00.117	270.0	20:25.124
9	2	2:16.033 <b>B</b>	38.476	32.082	1:05.475	273.4	22:41.157
10	2	4:53.305	3:21.637	33.037	58.631	272.0	27:34.462
11	2	2:08.595	38.974	31.924	57.697	273.4	29:43.057
12	2	2:06.990	38.384	31.789	56.817	272.7	31:50.047
13	2	2:06.006	<span style="background-color: green;">37.351</span>	31.914	56.741	275.5	33:56.053
14	2	<span style="background-color: green;">2:05.597</span>	37.376	32.026	<span style="background-color: green;">56.195</span>	277.6	36:01.650
15	2	2:16.743 <b>B</b>	38.416	32.526	1:05.801	276.2	38:18.393
16	1	<del>4:07.981</del>	2:36.700	32.339	<del>58.942</del>	273.4	42:26.374
17	1	2:08.743	38.245	32.660	57.838	273.4	44:35.117
18	1	2:59.581	37.754	36.106	1:45.721	100.8	47:34.698
19	1	3:53.557	1:10.963	1:22.305	1:20.289	79.6	51:28.255
20	1	2:06.734	37.378	32.092	57.264	268.7	53:34.989
21	1	2:06.270	38.008	<span style="background-color: green;">31.366</span>	56.896	272.7	55:41.259
22	1	2:06.337	37.497	31.674	57.166	277.6	57:47.596
23	1	2:07.625	38.845	32.104	56.676	274.1	59:55.221
24	1	2:05.683	37.569	31.635	56.479	273.4	1:02:00.904