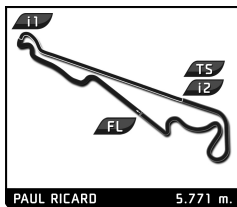




LE MANS CUP



Michelin Le Mans Cup Le Castellet Round Free Practice 1

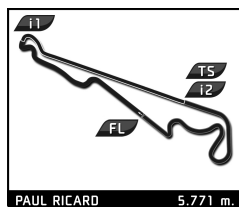
PAUL RICARD 5.771 m.

Sector Analysis

Lap under Red Flag Invalidated Lap Personal Best Session Best Crossing the pit lane

Lap	D	Time	Sector 1	Sector 2	Sector 3	T. Spd	Elapsed	Lap	D	Time	Sector 1	Sector 2	Sector 3	T. Spd	Elapsed	
2	CD Sport 1. Shahan SARKISSIAN 2. Willyam GOSSELIN							Ligier JS P320 - Nissan LMP3								
	1	2	4:56.107	2:48.984	33.937	1:33.186	268.7	4:56.107	24	1	1:52.707	33.392	29.223	50.092	284.2	58:45.949
	2	2	2:08.310	43.815	32.002	52.493	272.0	7:04.417	25	1	1:51.932	33.203	29.217	49.512	283.5	1:00:37.881
	3	2	1:54.373	34.341	29.460	50.572	279.1	8:58.790								
	4	2	1:53.172	33.687	29.377	50.108	279.8	10:51.962								
	5	2	2:02.371	34.227	33.051	55.093	241.1	12:54.333								
	6	2	1:52.898	33.114	29.885	49.899	277.6	14:47.231								
	7	2	1:52.422	33.344	29.315	49.763	279.8	16:39.653								
	8	2	7:43.030 B	33.787	29.480	6:39.763	279.1	24:22.683								
	9	2	2:11.467	50.708	30.129	50.630	274.8	26:34.150								
	10	2	1:52.903	33.388	29.291	50.224	279.8	28:27.053								
	11	2	1:52.732	33.406	29.449	49.877	279.8	30:19.785								
	12	2	3:44.864 B	33.203	29.390	2:42.271	279.8	34:04.649								
	13	2	2:09.948	49.791	29.297	50.860	280.5	36:14.597								
	14	2	1:52.566	33.165	29.398	50.003	281.2	38:07.163								
	15	2	3:39.496 B	33.233	29.247	2:37.016	282.7	41:46.659								
	16	1	2:19.951	52.772	29.688	57.491	280.5	44:06.610								
	17	1	1:55.629	34.289	29.541	51.799	279.1	46:02.239								
	18	1	1:54.895	34.047	29.618	51.230	277.6	47:57.134								
	19	1	1:55.273	34.133	29.461	51.679	280.5	49:52.407								
	20	1	3:35.221 B	33.869	29.436	2:31.916	280.5	53:27.628								
	21	1	2:13.394	52.701	29.566	51.127	279.1	55:41.022								
	22	1	1:55.222	33.637	30.241	51.344	279.1	57:36.244								
	23	1	1:54.430	33.921	29.533	50.976	279.8	59:30.674								
24	1	1:53.553	33.531	29.355	50.667	280.5	1:01:24.227									
6	ANS Motorsport 1. Clément MORENO 2. Nicolas SCHATZ							Ligier JS P320 - Nissan LMP3								
	1	2	2:23.857	55.877	32.921	55.059	262.8	2:23.857								
	2	2	2:55.613	35.694	42.363	1:37.556	79.8	5:19.470								
	3	2	1:58.071	36.456	29.567	52.048	281.2	7:17.541								
	4	2	1:54.098	33.535	29.903	50.660	278.4	9:11.639								
	5	2	1:52.648	33.270	29.277	50.101	279.1	11:04.287								
	6	2	1:56.533	33.134	29.387	54.012	276.2	13:00.820								
	7	2	1:51.663	32.913	29.454	49.296	275.5	14:52.483								
	8	2	1:50.964	32.607	29.272	49.085	277.6	16:43.447								
	9	2	1:59.212 B	32.700	29.259	57.253	279.1	18:42.659								
	10	2	6:56.956	5:36.113	29.373	51.470	280.5	25:39.615								
	11	2	1:54.902	35.044	30.408	49.450	277.6	27:34.517								
	12	2	1:50.931	32.638	29.209	49.084	276.9	29:25.448								
	13	2	1:53.267	32.492	29.160	51.615	281.2	31:18.715								
	14	2	2:00.454 B	32.709	29.213	58.532	280.5	33:19.169								
	15	1	5:54.631	4:34.508	29.558	50.565	279.1	39:13.800								
	16	1	2:03.956	34.204	29.373	1:00.379	281.2	41:17.756								
	17	1	1:57.015	34.956	29.782	52.277	282.0	43:14.771								
	18	1	1:53.759	33.675	29.466	50.618	280.5	45:08.530								
	19	1	1:54.243	34.061	29.803	50.379	278.4	47:02.773								
	20	1	1:53.175	33.358	29.410	50.407	279.1	48:55.948								
	21	1	1:54.843	33.375	29.384	52.084	282.0	50:50.791								
	22	1	2:00.958 B	33.471	29.635	57.852	284.2	52:51.749								
	23	1	4:01.493	2:41.357	29.407	50.729	282.7	56:53.242								
7	Nielsen Racing 1. Anthony WELLS 2. Wayne BOYD							Ligier JS P320 - Nissan LMP3								
	1	1	2:21.337	52.409	32.518	56.410	259.0	2:21.337								
	2	1	2:57.826	35.543	44.051	1:38.232	79.3	5:19.163								
	3	1	2:00.632	36.298	29.665	54.669	283.5	7:19.795								
	4	1	1:56.827	35.445	29.496	51.886	282.7	9:16.622								
	5	1	1:59.124	34.080	29.247	55.797	283.5	11:15.746								
	6	1	1:53.593	33.648	29.447	50.498	277.6	13:09.339								
	7	1	1:52.693	33.298	29.298	50.097	279.8	15:02.032								
	8	1	1:54.088	33.312	29.340	51.436	279.8	16:56.120								
	9	1	2:02.933	33.290	29.359	1:00.284	279.8	18:59.053								
	10	1	2:02.023 B	33.611	29.388	59.024	280.5	21:01.076								
	11	1	5:04.074	3:41.419	29.456	53.199	278.4	26:05.150								
	12	1	1:53.599	33.504	29.337	50.758	278.4	27:58.749								
	13	1	1:53.386	33.470	29.265	50.651	280.5	29:52.135								
	14	1	2:06.393 B	35.625	29.906	1:00.862	271.4	31:58.528								
	15	1	4:50.491	3:28.883	29.394	52.214	279.1	36:49.019								
	16	1	2:02.301 B	33.573	29.551	59.177	281.2	38:51.320								
	17	2	3:52.590	2:29.405	29.471	53.714	281.2	42:43.910								
	18	2	1:56.045	33.474	29.173	53.398	280.5	44:39.955								
	19	2	1:51.849	32.942	29.255	49.652	281.2	46:31.804								
	20	2	1:51.399	32.859	29.128	49.412	282.7	48:23.203								
	21	2	1:51.463	32.466	29.041	49.956	282.7	50:14.666								
	22	2	1:50.928	32.453	29.015	49.460	279.8	52:05.594								
	23	2	2:03.170 B	32.769	29.043	1:01.358	285.0	54:08.764								
24	2	4:31.141	3:11.822	29.032	50.287	283.5	58:39.905									
25	2	1:51.041	32.716	28.956	49.369	283.5	1:00:30.946									
9	Graff 1. Georgios KOLOVOS 2. Axel GNOS							Ligier JS P320 - Nissan LMP3								
	1	2	2:47.536	1:13.208	33.660	1:00.668	271.4	2:47.536								
	2	2	3:04.814	37.091	1:21.066	1:06.657	79.0	5:52.350								
	3	2	1:55.527	34.154	29.639	51.734	280.5	7:47.877								
	4	2	1:52.956	33.342	29.483	50.131	279.1	9:40.833								
	5	2	1:52.414	33.166	29.426	49.822	279.8	11:33.247								
	6	2	1:52.087	33.057	29.377	49.653	278.4	13:25.334								
	7	2	1:54.607	34.474	29.846	50.287	276.9	15:19.941								
	8	2	2:06.614 B	34.220	30.616	1:01.778	272.0	17:26.555								
	9	1	3:43.573	2:21.880	29.845	51.848	276.2	21:10.128								
	10	1	1:54.017	33.706	29.506	50.805	279.1	23:04.145								

LE MANS CUP



Michelin Le Mans Cup Le Castellet Round Free Practice 1

Sector Analysis

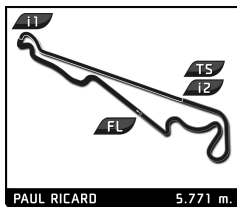
PAUL RICARD 5.771 m.

Lap under Red Flag Invalidated Lap Personal Best Session Best Crossing the pit lane

Lap	D	Time	Sector 1	Sector 2	Sector 3	T. Spd	Elapsed	Lap	D	Time	Sector 1	Sector 2	Sector 3	T. Spd	Elapsed							
21	1	3:37.378	2:16.240	29.583	51.555	279.8	48:45.093	13	1	2:00.057	35.423	29.957	54.677	279.1	33:49.642							
22	1	1:54.363	33.564	29.457	51.342	277.6	50:39.456	14	1	1:59.289	35.376	29.920	53.993	278.4	35:48.931							
23	1	1:53.307	33.369	29.455	50.483	278.4	52:32.763	15	1	1:59.369	34.971	30.704	53.694	276.9	37:48.300							
24	1	1:53.139	33.525	29.288	50.326	282.7	54:25.902	16	1	1:59.235	34.627	29.853	54.755	278.4	39:47.535							
25	1	1:53.030	33.186	29.246	50.598	279.8	56:18.932	17	1	1:57.876	34.568	29.756	53.552	279.1	41:45.411							
26	1	1:59.963	33.262	29.103	57.598	282.7	58:18.895	18	1	1:56.740	34.550	29.928	52.262	277.6	43:42.151							
27	1	1:54.002	34.200	29.267	50.535	280.5	1:00:12.897	19	1	1:56.399	34.568	30.132	51.699	276.9	45:38.550							
10 Racing Spirit of Leman Ligier JS P320 - Nissan LMP3 1.Christophe LAPIERRE 2.Marius FOSSARD								20								1	1:56.104	34.461	29.801	51.842	276.9	47:34.654
1	1	2:18.409	49.254	33.691	55.464	259.6	2:18.409	21	1	1:56.642	34.839	29.803	52.000	276.9	49:31.296							
2	1	2:59.762	36.443	45.480	1:37.839	79.2	5:18.171	22	1	1:55.882	34.212	29.818	51.852	275.5	51:27.178							
3	1	1:59.618	36.730	30.110	52.778	279.1	7:17.789	23	1	1:56.914	35.365	29.729	51.820	279.8	53:24.092							
4	1	1:58.002	35.823	29.668	52.511	281.2	9:15.791	24	1	1:55.512	34.069	29.663	51.780	279.1	55:19.604							
5	1	1:54.500	34.184	29.657	50.659	278.4	11:10.291	25	1	1:55.796	34.285	29.929	51.582	278.4	57:15.400							
6	1	1:53.609	33.678	29.524	50.407	276.2	13:03.900	26	1	1:54.800	34.140	29.492	51.168	280.5	59:10.200							
7	1	1:53.728	33.472	29.478	50.778	277.6	14:57.628	27	1	1:54.789	33.826	29.522	51.441	280.5	1:01:04.989							
8	1	1:53.303	33.378	29.435	50.490	277.6	16:50.931	12 Kessel Racing Ferrari 296 GT3 GT3 1.Frederic JOUSSET 2.David Cleto FUMANELLI														
9	1	3:51.300B	33.743	29.466	2:48.091	278.4	20:42.231	1	2	2:55.171	1:18.273	36.594	1:00.304	232.8	2:55.171							
10	2	2:09.787	49.521	29.408	50.858	277.6	22:52.018	2	2	3:06.268	38.271	1:22.340	1:05.657	79.5	6:01.439							
11	2	1:52.602	33.534	29.394	49.674	279.8	24:44.620	3	2	1:58.381	35.504	30.398	52.479	275.5	7:59.820							
12	2	1:53.535	33.410	29.187	50.938	282.7	26:38.155	4	2	1:56.177	34.380	30.192	51.605	276.2	9:55.997							
13	2	1:52.014	33.026	29.398	49.590	279.1	28:30.169	5	2	1:54.950	33.902	29.979	51.069	277.6	11:50.947							
14	2	1:53.328	34.209	29.382	49.737	279.8	30:23.497	6	2	1:57.692	33.835	30.187	53.670	272.7	13:48.639							
15	2	3:19.102B	34.135	29.204	2:15.763	282.7	33:42.599	7	2	5:26.368B	33.859	30.124	4:22.385	274.8	19:15.007							
16	2	2:09.269	49.949	29.226	50.094	281.2	35:51.868	8	1	2:22.342	55.689	31.396	55.257	271.4	21:37.349							
17	2	1:53.273	33.655	29.197	50.421	285.0	37:45.141	9	1	1:59.754	35.342	30.589	53.823	276.2	23:37.103							
18	2	1:52.493	33.659	29.434	49.400	281.2	39:37.634	10	1	2:01.159	35.607	30.848	54.704	273.4	25:38.262							
19	2	1:51.393	33.040	29.173	49.180	282.0	41:29.027	11	1	2:02.383	36.111	30.884	55.388	272.7	27:40.645							
20	2	1:52.704	33.938	29.285	49.481	282.0	43:21.731	12	1	2:03.066	38.040	30.840	54.186	273.4	29:43.711							
21	2	1:51.427	33.033	29.262	49.132	280.5	45:13.158	13	1	2:00.328	35.450	30.433	54.445	274.8	31:44.039							
22	2	3:20.521B	33.022	29.245	2:18.254	283.5	48:33.679	14	1	2:00.157	35.343	30.678	54.136	274.1	33:44.196							
23	1	2:15.543	51.797	30.258	53.488	278.4	50:49.222	15	1	2:01.249	36.485	31.216	53.548	273.4	35:45.445							
24	1	1:53.816	33.832	29.597	50.387	279.8	52:43.038	16	1	1:59.774	35.858	30.741	53.175	272.0	37:45.219							
25	1	1:55.083	33.453	29.328	52.302	282.0	54:38.121	17	1	1:58.739	35.304	30.306	53.129	275.5	39:43.958							
26	1	1:53.002	33.517	29.338	50.147	279.8	56:31.123	18	1	4:23.780B	34.990	31.333	3:17.457	274.8	44:07.738							
27	1	1:53.158	33.437	29.464	50.257	282.0	58:24.281	19	2	2:15.944	51.311	30.652	53.981	274.8	46:23.682							
28	1	1:54.554	33.441	29.361	51.752	283.5	1:00:18.835	20	2	1:55.582	33.776	30.163	51.643	274.8	48:19.264							
11 CD Sport Ligier JS P320 - Nissan LMP3 1.Christian SHORT 2.Franck CHAPPARD								21								2	1:55.918	33.718	30.124	52.076	274.8	50:15.182
1	2	5:16.930	2:51.722	46.160	1:39.048	78.8	5:16.930	22	2	1:55.034	33.624	30.017	51.393	275.5	52:10.216							
2	2	1:59.382	37.387	29.959	52.036	274.8	7:16.312	23	2	1:55.029	33.677	29.932	51.420	277.6	54:05.245							
3	2	1:54.458	33.966	30.148	50.344	276.9	9:10.770	24	2	1:55.545	33.611	29.939	51.995	277.6	56:00.790							
4	2	1:52.969	33.476	29.705	49.788	280.5	11:03.739	25	2	1:58.332	35.182	29.849	53.301	279.8	57:59.122							
5	2	1:52.294	33.198	29.377	49.719	276.2	12:56.033	26	2	1:54.832	33.739	29.891	51.202	276.9	59:53.954							
6	2	1:51.887	32.923	29.220	49.744	277.6	14:47.920	27	2	1:54.743	33.555	29.886	51.302	276.9	1:01:48.697							
7	2	4:24.515B	33.096	29.213	3:22.206	279.8	19:12.435	13 MRacing Ligier JS P320 - Nissan LMP3 1.Romano RICCI 2.Alexandre COUGNAUD														
8	2	2:10.347	49.692	29.418	51.237	277.6	21:22.782	1	1	2:53.629	1:16.083	34.535	1:03.011	268.7	2:53.629							
9	2	1:58.038	33.090	29.324	55.624	277.6	23:20.820	2	1	3:02.831	36.706	1:22.488	1:03.637	79.5	5:56.460							
10	2	1:53.291	33.783	29.422	50.086	278.4	25:14.111	3	1	1:54.274	34.492	29.279	50.503	283.5	7:50.734							
11	2	4:14.335B	32.985	29.409	3:11.941	277.6	29:28.446	4	1	1:54.850	34.040	29.193	51.617	286.5	9:45.584							
12	1	2:21.139	55.089	30.509	55.541	284.2	31:49.585	5	1	1:54.211	34.265	29.097	50.849	287.2	11:39.795							



LE MANS CUP



Michelin Le Mans Cup
Le Castellet Round
Free Practice 1

Sector Analysis

Lap under Red Flag Invalidated Lap Personal Best Session Best Crossing the pit lane

Lap	D	Time	Sector 1	Sector 2	Sector 3	T. Spd	Elapsed	Lap	D	Time	Sector 1	Sector 2	Sector 3	T. Spd	Elapsed
6	1	1:53.568	33.834	29.192	50.542	280.5	13:33.363	2	2	3:02.448	44.536	1:18.487	59.425	181.2	6:06.880
7	1	1:55.232	34.093	29.249	51.890	283.5	15:28.595	3	2	2:05.451	37.130	31.108	57.213	269.3	8:12.331
8	1	2:01.551 B	34.267	29.253	58.031	282.7	17:30.146	4	2	1:57.448	34.745	30.072	52.631	280.5	10:09.779
9	1	4:27.181	3:06.960	29.200	51.021	283.5	21:57.327	5	2	1:56.157	34.113	30.004	52.040	279.1	12:05.936
10	1	1:56.471	36.784	29.186	50.501	283.5	23:53.798	6	2	1:56.380	34.290	30.068	52.022	279.1	14:02.316
11	1	1:57.787	34.788	30.517	52.482	284.2	25:51.585	7	2	1:55.987	33.973	30.095	51.919	279.8	15:58.303
12	1	1:53.490	33.287	29.175	51.028	286.5	27:45.075	8	2	1:55.448	33.836	29.971	51.641	276.9	17:53.751
13	1	1:55.593	34.532	29.958	51.103	285.7	29:40.668	9	2	2:01.856 B	33.892	29.999	57.965	279.1	19:55.607
14	1	2:00.940 B	33.455	29.182	58.303	286.5	31:41.608	10	1	6:44.868	5:16.857	31.129	56.882	264.1	26:40.475
15	2	4:35.492	3:15.918	29.290	50.284	284.2	36:17.100	11	1	2:01.777	36.066	30.544	55.167	274.8	28:42.252
16	2	1:52.785	33.346	29.003	50.436	287.2	38:09.885	12	1	2:00.141	35.362	30.285	54.494	276.9	30:42.393
17	2	1:52.313	33.367	28.937	50.009	288.0	40:02.198	13	1	2:00.358	35.707	30.503	54.148	278.4	32:42.751
18	2	1:52.082	33.046	28.967	50.069	288.8	41:54.280	14	1	2:00.088	35.358	30.356	54.374	278.4	34:42.839
19	2	1:52.306	32.915	29.029	50.362	286.5	43:46.586	15	1	2:00.669	35.320	30.099	55.250	279.1	36:43.508
20	2	1:52.024	33.076	29.083	49.865	285.0	45:38.610	16	1	1:59.798	35.275	30.212	54.311	279.8	38:43.306
21	2	2:10.308 B	33.115	29.007	1:08.186	283.5	47:48.918	17	1	2:07.628	43.236	30.225	54.167	281.2	40:50.934
22	2	6:20.733	5:01.515	29.015	50.203	285.7	54:09.651	18	1	2:00.457	35.172	30.492	54.793	280.5	42:51.391
23	2	1:52.232	33.079	28.987	50.166	284.2	56:01.883	19	1	1:59.412	35.138	30.277	53.997	268.7	44:50.803
24	2	1:53.294	33.732	29.821	49.741	282.7	57:55.177	20	1	1:59.703	35.232	30.287	54.184	279.1	46:50.506
25	2	1:51.734	32.935	29.096	49.703	285.0	59:46.911	21	1	1:59.562	35.206	30.143	54.213	279.1	48:50.068
26	2	2:20.498 B	48.712	31.870	59.916	279.1	1:02:07.409	22	1	2:03.260	36.154	30.658	56.448	262.8	50:53.328

17 IDEC Sport Ligier JS P320 - Nissan
1. Patrice LAFARGUE LMP3
2. Dino LUNARDI

1	2	2:10.253	42.867	32.523	54.863	266.7	2:10.253
2	2	2:35.992	38.660	30.384	1:26.948	278.4	4:46.245
3	2	2:07.479	46.516	29.387	51.576	281.2	6:53.724
4	2	1:52.522	33.399	29.403	49.720	282.0	8:46.246
5	2	1:53.019	33.439	29.325	50.255	279.1	10:39.265
6	2	1:51.470	32.866	29.275	49.329	279.1	12:30.735
7	2	1:51.183	32.742	29.168	49.273	280.5	14:21.918
8	2	4:29.887 B	34.323	29.600	3:25.964	279.1	18:51.805
9	2	2:07.423	48.462	29.390	49.571	278.4	20:59.228
10	2	1:51.814	32.985	29.356	49.473	282.0	22:51.042
11	2	1:52.033	32.602	29.247	50.184	280.5	24:43.075
12	2	5:18.763 B	33.291	29.977	4:15.495	279.1	30:01.838
13	1	2:15.992	52.721	30.310	52.961	279.1	32:17.830
14	1	1:57.991	36.073	30.054	51.864	278.4	34:15.821
15	1	1:56.938	34.680	29.808	52.450	276.9	36:12.759
16	1	1:56.964	34.542	29.959	52.463	278.4	38:09.723
17	1	1:56.830	34.861	29.664	52.305	280.5	40:06.553
18	1	7:11.994 B	35.474	31.523	6:04.997	280.5	47:18.547
19	1	2:17.220	53.663	30.717	52.840	274.1	49:35.767
20	1	1:58.349	34.522	29.970	53.857	276.2	51:34.116
21	1	1:57.722	34.767	29.943	53.012	277.6	53:31.838
22	1	1:56.386	34.242	29.815	52.329	278.4	55:28.224
23	1	1:55.869	34.399	29.637	51.833	279.1	57:24.093
24	1	1:56.693	34.229	29.499	52.965	279.8	59:20.786
25	1	1:55.706	34.198	29.588	51.920	280.5	1:01:16.492

18 High Class Racing Porsche 911 GT3 R (992)
1. Nicholas JONES GT3
2. Scott MALVERN

1	2	3:04.432	1:29.533	34.949	59.950	242.7	3:04.432
---	---	----------	----------	--------	--------	-------	----------

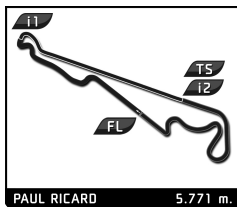
20 High Class Racing Ligier JS P320 - Nissan
1. Jens Reno MOLLER LMP3
2. Tommy FOSTER

1	2	10:49.791	9:21.957	33.097	54.737	262.8	10:49.791
2	2	1:58.772	34.460	29.657	54.655	273.4	12:48.563
3	2	1:52.190	33.340	29.658	49.192	273.4	14:40.753
4	2	1:50.949	32.993	29.211	48.745	275.5	16:31.702
5	2	1:51.828	32.565	29.173	50.090	277.6	18:23.530
6	2	1:58.930 B	32.653	29.175	57.102	276.9	20:22.460
7	1	7:21.705	5:57.609	30.897	53.199	277.6	27:44.165
8	1	1:58.113	34.956	31.010	52.147	276.2	29:42.278
9	1	1:54.999	33.881	29.483	51.635	277.6	31:37.277
10	1	1:54.268	33.706	29.553	51.009	277.6	33:31.545
11	1	1:55.165	33.555	29.502	52.108	279.8	35:26.710
12	1	2:00.790	35.933	32.274	52.583	274.1	37:27.500
13	1	1:53.494	33.483	29.529	50.482	278.4	39:20.994
14	1	1:53.432	33.519	29.404	50.509	279.8	41:14.426
15	1	2:02.106 B	34.194	29.523	58.389	282.7	43:16.532
16	2	3:42.826	2:20.595	29.825	52.406	276.2	46:59.358
17	2	1:51.240	32.984	29.400	48.856	276.2	48:50.598
18	2	1:54.582	34.260	29.305	51.017	279.8	50:45.180
19	2	1:51.033	32.654	29.216	49.163	279.1	52:36.213
20	2	2:00.499 B	33.692	29.428	57.379	281.2	54:36.712
21	2	4:37.677 B	3:07.645	29.315	1:00.717	278.4	59:14.389

23 Biogas Motorsport Ferrari 296 GT3
1. Josep MAYOLA COMADIR GT3
2. Marc CAROL YBARRA

1	1	3:13.260	1:38.988	33.911	1:00.361	269.3	3:13.260
---	---	----------	----------	--------	----------	-------	----------

LE MANS CUP

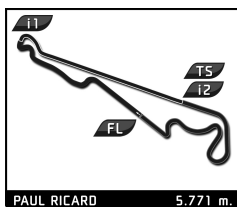


Michelin Le Mans Cup Le Castellet Round Free Practice 1

Sector Analysis

Lap under Red Flag														Invalidated Lap	Personal Best	Session Best	B Crossing the pit lane	
Lap	D	Time	Sector 1	Sector 2	Sector 3	T. Spd	Elapsed	Lap	D	Time	Sector 1	Sector 2	Sector 3	T. Spd	Elapsed			
2	1	2:54.330	40.020	1:16.576	57.734	197.8	6:07.590	1	1	4:22.720	2:23.830	36.352	1:22.538	243.8	4:22.720			
3	1	2:05.761	38.109	31.334	56.318	275.5	8:13.351	2	1	2:30.990	1:02.009	32.588	56.393	264.7	6:53.710			
4	1	2:02.664	36.667	31.292	54.705	262.1	10:16.015	3	1	2:00.537	36.777	30.108	53.652	279.1	8:54.247			
5	1	2:02.672	36.555	31.150	54.967	258.4	12:18.687	4	1	1:58.770	35.026	29.510	54.234	266.0	10:53.017			
6	1	2:01.304	36.030	30.935	54.339	274.1	14:19.991	5	1	1:56.311	34.464	29.632	52.215	278.4	12:49.328			
7	1	2:13.709	36.253	31.401	1:06.055	275.5	16:33.700	6	1	1:55.453	34.027	29.805	51.621	276.9	14:44.781			
8	1	4:06.186	2:39.320	31.387	55.479	270.7	20:39.886	7	1	1:54.278	33.827	29.532	50.919	278.4	16:39.059			
9	1	2:00.405	35.707	30.598	54.100	276.2	22:40.291	8	1	1:53.880	33.522	29.344	51.014	279.1	18:32.939			
10	1	2:00.177	35.498	30.857	53.822	276.2	24:40.468	9	1	1:54.508	33.522	29.560	51.426	280.5	20:27.447			
11	1	2:00.524	35.472	30.584	54.468	258.4	26:40.992	10	1	2:03.664	35.616	29.967	58.081	283.5	22:31.111			
12	1	2:01.733	36.354	30.735	54.644	276.9	28:42.725	11	1	7:37.657	6:15.164	31.071	51.422	275.5	30:08.768			
13	1	2:00.661	35.907	30.516	54.238	279.1	30:43.386	12	1	1:55.890	34.874	29.376	51.640	282.7	32:04.658			
14	1	2:08.210	35.717	30.804	1:01.689	276.9	32:51.596	13	1	1:54.219	33.569	29.433	51.317	280.5	33:58.977			
15	2	5:11.305	3:40.631	32.448	58.226	255.3	38:02.901	14	1	2:05.935	35.127	35.175	55.633	204.9	36:04.912			
16	2	1:57.287	34.860	30.123	52.304	277.6	40:00.188	15	1	2:00.957	34.233	29.442	57.282	282.0	38:05.869			
17	2	1:56.441	34.337	30.092	52.012	277.6	41:56.629	16	1	3:28.666	2:07.826	29.434	51.406	282.0	41:34.535			
18	2	1:58.219	34.408	30.118	53.693	278.4	43:54.848	17	1	1:54.062	33.740	29.626	50.696	283.5	43:28.597			
19	2	1:56.574	34.554	30.175	51.845	277.6	45:51.422	18	1	1:54.264	33.470	29.485	51.309	281.2	45:22.861			
20	2	2:05.940	34.873	30.133	1:00.934	276.9	47:57.362	19	1	1:53.758	33.555	29.720	50.483	279.1	47:16.619			
21	2	6:10.371	4:33.590	30.434	1:06.347	278.4	54:07.733	20	1	1:54.577	33.625	29.389	51.563	281.2	49:11.196			
24 Steller Motorsport 1. Darren MALKIN 2. Kiern JEWISS							Audi R8 LMS GT3											
1	2	2:56.284	1:19.634	36.109	1:00.541	233.8	2:56.284	21	1	1:53.334	33.485	29.309	50.540	280.5	51:04.530			
2	2	3:13.909	40.561	1:23.266	1:10.082	79.1	6:10.193	22	1	1:56.536	33.458	29.397	53.681	282.0	53:01.066			
3	2	2:08.710	36.109	33.665	58.936	261.5	8:18.903	23	1	1:56.621	33.429	29.261	52.931	283.5	54:57.687			
4	2	1:57.251	34.739	30.342	52.170	274.8	10:16.154	24	1	1:53.226	33.592	29.228	50.406	283.5	56:50.913			
5	2	1:56.411	34.585	30.211	51.615	273.4	12:12.565	25	1	1:52.928	33.357	29.206	50.365	282.7	58:43.841			
6	2	1:56.024	34.250	30.226	51.548	273.4	14:08.589	26	1	1:52.334	33.026	29.298	50.010	283.5	1:00:36.175			
7	2	1:55.508	34.045	30.118	51.345	274.8	16:04.097	27 P4 Racing 1. Andrew FERGUSON 2. Louis HAMILTON-SMITH Ligier JS P320 - Nissan LMP3										
8	2	2:03.209	34.160	30.225	58.824	274.8	18:07.306	1	1	2:51.717	1:12.584	35.864	1:03.269	251.7	2:51.717			
9	1	5:30.896	4:02.122	32.135	56.639	272.0	23:38.202	2	1	3:13.596	37.743	1:22.413	1:13.440	79.4	6:05.313			
10	1	2:01.026	35.803	31.071	54.152	273.4	25:39.228	3	1	2:01.146	37.258	30.433	53.455	277.6	8:06.459			
11	1	2:02.464	36.479	30.978	55.007	272.7	27:41.692	4	1	1:58.608	34.887	30.000	53.721	277.6	10:05.067			
12	1	2:04.462	38.805	31.520	54.137	274.1	29:46.154	5	1	1:57.168	34.645	29.943	52.580	276.2	12:02.235			
13	1	2:06.716	42.048	31.018	53.650	273.4	31:52.870	6	1	1:56.818	34.516	29.823	52.479	275.5	13:59.053			
14	1	1:59.515	35.282	31.051	53.182	272.7	33:52.385	7	1	2:03.889	34.486	29.754	59.649	276.2	16:02.942			
15	1	1:58.599	35.094	30.824	52.681	275.5	35:50.984	8	2	4:34.440	3:12.429	29.920	52.091	276.9	20:37.382			
16	1	1:58.874	35.171	30.599	53.104	275.5	37:49.858	9	2	1:54.820	34.040	29.807	50.973	275.5	22:32.202			
17	1	1:58.418	35.164	30.590	52.664	276.2	39:48.276	10	2	1:54.583	33.727	29.704	51.152	276.2	24:26.785			
18	1	1:59.382	34.918	30.932	53.532	276.2	41:47.658	11	2	1:53.801	33.640	29.478	50.683	278.4	26:20.586			
19	1	1:59.634	35.782	30.570	53.282	278.4	43:47.292	12	2	1:53.246	33.498	29.600	50.148	278.4	28:13.832			
20	1	1:57.903	34.758	30.460	52.685	274.1	45:45.195	13	2	1:53.191	33.495	29.575	50.121	277.6	30:07.023			
21	1	1:58.398	34.583	30.358	53.457	274.1	47:43.593	14	2	1:55.647	33.488	29.774	52.385	279.1	32:02.670			
22	1	1:57.555	34.804	30.377	52.374	273.4	49:41.148	15	2	1:54.917	33.506	29.649	51.762	279.1	33:57.587			
23	1	2:05.645	34.949	30.471	1:00.225	274.1	51:46.793	16	2	1:58.113	36.274	29.980	51.859	281.2	35:55.700			
24	2	3:28.739	2:04.017	30.734	53.988	275.5	55:15.532	17	2	1:54.397	34.218	29.539	50.640	279.8	37:50.097			
25	2	1:55.636	34.067	30.134	51.435	276.9	57:11.168	18	2	1:54.796	33.810	29.410	51.576	277.6	39:44.893			
26	2	1:55.688	33.987	30.080	51.621	277.6	59:06.856	19	2	1:55.304	34.421	30.538	50.345	280.5	41:40.197			
27	2	1:55.986	33.904	30.122	51.960	277.6	1:01:02.842	20	2	2:02.087	33.487	29.501	59.099	278.4	43:42.284			
26 Bretton Racing 1. Ben STONE 2. Dan SKOCCOPOLE							Ligier JS P320 - Nissan LMP3											
21	1	4:02.511	2:39.495	29.956	53.060	276.9	47:44.795	22	1	1:57.891	34.375	29.925	53.591	279.1	49:42.686			
23	1	1:58.003	34.766	29.945	53.292	279.1	51:40.689	23	1	1:58.003	34.766	29.945	53.292	279.1	51:40.689			
24	1	1:58.353	34.576	30.179	53.598	270.0	53:39.042	24	1	1:58.353	34.576	30.179	53.598	270.0	53:39.042			

LE MANS CUP



Michelin Le Mans Cup Le Castellet Round Free Practice 1

Sector Analysis

PAUL RICARD 5.771 m.

Lap under Red Flag Invalidated Lap Personal Best Session Best Crossing the pit lane

Lap	D	Time	Sector 1	Sector 2	Sector 3	T. Spd	Elapsed	Lap	D	Time	Sector 1	Sector 2	Sector 3	T. Spd	Elapsed
25	1	1:57.924	34.548	29.964	53.412	276.9	55:36.966	17	2	1:52.020	32.904	29.252	49.864	280.5	42:18.788
26	1	1:58.690	35.164	30.202	53.324	277.6	57:35.656	18	2	2:09.681	32.853	29.146	1:07.682	282.7	44:28.469
27	1	1:57.919	35.404	30.061	52.454	278.4	59:33.575	19	2	1:53.887	33.048	29.326	51.513	279.8	46:22.356
28	1	1:57.208	34.587	29.879	52.742	279.8	1:01:30.783	20	2	1:51.909	32.820	29.461	49.628	278.4	48:14.265

29 **MV2S Racing** Ligier JS P320 - Nissan
1.Christophe CRESP LMP3
2.Maximus MAYER

1	2	2:54.495	1:20.648	33.352	1:00.495	252.9	2:54.495
2	2	3:01.091	36.382	1:22.656	1:02.053	79.4	5:55.586
3	2	1:53.724	33.825	29.528	50.371	279.1	7:49.310
4	2	1:53.007	33.858	29.336	49.813	279.1	9:42.317
5	2	1:52.023	33.050	29.411	49.562	277.6	11:34.340
6	2	1:53.204	33.160	29.272	50.772	280.5	13:27.544
7	2	1:52.914	33.013	29.259	50.642	282.7	15:20.458
8	2	4:28.695 B	34.093	29.507	3:25.095	280.5	19:49.153
9	1	2:13.508	51.701	29.566	52.241	278.4	22:02.661
10	1	1:57.255	35.540	29.545	52.170	279.1	23:59.916
11	1	1:54.837	34.481	29.483	50.873	279.1	25:54.753
12	1	1:57.628	35.720	29.556	52.352	278.4	27:52.381
13	1	1:57.877	35.925	29.752	52.200	279.8	29:50.258
14	1	1:59.872	36.881	29.573	53.418	281.2	31:50.130
15	1	1:57.355	35.253	29.683	52.419	280.5	33:47.485
16	1	1:58.169	35.260	29.494	53.418	281.2	35:45.654
17	1	1:55.426	34.976	29.466	50.984	279.8	37:41.080
18	1	2:01.079	37.895	31.191	51.993	279.1	39:42.159
19	1	1:54.107	33.994	29.604	50.509	281.2	41:36.266
20	1	1:57.717	33.883	29.731	54.103	281.2	43:33.983
21	1	1:54.539	34.027	29.564	50.948	279.1	45:28.522
22	1	5:12.607 B	33.915	29.511	4:09.181	279.1	50:41.129
23	2	2:13.917	53.705	29.590	50.622	279.8	52:55.046
24	2	1:53.464	33.504	30.489	49.471	279.1	54:48.510
25	2	1:51.295	32.957	29.160	49.178	282.7	56:39.805
26	2	1:51.462	33.033	29.055	49.374	284.2	58:31.267
27	2	1:53.272	33.469	29.689	50.114	279.8	1:00:24.539

34 **Inter Europol Competition** Ligier JS P320 - Nissan
1.Alexander BUKHANTSOV LMP3
2.Rik KOEN

1	1	3:25.015	1:49.150	35.735	1:00.130	240.0	3:25.015
2	1	2:47.619	50.933	1:01.294	55.392	248.8	6:12.634
3	1	1:58.623	35.235	29.875	53.513	277.6	8:11.257
4	1	1:56.568	34.590	29.684	52.294	276.9	10:07.825
5	1	1:56.204	34.476	29.634	52.094	277.6	12:04.029
6	1	7:11.866 B	34.250	29.704	6:07.912	274.1	19:15.895
7	1	2:14.144	51.829	29.926	52.389	274.1	21:30.039
8	1	1:56.609	35.218	29.764	51.627	274.8	23:26.648
9	1	1:55.249	34.217	29.798	51.234	275.5	25:21.897
10	1	1:54.458	33.845	29.682	50.931	275.5	27:16.355
11	1	3:24.722 B	34.018	29.621	2:21.083	275.5	30:41.077
12	2	2:11.450	50.690	30.051	50.709	276.9	32:52.527
13	2	1:53.465	33.646	29.639	50.180	277.6	34:45.992
14	2	1:52.397	33.158	29.206	50.033	280.5	36:38.389
15	2	1:53.921	33.022	30.019	50.880	278.4	38:32.310
16	2	1:54.458	32.979	29.198	52.281	279.8	40:26.768

21	2	1:51.701	32.617	29.221	49.863	279.1	50:05.966
22	2	1:51.652	32.577	29.215	49.860	279.1	51:57.618
23	2	1:53.250	34.223	29.299	49.728	280.5	53:50.868
24	2	1:57.597	33.785	29.428	54.384	279.8	55:48.465
25	2	1:51.588	32.938	29.086	49.564	281.2	57:40.053
26	2	1:59.127	32.962	29.133	57.032	282.0	59:39.180
27	2	2:01.042 B	32.867	29.199	58.976	280.5	1:01:40.222

42 **Steller Motorsport** Duqueine M30 - D08 - Nissan
1.Sylvain GUINTOLI LMP3
2.Sennan FIELDING

1	2	5:39.048	3:10.186	1:05.627	1:23.235	78.5	5:39.048
2	2	1:59.669	36.905	30.861	51.903	264.7	7:38.717
3	2	1:54.148	34.950	29.182	50.016	283.5	9:32.865
4	2	1:52.680	33.286	29.145	50.249	285.7	11:25.545
5	2	1:53.714	34.011	29.159	50.544	284.2	13:19.259
6	2	1:53.236	33.562	29.149	50.525	282.0	15:12.495
7	2	1:59.132 B	33.048	29.102	56.982	284.2	17:11.627
8	2	4:49.513	3:22.367	29.468	57.678	279.8	22:01.140
9	2	1:57.482	33.610	29.256	54.616	282.7	23:58.622
10	2	1:52.496	32.994	29.066	50.436	283.5	25:51.118
11	2	1:59.908 B	32.996	29.078	57.834	284.2	27:51.026
12	2	4:34.055	3:09.185	29.351	55.519	284.2	32:25.081
13	2	1:52.548	33.199	29.342	50.007	282.7	34:17.629
14	2	1:51.933	33.126	29.359	49.448	283.5	36:09.562
15	2	1:58.296 B	32.841	29.113	56.342	285.0	38:07.858
16	2	5:07.443	3:44.129	30.058	53.256	283.5	43:15.301
17	2	1:55.687	34.608	29.485	51.594	285.0	45:10.988
18	2	1:54.943	34.065	29.601	51.277	285.7	47:05.931
19	2	1:55.079	34.262	29.414	51.403	282.0	49:01.010
20	2	1:54.154	33.968	29.216	50.970	285.0	50:55.164
21	2	2:01.944	34.040	29.277	58.627	285.7	52:57.108
22	2	1:53.845	33.887	29.103	50.855	285.7	54:50.953
23	2	1:54.652	33.775	29.184	51.693	285.7	56:45.605
24	2	2:02.021 B	33.990	29.144	58.887	286.5	58:47.626

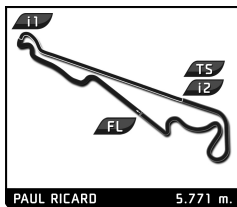
43 **Inter Europol Competition** Ligier JS P320 - Nissan
1.Timothy CRESWICK LMP3
2.Sebastian GRAVLUND

1	1	3:05.584	1:34.100	32.945	58.539	269.3	3:05.584
2	1	2:58.990	44.697	1:16.883	57.410	196.4	6:04.574

44 **Team Virage** Ligier JS P320 - Nissan
1.Jamie FALVEY LMP3
2.Mihnea STEFAN

1	1	4:46.880	2:39.382	34.883	1:32.615	201.1	4:46.880
2	1	2:15.832	50.546	30.776	54.510	276.2	7:02.712
3	1	1:54.559	34.530	29.483	50.546	279.8	8:57.271
4	1	1:53.662	33.700	29.392	50.570	281.2	10:50.933
5	1	1:55.592	34.303	29.481	51.808	279.8	12:46.525
6	1	1:52.035	33.219	29.191	49.625	279.1	14:38.560
7	1	1:51.583	32.967	29.140	49.476	280.5	16:30.143

LE MANS CUP



Michelin Le Mans Cup Le Castellet Round Free Practice 1

Sector Analysis

Lap under Red Flag Invalidated Lap Personal Best Session Best B Crossing the pit lane

Lap	D	Time	Sector 1	Sector 2	Sector 3	T. Spd	Elapsed	Lap	D	Time	Sector 1	Sector 2	Sector 3	T. Spd	Elapsed
8	1	1:57.122	33.089	29.061	54.972	282.7	18:27.265	2	2	2:26.471	1:01.560	31.527	53.384	270.7	6:46.145
9	1	1:59.529	33.073	30.760	55.696	171.4	20:26.794	3	2	1:56.365	34.422	30.210	51.733	275.5	8:42.510
10	1	1:51.158	32.975	29.184	48.999	281.2	22:17.952	4	2	1:57.822	34.763	30.138	52.921	274.8	10:40.332
11	1	5:06.136 B	35.427	29.338	4:01.371	281.2	27:24.088	5	2	1:56.116	34.103	30.158	51.855	275.5	12:36.448
12	2	2:13.065	52.439	29.560	51.066	279.1	29:37.153	6	2	1:55.620	33.929	30.184	51.507	272.7	14:32.068
13	2	1:53.551	33.268	29.290	50.993	282.7	31:30.704	7	2	1:55.661	33.901	30.259	51.501	273.4	16:27.729
14	2	1:51.846	33.165	29.260	49.421	281.2	33:22.550	8	2	1:56.588	33.781	30.269	52.538	272.7	18:24.317
15	2	1:52.753	33.071	29.126	50.556	283.5	35:15.303	9	2	2:04.605 B	34.350	30.364	59.891	273.4	20:28.922
16	2	1:51.970	32.850	29.193	49.927	282.0	37:07.273	10	2	8:37.389	7:14.460	30.613	52.316	270.7	29:06.311
17	2	1:51.517	32.898	29.138	49.481	282.0	38:58.790	11	2	1:55.771	34.063	30.153	51.555	274.1	31:02.082
18	2	1:52.247	32.909	29.111	50.227	284.2	40:51.037	12	2	1:55.448	34.005	30.010	51.433	276.2	32:57.530
19	2	7:02.232 B	33.211	30.328	5:58.693	285.7	47:53.269	13	2	2:02.608 B	33.833	30.167	58.608	274.8	35:00.138
20	2	2:09.077	49.887	29.350	49.840	279.1	50:02.346	14	1	3:49.877	2:26.081	30.542	53.254	273.4	38:50.015
21	2	1:52.175	33.028	29.070	50.077	283.5	51:54.521	15	1	1:59.175	35.389	30.592	53.194	274.1	40:49.190
22	2	1:51.349	32.681	29.247	49.421	283.5	53:45.870	16	1	1:58.288	34.760	30.562	52.966	275.5	42:47.478
23	2	1:51.683	32.887	29.370	49.426	284.2	55:37.553	17	1	2:05.903 B	34.722	30.667	1:00.514	274.8	44:53.381
24	2	1:52.398	33.566	29.094	49.738	283.5	57:29.951	18	1	4:44.116	3:20.378	30.750	52.988	274.1	49:37.497
25	2	1:55.600	33.566	29.220	52.814	284.2	59:25.551	19	1	1:58.099	34.548	30.436	53.115	275.5	51:35.596
26	2	2:01.713 B	32.998	29.176	59.539	285.7	1:01:27.264	20	1	1:57.479	34.639	30.409	52.431	275.5	53:33.075
								21	1	2:04.324 B	34.625	30.501	59.198	275.5	55:37.399
								22	2	3:14.474	1:51.888	30.487	52.099	276.2	58:51.873
								23	2	1:55.487	33.905	30.114	51.468	276.9	1:00:47.360

50 Reiter Engineering
1.Horst FELBERMAYR
2.Miklas BORN
Ligier JS P320 - Nissan
LMP3

1	2	2:20.313	54.920	31.217	54.176	276.2	2:20.313
2	2	3:09.460	34.981	48.083	1:46.396	80.1	5:29.773
3	2	1:58.076	34.433	29.252	54.391	282.0	7:27.849
4	2	1:52.842	33.398	29.092	50.352	283.5	9:20.691
5	2	1:51.664	33.220	29.186	49.258	282.0	11:12.355
6	2	1:51.908	33.042	29.236	49.630	280.5	13:04.263
7	2	1:54.365	33.688	29.230	51.447	282.0	14:58.628
8	2	2:02.879 B	34.493	29.375	59.011	281.2	17:01.507
9	1	4:34.053	3:10.070	30.391	53.592	278.4	21:35.560
10	1	1:58.108	35.101	30.462	52.545	277.6	23:33.668
11	1	1:57.028	35.033	29.589	52.406	279.1	25:30.696
12	1	1:55.918	34.505	29.574	51.839	279.8	27:26.614
13	1	1:55.009	34.381	29.423	51.205	279.8	29:21.623
14	1	1:54.890	33.982	29.655	51.253	279.8	31:16.513
15	1	1:54.513	33.989	29.384	51.140	280.5	33:11.026
16	1	1:54.585	34.014	29.575	50.996	280.5	35:05.611
17	1	1:54.162	33.880	29.347	50.935	281.2	36:59.773
18	1	2:02.874 B	34.250	29.554	59.070	279.8	39:02.647
19	1	3:36.806	2:16.191	29.331	51.284	282.0	42:39.453
20	1	1:54.409	33.892	29.514	51.003	281.2	44:33.862
21	1	1:54.055	33.851	29.435	50.769	281.2	46:27.917
22	1	2:01.165 B	34.250	29.463	57.452	280.5	48:29.082
23	2	4:24.803	3:04.805	29.213	50.785	281.2	52:53.885
24	2	1:53.485	34.230	29.661	49.594	282.7	54:47.370
25	2	1:51.508	33.252	28.979	49.277	283.5	56:38.878
26	2	1:57.271	33.346	29.051	54.874	285.0	58:36.149
27	2	1:51.361	33.085	28.946	49.330	284.2	1:00:27.510

51 AF Corse
1.Matthew KURZEJEWSKI
2.Alessandro BALZAN
Ferrari 296 GT3
GT3

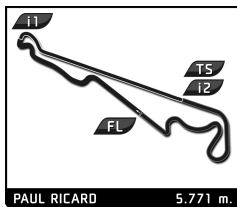
1	2	4:19.674	2:25.886	35.452	1:18.336	251.2	4:19.674
---	---	----------	----------	--------	----------	-------	----------

58 GG Classics
1.George NAKAS
2.Fraser ROSS
Ligier JS P320 - Nissan
LMP3

1	1	2:58.829	1:22.757	34.035	1:02.037	231.3	2:58.829
2	1	3:03.500	40.059	1:22.942	1:00.499	86.1	6:02.329
3	1	2:02.012	37.003	30.943	54.066	282.0	8:04.341
4	1	2:01.078	35.584	30.735	54.759	274.8	10:05.419
5	1	2:00.220	36.189	29.928	54.103	282.7	12:05.639
6	1	1:58.978	35.816	29.779	53.383	282.0	14:04.617
7	1	1:58.320	34.709	29.686	53.925	283.5	16:02.937
8	1	1:57.666	34.656	29.791	53.219	284.2	18:00.603
9	1	1:57.563	35.128	29.847	52.588	283.5	19:58.166
10	1	1:58.718	34.528	29.707	54.483	282.7	21:56.884
11	1	2:30.393	1:05.843	30.164	54.386	281.2	24:27.277
12	1	2:02.802	36.441	31.051	55.310	280.5	26:30.079
13	1	1:59.365	35.231	30.169	53.965	282.7	28:29.444
14	1	1:59.051	35.373	29.821	53.857	285.7	30:28.495
15	1	1:58.690	35.162	29.613	53.915	283.5	32:27.185
16	1	1:58.286	34.977	29.799	53.510	282.0	34:25.471
17	1	1:59.265	34.893	29.922	54.450	283.5	36:24.736
18	1	4:48.172 B	39.304	32.243	3:36.625	272.7	41:12.908
19	2	2:11.992	51.523	29.786	50.683	281.2	43:24.900
20	2	1:52.659	33.386	29.415	49.858	282.7	45:17.559
21	2	1:52.798	33.176	29.299	50.323	284.2	47:10.357
22	2	1:52.556	33.216	29.254	50.086	282.7	49:02.913
23	2	1:55.495	32.949	29.108	53.438	288.0	50:58.408
24	2	1:55.029	33.286	29.163	52.580	285.0	52:53.437
25	2	1:52.486	33.356	29.071	50.059	285.7	54:45.923
26	2	1:51.893	33.210	29.005	49.678	285.0	56:37.816
27	2	1:53.298	33.264	29.048	50.986	287.2	58:31.114
28	2	2:02.090	35.302	30.620	56.168	279.8	1:00:33.204



LE MANS CUP



Michelin Le Mans Cup Le Castellet Round Free Practice 1

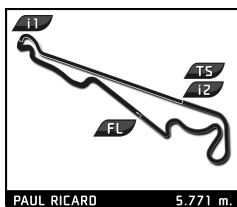
Sector Analysis

PAUL RICARD 5.771 m.

Lap under Red Flag Invalidated Lap Personal Best Session Best Crossing the pit lane

Lap	D	Time	Sector 1	Sector 2	Sector 3	T. Spd	Elapsed	Lap	D	Time	Sector 1	Sector 2	Sector 3	T. Spd	Elapsed			
59	Team Virage Ligier JS P320 - Nissan 1. Oscar BITTAR 2. Ricardo GRACIA FILHO							LMP3	1	2	4:38.676	2:38.080	33.714	1:26.882	183.4	4:38.676		
	2	2	2:19.312	53.040	30.956	55.316	265.4		6:57.988									
	3	2	1:57.215	34.983	29.781	52.451	281.2		8:55.203									
	4	2	1:54.832	34.450	29.217	51.165	285.7		10:50.035									
	5	2	1:53.381	34.703	29.098	49.580	281.2		12:43.416									
	6	2	1:51.772	33.036	29.034	49.702	282.0		14:35.188									
	7	2	2:05.802 B	32.841	29.018	1:03.943	285.0		16:40.990									
	8	2	2:11.185	51.411	29.364	50.410	282.0		18:52.175									
	9	2	1:51.321	33.019	29.088	49.214	283.5		20:43.496									
	10	2	1:51.459	32.941	29.212	49.306	283.5		22:34.955									
	11	2	5:00.472 B	33.007	29.125	3:58.340	283.5		27:35.427									
	12	1	2:14.410	51.587	29.451	53.372	282.7		29:49.837									
	13	1	1:58.653	35.997	29.471	53.185	283.5		31:48.490									
	14	1	1:56.309	34.065	29.246	52.998	282.0		33:44.799									
	15	1	1:57.912	35.458	29.657	52.797	282.7		35:42.711									
	16	1	1:54.355	34.079	29.087	51.189	284.2		37:37.066									
	17	1	1:53.367	33.833	29.109	50.425	282.0		39:30.433									
	18	1	1:53.533	33.704	29.010	50.819	284.2		41:23.966									
	19	1	1:53.025	33.504	29.044	50.477	285.7		43:16.991									
	20	1	4:03.697 B	33.929	29.271	3:00.497	286.5		47:20.688									
	21	2	2:13.309	52.110	29.808	51.391	280.5		49:33.997									
	22	2	1:53.410	33.366	29.172	50.872	282.0		51:27.407									
	23	2	1:51.757	33.246	29.035	49.476	284.2		53:19.164									
	24	2	1:53.898	33.043	30.535	50.320	283.5		55:13.062									
	25	2	1:51.285	32.930	28.859	49.496	286.5		57:04.347									
	26	2	1:52.407	33.627	28.946	49.834	285.0		58:56.754									
	27	2	1:54.773	33.675	28.966	52.132	288.0		1:00:51.527									
	67	Haegeli by T2 Racing Duqueine M30 - D08 - Nissan 1. Pieder DECURTINS 2. Samir BEN							LMP3	1	1	2:45.439	1:05.579	38.047	1:01.813	207.3	2:45.439	
2		1	3:05.526	36.716	1:19.058	1:09.752	79.2	5:50.965										
3		1	1:57.979	34.874	29.763	53.342	279.8	7:48.944										
4		1	1:56.390	35.081	29.670	51.639	281.2	9:45.334										
5		1	1:55.685	34.045	29.524	52.116	280.5	11:41.019										
6		1	1:54.822	33.864	29.467	51.491	279.1	13:35.841										
7		1	2:02.979 B	33.853	29.505	59.621	279.8	15:38.820										
8		2	4:20.283	2:58.288	29.791	52.204	279.8	19:59.103										
9		2	1:55.650	34.100	29.552	51.998	281.2	21:54.753										
10		2	1:54.372	33.537	29.347	51.488	282.7	23:49.125										
11		2	2:00.381 B	33.507	29.308	57.566	282.0	25:49.506										
12		2	4:33.137	3:12.461	29.469	51.207	279.8	30:22.643										
13		2	1:55.604	34.061	29.292	52.251	282.7	32:18.247										
14		2	2:02.132 B	34.872	29.536	57.724	280.5	34:20.379										
15		1	6:37.874	5:16.775	29.491	51.608	279.8	40:58.253										
16		1	1:54.874	33.791	29.771	51.312	281.2	42:53.127										
17		1	1:54.926	33.936	29.685	51.305	280.5	44:48.053										
18		1	1:55.238	33.696	29.572	51.970	282.7	46:43.291										
19		1	2:06.433 B	35.456	29.503	1:01.474	282.7	48:49.724										
20		2	4:19.050	2:58.456	29.410	51.184	280.5	53:08.774										
21		2	1:53.314	33.239	29.205	50.870	283.5	55:02.088										
22		2	1:58.095	33.946	30.683	53.466	251.2	57:00.183										
23		2	1:56.214	33.338	29.210	53.666	285.0	58:56.397										
24		2	1:56.094	33.605	29.173	53.316	285.7	1:00:52.491										
66		Rinaldi Racing Ligier JS P320 - Nissan 1. Steve PARROW 2. Daniel KEILWITZ								LMP3	1	2	2:09.044 B	35.536	30.219	1:03.289	282.0	40:15.259

LE MANS CUP

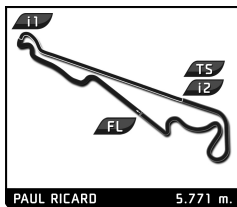


Michelin Le Mans Cup Le Castellet Round Free Practice 1

Sector Analysis

Lap under Red Flag											Invalidated Lap	Personal Best	Session Best	B Crossing the pit lane		
Lap	D	Time	Sector 1	Sector 2	Sector 3	T. Spd	Elapsed	Lap	D	Time	Sector 1	Sector 2	Sector 3	T. Spd	Elapsed	
71	Rinaldi Racing							Ligier JS P320 - Nissan								
	1.Stefan AUST							LMP3								
	2.Felipe FERNANDEZ-LASER															
	1	2	7:29.497	6:01.353	31.525	56.619	264.1	7:29.497	21	2	1:57.164	34.157	30.018	52.989	279.1	54:38.830
	2	2	1:54.937	34.543	30.170	50.224	270.0	9:24.434	22	2	1:55.759	34.230	29.813	51.716	279.8	56:34.589
	3	2	1:53.494	33.528	29.770	50.196	279.1	11:17.928	23	2	1:55.747	34.055	29.778	51.914	280.5	58:30.336
	4	2	1:52.943	33.172	29.605	50.166	274.8	13:10.871	24	2	1:56.309	33.989	30.104	52.216	279.1	1:00:26.645
	5	2	2:00.605	33.213	29.632	57.760	276.9	15:11.476								
	6	2	1:52.071	32.959	29.544	49.568	278.4	17:03.547								
	7	2	1:59.072	B	33.137	29.429	56.506	275.5	19:02.619							
	8	1	4:08.147	2:46.001	29.674	52.472	279.1	23:10.766								
	9	1	1:56.031	34.124	29.889	52.018	275.5	25:06.797								
	10	1	1:55.801	33.841	30.062	51.898	276.2	27:02.598								
	11	1	1:54.937	33.816	29.888	51.233	275.5	28:57.535								
	12	1	1:54.024	33.537	29.580	50.907	276.9	30:51.559								
	13	1	1:54.700	33.552	29.843	51.305	279.1	32:46.259								
	14	1	1:54.584	33.528	29.659	51.397	278.4	34:40.843								
	15	1	1:54.238	33.951	29.618	50.669	277.6	36:35.081								
	16	1	1:54.982	33.571	29.840	51.571	276.9	38:30.063								
	17	1	1:53.728	33.401	29.401	50.926	279.8	40:23.791								
	18	1	1:57.321	33.793	29.529	53.999	281.2	42:21.112								
	19	1	1:56.567	33.568	29.498	53.501	279.8	44:17.679								
	20	1	1:56.314	33.606	29.613	53.095	282.0	46:13.993								
	21	1	2:01.149	B	33.603	29.566	57.980	277.6	48:15.142							
	22	2	4:00.769	2:36.783	29.408	54.578	274.8	52:15.911								
	23	2	1:57.273	32.749	29.379	55.145	279.8	54:13.184								
	24	2	1:51.858	32.915	29.486	49.457	279.8	56:05.042								
	25	2	1:52.921	32.818	29.147	50.956	283.5	57:57.963								
26	2	1:51.728	33.090	29.301	49.337	280.5	59:49.691									
27	2	1:52.389	33.047	30.324	49.018	277.6	1:01:42.080									
73	Proton Huber Competition							Porsche 911 GT3 R (992)								
	1.Jörg DREISOW							GT3								
	2.Manuel LAUCK															
	1	1	4:45.550	2:25.786	45.759	1:34.005	180.0	4:45.550								
	2	1	2:27.542	53.600	34.955	58.987	260.9	7:13.092								
	3	1	2:06.156	36.865	32.615	56.676	278.4	9:19.248								
	4	1	2:01.778	35.931	30.712	55.135	278.4	11:21.026								
	5	1	2:02.218	35.659	30.524	56.038	276.2	13:23.244								
	6	1	2:00.559	35.952	30.595	54.012	260.9	15:23.803								
	7	1	1:59.285	35.376	30.408	53.501	277.6	17:23.088								
	8	1	1:59.895	35.229	30.681	53.985	277.6	19:22.983								
	9	1	1:59.324	34.835	30.584	52.905	276.9	21:22.307								
	10	1	2:10.587	B	36.708	30.924	1:02.955	277.6	23:32.894							
	11	2	4:34.983	3:11.533	30.472	52.978	264.7	28:07.877								
	12	2	1:56.152	34.030	30.018	52.104	279.1	30:04.029								
	13	2	1:55.864	34.099	30.036	51.729	279.1	31:59.893								
	14	2	1:55.396	33.825	29.832	51.739	281.2	33:55.289								
	15	2	1:57.749	34.561	29.939	53.249	280.5	35:53.038								
	16	2	2:02.428	B	33.963	29.759	58.706	282.7	37:55.466							
	17	2	4:19.949	2:57.399	30.152	52.398	279.8	42:15.415								
	18	2	1:58.461	34.177	30.170	54.114	280.5	44:13.876								
	19	2	2:06.131	B	34.365	30.074	1:01.692	279.8	46:20.007							
	20	2	6:21.659	4:58.419	30.331	52.909	279.1	52:41.666								
	74	Kessel Racing							Ferrari 296 GT3							
		1.Andrew GILBERT							GT3							
		2.Fran RUEDA MATEOS														
		1	2	3:28.596	2:01.300	32.532	54.764	256.5	3:28.596							
		2	2	2:50.947	1:08.444	46.633	55.870	262.8	6:19.543							
3		2	1:56.727	34.606	30.290	51.831	274.8	8:16.270								
4		2	1:56.650	34.407	30.337	51.906	275.5	10:12.920								
5		2	1:55.822	34.221	30.093	51.508	274.8	12:08.742								
6		2	1:56.206	33.897	30.057	52.252	276.2	14:04.948								
7		2	5:17.349	B	35.229	30.263	4:11.857	276.2	19:22.297							
8		1	2:26.498	58.658	31.565	56.275	272.7	21:48.795								
9		1	2:03.233	36.775	30.783	55.675	274.8	23:52.028								
10		1	2:01.834	36.017	30.601	55.216	273.4	25:53.862								
11		1	2:00.789	35.438	30.889	54.462	274.8	27:54.651								
12		1	2:01.437	36.157	30.867	54.413	274.1	29:56.088								
13		1	2:00.801	35.473	30.767	54.561	274.8	31:56.889								
14		1	2:00.399	35.233	30.664	54.502	274.8	33:57.288								
15		1	2:00.866	36.043	30.663	54.160	270.7	35:58.154								
16		1	2:00.224	35.213	30.678	54.333	276.9	37:58.378								
17		1	1:59.210	35.298	30.378	53.534	275.5	39:57.588								
18		1	2:01.109	35.352	30.592	55.165	275.5	41:58.697								
19		1	1:59.389	35.269	30.586	53.534	275.5	43:58.086								
20		1	2:37.720	34.951	30.542	1:32.227	275.5	46:35.806								
21		1	3:46.663	B	39.488	32.295	2:34.880	271.4	50:22.469							
22		2	2:13.015	50.854	30.277	51.884	275.5	52:35.484								
23		2	1:55.680	33.917	30.107	51.656	279.8	54:31.164								
24		2	1:56.075	34.342	30.055	51.678	276.9	56:27.239								
25		2	1:55.521	33.923	29.958	51.640	276.9	58:22.760								
26	2	1:55.398	33.864	30.062	51.472	276.9	1:00:18.158									
77	Team Thor							Ligier JS P320 - Nissan								
	1.Audunn GUDMUNDSSON							LMP3								
	2.Colin NOBLE															
	1	2	3:54.672	2:19.007	32.405	1:03.260	260.9	3:54.672								
	2	2	2:38.014	1:17.231	30.298	50.485	274.1	6:32.686								
	3	2	1:53.332	34.083	29.517	49.732	276.9	8:26.018								
	4	2	1:53.006	33.365	29.265	50.376	279.8	10:19.024								
	5	2	1:53.928	33.905	30.437	49.586	274.8	12:12.952								
	6	2	1:52.218	33.033	29.317	49.868	276.9	14:05.170								
	7	2	1:56.694	34.633	29.543	52.518	281.2	16:01.864								
	8	2	1:59.386	B	32.970	29.365	57.051	277.6	18:01.250							
	9	1	4:05.714	2:44.596	29.752	51.266	274.8	22:06.964								
	10	1	1:56.621	35.331	29.937	51.353	275.5	24:03.585								
	11	1	1:54.192	33.920	29.403	50.869	277.6	25:57.777								
	12	1	1:57.068	33.967	29.471	53.630	279.8	27:54.845								
	13	1	2:04.404	B	34.228	29.425	1:00.751	279.8	29:59.249							
	14	1	4:28.885	3:08.217	29.713	50.955	273.4	34:28.134								
	15	1	1:55.141	33.908	29.616	51.617	277.6	36:23.275								
	16	1	1:53.411	33.256	29.541	50.614	277.6	38:16.686								
	17	1	1:53.535	33.462	29.678	50.395	278.4	40:10.221								

LE MANS CUP



Michelin Le Mans Cup Le Castellet Round Free Practice 1

Sector Analysis

PAUL RICARD 5.771 m.

Lap under Red Flag Invalidated Lap Personal Best Session Best Crossing the pit lane

Lap	D	Time	Sector 1	Sector 2	Sector 3	T. Spd	Elapsed	Lap	D	Time	Sector 1	Sector 2	Sector 3	T. Spd	Elapsed
18	1	1:53.347	33.347	29.677	50.323	277.6	42:03.568	14	1	1:55.249	33.895	29.546	51.808	279.8	31:39.030
19	1	1:58.806	33.951	29.507	55.348	279.8	44:02.374	15	1	1:55.307	33.684	29.605	52.018	278.4	33:34.337
20	1	1:55.770	34.346	29.627	51.797	278.4	45:58.144	16	1	1:54.350	33.553	29.635	51.162	279.1	35:28.687
21	1	2:05.282 B	33.474	29.631	1:02.177	278.4	48:03.426	17	1	1:54.425	33.674	29.795	50.956	277.6	37:23.112
22	2	5:02.016	3:41.574	29.429	51.013	279.8	53:05.442	18	1	1:54.323	33.748	29.510	51.065	279.1	39:17.435
23	2	1:52.700	33.399	29.333	49.968	278.4	54:58.142	19	1	1:54.816	33.837	29.650	51.329	281.2	41:12.251
24	2	1:53.117	33.537	29.379	50.201	280.5	56:51.259	20	1	1:57.527	35.041	29.648	52.838	284.2	43:09.778
25	2	1:54.269	33.468	29.307	51.494	280.5	58:45.528	21	1	2:06.836 B	34.085	30.896	1:01.855	279.8	45:16.614
26	2	1:51.274	32.864	29.177	49.233	280.5	1:00:36.802	22	2	4:30.260	3:09.539	29.613	51.108	276.2	49:46.874

83 Iron Dames Lamborghini Huracan GT3 EVO2
 1. Celia MARTIN GT3
 2. Karen GAILLARD

1	2	2:56.793	1:25.241	34.298	57.254	262.1	2:56.793
2	2	3:01.655	37.430	1:22.754	1:01.471	80.6	5:58.448
3	2	1:58.712	35.472	30.489	52.751	275.5	7:57.160
4	2	1:57.609	34.764	30.499	52.346	274.8	9:54.769
5	2	1:58.225	34.669	30.361	53.195	279.1	11:52.994
6	2	1:57.378	34.352	30.467	52.559	273.4	13:50.372
7	2	1:56.261	34.104	30.158	51.999	275.5	15:46.633
8	2	1:55.706	33.903	30.088	51.715	274.8	17:42.339
9	2	1:56.327	33.902	30.353	52.072	274.8	19:38.666
10	2	1:57.831	34.180	30.366	53.285	276.9	21:36.497
11	2	1:58.835	34.604	32.012	52.219	272.7	23:35.332
12	2	2:03.627 B	34.261	30.181	59.185	275.5	25:38.959
13	1	3:40.773	2:16.271	30.889	53.613	273.4	29:19.732
14	1	1:59.962	35.264	30.477	54.221	275.5	31:19.694
15	1	1:58.715	34.759	30.802	53.154	276.2	33:18.409
16	1	1:58.445	35.045	30.296	53.104	276.2	35:16.854
17	1	1:58.057	34.720	30.116	53.221	276.2	37:14.911
18	1	1:57.404	34.645	30.401	52.358	275.5	39:12.315
19	1	1:58.091	34.954	30.326	52.811	276.2	41:10.406
20	1	1:57.290	34.736	30.120	52.434	277.6	43:07.696
21	1	1:59.741	35.551	31.031	53.159	276.2	45:07.437
22	1	1:58.201	34.731	30.288	53.182	276.9	47:05.638
23	1	2:08.368	43.611	31.559	53.198	270.7	49:14.006
24	1	2:03.648 B	34.659	30.402	58.587	274.8	51:17.654
25	2	4:54.559 B	3:08.395	39.111	1:07.053	210.1	56:12.213

84 ANS Motorsport Ligier JS P320 - Nissan
 1. Julien LEMOINE LMP3
 2. Paul TROJANI

1	2	2:24.198	57.384	31.607	55.207	263.4	2:24.198
2	2	2:56.283	35.866	42.667	1:37.750	78.8	5:20.481
3	2	1:57.714	35.771	29.426	52.517	282.7	7:18.195
4	2	1:53.789	34.158	29.574	50.057	279.1	9:11.984
5	2	1:53.003	33.363	29.388	50.252	279.8	11:04.987
6	2	1:52.571	33.304	29.621	49.646	274.1	12:57.558
7	2	1:52.226	32.915	29.530	49.781	276.9	14:49.784
8	2	1:59.067 B	32.788	29.390	56.889	279.1	16:48.851
9	1	4:58.437	3:33.750	30.455	54.232	274.1	21:47.288
10	1	1:56.839	34.654	29.824	52.361	278.4	23:44.127
11	1	1:57.248	34.225	29.772	53.251	278.4	25:41.375
12	1	2:06.325	37.718	33.767	54.840	270.0	27:47.700
13	1	1:56.081	34.037	29.816	52.228	279.1	29:43.781

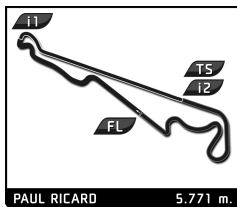
85 R-ace GP Duqueine M30 - D08 - Nissan
 1. Fabien MICHAL LMP3
 2. Hadrien DAVID

1	1	2:24.284	51.729	35.363	57.192	229.3	2:24.284
2	1	3:03.010	38.024	45.692	1:39.294	78.7	5:27.294
3	1	1:57.375	35.212	29.684	52.479	271.4	7:24.669
4	1	1:59.221	34.450	29.298	55.473	282.0	9:23.890
5	1	1:53.531	33.325	28.995	51.211	287.2	11:17.421
6	1	1:52.230	32.889	29.153	50.188	283.5	13:09.651
7	1	2:00.752	33.433	29.063	58.256	285.7	15:10.403
8	1	1:51.563	32.853	29.010	49.700	282.7	17:01.966
9	1	1:50.746	32.599	28.961	49.186	284.2	18:52.712
10	1	1:57.891	33.408	32.075	52.408	271.4	20:50.603
11	1	1:51.236	32.690	29.073	49.473	284.2	22:41.839
12	1	2:02.315 B	34.523	29.793	57.999	282.7	24:44.154
13	2	4:30.683	2:58.698	34.222	57.763	254.1	29:14.837
14	2	1:59.116	35.066	31.107	52.943	245.5	31:13.953
15	2	1:50.375	32.588	28.975	48.812	283.5	33:04.328
16	2	1:51.933	32.688	29.003	50.242	285.0	34:56.261
17	2	1:51.081	32.423	28.946	49.712	286.5	36:47.342
18	2	1:52.095	32.679	29.076	50.340	288.8	38:39.437
19	2	1:49.709	32.340	28.809	48.560	285.7	40:29.146
20	2	1:50.496	32.360	29.000	49.136	287.2	42:19.642
21	2	1:54.320	32.648	29.013	52.659	288.0	44:13.962
22	2	1:57.864 B	32.377	28.996	56.491	285.7	46:11.826
23	2	4:03.858 B	2:24.408	34.318	1:05.132	151.7	50:15.684

87 COOL Racing Ligier JS P320 - Nissan
 1. James SWEETNAM LMP3
 2. Adrien CLOSMENIL

1	1	2:32.796	1:04.228	32.725	55.843	268.0	2:32.796
2	1	3:01.687	36.770	41.317	1:43.600	78.0	5:34.483
3	1	1:57.370	34.836	29.753	52.781	278.4	7:31.853
4	1	1:57.131	34.512	30.050	52.569	280.5	9:28.984
5	1	1:56.195	34.553	29.673	51.969	277.6	11:25.179
6	1	1:57.346	34.023	29.612	53.711	276.9	13:22.525
7	1	2:14.421	52.538	30.102	51.781	274.8	15:36.946
8	1	1:55.517	34.082	29.962	51.473	276.9	17:32.463
9	1	1:54.814	33.640	29.821	51.353	276.9	19:27.277

LE MANS CUP



Michelin Le Mans Cup Le Castellet Round Free Practice 1

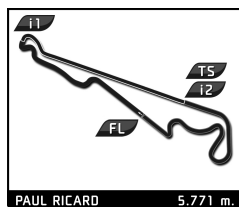
Sector Analysis

PAUL RICARD 5.771 m.

Lap under Red Flag Invalidated Lap Personal Best Session Best B Crossing the pit lane

Lap	D	Time	Sector 1	Sector 2	Sector 3	T. Spd	Elapsed	Lap	D	Time	Sector 1	Sector 2	Sector 3	T. Spd	Elapsed
10	1	2:04.385 B	33.938	30.195	1:00.252	279.8	21:31.662	5	2	1:56.642	34.501	30.089	52.052	279.1	12:15.970
11	2	4:51.208	3:27.634	29.720	53.854	273.4	26:22.870	6	2	1:57.072	34.678	30.264	52.130	274.1	14:13.042
12	2	1:52.976	33.480	29.537	49.959	277.6	28:15.846	7	2	1:56.296	34.109	30.215	51.972	274.8	16:09.338
13	2	1:53.226	33.229	29.368	50.629	278.4	30:09.072	8	2	4:45.190 B	34.318	30.317	3:40.555	274.1	20:54.528
14	2	1:52.693	33.064	29.290	50.339	279.8	32:01.765	9	2	2:17.375	52.071	30.600	54.704	272.7	23:11.903
15	2	1:53.784	32.969	29.190	51.625	282.0	33:55.549	10	2	1:57.243	34.716	30.323	52.204	274.1	25:09.146
16	2	1:51.950	33.059	29.248	49.643	279.8	35:47.499	11	2	1:56.725	34.505	30.362	51.858	274.8	27:05.871
17	2	1:54.028	34.175	30.141	49.712	279.1	37:41.527	12	2	1:57.330	34.484	30.201	52.645	272.7	29:03.201
18	2	1:54.388	33.218	29.235	51.935	278.4	39:35.915	13	2	1:56.271	34.360	30.181	51.730	274.1	30:59.472
19	2	1:51.335	32.893	29.172	49.270	279.8	41:27.250	14	2	4:20.292 B	34.497	30.297	3:15.498	275.5	35:19.764
20	2	1:51.208	32.756	29.277	49.175	280.5	43:18.458	15	1	2:19.734	53.352	31.230	55.152	273.4	37:39.498
21	2	2:00.714 B	32.995	29.144	58.575	282.7	45:19.172	16	1	2:02.733	36.486	30.752	55.495	273.4	39:42.231
22	1	4:27.373	3:05.221	29.764	52.388	276.2	49:46.545	17	1	2:04.960	36.206	31.866	56.888	237.4	41:47.191
23	1	1:55.293	34.002	29.302	51.989	278.4	51:41.838	18	1	2:02.272	35.805	30.841	55.626	274.8	43:49.463
24	1	1:55.622	34.027	29.499	52.096	278.4	53:37.460	19	1	2:01.315	35.950	30.917	54.448	272.7	45:50.778
25	1	1:55.433	34.185	29.575	51.673	279.1	55:32.893	20	1	2:03.080	36.599	31.002	55.479	273.4	47:53.858
26	1	1:56.623	34.141	29.480	53.002	279.1	57:29.516	21	1	2:01.963	35.918	30.740	55.305	272.7	49:55.821
27	1	1:59.173	35.506	29.504	54.163	282.0	59:28.689	22	1	2:01.114	35.609	30.551	54.954	275.5	51:56.935
28	1	1:54.789	33.881	29.431	51.477	279.1	1:01:23.478	23	1	2:01.086	36.089	30.555	54.442	278.4	53:58.021
88 AF Corse 1. Custodio TOLEDO 2. Riccardo AGOSTINI Ferrari 296 GT3 GT3								97 COOL Racing 1. Adrien CHILA 2. David DROUX Ligier JS P320 - Nissan LMP3							
1	1	4:59.837	2:50.138	36.314	1:33.385	262.8	4:59.837	1	2	2:16.559	49.941	32.405	54.213	259.6	2:16.559
2	1	2:18.742	44.060	32.986	1:01.696	269.3	7:18.579	2	2	2:36.613	35.246	30.683	1:30.684	269.3	4:53.172
3	1	2:09.241	38.478	32.121	58.642	270.7	9:27.820	3	2	2:03.241	42.461	29.548	51.232	275.5	6:56.413
4	1	2:02.276	36.892	31.098	54.286	273.4	11:30.096	4	2	1:52.241	33.563	29.289	49.389	279.1	8:48.654
5	1	1:59.692	35.090	30.728	53.874	272.7	13:29.788	5	2	1:52.310	33.331	29.535	49.444	279.1	10:40.964
6	1	1:59.424	34.867	30.540	54.017	272.7	15:29.212	6	2	2:06.311 B	33.803	29.688	1:02.820	276.9	12:47.275
7	1	1:58.283	34.859	30.557	52.867	274.1	17:27.495	7	1	4:27.742	3:06.567	29.742	51.433	275.5	17:15.017
8	1	1:58.576	34.632	30.598	53.346	272.7	19:26.071	8	1	1:53.740	33.653	29.446	50.641	279.1	19:08.757
9	1	2:07.397 B	34.713	30.628	1:02.056	268.0	21:33.468	9	1	1:53.336	33.738	29.417	50.181	279.8	21:02.093
10	2	4:40.807	3:18.254	30.393	52.160	273.4	26:14.275	10	1	1:53.173	33.683	29.369	50.121	281.2	22:55.266
11	2	1:55.099	33.934	30.026	51.139	276.2	28:09.374	11	1	1:52.239	33.240	29.342	49.657	280.5	24:47.505
12	2	1:58.357	33.768	30.090	54.499	274.1	30:07.731	12	1	1:53.375	33.328	29.351	50.696	282.0	26:40.880
13	2	2:00.166	33.740	29.891	56.535	277.6	32:07.897	13	1	1:52.746	33.318	29.256	50.172	282.0	28:33.626
14	2	1:54.776	33.628	30.228	50.920	274.8	34:02.673	14	1	2:01.172 B	33.261	29.240	58.671	282.7	30:34.798
15	2	2:00.745 B	33.471	30.039	57.235	276.9	36:03.418	15	2	4:23.480	3:03.276	29.767	50.437	276.2	34:58.278
16	1	8:40.182	7:14.784	31.433	53.965	272.0	44:43.600	16	2	1:51.749	32.958	29.526	49.265	278.4	36:50.027
17	1	1:59.042	34.905	30.553	53.584	273.4	46:42.642	17	2	1:53.813	33.487	29.572	50.754	279.8	38:43.840
18	1	2:03.930	37.488	31.287	55.155	272.0	48:46.572	18	2	1:56.136	34.934	29.403	51.799	277.6	40:39.976
19	1	1:59.887	34.818	30.602	54.467	272.7	50:46.459	19	2	1:51.033	32.760	29.208	49.065	280.5	42:31.009
20	1	2:11.335 B	35.632	30.834	1:04.869	274.1	52:57.794	20	2	1:50.849	32.652	29.160	49.037	282.0	44:21.858
21	1	2:20.432	52.909	32.619	54.904	272.0	55:18.226	21	2	1:59.710 B	32.588	29.310	57.812	280.5	46:21.568
22	1	2:28.148	1:00.262	32.754	55.132	217.7	57:46.374	22	1	3:12.915	1:53.097	29.390	50.428	280.5	49:34.483
23	1	1:58.844	34.861	30.622	53.361	275.5	59:45.218	23	1	1:53.212	33.591	29.202	50.419	281.2	51:27.695
24	1	2:20.657 B	36.420	31.789	1:12.448	259.6	1:02:05.875	24	1	1:53.313	34.040	29.384	49.889	282.0	53:21.008
1	2	3:28.073	1:51.620	35.623	1:00.830	211.4	3:28.073	25	1	1:52.960	33.408	29.153	50.399	285.7	55:13.968
2	2	2:54.163	1:08.254	49.176	56.733	244.9	6:22.236	26	1	1:52.512	33.324	29.111	50.077	282.7	57:06.480
3	2	1:59.415	35.713	30.618	53.084	274.8	8:21.651	27	1	1:52.145	33.196	29.121	49.828	285.7	58:58.625
4	2	1:57.677	34.676	30.282	52.719	276.2	10:19.328	28	1	2:15.866 B	35.475	34.892	1:05.499	215.1	1:01:14.491

LE MANS CUP



Michelin Le Mans Cup Le Castellet Round Free Practice 1

PAUL RICARD 5.771 m.

Sector Analysis

Lap under Red Flag Invalidated Lap ■ Personal Best ■ Session Best **B** Crossing the pit lane

Lap	D	Time	Sector 1	Sector 2	Sector 3	T. Spd	Elapsed	Lap	D	Time	Sector 1	Sector 2	Sector 3	T. Spd	Elapsed	
99		More Motorsport					Ligier JS P320 - Nissan					LMP3				
		1. Mark VAN DER SNEL														
		2. Max VAN DER SNEL JR.														
1	1	3:03.667	1:27.631	34.405	1:01.631	262.8	3:03.667									
2	1	3:01.828	40.998	1:22.348	58.482	181.2	6:05.495									
3	1	1:59.538	35.981	29.901	53.656	278.4	8:05.033									
4	1	1:57.808	35.370	29.976	52.462	278.4	10:02.841									
5	1	1:57.309	34.871	29.965	52.473	276.9	12:00.150									
6	1	1:56.075	34.507	29.834	51.734	276.2	13:56.225									
7	1	1:56.028	34.258	29.830	51.940	277.6	15:52.253									
8	1	2:06.283 B	34.692	31.080	1:00.511	266.7	17:58.536									
9	2	4:24.431	3:03.250	30.017	51.164	276.2	22:22.967									
10	2	1:55.069	34.796	29.659	50.614	277.6	24:18.036									
11	2	1:53.282	33.228	29.504	50.550	279.8	26:11.318									
12	2	2:01.386 B	33.530	29.935	57.921	280.5	28:12.704									
13	2	3:08.767	1:49.042	29.454	50.271	280.5	31:21.471									
14	2	1:53.228	33.193	30.202	49.833	278.4	33:14.699									
15	2	1:51.591	32.919	29.384	49.288	280.5	35:06.290									
16	2	2:01.536 B	34.049	29.404	58.083	282.0	37:07.826									
17	2	4:05.815	2:44.856	29.438	51.521	279.8	41:13.641									
18	2	1:54.476	33.917	29.460	51.099	288.0	43:08.117									
19	2	2:01.972 B	34.753	29.537	57.682	278.4	45:10.089									
20	1	4:02.537	2:38.044	30.733	53.760	273.4	49:12.626									
21	1	1:55.576	34.262	29.676	51.638	279.1	51:08.202									
22	1	1:56.672	33.849	29.721	53.102	279.8	53:04.874									
23	1	1:56.569	34.617	29.768	52.184	279.8	55:01.443									
24	1	1:55.020	33.951	29.453	51.616	280.5	56:56.463									
25	1	1:56.314	34.056	29.833	52.425	284.2	58:52.777									
26	1	1:56.694	34.269	30.374	52.051	276.2	1:00:49.471									