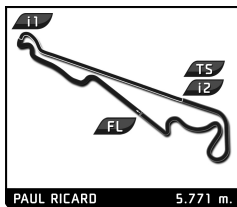




LE MANS CUP



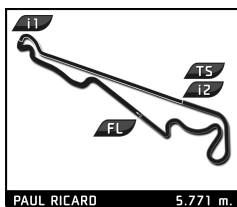
Michelin Le Mans Cup Le Castellet Round Bronze Driver Collective Test

Sector Analysis

Lap under Red Flag							Invalidated Lap		Personal Best	Session Best	B Crossing the pit lane					
Lap	D	Time	Sector 1	Sector 2	Sector 3	T. Spd	Elapsed	Lap	D	Time	Sector 1	Sector 2	Sector 3	T. Spd	Elapsed	
2 CD Sport							Ligier JS P320 - Nissan									
1. Shahan SARKISSIAN							LMP3									
2. Willyam GOSSELIN																
1	1	3:57.875	2:30.679	32.392	54.804	268.0	3:57.875	17	1	1:52.282	33.277	28.824	50.181	286.5	35:43.122	
2	1	1:56.323	34.693	30.056	51.574	272.7	5:54.198	18	1	1:55.371	33.280	28.895	53.196	288.0	37:38.493	
3	1	1:54.686	33.943	29.858	50.885	276.2	7:48.884	19	1	1:58.391	33.233	28.873	56.285	287.2	39:36.884	
4	1	1:53.401	33.469	29.520	50.412	276.9	9:42.285	20	1	1:52.645	33.530	28.998	50.117	284.2	41:29.529	
5	1	1:56.340	34.565	29.515	52.260	278.4	11:38.625									
6	1	1:53.533	33.734	29.542	50.257	280.5	13:32.158									
7	1	1:53.347	33.531	29.418	50.398	278.4	15:25.505									
8	1	1:58.382	33.384	29.472	55.526	282.7	17:23.887									
9	1	1:58.077	34.513	29.997	53.567	279.8	19:21.964									
10	1	5:27.375 B	33.263	29.551	4:24.561	281.2	24:49.339									
11	1	2:18.046	54.080	30.344	53.622	280.5	27:07.385									
12	1	2:02.508	35.855	30.029	56.624	282.7	29:09.893									
13	1	1:52.011	33.344	29.172	49.495	283.5	31:01.904									
14	1	1:55.979	33.983	29.091	52.905	283.5	32:57.883									
15	1	1:51.460	33.123	28.993	49.344	285.7	34:49.343									
16	1	1:51.549	32.958	29.088	49.503	285.0	36:40.892									
17	1	1:53.923	33.737	29.150	51.036	287.2	38:34.815									
18	1	1:51.577	32.857	29.133	49.587	285.7	40:26.392									
6 ANS Motorsport							Ligier JS P320 - Nissan									
1. Clément MORENO							LMP3									
2. Nicolas SCHATZ																
1	1	15:15.359	...	36.902	1:01.354	196.4	15:15.359									
2	1	2:13.829	38.713	32.252	1:02.864	254.1	17:29.188									
3	1	2:09.465	42.547	34.581	52.337	264.7	19:38.653									
4	1	1:57.814	33.629	29.693	54.492	279.8	21:36.467									
5	1	2:12.325	34.922	35.308	1:02.095	224.1	23:48.792									
6	1	1:52.111	33.688	29.124	49.299	283.5	25:40.903									
7	1	1:52.693	33.310	29.137	50.246	282.7	27:33.596									
8	1	1:55.313	34.254	29.019	52.040	286.5	29:28.909									
9	1	1:51.616	33.260	28.961	49.395	285.0	31:20.525									
10	1	1:59.668 B	33.658	29.150	56.860	283.5	33:20.193									
7 Nielsen Racing							Ligier JS P320 - Nissan									
1. Anthony WELLS							LMP3									
2. Wayne BOYD																
1	1	2:51.706	1:21.811	33.836	56.059	259.0	2:51.706									
2	1	1:59.462	35.679	30.369	53.414	277.6	4:51.168									
3	1	1:56.882	34.724	29.533	52.625	282.7	6:48.050									
4	1	1:55.497	34.105	29.581	51.811	282.0	8:43.547									
5	1	1:55.813	34.358	29.445	52.010	282.7	10:39.360									
6	1	1:56.824	34.357	29.326	53.141	283.5	12:36.184									
7	1	1:53.837	33.700	29.316	50.821	279.8	14:30.021									
8	1	1:54.851	34.115	29.470	51.266	281.2	16:24.872									
9	1	2:03.036 B	33.752	29.388	59.896	280.5	18:27.908									
10	1	3:50.173	2:27.563	30.180	52.430	277.6	22:18.081									
11	1	1:54.866	33.929	29.084	51.853	282.7	24:12.947									
12	1	1:54.678	33.453	29.186	52.039	284.2	26:07.625									
13	1	1:52.672	33.517	28.877	50.278	285.0	28:00.297									
14	1	1:57.376	33.383	28.836	55.157	285.7	29:57.673									
15	1	2:00.303	33.609	28.946	57.748	282.7	31:57.976									
16	1	1:52.864	33.460	28.891	50.513	285.7	33:50.840									
9 Graff							Ligier JS P320 - Nissan									
1. Georgios KOLOVOS							LMP3									
2. Axel GNOS																
1	1	2:26.711	54.387	34.003	58.321	236.8	2:26.711									
2	1	1:59.194	35.356	31.343	52.495	276.2	4:25.905									
3	1	1:55.774	33.882	29.381	52.511	280.5	6:21.679									
4	1	1:53.404	33.658	29.310	50.436	281.2	8:15.083									
5	1	1:53.704	33.616	29.399	50.689	279.8	10:08.787									
6	1	1:54.015	33.445	29.382	51.188	282.0	12:02.802									
7	1	1:53.345	33.507	29.154	50.684	282.7	13:56.147									
8	1	1:53.844	33.392	29.443	51.009	281.2	15:49.991									
9	1	2:05.063 B	34.749	29.334	1:00.980	282.7	17:55.054									
10	1	2:12.521	1:49.990	31.027	51.504	264.1	21:07.575									
11	1	1:56.918	36.523	29.415	50.980	282.0	23:04.493									
12	1	1:58.355	38.014	30.019	50.322	282.0	25:02.848									
13	1	1:53.951	33.613	29.067	51.271	283.5	26:56.799									
14	1	1:53.679	34.113	28.986	50.580	285.7	28:50.478									
15	1	1:57.697	34.438	29.167	54.092	285.0	30:48.175									
16	1	1:53.628	33.608	28.997	51.023	283.5	32:41.803									
17	1	1:54.544	34.887	29.277	50.380	285.0	34:36.347									
18	1	1:52.353	33.438	28.828	50.887	288.0	36:28.700									
19	1	2:19.040	33.091	50.413	55.536	233.3	38:47.740									
20	1	1:52.251	33.231	28.934	50.086	286.5	40:39.991									
10 Racing Spirit of Leman							Ligier JS P320 - Nissan									
1. Christophe LAPIERRE							LMP3									
2. Marius FOSSARD																
1	1	2:27.806	57.801	31.679	58.326	272.7	2:27.806									
2	1	2:00.974	35.587	30.308	55.079	278.4	4:28.780									
3	1	1:59.452	34.551	29.703	55.198	279.1	6:28.232									
4	1	1:55.812	34.088	29.591	52.133	282.0	8:24.044									
5	1	1:55.610	34.005	29.577	52.028	282.0	10:19.654									
6	1	1:54.858	34.171	29.438	51.249	279.1	12:14.512									
7	1	1:58.283	35.133	29.451	53.699	280.5	14:12.795									
8	1	1:54.696	33.941	29.495	51.260	279.8	16:07.491									
9	1	1:54.515	34.030	29.290	51.195	281.2	18:02.006									
10	1	1:53.967	33.891	29.337	50.739	282.7	19:55.973									
11	1	3:30.358 B	33.805	29.426	2:27.127	281.2	23:26.331									
12	1	2:18.131	54.418	31.326	52.387	267.3	25:44.462									
13	1	1:57.137	35.265	29.807	52.065	282.0	27:41.599									
14	1	1:53.653	33.986	29.259	50.408	283.5	29:35.252									
15	1	1:53.853	33.471	28.923	51.459	285.0	31:29.105									
16	1	1:52.617	33.468	29.023	50.126	282.7	33:21.722									
17	1	1:52.103	33.194	29.038	49.871	285.7	35:13.825									
18	1	1:52.401	33.316	28.932	50.153	286.5	37:06.226									
19	1	1:54.787	33.565	28.917	52.305	288.8	39:01.013									
20	1	1:53.699	33.610	29.033	51.056	288.0	40:54.712									
11 CD Sport							Ligier JS P320 - Nissan									
1. Christian SHORT							LMP3									
2. Franck CHAPPARD																

LE MANS CUP

Michelin Le Mans Cup Le Castellet Round Bronze Driver Collective Test



PAUL RICARD 5.771 m.

Sector Analysis

Lap under Red Flag Invalidated Lap Personal Best Session Best Crossing the pit lane

Lap	D	Time	Sector 1	Sector 2	Sector 3	T. Spd	Elapsed	Lap	D	Time	Sector 1	Sector 2	Sector 3	T. Spd	Elapsed							
1	1	3:01.938	1:25.625	34.608	1:01.705	254.7	3:01.938	11	1	1:55.167	34.459	29.808	50.900	282.0	25:27.995							
2	1	2:01.564	37.124	30.796	53.644	272.0	5:03.502	12	1	1:53.699	33.577	29.628	50.494	281.2	27:21.694							
3	1	1:58.215	35.193	30.091	52.931	276.9	7:01.717	13	1	1:55.087	34.376	29.666	51.045	281.2	29:16.781							
4	1	1:58.171	35.426	30.250	52.495	278.4	8:59.888	14	1	1:53.576	33.507	29.159	50.910	282.0	31:10.357							
5	1	1:56.201	34.403	29.658	52.140	280.5	10:56.089	15	1	1:53.305	33.688	29.272	50.345	281.2	33:03.662							
6	1	1:55.946	34.223	29.726	51.997	280.5	12:52.035	16	1	1:54.331	33.510	28.955	51.866	288.0	34:57.993							
7	1	1:55.917	34.358	29.721	51.838	277.6	14:47.952	17	1	1:52.632	33.347	29.009	50.276	285.7	36:50.625							
8	1	3:43.933 B	34.871	29.965	2:39.097	278.4	18:31.885	18	1	1:53.345	33.310	28.972	51.063	288.0	38:43.970							
9	1	2:19.306	54.192	30.769	54.345	276.2	20:51.191	19	1	1:53.247	33.370	29.034	50.843	285.0	40:37.217							
10	1	1:57.295	35.505	30.002	51.788	279.8	22:48.486	<div style="border: 1px solid black; padding: 5px;"> 17 IDEC Sport Ligier JS P320 - Nissan LMP3 1. Patrice LAFARGUE 2. Dino LUNARDI </div>							1	1	2:46.287	1:12.884	35.848	57.555	249.4	2:46.287
11	1	1:54.198	33.848	29.367	50.983	282.0	24:42.684								2	1	2:03.488	36.876	32.178	54.434	255.3	4:49.775
12	1	1:57.533	34.843	29.627	53.063	281.2	26:40.217								3	1	1:59.733	35.478	30.056	54.199	278.4	6:49.508
13	1	1:53.893	33.888	29.181	50.824	284.2	28:34.110								4	1	1:57.855	35.146	30.010	52.699	284.2	8:47.363
14	1	1:53.406	33.629	29.188	50.589	284.2	30:27.516								5	1	1:58.456	35.497	29.981	52.978	280.5	10:45.819
15	1	1:54.548	33.602	29.216	51.730	279.1	32:22.064								6	1	1:59.669	35.080	29.963	54.626	283.5	12:45.488
16	1	1:52.888	33.411	29.178	50.299	282.7	34:14.952								7	1	1:57.114	34.855	29.958	52.301	276.9	14:42.602
17	1	1:52.929	33.458	29.053	50.418	283.5	36:07.881								8	1	1:56.710	34.682	29.929	52.099	280.5	16:39.312
18	1	2:00.423	33.626	29.242	57.555	291.9	38:08.304								9	1	4:51.383 B	36.142	30.407	3:44.834	279.8	21:30.695
19	1	1:55.397	33.406	29.645	52.346	282.0	40:03.701								10	1	2:22.180	55.451	31.993	54.736	271.4	23:52.875

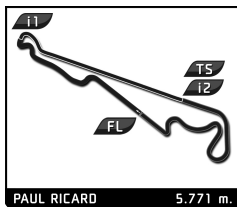
Lap	D	Time	Sector 1	Sector 2	Sector 3	T. Spd	Elapsed
1	1	3:29.130	1:59.099	32.912	57.119	261.5	3:29.130
2	1	2:03.011	36.749	31.078	55.184	272.0	5:32.141
3	1	2:02.087	35.749	30.712	55.626	273.4	7:34.228
4	1	2:04.099	35.967	30.929	57.203	273.4	9:38.327
5	1	2:02.189	36.152	30.989	55.048	272.7	11:40.516
6	1	2:00.775	35.724	30.452	54.599	275.5	13:41.291
7	1	2:00.802	35.225	30.579	54.998	273.4	15:42.093
8	1	2:00.318	35.186	30.510	54.622	274.8	17:42.411
9	1	2:01.485	36.083	31.001	54.401	275.5	19:43.896
10	1	4:36.556 B	35.793	31.324	3:29.439	274.1	24:20.452
11	1	2:25.827	57.000	32.588	56.239	272.7	26:46.279
12	1	1:58.944	35.464	30.593	52.887	278.4	28:45.223
13	1	1:58.220	35.074	30.273	52.873	276.9	30:43.443
14	1	1:58.049	35.037	30.183	52.829	276.2	32:41.492
15	1	1:57.101	34.663	30.051	52.387	279.8	34:38.593
16	1	1:59.138	34.764	30.016	54.358	279.8	36:37.731
17	1	1:57.779	34.734	30.207	52.838	280.5	38:35.510
18	1	2:09.752 B	36.996	30.486	1:02.270	279.1	40:45.262

Lap	D	Time	Sector 1	Sector 2	Sector 3	T. Spd	Elapsed
1	1	2:32.932	1:05.552	31.167	56.213	277.6	2:32.932
2	1	1:56.663	34.668	29.397	52.598	282.0	4:29.595
3	1	1:55.951	34.163	29.402	52.386	285.7	6:25.546
4	1	1:54.541	33.999	29.138	51.404	290.3	8:20.087
5	1	1:55.732	34.470	30.028	51.234	281.2	10:15.819
6	1	1:54.298	33.766	29.509	51.023	283.5	12:10.117
7	1	2:00.171	34.652	29.945	55.574	284.2	14:10.288
8	1	1:54.452	33.921	29.457	51.074	284.2	16:04.740
9	1	2:01.322 B	33.642	29.120	58.560	288.0	18:06.062
10	1	5:26.766	4:04.843	30.693	51.230	279.8	23:32.828

Lap	D	Time	Sector 1	Sector 2	Sector 3	T. Spd	Elapsed
1	1	4:37.155	2:52.066	38.315	1:06.774	223.1	4:37.155
2	1	2:18.227	41.954	33.773	1:02.500	270.7	6:55.382
3	1	2:12.951	39.731	32.843	1:00.377	245.5	9:08.333
4	1	2:03.188	36.101	30.602	56.485	273.4	11:11.521
5	1	2:02.393	35.625	31.193	55.575	271.4	13:13.914
6	1	2:00.936	35.383	30.502	55.051	278.4	15:14.850
7	1	2:00.927	35.843	30.429	54.655	279.8	17:15.777
8	1	2:00.267	35.314	30.241	54.712	276.9	19:16.044
9	1	1:59.873	35.243	30.049	54.581	281.2	21:15.917
10	1	2:07.873 B	35.439	30.122	1:02.312	281.2	23:23.790
11	1	4:14.783	2:34.168	37.296	1:03.319	233.3	27:38.573
12	1	2:11.859	40.970	32.197	58.692	279.1	29:50.432
13	1	2:02.401	35.612	30.127	56.662	278.4	31:52.833
14	1	2:00.098	35.381	30.349	54.368	281.2	33:52.931
15	1	2:11.528	35.498	41.784	54.246	270.0	36:04.459
16	1	1:58.968	34.902	30.230	53.836	282.7	38:03.427
17	1	1:58.541	34.875	29.920	53.746	285.0	40:01.968

LE MANS CUP

Michelin Le Mans Cup Le Castellet Round Bronze Driver Collective Test



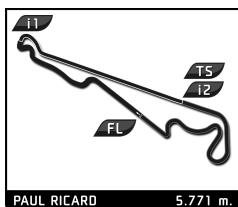
PAUL RICARD 5.771 m.

Sector Analysis

Lap under Red Flag Invalidated Lap Personal Best Session Best B Crossing the pit lane

Lap	D	Time	Sector 1	Sector 2	Sector 3	T. Spd	Elapsed	Lap	D	Time	Sector 1	Sector 2	Sector 3	T. Spd	Elapsed
20 High Class Racing Ligier JS P320 - Nissan 1. Jens Reno MOLLER LMP3 2. Tommy FOSTER								10	1	2:02.789	37.310	31.009	54.470	277.6	29:02.394
1	1	3:44.098	2:16.320	32.964	54.814	260.9	3:44.098	11	1	1:58.633	35.369	30.564	52.700	277.6	31:01.027
2	1	2:08.679	34.799	29.886	1:03.994	274.8	5:52.777	12	1	1:58.792	35.567	30.567	52.658	276.2	32:59.819
3	1	1:54.285	33.873	29.442	50.970	279.1	7:47.062	13	1	1:59.626	35.142	30.358	54.126	282.0	34:59.445
4	1	1:53.111	33.542	29.340	50.229	279.8	9:40.173	14	1	1:58.893	35.259	30.475	53.159	281.2	36:58.338
5	1	1:56.560	35.600	29.675	51.285	283.5	11:36.733	15	1	1:59.548	36.576	30.493	52.479	282.0	38:57.886
6	1	1:53.454	33.594	29.506	50.354	279.8	13:30.187	16	1	2:19.834	34.812	30.320	1:14.702	280.5	41:17.720
7	1	1:53.655	33.648	29.277	50.730	274.8	15:23.842	26 Breton Racing Ligier JS P320 - Nissan 1. Ben STONE LMP3 2. Dan SKOCDOPOLE							
8	1	2:04.150	33.509	29.280	1:01.361	282.0	17:27.992	1	1	2:53.740	1:20.794	36.276	56.670	236.3	2:53.740
9	1	5:24.828	3:58.327	33.364	53.137	274.8	22:52.820	2	1	2:00.389	35.911	30.900	53.578	276.2	4:54.129
10	1	1:59.114	35.562	30.455	53.097	280.5	24:51.934	3	1	1:57.107	35.093	29.818	52.196	277.6	6:51.236
11	1	1:56.588	36.264	29.973	50.351	281.2	26:48.522	4	1	1:56.517	34.413	29.524	52.580	281.2	8:47.753
12	1	1:53.457	33.654	29.889	49.914	282.0	28:41.979	5	1	1:58.297	35.782	29.927	52.588	281.2	10:46.050
13	1	1:51.547	32.867	28.990	49.690	283.5	30:33.526	6	1	1:57.753	35.373	29.382	52.998	282.7	12:43.803
14	1	1:59.196	33.085	29.369	56.742	282.7	32:32.722	7	1	1:56.473	33.998	29.476	52.999	279.8	14:40.276
15	1	1:52.123	33.177	29.347	49.599	283.5	34:24.845	8	1	1:55.500	34.417	29.669	51.414	282.7	16:35.776
16	1	1:51.577	32.867	28.914	49.796	282.7	36:16.422	9	1	1:54.602	33.798	29.405	51.399	282.7	18:30.378
17	1	1:55.980	33.247	29.171	53.562	286.5	38:12.402	10	1	1:54.591	34.042	29.246	51.303	284.2	20:24.969
18	1	1:52.220	33.093	28.847	50.280	285.7	40:04.622	11	1	2:03.125 B	33.754	29.317	1:00.054	284.2	22:28.094
23 Biogas Motorsport Ferrari 296 GT3 1. Josep MAYOLA COMADIR GT3 2. Marc CAROL YBARRA								12	1	3:32.547	2:05.389	33.126	54.032	272.7	26:00.641
1	1	3:14.093	1:34.677	35.464	1:03.952	224.1	3:14.093	13	1	1:55.533	34.966	29.976	50.591	284.2	27:56.174
2	1	2:07.981	39.868	31.912	56.201	270.7	5:22.074	14	1	1:57.265	35.140	29.118	53.007	286.5	29:53.439
3	1	2:12.834 B	37.009	31.253	1:04.572	272.7	7:34.908	15	1	1:53.462	33.652	29.110	50.700	287.2	31:46.901
4	1	3:22.670	1:52.819	32.449	57.402	270.7	10:57.578	16	1	1:55.440	34.408	29.990	51.042	285.0	33:42.341
5	1	2:02.900	36.964	30.948	54.988	276.2	13:00.478	17	1	1:52.905	33.409	29.020	50.476	288.0	35:35.246
6	1	2:06.877	37.154	33.449	56.274	250.0	15:07.355	18	1	2:04.905	36.046	32.204	56.655	277.6	37:40.151
7	1	2:01.272	36.238	30.520	54.514	276.9	17:08.627	19	1	1:57.321	33.751	29.126	54.444	287.2	39:37.472
8	1	2:01.345	35.777	30.830	54.738	251.7	19:09.972	20	1	2:06.095 B	33.560	29.090	1:03.445	288.0	41:43.567
9	1	2:00.636	35.890	30.877	53.869	279.8	21:10.608	27 P4 Racing Ligier JS P320 - Nissan 1. Andrew FERGUSON LMP3 2. Louis HAMILTON-SMITH							
10	1	2:17.893 B	38.832	33.368	1:05.693	244.3	23:28.501	1	1	2:35.546	1:03.430	33.045	59.071	263.4	2:35.546
11	1	5:19.847	3:48.216	36.082	55.549	223.6	28:48.348	2	1	2:01.045	36.073	30.350	54.622	274.1	4:36.591
12	1	2:07.624	37.948	33.328	56.348	253.5	30:55.972	3	1	1:59.120	35.272	30.214	53.634	273.4	6:35.711
13	1	2:02.769	36.125	30.697	55.947	275.5	32:58.741	4	1	2:01.945	36.199	31.427	54.319	275.5	8:37.656
14	1	2:00.172	35.630	30.448	54.094	281.2	34:58.913	5	1	2:00.078	35.892	30.194	53.992	275.5	10:37.734
15	1	1:58.913	35.315	30.202	53.396	281.2	36:57.826	6	1	1:59.248	34.831	29.889	54.528	277.6	12:36.982
16	1	2:04.191	38.529	30.510	55.152	283.5	39:02.017	7	1	1:57.556	34.838	29.904	52.814	276.9	14:34.538
17	1	2:02.663	35.906	30.870	55.887	262.8	41:04.680	8	1	2:07.769 B	34.679	30.321	1:02.769	277.6	16:42.307
24 Steller Motorsport Audi R8 LMS 1. Darren MALKIN GT3 2. Kiern JEWISS								9	1	4:12.932	2:40.357	31.921	1:00.654	272.7	20:55.239
1	1	3:09.259	1:30.704	35.130	1:03.425	250.6	3:09.259	10	1	2:02.664	36.317	30.225	56.122	278.4	22:57.903
2	1	2:04.128	37.161	31.571	55.396	269.3	5:13.387	11	1	1:56.814	34.767	29.571	52.476	281.2	24:54.717
3	1	2:01.347	35.788	30.973	54.586	274.1	7:14.734	12	1	1:59.585	34.423	29.623	55.539	282.0	26:54.302
4	1	2:00.692	35.722	30.829	54.141	275.5	9:15.426	13	1	1:55.786	34.267	29.444	52.075	282.7	28:50.088
5	1	2:01.079	36.170	30.988	53.921	274.1	11:16.505	14	1	2:09.718	42.139	32.547	55.032	276.9	30:59.806
6	1	2:00.021	35.564	30.979	53.478	276.2	13:16.526	15	1	1:56.661	34.362	29.449	52.850	280.5	32:56.467
7	1	2:00.522	35.345	31.126	54.051	273.4	15:17.048	16	1	1:56.586	34.167	29.423	52.956	282.0	34:53.053
8	1	2:09.870 B	35.448	30.935	1:03.487	276.9	17:26.918	17	1	1:55.419	34.203	29.517	51.699	282.0	36:48.472
9	1	9:32.687	7:57.622	35.002	1:00.063	244.9	26:59.605	18	1	1:55.323	34.311	29.415	51.597	285.0	38:43.795
								19	1	1:55.727	34.862	29.451	51.414	282.7	40:39.522

LE MANS CUP



Michelin Le Mans Cup Le Castellet Round Bronze Driver Collective Test

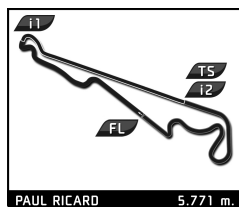
Sector Analysis

PAUL RICARD 5.771 m.

Lap under Red Flag Invalidated Lap ■ Personal Best ■ Session Best ■ Crossing the pit lane

Lap	D	Time	Sector 1	Sector 2	Sector 3	T. Spd	Elapsed	Lap	D	Time	Sector 1	Sector 2	Sector 3	T. Spd	Elapsed
29 MV2S Racing Ligier JS P320 - Nissan LMP3 1.Christophe CRESP 2.Maximus MAYER								10	1	1:54.943	33.870	29.209	51.864	286.5	26:08.678
1	1	4:06.649	2:35.403	33.033	58.213	239.5	4:06.649	11	1	1:53.983	33.628	28.999	51.356	288.0	28:02.661
2	1	2:00.339	35.939	30.001	54.399	276.9	6:06.988	12	1	1:54.039	33.565	28.850	51.624	287.2	29:56.700
3	1	1:58.108	35.302	30.688	52.118	276.9	8:05.096	13	1	1:54.229	33.648	28.949	51.632	285.7	31:50.929
4	1	1:56.734	34.368	29.510	52.856	281.2	10:01.830	14	1	1:53.796	33.488	28.937	51.371	288.0	33:44.725
5	1	2:07.115	34.521	29.718	1:02.876	282.0	12:08.945	15	1	1:53.668	33.658	29.062	50.948	288.0	35:38.393
6	1	1:57.593	35.149	29.890	52.554	279.8	14:06.538	16	1	1:58.236	33.471	29.676	55.089	288.0	37:36.629
7	1	6:04.385 B	34.841	29.593	4:59.951	280.5	20:10.923	17	1	1:54.782	33.810	28.946	52.026	288.8	39:31.411
8	1	2:21.955	56.239	31.502	54.214	227.8	22:32.878	18	1	1:54.359	33.484	29.004	51.871	286.5	41:25.770
9	1	1:54.349	34.370	29.448	50.531	282.7	24:27.227	44 Team Virage Ligier JS P320 - Nissan LMP3 1.Jamie FALVEY 2.Mihnea STEFAN							
10	1	1:53.077	33.749	29.242	50.086	282.0	26:20.304	1	1	3:08.957	1:16.019	43.700	1:09.238	163.6	3:08.957
11	1	1:52.307	33.562	29.056	49.689	285.0	28:12.611	2	1	2:28.928	49.196	38.238	1:01.494	192.2	5:37.885
12	1	1:54.600	33.517	29.074	52.009	284.2	30:07.211	3	1	18:57.052 B	38.428	32.695	...	229.8	24:34.937
13	1	1:54.696	33.966	29.274	51.456	282.0	32:01.907	4	1	2:29.382	56.635	34.460	58.287	219.1	27:04.319
14	1	1:52.858	33.758	29.052	50.048	285.7	33:54.765	50 Reiter Engineering Ligier JS P320 - Nissan LMP3 1.Horst FELBERMAYR 2.Miklas BORN							
15	1	4:03.172 B	34.520	29.412	2:59.240	285.0	37:57.937	1	1	2:24.653	53.820	33.732	57.101	248.3	2:24.653
34 Inter Europol Competition Ligier JS P320 - Nissan LMP3 1.Alexander BUKHANTSOV 2.Rik KOEN								2	1	1:59.026	35.816	29.795	53.415	279.8	4:23.679
1	1	3:28.285	1:58.248	33.321	56.716	257.1	3:28.285	3	1	1:59.168	34.954	29.663	54.551	277.6	6:22.847
2	1	2:01.164	36.679	30.770	53.715	278.4	5:29.449	4	1	1:56.793	35.281	29.365	52.147	285.0	8:19.640
3	1	1:56.489	35.087	29.776	51.626	277.6	7:25.938	5	1	1:57.383	34.590	30.428	52.365	270.0	10:17.023
4	1	1:54.251	33.761	29.593	50.897	277.6	9:20.189	6	1	1:55.125	34.325	29.306	51.494	283.5	12:12.148
5	1	2:05.813	41.794	29.994	54.025	275.5	11:26.002	7	1	1:55.382	34.293	29.207	51.882	285.0	14:07.530
6	1	1:54.826	34.000	29.655	51.171	279.8	13:20.828	8	1	1:55.938	34.326	29.446	52.166	284.2	16:03.468
7	1	1:54.580	33.968	29.491	51.121	278.4	15:15.408	9	1	1:54.545	34.012	29.209	51.324	284.2	17:58.013
8	1	1:55.771	34.642	29.660	51.469	278.4	17:11.179	10	1	2:06.092 B	34.133	29.173	1:02.786	285.0	20:04.105
9	1	1:55.834	34.072	29.842	51.920	282.0	19:07.013	11	1	4:31.028	3:08.640	30.107	52.281	283.5	24:35.133
10	1	1:53.561	33.703	29.435	50.423	281.2	21:00.574	12	1	1:54.271	34.617	28.982	50.672	285.0	26:29.404
11	1	3:11.750 B	34.094	29.257	2:08.399	282.0	24:12.324	13	1	1:52.474	33.591	28.843	50.040	287.2	28:21.878
12	1	2:20.011	54.548	30.636	54.827	260.9	26:32.335	14	1	1:52.494	33.655	28.903	49.936	286.5	30:14.372
13	1	1:53.988	34.138	29.357	50.493	284.2	28:26.323	15	1	1:52.511	33.346	28.798	50.367	287.2	32:06.883
14	1	1:52.243	33.398	29.204	49.641	283.5	30:18.566	16	1	1:51.911	33.422	28.875	49.614	288.0	33:58.794
15	1	1:52.550	33.262	29.270	50.018	282.0	32:11.116	17	1	1:51.909	33.229	28.813	49.867	288.0	35:50.703
16	1	1:52.877	33.318	29.092	50.467	286.5	34:03.993	18	1	1:51.777	32.938	28.729	50.110	288.8	37:42.480
17	1	1:53.483	33.513	29.449	50.521	282.7	35:57.476	19	1	1:56.659	33.039	31.259	52.361	252.9	39:39.139
18	1	1:52.142	33.179	29.112	49.851	283.5	37:49.618	20	1	2:15.428 B	33.005	28.886	1:13.537	288.8	41:54.567
19	1	1:51.734	33.005	29.041	49.688	287.2	39:41.352	51 AF Corse Ferrari 296 GT3 GT3 1.Matthew KURZEJEWSKI 2.Alessandro BALZAN							
20	1	2:06.282 B	32.952	29.176	1:04.154	284.2	41:47.634	1	1	4:02.856	2:32.548	33.069	57.239	268.0	4:02.856
42 Steller Motorsport Duqueine M30 - D08 - Nissan LMP3 1.Sylvain GUINTOLI 2.Sennan FIELDING								2	1	2:02.025	35.995	31.164	54.866	272.0	6:04.881
1	1	3:26.199	1:50.165	37.683	58.351	254.1	3:26.199	3	1	1:58.309	34.709	30.528	53.072	275.5	8:03.190
2	1	2:08.780	37.742	35.340	55.698	231.3	5:34.979	4	1	1:57.624	34.416	30.485	52.723	275.5	10:00.814
3	1	1:59.727	35.699	29.985	54.043	283.5	7:34.706	5	1	1:59.953	34.754	30.403	54.796	274.1	12:00.767
4	1	1:57.534	35.155	29.679	52.700	284.2	9:32.240	6	1	2:00.560	34.533	30.431	55.596	275.5	14:01.327
5	1	1:56.613	34.297	30.127	52.189	276.2	11:28.853	7	1	1:58.307	34.475	30.729	52.103	274.8	15:59.634
6	1	1:55.199	34.202	29.350	51.647	285.7	13:24.052	8	1	2:04.703 B	34.625	30.277	59.801	274.8	18:04.337
7	1	2:23.331 B	34.095	29.250	1:19.986	285.7	15:47.383	9	1	5:49.537	4:22.716	32.222	54.599	268.0	23:53.874
8	1	6:25.213	4:56.464	33.677	55.072	257.8	22:12.596	10	1	1:58.304	35.258	30.300	52.746	278.4	25:52.178
9	1	2:01.139	35.660	30.731	54.748	257.8	24:13.735	11	1	1:57.625	34.618	30.287	52.720	279.1	27:49.803

LE MANS CUP



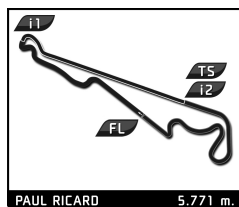
Michelin Le Mans Cup Le Castellet Round Bronze Driver Collective Test

Sector Analysis

Lap under Red Flag Invalidated Lap Personal Best Session Best Crossing the pit lane															
Lap	D	Time	Sector 1	Sector 2	Sector 3	T. Spd	Elapsed	Lap	D	Time	Sector 1	Sector 2	Sector 3	T. Spd	Elapsed
12	1	1:58.477	34.557	30.327	53.593	279.1	29:48.280	6	1	1:55.053	34.058	29.411	51.584	285.0	12:57.008
13	1	1:57.932	34.453	30.250	53.229	276.9	31:46.212	7	1	1:55.653	34.882	29.686	51.085	281.2	14:52.661
14	1	2:07.706 B	34.682	30.567	1:02.457	276.2	33:53.918	8	1	1:55.792	34.009	29.641	52.142	282.0	16:48.453
15	1	5:02.571	3:39.110	30.435	53.026	279.1	38:56.489	9	1	1:54.751	33.711	29.642	51.398	282.0	18:43.204
16	1	1:57.913	34.761	30.205	52.947	277.6	40:54.402	10	1	2:02.766 B	35.321	29.456	57.989	285.0	20:45.970
58 GG Classics 1. George NAKAS 2. Fraser ROSS Ligier JS P320 - Nissan LMP3								66 Rinaldi Racing 1. Steve PARROW 2. Daniel KEILWITZ Ligier JS P320 - Nissan LMP3							
1	1	3:01.207	1:20.201	38.760	1:02.246	219.5	3:01.207	1	1	3:59.434	2:28.245	32.918	58.271	263.4	3:59.434
2	1	2:06.701	38.581	31.311	56.809	268.7	5:07.908	2	1	1:59.032	35.944	30.055	53.033	280.5	5:58.466
3	1	2:00.693	36.253	30.140	54.300	279.1	7:08.601	3	1	1:56.818	34.772	29.952	52.094	279.8	7:55.284
4	1	2:00.052	36.066	29.678	54.308	282.7	9:08.653	4	1	1:56.847	34.813	29.706	52.328	282.0	9:52.131
5	1	2:01.772	36.779	29.870	55.123	279.1	11:10.425	5	1	1:56.193	34.616	29.717	51.860	280.5	11:48.324
6	1	1:59.918	35.230	29.879	54.809	281.2	13:10.343	6	1	1:57.900	34.637	29.522	53.741	282.7	13:46.224
7	1	2:02.205	35.129	30.117	56.959	279.8	15:12.548	7	1	1:59.472	35.694	29.917	53.867	279.8	15:45.696
8	1	2:00.548	35.603	29.929	55.016	281.2	17:13.096	8	1	1:56.999	34.575	29.542	52.882	281.2	17:42.695
9	1	3:35.575 B	35.951	29.837	2:29.787	282.0	20:48.671	9	1	2:05.783 B	36.735	29.691	59.357	281.2	19:48.478
10	1	2:22.100	57.566	30.196	54.338	279.8	23:10.771	10	1	3:46.695	2:22.078	31.722	52.895	270.0	23:35.173
11	1	2:00.806	35.762	30.280	54.764	284.2	25:11.577	11	1	2:08.311	34.669	29.494	1:04.148	288.0	25:43.484
12	1	2:01.376	37.604	29.913	53.859	282.0	27:12.953	12	1	2:09.271 B	35.622	30.729	1:02.920	277.6	27:52.755
13	1	1:58.869	35.349	29.712	53.808	285.7	29:11.822	13	1	4:53.251	3:31.114	29.690	52.447	281.2	32:46.006
14	1	1:58.470	34.928	29.812	53.730	285.0	31:10.292	14	1	1:55.224	34.306	29.303	51.615	284.2	34:41.230
15	1	1:59.193	35.683	29.772	53.738	283.5	33:09.485	15	1	1:54.402	33.951	29.052	51.399	288.0	36:35.632
16	1	1:58.706	35.073	29.937	53.696	275.5	35:08.191	16	1	1:53.992	34.053	29.480	50.459	285.7	38:29.624
17	1	1:57.857	34.914	29.592	53.351	285.7	37:06.048	17	1	1:53.740	33.727	29.247	50.766	285.7	40:23.364
18	1	1:57.570	35.465	29.313	52.792	288.0	39:03.618	67 Haegeli by T2 Racing 1. Pieder DECURTINS 2. Samir BEN Duqueine M30 - D08 - Nissan LMP3							
19	1	1:57.458	35.016	29.797	52.645	284.2	41:01.076	1	1	3:08.303	1:37.520	32.396	58.387	245.5	3:08.303
59 Team Virage 1. Oscar BITTAR 2. Ricardo GRACIA FILHO Ligier JS P320 - Nissan LMP3								2							
1	1	3:22.172	1:12.115	52.276	1:17.781	129.2	3:22.172	2	1	1:59.270	35.333	29.890	54.047	278.4	5:07.573
2	1	2:59.853	54.582	49.848	1:15.423	145.0	6:22.025	3	1	1:56.682	34.550	29.632	52.500	280.5	7:04.255
3	1	2:52.879	50.982	47.691	1:14.206	154.3	9:14.904	4	1	1:58.257	34.065	29.409	54.783	285.0	9:02.512
4	1	2:52.457	48.575	51.179	1:12.703	142.7	12:07.361	5	1	1:55.706	34.407	29.487	51.812	282.0	10:58.218
5	1	2:19.337	51.274	35.690	52.373	272.0	14:26.698	6	1	1:56.197	35.135	29.401	51.661	284.2	12:54.415
6	1	2:02.273	39.350	30.115	52.808	282.7	16:28.971	7	1	1:55.272	33.998	29.531	51.743	282.0	14:49.687
7	1	1:53.667	33.832	29.039	50.796	282.0	18:22.638	8	1	1:55.330	33.961	29.451	51.918	285.0	16:45.017
8	1	1:53.438	33.902	28.913	50.623	285.7	20:16.076	9	1	2:02.884 B	33.946	29.342	59.596	283.5	18:47.901
9	1	6:59.703 B	33.663	28.979	5:57.061	282.7	27:15.779	10	1	4:24.207	2:59.417	33.021	51.769	246.0	23:12.108
10	1	2:47.550	1:01.101	40.371	1:06.078	208.9	30:03.329	11	1	1:56.621	34.880	30.593	51.148	284.2	25:08.729
11	1	2:36.278	42.558	41.939	1:11.781	193.2	32:39.607	12	1	1:53.551	34.016	29.001	50.534	284.2	27:02.280
12	1	1:54.342	34.579	29.124	50.639	285.0	34:33.949	13	1	1:59.160	34.161	29.047	55.952	287.2	29:01.440
13	1	1:52.351	33.726	28.840	49.785	287.2	36:26.300	14	1	1:52.965	33.532	29.022	50.411	284.2	30:54.405
14	1	1:52.073	33.177	28.878	50.018	288.0	38:18.373	15	1	2:03.553 B	33.297	29.051	1:01.205	284.2	32:57.958
15	1	1:51.666	33.381	28.719	49.566	288.8	40:10.039	16	1	3:12.398	1:43.533	35.825	53.040	250.0	36:10.356
62 Bretton Racing 1. Romain IANNETTA 2. Szymon LADNIAK Ligier JS P320 - Nissan LMP3								1							
1	1	3:07.222	1:33.069	33.793	1:00.360	225.5	3:07.222								
2	1	2:03.692	35.743	30.733	57.216	268.7	5:10.914								
3	1	1:57.786	34.872	29.933	52.981	282.7	7:08.700								
4	1	1:56.558	34.420	29.806	52.332	282.7	9:05.258								
5	1	1:56.697	34.567	30.319	51.811	280.5	11:01.955								

LE MANS CUP

Michelin Le Mans Cup
Le Castellet Round
Bronze Driver Collective Test



PAUL RICARD 5.771 m.

Sector Analysis

Lap under Red Flag Invalidated Lap Personal Best Session Best B Crossing the pit lane

Lap	D	Time	Sector 1	Sector 2	Sector 3	T. Spd	Elapsed	Lap	D	Time	Sector 1	Sector 2	Sector 3	T. Spd	Elapsed
17	1	1:53.995	33.248	29.060	51.687	286.5	38:04.351	8	1	2:26.899	58.832	32.612	55.455	270.7	19:31.840
18	1	1:54.191	34.650	29.064	50.477	288.0	39:58.542	9	1	1:59.841	35.494	30.514	53.833	275.5	21:31.681
19	1	2:02.435 B	34.312	28.892	59.231	283.5	42:00.977	10	1	1:59.953	35.594	30.499	53.860	276.2	23:31.634

71 **Rinaldi Racing** Ligier JS P320 - Nissan
1. Stefan AUST LMP3
2. Felipe FERNANDEZ-LASER

1	1	3:44.573	2:13.541	32.912	58.120	266.0	3:44.573
2	1	2:00.571	36.036	31.552	52.983	266.0	5:45.144
3	1	1:55.836	34.338	29.888	51.610	276.9	7:40.980
4	1	1:56.769	33.859	29.851	53.059	277.6	9:37.749
5	1	1:54.018	33.669	29.543	50.806	276.2	11:31.767
6	1	1:53.814	33.633	29.529	50.652	281.2	13:25.581
7	1	1:57.553	33.653	29.496	54.404	279.8	15:23.134
8	1	1:54.796	33.904	29.531	51.361	283.5	17:17.930
9	1	2:02.114 B	34.014	29.363	58.737	283.5	19:20.044
10	1	4:10.251	2:38.300	33.885	58.066	262.1	23:30.295
11	1	2:03.313	37.532	30.830	54.951	228.3	25:33.608
12	1	1:55.955	33.898	29.258	52.799	286.5	27:29.563
13	1	1:53.383	33.869	29.434	50.080	283.5	29:22.946
14	1	1:54.407	33.472	29.271	51.664	268.0	31:17.353
15	1	1:52.527	33.391	29.133	50.003	279.8	33:09.880
16	1	1:56.924	35.107	29.167	52.650	286.5	35:06.804
17	1	1:52.428	33.174	29.217	50.037	284.2	36:59.232
18	1	1:54.282	34.928	29.128	50.226	286.5	38:53.514
19	1	1:52.526	33.258	29.167	50.101	283.5	40:46.040

73 **Proton Huber Competition** Porsche 911 GT3 R (992)
1. Jörg DREISOW GT3
2. Manuel LAUCK

1	1	2:41.002	52.268	39.134	1:09.600	192.2	2:41.002
2	1	2:14.063	40.593	33.388	1:00.082	245.5	4:55.065
3	1	2:01.431	36.027	30.895	54.509	277.6	6:56.496
4	1	1:59.678	35.174	30.400	54.104	279.8	8:56.174
5	1	2:24.919	59.702	31.274	53.943	278.4	11:21.093
6	1	2:00.275	35.270	30.277	54.728	280.5	13:21.368
7	1	2:09.512 B	35.167	30.345	1:04.000	280.5	15:30.880
8	1	2:56.128	2:30.579	31.423	54.126	277.6	19:27.008
9	1	2:01.061	35.252	30.936	54.873	280.5	21:28.069
10	1	2:00.968	35.661	30.331	54.976	281.2	23:29.037
11	1	2:00.170	35.521	30.185	54.464	282.7	25:29.207
12	1	1:59.690	35.099	29.944	54.647	282.7	27:28.897
13	1	2:01.147	36.359	30.373	54.415	282.7	29:30.044
14	1	1:59.069	34.849	30.112	54.108	284.2	31:29.113
15	1	2:06.730 B	35.565	30.008	1:01.157	282.0	33:35.843

74 **Kessel Racing** Ferrari 296 GT3
1. Andrew GILBERT GT3
2. Fran RUEDA MATEOS

1	1	2:56.003	1:17.576	38.902	59.525	242.7	2:56.003
2	1	2:03.378	36.779	31.350	55.249	271.4	4:59.381
3	1	2:01.707	35.678	31.125	54.904	273.4	7:01.088
4	1	2:03.117	35.651	30.782	56.684	270.0	9:04.205
5	1	2:00.503	35.360	30.919	54.224	274.1	11:04.708
6	1	2:00.381	35.430	30.579	54.372	276.9	13:05.089
7	1	2:59.852 B	35.315	30.744	2:53.796	272.7	17:04.941

11	1	1:59.515	35.307	30.395	53.813	279.1	25:31.149
12	1	2:00.380	34.973	30.327	55.080	279.1	27:31.529
13	1	1:59.407	35.130	30.247	54.030	280.5	29:30.936
14	1	1:58.965	35.022	30.234	53.709	279.1	31:29.901
15	1	1:59.580	35.283	30.293	54.004	279.1	33:29.481
16	1	2:02.882	37.011	31.017	54.854	276.2	35:32.363
17	1	1:59.284	35.341	30.550	53.393	279.8	37:31.647
18	1	1:59.525	35.013	30.410	54.102	279.1	39:31.172
19	1	2:18.622 B	37.975	30.662	1:09.985	273.4	41:49.794

77 **Team Thor** Ligier JS P320 - Nissan
1. Audunn GUDMUNDSSON LMP3
2. Colin NOBLE

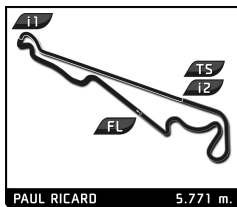
1	1	2:23.524	56.437	31.395	55.692	257.8	2:23.524
2	1	1:58.365	35.018	29.700	53.647	281.2	4:21.889
3	1	1:55.116	34.124	29.696	51.296	279.1	6:17.005
4	1	1:54.587	33.608	29.563	51.416	282.0	8:11.592
5	1	1:54.896	33.517	29.452	51.927	279.8	10:06.488
6	1	1:56.862	33.771	29.299	53.792	281.2	12:03.350
7	1	1:54.652	33.817	29.299	51.536	284.2	13:58.002
8	1	1:53.794	33.414	29.328	51.052	281.2	15:51.796
9	1	2:09.831 B	35.048	32.106	1:02.677	280.5	18:01.627
10	1	3:56.261	2:34.304	29.890	52.067	279.1	21:57.888
11	1	2:04.389	33.943	29.137	1:01.309	283.5	24:02.277
12	1	1:53.245	33.834	29.441	49.970	282.7	25:55.522
13	1	1:58.421	33.639	28.906	55.876	285.7	27:53.943
14	1	1:52.069	33.395	28.953	49.721	286.5	29:46.012
15	1	1:51.643	33.022	28.979	49.642	284.2	31:37.655
16	1	1:52.454	33.174	29.028	50.252	284.2	33:30.109
17	1	2:00.645	37.240	29.554	53.851	268.7	35:30.754
18	1	1:51.589	33.189	28.924	49.476	286.5	37:22.343
19	1	2:04.617	33.358	31.644	59.615	217.7	39:26.960
20	1	1:51.889	33.094	29.492	49.303	283.5	41:18.849

83 **Iron Dames** Lamborghini Huracan GT3 EVO2
1. Celia MARTIN GT3
2. Karen GAILLARD

1	1	2:19.175	49.497	33.235	56.443	266.0	2:19.175
2	1	2:03.171	36.065	31.235	55.871	271.4	4:22.346
3	1	1:59.871	35.435	30.412	54.024	275.5	6:22.217
4	1	1:59.497	35.255	30.224	54.018	278.4	8:21.714
5	1	1:58.962	34.739	30.326	53.897	276.9	10:20.676
6	1	1:58.892	34.783	30.454	53.655	275.5	12:19.568
7	1	1:58.223	34.579	30.053	53.591	276.9	14:17.791
8	1	1:58.232	34.471	30.187	53.574	276.9	16:16.023
9	1	1:58.186	34.691	30.050	53.445	276.9	18:14.209
10	1	2:03.993 B	34.578	29.914	59.501	277.6	20:18.202
11	1	3:47.165	2:03.890	41.469	1:01.806	138.6	24:05.367
12	1	2:05.638	39.684	31.667	54.287	254.7	26:11.005
13	1	1:57.847	34.255	30.274	53.318	278.4	28:08.852
14	1	1:59.414	34.331	30.038	55.045	279.1	30:08.266
15	1	1:57.079	34.391	30.262	52.426	276.9	32:05.345

LE MANS CUP

Michelin Le Mans Cup
Le Castellet Round
Bronze Driver Collective Test



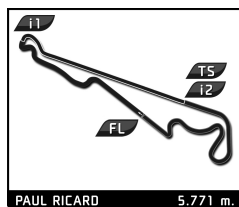
PAUL RICARD 5.771 m.

Sector Analysis

Lap under Red Flag Invalidated Lap Personal Best Session Best B Crossing the pit lane

Lap	D	Time	Sector 1	Sector 2	Sector 3	T. Spd	Elapsed	Lap	D	Time	Sector 1	Sector 2	Sector 3	T. Spd	Elapsed
16	1	2:03.470 B	34.114	30.545	58.811	273.4	34:08.815	7	1	1:55.733	34.217	29.428	52.088	281.2	14:13.322
84 ANS Motorsport 1. Julien LEMOINE 2. Paul TROJANI Ligier JS P320 - Nissan LMP3								8 1 1:55.414 34.405 29.390 51.619 282.7 16:08.736 9 1 2:03.572 B 34.036 29.221 1:00.315 283.5 18:12.308 10 1 4:28.283 3:03.337 30.267 54.679 279.1 22:40.591 11 1 2:00.117 34.649 29.196 56.272 282.0 24:40.708 12 1 1:54.112 34.125 29.109 50.878 282.0 26:34.820 13 1 1:53.254 33.610 28.992 50.652 285.0 28:28.074 14 1 1:52.511 33.402 28.980 50.129 285.0 30:20.585 15 1 1:52.610 33.456 28.968 50.186 282.0 32:13.195 16 1 2:05.754 B 33.362 29.129 1:03.263 285.0 34:18.949							
1	1	2:50.624	1:18.127	36.695	55.802	259.0	2:50.624	88 AF Corse 1. Custodio TOLEDO 2. Riccardo AGOSTINI Ferrari 296 GT3 GT3							
2	1	1:56.192	34.769	29.770	51.653	277.6	4:46.816	1	1	3:24.126	1:46.016	34.733	1:03.377	266.0	3:24.126
3	1	1:55.098	33.857	30.461	50.780	274.8	6:41.914	2	1	2:09.969	39.001	32.406	58.562	266.0	5:34.095
4	1	1:56.733	33.474	30.774	52.485	279.1	8:38.647	3	1	2:01.604	36.010	30.826	54.768	275.5	7:35.699
5	1	1:53.953	33.893	29.475	50.585	283.5	10:32.600	4	1	2:03.539	35.596	30.695	57.248	276.2	9:39.238
6	1	1:53.234	33.762	29.250	50.222	282.0	12:25.834	5	1	2:05.896	38.193	31.208	56.495	274.8	11:45.134
7	1	1:53.633	33.348	29.354	50.931	279.8	14:19.467	6	1	2:00.611	35.467	30.614	54.530	275.5	13:45.745
8	1	1:53.276	33.330	29.522	50.424	284.2	16:12.743	7	1	2:03.485	37.570	31.289	54.626	273.4	15:49.230
9	1	1:52.751	33.205	29.307	50.239	282.7	18:05.494	8	1	2:03.290	37.283	31.242	54.765	275.5	17:52.520
10	1	2:01.522 B	33.399	29.260	58.863	284.2	20:07.016	9	1	2:09.321 B	35.605	30.787	1:02.929	274.8	20:01.841
11	1	4:56.844	3:36.231	29.569	51.044	284.2	25:03.860	10	1	5:22.333	3:44.620	36.826	1:00.887	255.9	25:24.174
12	1	1:53.878	34.123	29.114	50.641	285.7	26:57.738	11	1	2:08.802	37.064	31.709	1:00.029	276.2	27:32.976
13	1	1:54.468	34.397	29.267	50.804	285.0	28:52.206	12	1	2:05.046	36.414	30.472	58.160	279.1	29:38.022
14	1	1:53.647	33.587	29.146	50.914	285.0	30:45.853	13	1	2:01.671	37.274	30.569	53.828	277.6	31:39.693
15	1	1:53.382	33.442	29.059	50.881	282.7	32:39.235	14	1	1:57.535	34.800	29.986	52.749	277.6	33:37.228
16	1	1:52.337	33.033	29.074	50.230	286.5	34:31.572	15	1	1:57.213	34.656	29.882	52.675	280.5	35:34.441
17	1	2:07.810 B	35.020	31.135	1:01.655	262.8	36:39.382	16	1	2:09.610	34.962	29.945	1:04.703	281.2	37:44.051
85 R-ace GP 1. Fabien MICHAL 2. Hadrien DAVID Duqueine M30 - D08 - Nissan LMP3								17 1 1:59.580 34.829 29.971 54.780 279.8 39:43.631 18 1 1:57.697 34.824 30.050 52.823 278.4 41:41.328							
1	1	2:21.995	52.751	34.295	54.949	255.3	2:21.995	91 Blackthorn 1. Claude BOVET 2. David MCDONALD Aston Martin Vantage GT3 EVO GT3							
2	1	1:58.611	35.155	29.852	53.604	278.4	4:20.606	1	1	4:09.167	2:16.236	45.190	1:07.741	166.7	4:09.167
3	1	1:52.718	33.255	29.263	50.200	282.7	6:13.324	2	1	2:21.810	41.135	38.781	1:01.894	213.0	6:30.977
4	1	1:54.896	33.426	28.952	52.518	286.5	8:08.220	3	1	2:08.894	40.461	32.756	55.677	270.7	8:39.871
5	1	2:06.915	32.981	42.688	51.246	279.8	10:15.135	4	1	2:02.134	36.637	31.404	55.093	263.4	10:43.005
6	1	1:52.228	33.000	29.063	50.165	284.2	12:07.363	5	1	2:03.295	35.787	30.912	56.596	276.2	12:46.300
7	1	1:51.968	32.861	29.015	50.092	287.2	13:59.331	6	1	2:00.398	35.806	30.490	54.102	274.8	14:46.698
8	1	1:52.690	32.858	29.467	50.365	288.0	15:52.021	7	1	2:02.545	35.589	30.868	56.088	247.7	16:49.243
9	1	2:03.960 B	33.845	28.997	1:01.118	288.0	17:55.981	8	1	1:59.341	35.426	30.359	53.556	276.2	18:48.584
10	1	4:14.487	2:47.041	33.557	53.889	250.0	22:10.468	9	1	4:16.591 B	37.999	30.699	3:07.893	272.0	23:05.175
11	1	2:00.116	34.840	30.145	55.131	264.7	24:10.584	10	1	2:16.009	51.793	30.531	53.685	278.4	25:21.184
12	1	1:54.619	33.817	29.223	51.579	283.5	26:05.203	11	1	1:59.086	35.530	30.138	53.418	276.2	27:20.270
13	1	1:51.314	32.805	28.756	49.753	289.5	27:56.517	12	1	1:59.258	35.354	30.193	53.711	277.6	29:19.528
14	1	2:02.848	33.539	28.739	1:01.570	290.3	30:00.365	13	1	1:59.813	35.132	30.216	54.465	279.8	31:19.341
15	1	2:00.821	33.403	33.404	54.014	272.0	32:01.186	14	1	1:59.529	35.695	30.148	53.686	276.9	33:18.870
16	1	1:52.135	32.587	28.704	50.844	290.3	33:53.321	15	1	1:58.508	34.999	30.262	53.247	279.1	35:17.378
17	1	1:50.593	32.842	28.635	49.116	291.9	35:43.914	16	1	1:58.561	35.547	30.097	52.917	281.2	37:15.939
18	1	2:04.473	33.007	29.410	1:02.056	256.5	37:48.387	17	1	1:58.571	35.296	30.077	53.198	282.7	39:14.510
19	1	1:51.554													

LE MANS CUP



Michelin Le Mans Cup Le Castellet Round Bronze Driver Collective Test

PAUL RICARD 5.771 m. Sector Analysis

Lap under Red Flag Invalidated Lap Personal Best Session Best B Crossing the pit lane

Lap	D	Time	Sector 1	Sector 2	Sector 3	T. Spd	Elapsed	Lap	D	Time	Sector 1	Sector 2	Sector 3	T. Spd	Elapsed
97		COOL Racing	Ligier JS P320 - Nissan												
		1.Adrien CHILA	LMP3												
		2.David DROUX													
1	1	2:23.196	55.232	31.970	55.994	262.8	2:23.196								
2	1	1:57.923	34.737	29.623	53.563	280.5	4:21.119								
3	1	1:53.940	33.793	29.356	50.791	277.6	6:15.059								
4	1	1:53.708	33.656	29.213	50.839	283.5	8:08.767								
5	1	1:53.661	33.210	30.276	50.175	282.0	10:02.428								
6	1	1:54.641	34.571	29.174	50.896	288.0	11:57.069								
7	1	1:51.921	33.317	29.064	49.540	283.5	13:48.990								
8	1	2:02.352 B	34.156	29.423	58.773	284.2	15:51.342								
9	1	3:47.689	2:24.940	30.257	52.492	282.0	19:39.031								
10	1	2:02.326	34.891	29.456	57.979	283.5	21:41.357								
11	1	2:02.701	34.385	29.403	58.913	285.0	23:44.058								
12	1	1:55.835	34.492	29.068	52.275	285.7	25:39.893								
13	1	1:51.652	32.878	28.767	50.007	285.7	27:31.545								
14	1	1:51.851	33.111	28.846	49.894	291.1	29:23.396								
15	1	1:57.727	33.378	28.934	55.415	285.0	31:21.123								
16	1	3:32.554 B	51.541	1:09.750	1:31.263	106.4	34:53.677								
99		More Motorsport	Ligier JS P320 - Nissan												
		1.Mark VAN DER SNEL	LMP3												
		2.Max VAN DER SNEL JR.													
1	1	3:11.391	1:39.644	31.933	59.814	270.7	3:11.391								
2	1	2:01.587	36.074	30.523	54.990	276.2	5:12.978								
3	1	2:00.471	35.606	30.167	54.698	276.2	7:13.449								
4	1	1:59.813	35.651	29.994	54.168	278.4	9:13.262								
5	1	1:58.896	35.358	30.079	53.459	276.2	11:12.158								
6	1	1:59.072	35.588	30.483	53.001	276.9	13:11.230								
7	1	2:00.891	34.779	29.856	56.256	275.5	15:12.121								
8	1	1:57.874	34.881	29.949	53.044	276.9	17:09.995								
9	1	1:57.877	34.938	29.933	53.006	279.1	19:07.872								
10	1	1:57.331	35.112	29.785	52.434	281.2	21:05.203								
11	1	1:56.740	34.738	29.884	52.118	280.5	23:01.943								
12	1	1:55.914	34.395	29.684	51.835	281.2	24:57.857								
13	1	1:58.574	34.522	29.672	54.380	279.8	26:56.431								
14	1	1:58.695	35.352	30.267	53.076	270.0	28:55.126								
15	1	1:56.312	34.766	29.496	52.050	281.2	30:51.438								
16	1	1:56.259	34.548	29.456	52.255	279.8	32:47.697								
17	1	1:54.966	34.390	29.535	51.041	282.0	34:42.663								
18	1	1:57.627	34.218	29.381	54.028	284.2	36:40.290								
19	1	1:56.492	34.897	29.867	51.728	284.2	38:36.782								
20	1	1:55.889	34.815	29.592	51.482	281.2	40:32.671								