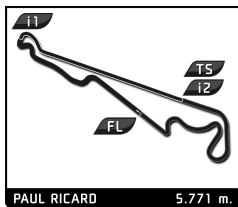




LE MANS CUP

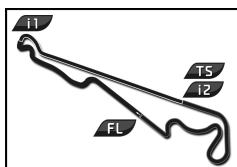


Michelin Le Mans Cup
Le Castellet Round
Free Practice 2

Sector Analysis

							Lap under Red Flag						Invalidated Lap						Personal Best						Session Best						B Crossing the pit lane						
Lap	D	Time	Sector 1	Sector 2	Sector 3	T. Spd	Elapsed	Lap	D	Time	Sector 1	Sector 2	Sector 3	T. Spd	Elapsed	Lap	D	Time	Sector 1	Sector 2	Sector 3	T. Spd	Elapsed	Lap	D	Time	Sector 1	Sector 2	Sector 3	T. Spd	Elapsed						
2 CD Sport Ligier JS P320 - Nissan LMP3 1. Shahan SARKISSIAN 2. Willyam GOSSELIN																																					
1	1	2:54.232	1:24.604	32.102	57.526	267.3	2:54.232	21	1	1:53.199	33.445	29.265	50.489	282.0	47:44.152	22	1	1:52.744	33.637	29.040	50.067	282.0	49:36.896	23	1	1:53.487	33.091	29.216	51.180	289.5	51:30.383						
2	1	2:05.360	37.799	30.346	57.215	262.8	4:59.592	24	1	2:02.061	34.681	29.257	58.123	285.0	53:32.444	25	1	3:15.307	1:10.212	1:12.284	52.811	218.2	56:47.751	26	1	2:06.533	33.472	29.090	1:03.971	285.7	58:54.284						
3	1	1:56.558	34.516	30.114	51.928	273.4	6:56.150																														
4	1	1:54.980	34.066	29.712	51.202	280.5	8:51.130																														
5	1	2:06.097	40.433	32.389	53.275	270.7	10:57.227																														
6	1	1:53.314	33.466	29.661	50.187	276.9	12:50.541																														
7	1	1:52.492	33.246	29.564	49.682	278.4	14:43.033																														
8	1	1:52.741	33.203	29.522	50.016	279.8	16:35.774																														
9	1	1:52.183	33.273	29.444	49.466	279.8	18:27.957																														
10	1	1:52.240	32.929	29.432	49.879	280.5	20:20.197																														
11	1	1:51.944	32.880	29.435	49.629	281.2	22:12.141																														
12	1	3:29.347	33.574	29.569	2:26.204	282.7	25:41.488																														
13	2	2:12.034	49.959	29.359	52.716	282.0	27:53.522																														
14	2	1:55.024	34.267	30.276	50.481	279.8	29:48.546																														
15	2	1:52.925	33.706	29.310	49.909	282.7	31:41.471																														
16	2	2:16.672	33.204	29.208	1:14.260	282.0	33:58.143																														
17	2	1:52.630	33.398	29.252	49.980	281.2	35:50.773																														
18	2	1:52.419	32.994	29.410	50.015	280.5	37:43.192																														
19	2	1:54.046	33.308	29.448	51.290	283.5	39:37.238																														
20	2	1:53.261	32.994	29.317	50.950	284.2	41:30.499																														
21	2	1:53.629	33.517	29.234	50.878	282.0	43:24.128																														
22	2	3:57.584	33.977	29.295	2:54.312	282.0	47:21.712																														
23	2	2:09.391	48.813	29.155	51.423	283.5	49:31.103																														
24	2	1:55.434	33.818	29.396	52.220	284.2	51:26.537																														
25	2	2:01.202	33.685	29.222	58.295	288.8	53:27.739																														
26	2	3:17.355	1:10.144	1:15.155	52.056	202.6	56:45.094																														
27	2	1:53.961	33.530	29.065	51.366	286.5	58:39.055																														
6 ANS Motorsport Ligier JS P320 - Nissan LMP3 1. Clément MORENO 2. Nicolas SCHATZ																																					
1	2	2:21.318	42.701	33.403	1:05.214	256.5	2:21.318																														
2	2	3:13.258	1:45.713	34.440	53.105	244.3	5:34.576																														
3	2	1:53.644	33.724	30.078	49.842	274.8	7:28.220																														
4	2	1:52.062	33.171	29.410	49.481	279.1	9:20.282																														
5	2	1:51.135	32.672	29.439	49.024	281.2	11:11.417																														
6	2	1:51.622	32.837	29.289	49.496	280.5	13:03.039																														
7	2	2:02.848	34.686	29.743	58.419	279.8	15:05.887																														
8	2	5:47.429	4:27.842	29.741	49.846	277.6	20:53.316																														
9	2	1:52.193	32.474	29.157	50.562	279.8	22:45.509																														
10	2	1:51.282	32.759	29.149	49.374	282.0	24:36.791																														
11	2	1:50.896	32.640	29.158	49.098	282.0	26:27.687																														
12	2	1:51.790	32.728	29.176	49.886	283.5	28:19.477																														
13	2	1:57.934	32.792	29.055	56.087	282.0	30:17.411																														
14	1	4:06.511	2:44.817	29.523	52.171	282.0	34:23.922																														
15	1	1:54.261	34.273	29.472	50.516	278.4	36:18.183																														
16	1	1:53.664	33.623	29.658	50.383	279.1	38:11.847																														
17	1	1:54.739	33.701	29.621	51.417	280.5	40:06.586																														
18	1	1:55.050	34.386	29.415	51.249	282.7	42:01.636																														
19	1	1:54.277	33.658	29.687	50.932	281.2	43:55.913																														
20	1	1:55.040	34.063	29.382	51.595	281.2	45:50.953																														
7 Nielsen Racing Ligier JS P320 - Nissan LMP3 1. Anthony WELLS 2. Wayne BOYD																																					
1	1	2:47.204	1:22.780	30.863	53.561	274.8	2:47.204																														
2	1	1:56.495	35.593	29.872	51.030	277.6	4:43.699																														
3	1	1:54.196	33.796	29.568	50.832	279.8	6:37.895																														
4	1	1:53.869	33.548	29.402	50.919	282.0	8:31.764																														
5	1	1:53.747	33.668	29.429	50.650	281.2	10:25.511																														
6	1	1:54.562	33.875	29.566	51.121	280.5	12:20.073																														
7	1	1:54.009	34.051	29.387	50.571	281.2	14:14.082																														
8	1	1:54.195	33.948	29.421	50.826	280.5	16:08.277																														
9	1	1:54.431	33.785	29.346	51.300	283.5	18:02.708																														
10	1	1:57.321	34.763	29.383	53.175	282.7	20:00.029																														
11	1	1:57.981	33.519	29.401	55.061	282.0	21:58.010																														
12	1	2:04.095	33.815	29.496	1:00.784	282.0	24:02.105																														
13	1	5:51.743	4:30.834	29.536	51.373	281.2	29:53.848																														
14	1	1:54.101	33.926	29.565	50.610	282.0	31:47.949																														
15	1	1:53.511	33.668	29.238	50.605	281.2	33:41.460																														
16	1	2:01.802	33.706	29.475	58.621	281.2	35:43.262																														
17	2	4:46.809	3:23.823	29.232	53.754	280.5	40:30.071																														
18	2	1:53.657	33.306	29.239	51.112	282.7	42:23.728																														
19	2	1:51.423	33.013	29.057	49.353	280.5	44:15.151																														
20	2	1:51.232	32.941	28.918	49.373	284.2	46:06.383																														
21	2	1:51.363	32.820	29.189	49.354	283.5	47:57.746																														
22	2	1:57.856	32.799	28.892	56.165	285.0	49:55.602																														
23	2	1:50.663	32.547	28.935	49.181	286.5	51:46.265																														
24	2	2:10.073	32.589	28.997	1:08.487	285.7	53:56.338																														
9 Graff Ligier JS P320 - Nissan LMP3 1. Georgios KOLOVOS 2. Axel GNOS																																					
1	1	2:10.861	47.016	30.812	53.033	270.0	2:10.861																														
2	1	1:54.827	33.790	29.837	51.200	276.2	4:05.688																														
3	1	1:54.247	33.666	29.658	50.923	277.6	5:59.935																														
4	1	1:53.888	33.538	29.481	50.869	282.0	7:53.823																														
5	1	1:58.132	36.700	30.581	50.851	279.8	9:51.955																														
6	1	1:54.245	33.727	29.528	50.990	278.4	11:46.200																														
7	1	1:54.427	33.606	29.573	51.248	277.6	13:40.627																														
8	1	2:03.899	35.146	29.679	59.074	278.4	15:44.526																														
9	2	4:12.117	2:51.096	29.988	51.033	279.1	19:56.643																														
10	2	1:51.961	33.152	29.417	49.392	279.1	21:48.604																														
11	2	1:51.852	33.053	29.231	49.568	282.7	23:40.456																														
12	2	1:57.495	33.615	30.640	53.240	273.4	25:37.951																														
13	2	1:54.001	33.302	29.218	51.481	282.0	27:31.952																														
14	2	1:54.014	32.822	29.162	52.030	285.7	29:25.966																														
15	2	2:02.428	33.272	29.014	1:00.142	284.2	31:28.394																														
16	1	4:11.971	2:52.377	29.473	50.121	279.8	35:40.365																														
17	1	1:53.635	33.231	30.029	50.375	276.2	37:34.000																														

LE MANS CUP



Michelin Le Mans Cup Le Castellet Round Free Practice 2

PAUL RICARD 5.771 m.

Sector Analysis

Lap under Red Flag Invalidated Lap Personal Best Session Best B Crossing the pit lane

Lap	D	Time	Sector 1	Sector 2	Sector 3	T. Spd	Elapsed	Lap	D	Time	Sector 1	Sector 2	Sector 3	T. Spd	Elapsed
18	1	1:55.291	35.127	29.577	50.587	279.1	39:29.291	11	2	1:54.084	34.322	29.525	50.237	279.8	36:05.379
19	1	1:52.607	33.244	29.327	50.036	280.5	41:21.898	12	2	1:53.020	33.394	29.507	50.119	279.8	37:58.399
20	1	1:58.435	33.219	29.354	55.862	279.1	43:20.333	13	2	5:37.898B	33.677	29.502	4:34.719	279.1	43:36.297
21	1	2:04.820B	33.197	29.462	1:02.161	282.0	45:25.153	14	1	2:15.785	51.362	30.473	53.950	275.5	45:52.082
22	2	4:40.915	3:12.025	32.310	56.580	275.5	50:06.068	15	1	1:56.933	34.928	30.010	51.995	277.6	47:49.015
23	2	2:00.957	36.850	32.794	51.313	241.6	52:07.025	16	1	1:58.527	34.658	29.691	54.178	283.5	49:47.542
24	2	2:58.397	33.152	32.857	1:52.388	232.3	55:05.422	17	1	1:55.819	34.261	29.581	51.977	279.1	51:43.361
25	2	2:20.517	59.185	29.600	51.732	266.7	57:25.939	18	1	2:12.608	33.866	29.589	1:09.153	280.5	53:55.969
26	2	2:00.504	34.066	32.658	53.780	254.7	59:26.443	19	1	2:58.946	1:10.648	56.217	52.081	255.9	56:54.915
27	2	2:09.162B	32.712	29.356	1:07.094	282.0	1:01:35.605	20	1	1:56.692	34.181	29.461	53.050	282.0	58:51.607
								21	1	1:54.521	33.955	29.568	50.998	280.5	1:00:46.128

10 **Racing Spirit of Leman**
Ligier JS P320 - Nissan
1.Christophe LAPIERRE LMP3
2.Marius FOSSARD

1	2	4:14.333B	1:35.106	35.311	2:03.916	266.7	4:14.333
2	2	2:14.426	52.316	30.638	51.472	268.0	6:28.759
3	2	1:53.206	33.744	29.898	49.564	279.1	8:21.965
4	2	1:51.998	33.132	29.561	49.305	278.4	10:13.963
5	2	1:53.044	33.216	29.479	50.349	278.4	12:07.007
6	2	1:51.455	33.010	29.276	49.169	278.4	13:58.462
7	2	1:55.246	34.278	29.353	51.615	278.4	15:53.708
8	2	1:51.275	32.978	29.127	49.170	279.8	17:44.983
9	2	1:51.557	32.934	29.193	49.430	282.7	19:36.540
10	2	1:51.286	32.991	29.314	48.981	278.4	21:27.826
11	2	1:51.130	33.043	29.165	48.922	280.5	23:18.956
12	2	3:24.951B	32.992	29.218	2:22.741	283.5	26:43.907
13	1	2:11.274	50.242	29.531	51.501	282.0	28:35.181
14	1	1:55.983	35.040	29.793	51.150	278.4	30:51.164
15	1	1:54.238	33.742	29.611	50.885	280.5	32:45.402
16	1	1:54.411	33.795	29.496	51.120	282.0	34:39.813
17	1	1:56.647	34.456	29.597	52.594	283.5	36:36.460
18	1	1:53.966	33.774	29.592	50.600	277.6	38:30.426
19	1	1:53.763	33.773	29.395	50.595	280.5	40:24.189
20	1	2:00.146	36.225	29.945	53.976	276.9	42:24.335
21	1	1:54.353	34.209	29.447	50.697	279.8	44:18.688
22	1	1:53.319	33.583	29.414	50.322	282.0	46:12.007
23	1	4:18.518B	34.363	29.547	3:14.608	280.5	50:30.525
24	2	4:32.749B	49.543	29.337	3:13.869	285.0	55:03.274
25	2	2:22.523	1:02.425	29.752	50.346	273.4	57:25.797
26	2	1:52.112	33.776	29.206	49.130	282.0	59:17.909
27	2	1:52.017	33.182	29.077	49.758	283.5	1:01:09.926

11 **CD Sport**
Ligier JS P320 - Nissan
1.Christian SHORT LMP3
2.Franck CHAPPARD

1	2	2:50.798	1:16.150	36.460	58.188	203.4	2:50.798
2	2	6:02.919B	39.985	30.407	4:52.527	276.2	8:53.717
3	2	2:13.588	51.356	30.637	51.595	272.0	11:07.305
4	2	1:55.165	34.138	29.726	51.301	276.9	13:02.470
5	2	1:54.211	34.094	29.729	50.388	279.1	14:56.681
6	2	6:56.677B	33.386	29.380	5:53.911	278.4	21:53.358
7	2	2:10.058	50.178	29.435	50.445	280.5	24:03.416
8	2	1:57.920	34.742	31.557	51.621	248.3	26:01.336
9	2	5:56.824B	37.561	30.352	4:48.911	279.8	31:58.160
10	2	2:13.135	51.149	29.486	52.500	280.5	34:11.295

12 **Kessel Racing**
Ferrari 296 GT3
1.Frederic JOUSSET GT3
2.David Cleto FUMANELLI

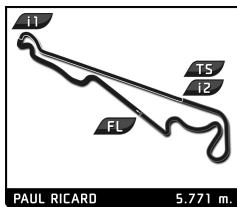
1	1	3:38.794	2:08.036	32.880	57.878	265.4	3:38.794
2	1	2:01.506	36.329	30.986	54.191	270.0	5:40.300
3	1	2:00.138	35.543	30.923	53.672	272.7	7:40.438
4	1	2:01.069	35.390	31.069	54.610	272.7	9:41.507
5	1	1:59.114	34.826	30.699	53.589	274.1	11:40.621
6	1	1:59.679	35.430	30.512	53.737	274.1	13:40.300
7	1	1:58.725	34.936	30.516	53.273	274.8	15:39.025
8	1	1:59.716	35.061	30.306	54.349	274.1	17:38.741
9	1	1:58.723	35.141	30.264	53.318	276.2	19:37.464
10	1	1:58.536	35.244	30.476	52.816	274.1	21:36.000
11	1	1:57.615	34.236	30.269	53.110	275.5	23:33.615
12	1	1:58.462	34.773	30.292	53.397	276.2	25:32.077
13	1	2:00.876	36.029	30.824	54.023	276.2	27:32.953
14	1	1:59.572	35.634	30.577	53.361	276.2	29:32.525
15	1	4:21.475B	34.725	30.065	3:16.685	276.2	33:54.000
16	2	2:13.652	51.041	30.365	52.246	277.6	36:07.652
17	2	1:55.370	33.701	30.124	51.545	276.2	38:03.022
18	2	1:55.010	33.455	30.021	51.534	276.2	39:58.032
19	2	1:54.723	33.415	30.005	51.303	276.2	41:52.755
20	2	1:54.871	33.457	30.091	51.323	274.1	43:47.626
21	2	1:54.601	33.311	29.860	51.430	278.4	45:42.227
22	2	1:58.917	33.701	31.019	54.197	276.9	47:41.144
23	2	1:54.695	33.466	29.989	51.240	276.9	49:35.839
24	2	1:54.137	33.301	29.833	51.003	279.1	51:29.976
25	2	2:01.715	33.344	30.010	58.361	279.1	53:31.691
26	2	3:16.811	1:10.079	1:13.510	53.222	208.5	56:48.502
27	2	1:55.674	34.119	29.932	51.623	282.0	58:44.176
28	2	1:55.060	33.620	29.790	51.650	282.7	1:00:39.236

13 **MRacing**
Ligier JS P320 - Nissan
1.Romano RICCI LMP3
2.Alexandre COUGNAUD

1	2	2:50.824B	1:08.881	36.039	1:05.904	242.7	2:50.824
2	2	3:27.034	2:03.447	30.868	52.719	272.0	6:17.858
3	2	2:06.987	34.346	41.210	51.431	276.2	8:24.845
4	2	1:53.268	33.547	29.588	50.133	279.1	10:18.113
5	2	1:52.878	33.399	29.517	49.962	276.9	12:10.991
6	2	1:53.068	33.964	29.339	49.765	277.6	14:04.059
7	2	1:52.576	33.151	29.756	49.669	277.6	15:56.635
8	2	1:51.900	33.179	29.321	49.400	279.8	17:48.535



LE MANS CUP



Michelin Le Mans Cup
Le Castellet Round
Free Practice 2

Sector Analysis

PAUL RICARD 5.771 m.

Lap under Red Flag Invalidated Lap Personal Best Session Best B Crossing the pit lane

Lap	D	Time	Sector 1	Sector 2	Sector 3	T. Spd	Elapsed	Lap	D	Time	Sector 1	Sector 2	Sector 3	T. Spd	Elapsed
9	2	1:51.720	32.975	29.337	49.408	280.5	19:40.255	5	2	1:56.650	34.339	30.111	52.200	277.6	17:25.789
10	2	1:52.035	33.162	29.411	49.462	280.5	21:32.290	6	2	1:56.353	34.460	29.976	51.917	279.8	19:22.142
11	2	1:51.619	32.851	29.393	49.375	278.4	23:23.909	7	2	1:55.891	33.934	29.949	52.008	280.5	21:18.033
12	2	1:58.913 B	32.863	29.300	56.750	281.2	25:22.822	8	2	2:01.527 B	33.903	29.812	57.812	282.7	23:19.560
13	1	5:54.338	4:33.898	29.492	50.948	279.8	31:17.160	9	1	4:58.910	3:18.748	34.814	1:05.348	274.1	28:18.470
14	1	1:54.083	33.751	29.567	50.765	279.1	33:11.243	10	1	2:16.840	44.706	33.097	59.037	274.1	30:35.310
15	1	1:53.896	33.804	29.516	50.576	280.5	35:05.139	11	1	2:03.235	35.822	30.667	56.746	278.4	32:38.545
16	1	1:53.782	33.543	29.529	50.710	278.4	36:58.921	12	1	2:00.919	35.482	30.463	54.974	279.8	34:39.464
17	1	1:55.414	33.565	29.394	52.455	281.2	38:54.335	13	1	2:01.681	36.089	30.937	54.655	277.6	36:41.145
18	1	1:53.424	33.612	29.425	50.387	277.6	40:47.759	14	1	2:03.497	36.946	31.011	55.540	277.6	38:44.642
19	1	1:56.200	33.274	29.467	53.459	280.5	42:43.959	15	1	1:59.779	35.290	30.579	53.910	278.4	40:44.421
20	1	1:52.780	33.250	29.382	50.148	276.9	44:36.739	16	1	2:01.509	35.203	30.263	56.043	280.5	42:45.930
21	1	1:59.930 B	33.367	29.225	57.338	280.5	46:36.669	17	1	1:59.881	35.471	30.422	53.988	279.1	44:45.811
22	1	3:07.570	1:46.448	30.101	51.021	280.5	49:44.239	18	1	1:58.787	34.918	30.108	53.761	280.5	46:44.598
23	1	1:52.191	33.331	29.171	49.689	282.0	51:36.430	19	1	2:01.252	35.147	30.208	55.897	280.5	48:45.850
24	1	2:01.771 B	32.855	29.267	59.649	282.0	53:38.201	20	1	2:14.077 B	35.940	32.487	1:05.650	277.6	50:59.927
25	1	3:49.580 B	2:13.489	34.349	1:01.742	271.4	57:27.781	21	2	5:45.859	3:29.686	1:19.978	56.195	151.7	56:45.786
								22	2	1:57.240	34.449	30.047	52.744	272.7	58:43.026
								23	2	1:55.243	33.931	29.661	51.651	282.7	1:00:38.269

17 IDEC Sport
1. Patrice LAFARGUE
2. Dino LUNARDI
Ligier JS P320 - Nissan LMP3

1	2	4:25.725 B	39.239	31.222	3:15.264	266.7	4:25.725
2	2	2:09.730	49.648	29.883	50.199	275.5	6:35.455
3	2	1:55.150	33.230	29.478	52.442	279.8	8:30.605
4	2	1:52.150	33.104	29.434	49.612	279.1	10:22.755
5	2	1:52.538	33.115	29.407	50.016	277.6	12:15.293
6	2	1:52.381	33.244	29.190	49.947	281.2	14:07.674
7	2	1:51.890	33.002	29.375	49.513	281.2	15:59.564
8	2	1:51.718	32.888	29.238	49.592	281.2	17:51.282
9	2	6:14.043 B	33.010	29.169	5:11.864	282.0	24:05.325
10	1	2:16.991	53.134	30.489	53.368	279.1	26:22.316
11	1	1:58.688	35.135	30.375	53.178	280.5	28:21.004
12	1	1:59.096	35.530	30.840	52.726	278.4	30:20.100
13	1	1:57.432	34.745	30.051	52.636	279.1	32:17.532
14	1	1:56.402	34.433	29.891	52.078	279.8	34:13.934
15	1	1:57.540	35.498	30.000	52.042	278.4	36:11.474
16	1	1:56.530	34.545	29.929	52.056	278.4	38:08.004
17	1	1:56.475	34.695	29.822	51.958	280.5	40:04.479
18	1	2:04.859	38.250	30.733	55.876	260.2	42:09.338
19	1	1:56.200	34.257	29.877	52.066	278.4	44:05.538
20	1	2:22.323	59.120	30.705	52.498	279.1	46:27.861
21	1	1:56.494	34.259	29.587	52.648	281.2	48:24.355
22	1	1:56.422	34.996	29.698	51.728	280.5	50:20.777
23	1	1:55.938	34.090	29.592	52.256	282.0	52:16.715
24	1	4:18.550 B	34.546	48.588	2:55.416	79.9	56:35.265
25	2	2:26.011	51.964	29.376	1:04.671	282.7	59:01.276
26	2	1:52.492	33.339	29.205	49.948	282.0	1:00:53.768

18 High Class Racing
1. Nicholas JONES
2. Scott MALVERN
Porsche 911 GT3 R (992) GT3

1	2	3:18.334 B	1:34.585	37.938	1:05.811	237.4	3:18.334
2	2	8:15.497	6:49.248	32.430	53.819	268.0	11:33.831
3	2	1:58.802	35.226	30.458	53.118	270.0	13:32.633
4	2	1:56.506	34.086	30.029	52.391	274.1	15:29.139

20 High Class Racing
1. Jens Reno MOLLER
2. Tommy FOSTER
Ligier JS P320 - Nissan LMP3

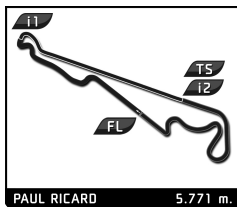
1	1	3:28.433	1:58.637	33.144	56.652	238.9	3:28.433
2	1	1:56.220	34.987	29.997	51.236	275.5	5:24.653
3	1	1:54.132	33.692	29.633	50.807	275.5	7:18.785
4	1	1:53.516	33.532	29.559	50.425	277.6	9:12.301
5	1	1:53.005	33.244	29.573	50.188	279.1	11:05.306
6	1	1:54.971	33.511	29.493	51.967	274.8	13:00.277
7	1	1:53.579	33.551	29.552	50.476	279.1	14:53.856
8	1	1:52.435	33.135	29.424	49.876	276.2	16:46.291
9	1	1:52.787	33.305	29.398	50.084	279.1	18:39.078
10	1	1:54.639	33.263	29.308	52.068	279.8	20:33.717
11	1	1:53.805	33.036	29.377	51.392	279.8	22:27.522
12	1	1:59.185 B	33.269	29.295	56.621	280.5	24:26.707
13	2	4:25.210	3:05.743	29.324	50.143	282.0	28:51.917
14	2	1:50.888	32.784	29.144	48.960	281.2	30:42.805
15	2	1:53.213	32.642	28.985	51.586	283.5	32:36.018
16	2	2:00.045 B	33.232	29.671	57.142	280.5	34:36.063
17	2	7:46.029	6:26.737	29.281	50.011	279.1	42:22.092
18	2	1:49.850	32.567	29.078	48.205	278.4	44:11.942
19	2	1:49.503	32.180	28.908	48.415	283.5	46:01.445
20	2	1:53.194	32.373	29.065	51.756	282.0	47:54.639
21	2	1:58.684 B	32.577	29.008	57.099	281.2	49:53.323
22	2	3:36.133 B	1:58.233	32.039	1:05.861	221.3	53:29.456

23 Biogas Motorsport
1. Josep MAYOLA COMADIR
2. Marc CAROL YBARRA
Ferrari 296 GT3 GT3

1	2	2:32.273	1:00.590	34.233	57.450	226.9	2:32.273
2	2	1:58.065	35.321	30.361	52.383	275.5	4:30.338
3	2	1:59.245	35.452	30.311	53.482	275.5	6:29.583
4	2	1:56.429	34.368	30.140	51.921	278.4	8:26.012
5	2	1:55.963	34.269	30.172	51.522	278.4	10:21.975
6	2	2:06.270 B	35.416	30.315	1:00.539	276.9	12:28.245



LE MANS CUP



Michelin Le Mans Cup
Le Castellet Round
Free Practice 2

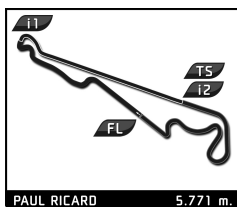
Sector Analysis

PAUL RICARD 5.771 m.

Lap under Red Flag Invalidated Lap Personal Best Session Best Crossing the pit lane

Lap	D	Time	Sector 1	Sector 2	Sector 3	T. Spd	Elapsed	Lap	D	Time	Sector 1	Sector 2	Sector 3	T. Spd	Elapsed
7	2	4:41.143	3:15.285	30.456	55.402	276.2	17:09.388	17	2	1:53.001	33.547	29.231	50.223	282.7	39:50.662
8	2	1:56.106	34.300	30.269	51.537	276.9	19:05.494	18	2	1:55.214	33.856	29.891	51.467	267.3	41:45.876
9	2	1:55.712	34.122	30.113	51.477	281.2	21:01.206	19	2	1:53.239	33.600	29.281	50.358	281.2	43:39.115
10	2	2:07.168 B	34.946	30.150	1:02.072	269.3	23:08.374	20	2	1:54.228	33.365	29.131	51.732	284.2	45:33.343
11	2	3:22.340 B	1:45.612	33.522	1:03.206	188.2	26:30.714	21	2	1:54.446	34.775	29.192	50.479	286.5	47:27.789
12	1	6:01.072	4:34.261	31.111	55.700	274.8	32:31.786	22	2	1:52.557	33.226	28.933	50.398	284.2	49:20.346
13	1	2:02.605	36.987	30.776	54.842	278.4	34:34.391	23	2	1:53.494	33.873	29.264	50.357	286.5	51:13.840
14	1	2:05.812	37.780	31.386	56.646	272.7	36:40.203	24	2	2:00.549	35.117	29.626	55.806	285.7	53:14.389
15	1	2:01.931	36.509	30.968	54.454	275.5	38:42.134	25	2	3:29.274	1:06.478	1:22.041	1:00.755	79.9	56:43.663
16	1	2:00.331	35.763	30.547	54.021	275.5	40:42.465	26	2	1:54.174	34.560	29.328	50.286	282.7	58:37.837
17	1	2:16.138 B	36.057	30.909	1:09.172	275.5	42:58.603	27	2	1:56.627	33.406	30.315	52.906	279.8	1:00:34.464
18	1	5:39.982	4:13.236	31.665	55.081	274.1	48:38.585	27 P4 Racing Ligier JS P320 - Nissan 1.Andrew FERGUSON LMP3 2.Louis HAMILTON-SMITH							
19	1	2:02.948	36.293	31.237	55.418	275.5	50:41.533	1	1	2:46.016	1:14.410	32.858	58.748	265.4	2:46.016
20	1	2:07.488	36.567	31.120	59.801	268.0	52:49.021	2	1	2:01.485	36.160	31.258	54.067	264.7	4:47.501
21	1	3:41.929 B	41.506	1:22.328	1:38.095	79.4	56:30.950	3	1	2:15.188	35.196	35.928	1:04.064	249.4	7:02.689
24 Steller Motorsport Audi R8 LMS GT3 1.Darren MALKIN 2.Kiern JEWISS								4	1	1:58.664	35.142	30.410	53.112	272.7	9:01.353
1	2	2:48.029	1:21.251	32.107	54.671	268.0	2:48.029	5	1	1:59.217	35.652	30.251	53.414	274.1	11:00.670
2	2	2:00.804	35.095	30.536	55.173	276.2	4:48.833	6	1	2:00.562	35.361	30.203	54.998	272.7	13:01.232
3	2	2:04.424 B	34.132	31.820	58.472	272.7	6:53.257	7	1	1:58.844	34.833	30.401	53.610	274.8	15:00.076
4	2	4:33.877 B	3:05.276	30.501	58.100	274.8	11:27.134	8	1	1:58.755	34.683	30.121	53.951	273.4	16:58.831
5	1	4:39.612	3:11.050	32.925	55.637	267.3	16:06.746	9	1	1:57.337	34.474	30.136	52.727	274.1	18:56.168
6	1	2:00.304	35.839	30.866	53.599	275.5	18:07.050	10	1	2:13.488 B	36.590	31.574	1:05.324	271.4	21:09.656
7	1	1:58.793	35.370	30.874	52.549	276.2	20:05.843	11	2	4:13.302	2:46.654	31.037	55.611	276.2	25:22.958
8	1	1:57.876	34.685	30.794	52.397	274.8	22:03.719	12	2	1:57.175	34.924	30.374	51.877	274.1	27:20.133
9	1	1:57.329	34.576	30.484	52.269	275.5	24:01.048	13	2	1:56.692	35.218	29.663	51.811	279.1	29:16.825
10	1	1:58.232	34.557	30.494	53.181	276.2	25:59.280	14	2	1:55.516	34.110	29.694	51.712	276.9	31:12.341
11	1	2:08.928 B	34.469	30.608	1:03.851	276.9	28:08.208	15	2	1:54.374	33.793	29.615	50.966	278.4	33:06.715
12	2	4:28.989	3:04.872	30.193	53.924	276.9	32:37.197	16	2	1:54.296	33.791	29.713	50.792	276.9	35:01.011
13	2	1:56.069	33.944	30.064	52.061	278.4	34:33.266	17	2	1:54.693	33.848	29.665	51.180	276.2	36:55.704
14	2	1:55.460	33.969	30.079	51.412	276.9	36:28.726	18	2	2:02.970 B	34.142	29.727	59.101	275.5	38:58.674
15	2	1:55.284	33.821	30.164	51.299	275.5	38:24.010	19	2	4:33.491	3:11.681	29.813	51.997	275.5	43:32.165
16	2	2:06.315 B	37.314	30.386	58.615	276.9	40:30.325	20	2	1:54.955	33.976	29.400	51.579	281.2	45:27.120
26 Breton Racing Ligier JS P320 - Nissan 1.Ben STONE LMP3 2.Dan SKOCDOPOLE								21	2	1:57.019	34.261	29.614	53.144	278.4	47:24.139
1	1	2:55.339	1:26.719	32.368	56.252	268.0	2:55.339	22	2	1:54.520	33.950	29.372	51.198	282.0	49:18.659
2	1	2:00.934	37.379	29.850	53.705	279.8	4:56.273	23	2	1:53.814	33.497	29.472	50.845	285.0	51:12.473
3	1	1:59.266	34.060	29.900	55.306	279.1	6:55.539	24	2	1:55.057	34.337	29.437	51.283	281.2	53:07.530
4	1	1:55.158	33.965	29.779	51.414	279.8	8:50.697	25	2	3:25.537	55.374	1:22.016	1:08.147	79.9	56:33.067
5	1	1:54.403	33.784	29.710	50.909	279.8	10:45.100	26	2	1:54.265	33.920	29.462	50.883	278.4	58:27.332
6	1	1:53.885	33.544	29.480	50.861	279.8	12:38.985	27	2	1:54.334	33.927	29.551	50.856	278.4	1:00:21.666
7	1	1:55.417	33.747	29.627	52.043	279.1	14:34.402	29 MV2S Racing Ligier JS P320 - Nissan 1.Christophe CRESP LMP3 2.Maximus MAYER							
8	1	1:53.237	33.285	29.466	50.486	280.5	16:27.639	1	1	2:51.155	1:17.533	35.397	58.225	218.2	2:51.155
9	1	1:53.953	33.848	29.457	50.648	279.8	18:21.592	2	1	2:02.906	36.473	30.144	56.289	278.4	4:54.061
10	1	1:54.624	33.186	29.436	52.002	282.7	20:16.216	3	1	1:56.691	34.656	29.795	52.240	279.8	6:50.752
11	1	1:54.968	33.547	29.603	51.818	282.7	22:11.184	4	1	1:55.913	34.632	29.572	51.709	282.7	8:46.665
12	1	2:03.201	34.141	32.426	56.634	237.9	24:14.385	5	1	1:55.172	34.390	29.489	51.293	279.8	10:41.837
13	1	2:01.878 B	33.285	29.374	59.219	281.2	26:16.263	6	1	1:55.887	34.085	29.614	52.188	279.1	12:37.724
14	2	7:51.987	6:30.456	29.546	51.985	279.1	34:08.250	7	1	4:13.857 B	34.147	29.858	3:09.852	279.8	16:51.581
15	2	1:55.255	35.265	29.344	50.646	282.7	36:03.505	8	2	2:10.882	50.983	29.527	50.372	280.5	19:02.463
16	2	1:54.156	33.824	29.571	50.761	282.7	37:57.661	9	2	1:53.146	33.163	29.487	50.496	282.0	20:55.609

LE MANS CUP



Michelin Le Mans Cup Le Castellet Round Free Practice 2

Sector Analysis

PAUL RICARD 5.771 m.

Lap under Red Flag Invalidated Lap Personal Best Session Best B Crossing the pit lane

Lap	D	Time	Sector 1	Sector 2	Sector 3	T. Spd	Elapsed	Lap	D	Time	Sector 1	Sector 2	Sector 3	T. Spd	Elapsed
10	2	1:51.175	32.781	29.317	49.077	282.0	22:46.784	5	2	1:51.960	32.985	29.186	49.789	285.7	10:54.824
11	2	1:53.007	33.160	29.307	50.540	283.5	24:39.791	6	2	1:51.700	32.668	29.069	49.963	283.5	12:46.524
12	2	1:51.382	32.518	29.340	49.524	282.7	26:31.173	7	2	1:52.512	33.551	29.249	49.712	282.7	14:39.036
13	2	1:51.241	32.712	29.254	49.275	281.2	28:22.414	8	2	1:51.550	33.003	29.157	49.390	282.0	16:30.586
14	2	9:28.827 B	33.712	29.340	8:25.775	281.2	37:51.241	9	2	2:02.047 B	33.463	30.248	58.336	280.5	18:32.633
15	2	2:13.580	52.042	29.626	51.912	270.0	40:04.821	10	2	5:07.358	3:48.473	29.138	49.747	283.5	23:39.991
16	2	1:52.245	33.216	29.326	49.703	280.5	41:57.066	11	2	2:03.920	33.405	29.104	1:01.411	288.8	25:43.911
17	2	1:51.421	32.579	29.306	49.536	282.7	43:48.487	12	2	1:55.851	34.883	29.261	51.707	283.5	27:39.762
18	2	1:51.220	33.088	29.077	49.055	285.7	45:39.707	13	2	1:51.872	32.709	29.069	50.094	289.5	29:31.634
19	2	1:51.816	33.427	29.121	49.268	285.0	47:31.523	14	2	1:58.246 B	32.907	28.860	56.479	287.2	31:29.880
20	2	1:51.948	33.193	29.061	49.694	285.7	49:23.471	15	2	5:59.116 B	4:32.078	29.451	57.587	281.2	37:28.996
21	2	1:51.853	33.519	29.091	49.243	286.5	51:15.324	16	1	7:56.773	6:31.257	31.380	54.136	265.4	45:25.769
22	2	3:12.697 B	33.059	29.115	2:10.523	287.2	54:28.021	17	1	1:57.345	34.523	29.729	53.093	282.7	47:23.114
23	2	6:10.369 B	1:15.639	32.972	4:21.758	279.1	1:00:38.390	18	1	1:56.887	34.084	29.571	53.232	284.2	49:20.001

34		Inter Europol Competition					Ligier JS P320 - Nissan	
		1.Alexander BUKHANTSOV					LMP3	
		2.Rik KOEN						
Lap	D	Time	Sector 1	Sector 2	Sector 3	T. Spd	Elapsed	
1	2	3:25.979	2:01.264	30.807	53.908	271.4	3:25.979	
2	2	1:57.055	35.550	31.246	50.259	274.8	5:23.034	
3	2	1:52.265	33.138	29.462	49.665	278.4	7:15.299	
4	2	1:51.916	32.898	29.282	49.736	278.4	9:07.215	
5	2	1:53.590	33.969	29.777	49.844	279.1	11:00.805	
6	2	1:52.125	32.948	29.332	49.845	280.5	12:52.930	
7	2	1:57.052	33.088	29.873	54.091	260.9	14:49.982	
8	2	1:51.813	32.858	29.415	49.540	277.6	16:41.795	
9	2	1:51.699	32.912	29.333	49.454	279.8	18:33.494	
10	2	1:52.520	33.135	29.480	49.905	281.2	20:26.014	
11	2	1:52.057	32.879	29.155	50.023	282.7	22:18.071	
12	2	1:52.616	32.906	29.176	50.534	276.9	24:10.687	
13	2	1:51.671	32.808	29.254	49.609	280.5	26:02.358	
14	2	2:05.921	34.127	29.284	1:02.510	282.7	28:08.279	
15	2	1:51.795	33.085	29.299	49.411	279.8	30:00.074	
16	2	4:18.478 B	34.255	29.226	3:14.997	281.2	34:18.552	
17	1	2:11.030	50.285	29.641	51.104	279.1	36:29.582	
18	1	1:54.795	33.692	29.653	51.450	285.0	38:24.377	
19	1	1:54.248	33.560	29.432	51.256	278.4	40:18.625	
20	1	1:55.482	35.285	29.765	50.432	277.6	42:14.107	
21	1	1:53.677	33.873	29.570	50.234	278.4	44:07.784	
22	1	1:53.624	33.650	29.438	50.536	281.2	46:01.408	
23	1	1:54.332	34.286	29.602	50.444	280.5	47:55.740	
24	1	1:53.018	33.594	29.311	50.113	277.6	49:48.758	
25	1	1:53.545	33.661	29.323	50.561	285.7	51:42.303	
26	1	2:09.995	33.419	29.598	1:06.978	281.2	53:52.298	
27	1	2:59.484	1:09.873	59.097	50.514	254.1	56:51.782	
28	1	1:55.903	33.805	29.343	52.755	282.7	58:47.685	
29	1	1:52.785	33.453	29.320	50.012	282.0	1:00:40.470	

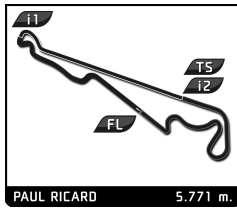
42		Steller Motorsport					Duqueine M30 - D08 - Nissan	
		1.Sylvain GUINTOLI					LMP3	
		2.Sennan FIELDING						
Lap	D	Time	Sector 1	Sector 2	Sector 3	T. Spd	Elapsed	
1	2	3:25.735	1:43.835	46.372	55.528	190.5	3:25.735	
2	2	1:52.783	33.775	29.441	49.567	281.2	5:18.518	
3	2	1:52.064	33.027	29.238	49.799	282.0	7:10.582	
4	2	1:52.282	33.470	29.594	49.218	283.5	9:02.864	

43		Inter Europol Competition					Ligier JS P320 - Nissan	
		1.Timothy CRESWICK					LMP3	
		2.Sebastian GRAVLUND						
Lap	D	Time	Sector 1	Sector 2	Sector 3	T. Spd	Elapsed	
1	2	3:20.071	---	---	---	---	3:20.071	
2	2	1:57.015	34.965	29.980	52.070	273.4	34:03.086	
3	2	1:55.271	34.482	30.520	50.269	272.7	35:58.357	
4	2	3:50.390 B	33.666	29.970	2:46.754	274.1	39:48.747	
5	2	2:12.451	51.520	29.883	51.048	276.2	42:01.198	
6	2	1:54.300	33.601	29.756	50.943	276.2	43:55.498	

44		Team Virage					Ligier JS P320 - Nissan	
		1.Jamie FALVEY					LMP3	
		2.Mihnea STEFAN						
Lap	D	Time	Sector 1	Sector 2	Sector 3	T. Spd	Elapsed	
1	2	3:46.110	2:20.863	31.449	53.798	271.4	3:46.110	
2	2	1:55.704	34.659	30.179	50.866	276.9	5:41.814	
3	2	1:54.516	34.574	30.039	49.903	278.4	7:36.330	
4	2	1:52.622	33.298	29.412	49.912	280.5	9:28.952	
5	2	1:52.081	33.098	29.334	49.649	282.0	11:21.033	
6	2	1:52.137	33.017	29.353	49.767	279.8	13:13.170	
7	2	1:51.618	32.871	29.363	49.384	281.2	15:04.788	
8	2	1:53.309	33.250	29.177	50.882	281.2	16:58.097	
9	2	1:51.998	32.903	29.355	49.740	281.2	18:50.095	
10	2	4:26.049 B	32.987	29.240	3:23.822	282.0	23:16.144	
11	1	2:11.311	50.447	29.750	51.114	279.8	25:27.455	
12	1	1:53.159	33.842	29.346	49.971	282.0	27:20.614	
13	1	1:53.180	33.993	29.205	49.982	282.7	29:13.794	
14	1	1:52.438	33.446	29.264	49.728	282.0	31:06.232	
15	1	1:52.577	33.260	29.093	50.224	285.0	32:58.809	
16	1	1:52.950	33.364	29.417	50.169	284.2	34:51.759	
17	1	1:52.228	33.333	29.318	49.577	282.0	36:43.987	
18	1	1:56.536	33.663	29.450	53.423	281.2	38:40.523	
19	1	1:51.615	33.142	29.073	49.400	282.7	40:32.138	
20	1	1:52.744	32.967	29.337	50.440	282.0	42:24.882	
21	1	5:32.945 B	34.112	29.464	4:29.369	283.5	47:57.827	
22	2	2:33.499	58.596	34.496	1:00.407	257.8	50:31.326	



LE MANS CUP

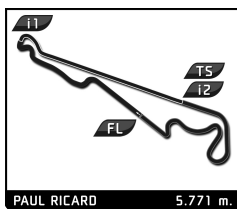


Michelin Le Mans Cup
Le Castellet Round
Free Practice 2

Sector Analysis

Lap under Red Flag							Invalidated Lap		Personal Best		Session Best		B Crossing the pit lane		
Lap	D	Time	Sector 1	Sector 2	Sector 3	T. Spd	Elapsed	Lap	D	Time	Sector 1	Sector 2	Sector 3	T. Spd	Elapsed
50 Reiter Engineering 1.Horst FELBERMAYR 2.Miklas BORN Ligier JS P320 - Nissan LMP3															
23	2	2:02.853	37.550	29.932	55.371	282.0	52:34.179	18	2	1:57.940	34.151	30.284	53.505	276.2	41:31.995
24	2	3:36.511	45.765	1:21.963	1:28.783	80.0	56:10.690	19	2	2:01.308	34.206	30.141	56.961	277.6	43:33.303
25	2	1:53.130	34.014	29.414	49.702	279.8	58:03.820	20	2	1:56.023	34.143	30.178	51.702	277.6	45:29.326
26	2	1:50.561	32.896	29.121	48.544	282.7	59:54.381	21	2	1:59.652	34.897	30.109	54.646	277.6	47:28.978
1	1	2:22.723	53.120	33.654	55.949	268.0	2:22.723	22	2	1:55.978	33.878	30.093	52.007	276.2	49:24.956
2	1	1:58.101	35.335	29.707	53.059	282.0	4:20.824	23	2	1:55.416	33.839	29.887	51.690	279.8	51:20.372
3	1	1:55.407	34.224	29.731	51.452	279.8	6:16.231	24	2	2:07.254 B	34.671	30.100	1:02.483	280.5	53:27.626
4	1	1:54.382	34.043	29.391	50.948	282.7	8:10.613	1	2	2:56.292	1:18.610	35.274	1:02.408	198.9	2:56.292
5	1	1:54.161	33.679	29.322	51.160	283.5	10:04.774	2	2	2:09.564	38.861	31.330	59.373	266.7	5:05.856
6	1	1:53.680	33.462	29.552	50.666	280.5	11:58.454	3	2	2:04.764	38.109	30.943	55.712	273.4	7:10.620
7	1	1:53.467	33.524	29.396	50.547	280.5	13:51.921	4	2	9:59.261 B	35.566	31.999	8:51.696	257.1	17:09.881
8	1	1:53.220	33.507	29.359	50.354	281.2	15:45.141	5	2	2:13.233	52.158	30.319	50.756	272.0	19:23.114
9	1	1:53.639	33.199	29.346	51.094	282.0	17:38.780	6	2	1:59.144	34.405	30.574	54.165	272.0	21:22.258
10	1	2:00.811 B	33.524	29.383	57.904	282.0	19:39.591	7	2	1:54.253	33.893	29.808	50.552	275.5	23:16.511
11	2	4:24.070	3:04.934	29.131	50.005	284.2	24:03.661	8	2	1:54.172	33.366	29.510	51.296	279.8	25:10.683
12	2	1:52.127	33.264	29.115	49.748	285.7	25:55.788	9	2	1:53.964	33.806	29.760	50.398	278.4	27:04.647
13	2	1:52.774	33.259	29.153	50.362	284.2	27:48.562	10	2	1:52.868	33.470	29.563	49.835	282.0	28:57.515
14	2	1:52.206	33.420	29.239	49.547	284.2	29:40.768	11	2	1:50.945 B	33.364	29.601	6:47.980	279.8	36:48.460
15	2	2:05.019 B	33.080	29.218	1:02.721	285.0	31:45.787	12	2	2:14.612	51.961	30.010	52.641	277.6	39:03.072
16	2	6:38.994	5:19.528	29.407	50.059	281.2	38:24.781	13	2	1:52.519	33.137	29.428	50.954	279.8	40:56.591
17	2	1:52.667	33.751	28.968	49.948	287.2	40:17.448	14	2	4:21.630 B	33.313	29.754	3:18.563	279.1	45:18.221
18	2	1:51.173	32.730	29.042	49.401	283.5	42:08.621	15	1	2:26.937	57.065	33.376	56.496	279.1	47:45.158
19	2	1:51.176	33.060	29.088	49.028	283.5	43:59.797	16	1	2:06.239	36.760	30.542	58.937	282.0	49:51.397
20	2	1:52.603	32.853	28.839	50.911	288.0	45:52.400	17	1	2:02.233	35.434	30.249	56.700	259.6	51:53.780
21	2	2:00.782 B	33.110	28.935	58.737	286.5	47:53.182	18	1	2:28.615	35.610	30.199	1:22.806	286.5	54:22.395
22	1	4:30.340	3:08.619	29.469	52.252	285.0	52:23.522	19	1	2:43.933	1:10.450	38.207	55.276	277.6	57:06.328
23	1	3:16.610	34.540	56.864	1:45.206	80.4	55:40.132	20	1	2:00.316	34.918	30.173	55.225	282.0	59:06.644
24	1	2:01.221	40.730	29.349	51.142	283.5	57:41.353	21	1	2:01.031	35.297	30.239	55.495	281.2	1:01:07.675
25	1	1:54.270	33.853	29.261	51.156	286.5	59:35.623								
26	1	1:54.167	33.871	29.297	50.999	285.7	1:01:29.790								
51 AF Corse 1.Matthew KURZJEWSKI 2.Alessandro BALZAN Ferrari 296 GT3 GT3															
1	2	2:42.812	1:09.605	33.101	1:00.106	264.7	2:42.812	1	1	2:22.037	54.996	31.201	55.840	275.5	2:22.037
2	2	2:06.558	38.526	32.525	55.507	233.8	4:49.370	2	1	1:56.356	35.211	29.726	51.419	279.1	4:18.393
3	2	2:00.594	36.105	31.652	52.837	268.7	6:49.964	3	1	1:53.104	33.649	29.393	50.062	280.5	6:11.497
4	2	1:56.336	34.134	30.291	51.911	274.1	8:46.300	4	1	1:53.832	33.664	29.241	50.927	282.0	8:05.329
5	2	2:00.081	35.950	30.610	53.521	274.1	10:46.381	5	1	1:53.167	33.574	29.242	50.351	282.0	9:58.496
6	2	1:55.534	33.780	30.273	51.481	274.8	12:41.915	6	1	1:52.789	33.453	29.214	50.122	282.7	11:51.285
7	2	1:55.697	33.870	30.261	51.566	274.1	14:37.612	7	1	1:53.096	33.689	29.291	50.116	282.7	13:44.381
8	2	2:04.390 B	33.699	30.221	1:00.470	274.1	16:42.002	8	1	3:51.598 B	33.529	29.150	2:48.919	285.7	17:35.979
9	1	4:31.971	3:08.355	30.838	52.778	272.7	21:13.973	9	1	4:32.522 B	50.988	29.464	3:12.070	282.7	22:08.501
10	1	1:58.030	34.572	30.432	53.026	276.2	23:12.003	10	2	2:17.105	56.829	29.348	50.928	284.2	24:25.606
11	1	1:57.672	34.582	30.502	52.588	274.8	25:09.675	11	2	1:53.228	33.604	29.571	50.053	284.2	26:18.834
12	1	1:57.887	34.388	30.373	53.126	276.9	27:07.562	12	2	1:51.976	33.196	29.132	49.648	285.0	28:10.810
13	1	1:57.585	34.266	30.175	53.144	276.9	29:05.147	13	2	1:51.068	32.852	29.061	49.155	285.0	30:01.878
14	1	1:56.950	34.287	30.150	52.513	275.5	31:02.097	14	2	1:51.930	33.042	29.059	49.829	288.0	31:53.808
15	1	1:58.524	34.004	30.211	54.309	277.6	33:00.621	15	2	1:50.631	32.721	28.959	48.951	284.2	33:44.439
16	1	2:04.247 B	34.530	30.231	59.486	278.4	35:04.868	16	2	1:51.152	32.562	29.006	49.584	286.5	35:35.591
17	2	4:29.187	3:06.526	30.517	52.144	274.8	39:34.055	17	2	1:51.679	33.398	29.098	49.183	284.2	37:27.270
								18	2	1:50.552	32.538	29.162	48.852	284.2	39:17.822
								19	2	1:53.267	32.462	29.221	51.584	285.0	41:11.089

LE MANS CUP



Michelin Le Mans Cup Le Castellet Round Free Practice 2

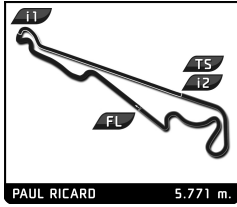
Sector Analysis

PAUL RICARD 5.771 m.

Lap under Red Flag Invalidated Lap Personal Best Session Best Crossing the pit lane

Lap	D	Time	Sector 1	Sector 2	Sector 3	T. Spd	Elapsed	Lap	D	Time	Sector 1	Sector 2	Sector 3	T. Spd	Elapsed
20	2	5:17.418 B	32.715	29.057	4:15.646	283.5	46:28.507	1	2	2:51.746	1:19.212	34.905	57.629	210.1	2:51.746
21	2	2:23.235	55.946	33.597	53.692	252.3	48:51.742	2	2	1:58.753	36.400	29.682	52.671	280.5	4:50.499
22	2	1:57.711	35.871	29.374	52.466	285.0	50:49.453	3	2	1:56.906	33.935	31.522	51.449	276.2	6:47.405
23	2	2:00.046	34.515	30.739	54.792	255.9	52:49.499	4	2	1:53.338	33.415	29.433	50.490	280.5	8:40.743
24	2	3:24.509	37.066	1:21.763	1:25.680	80.0	56:14.008	5	2	1:52.865	33.079	29.398	50.388	280.5	10:33.608
25	2	1:53.448	33.557	29.073	50.818	284.2	58:07.456	6	2	1:52.698	33.114	29.411	50.173	279.1	12:26.306
26	2	1:50.996	33.077	28.991	48.928	284.2	59:58.452	7	2	1:56.166	34.069	29.448	52.649	280.5	14:22.472
27	2	1:49.786	32.435	28.813	48.538	285.7	1:01:48.238	8	2	1:53.332	33.543	29.427	50.362	279.8	16:15.804
62 Bretton Racing Ligier JS P320 - Nissan LMP3 1.Romain IANNETTA 2.Szymon LADNIAK								9 2 1:52.056 32.769 29.354 49.933 282.7 18:07.860							
1	1	3:01.901	1:32.120	33.219	56.562	261.5	3:01.901	10	2	2:01.011 B	33.826	29.369	57.816	282.7	20:08.871
2	1	2:01.827	36.308	31.136	54.383	273.4	5:03.728	11	1	4:43.408 B	3:13.802	29.639	59.967	281.2	24:52.279
3	1	1:56.375	34.370	30.254	51.751	272.7	7:00.103	12	1	7:21.536	6:00.747	29.747	51.042	276.9	32:13.815
4	1	1:55.477	33.974	30.032	51.471	274.1	8:55.580	13	1	1:55.076	34.249	29.588	51.239	279.1	34:08.891
5	1	1:55.498	33.960	29.973	51.565	275.5	10:51.078	14	1	1:54.127	33.564	29.894	50.669	279.8	36:03.018
6	1	1:55.076	33.719	30.161	51.196	273.4	12:46.154	15	1	1:54.101	33.539	29.492	51.070	280.5	37:57.119
7	1	1:55.769	34.449	29.906	51.414	273.4	14:41.923	16	1	1:53.368	33.307	29.458	50.603	279.8	39:50.487
8	1	1:55.174	33.807	30.140	51.227	271.4	16:37.097	17	1	1:53.072	33.326	29.267	50.479	280.5	41:43.559
9	1	1:55.309	34.216	30.061	51.032	272.7	18:32.406	18	1	2:01.108 B	33.317	29.456	58.335	280.5	43:44.667
10	1	1:55.043	33.747	30.059	51.237	274.1	20:27.449	19	2	4:03.295 B	2:33.397	29.914	59.984	280.5	47:47.962
11	1	2:13.256 B	33.904	31.424	1:07.928	243.8	22:40.705	20	2	2:09.677	49.465	29.475	50.737	281.2	49:57.639
12	1	13:55.715 B	...	34.994	1:08.960	215.6	36:36.420	21	2	1:52.364	32.793	29.147	50.424	284.2	51:50.003
13	2	6:12.711	4:32.642	38.027	1:02.042	239.5	42:49.131	22	2	2:16.334	32.740	28.998	1:14.596	283.5	54:06.337
14	2	2:03.795	37.146	30.774	55.875	270.0	44:52.926	23	2	2:53.519	1:10.494	48.980	54.045	267.3	56:59.856
15	2	1:59.283	35.524	30.116	53.643	273.4	46:52.209	24	2	1:54.804	33.132	28.993	52.679	283.5	58:54.660
16	2	1:55.968	34.657	29.769	51.542	276.2	48:48.177	25	2	1:53.135	32.978	29.025	51.132	283.5	1:00:47.795
17	2	1:55.632	34.236	29.985	51.411	276.2	50:43.809	71 Rinaldi Racing Ligier JS P320 - Nissan LMP3 1.Stefan AUST 2.Felipe FERNANDEZ-LASER							
18	2	1:58.205	34.606	30.574	53.025	276.9	52:42.014	1	1	3:49.662	2:23.798	32.047	53.817	268.7	3:49.662
19	2	3:28.779	35.248	1:22.092	1:31.439	79.8	56:10.793	2	1	1:57.067	34.913	30.586	51.568	272.7	5:46.729
20	2	1:56.416	35.345	29.683	51.388	277.6	58:07.209	3	1	1:55.084	33.958	29.780	51.346	275.5	7:41.813
21	2	1:55.251	34.582	29.784	50.885	276.9	1:00:02.460	4	1	2:00.325	34.302	31.017	55.006	279.8	9:42.138
66 Rinaldi Racing Ligier JS P320 - Nissan LMP3 1.Steve PARROW 2.Daniel KEILWITZ								5	1	1:55.572	34.615	30.238	50.719	281.2	11:37.710
1	1	3:49.423	2:20.360	32.397	56.666	265.4	3:49.423	6	1	1:53.306	33.195	29.578	50.533	278.4	13:31.016
2	1	2:00.375	37.461	30.177	52.737	276.2	5:49.798	7	1	1:53.480	33.551	29.598	50.331	278.4	15:24.496
3	1	1:56.477	35.654	29.697	51.126	279.1	7:46.275	8	1	1:53.639	33.286	29.579	50.774	279.1	17:18.135
4	1	1:57.154	36.001	29.608	51.545	281.2	9:43.429	9	1	1:54.108	33.353	29.951	50.804	274.8	19:12.243
5	1	2:07.405 B	34.411	29.406	1:03.588	281.2	11:50.834	10	1	1:53.634	33.651	29.626	50.357	279.8	21:05.877
6	2	6:04.956	4:40.448	29.484	55.024	281.2	17:55.790	11	1	2:00.529 B	33.552	29.415	57.562	282.7	23:06.406
7	2	1:51.681	32.806	28.981	49.894	282.7	19:47.471	12	2	4:26.910	3:07.678	29.591	49.641	279.1	27:33.316
8	2	1:50.891	32.802	29.011	49.078	281.2	21:38.362	13	2	1:56.354	33.077	29.394	53.883	281.2	29:29.670
9	2	1:50.795	32.920	28.851	49.024	282.7	23:29.157	14	2	1:52.660	33.337	29.384	49.939	281.2	31:22.330
10	2	1:52.390	32.434	28.873	51.083	284.2	25:21.547	15	2	1:51.327	32.819	29.281	49.227	281.2	33:13.657
11	2	1:50.588	32.638	29.055	48.895	282.7	27:12.135	16	2	1:58.720	36.421	32.731	49.568	279.1	35:12.377
12	2	1:50.551	32.583	28.780	49.188	285.7	29:02.686	17	2	2:00.047	32.942	29.359	57.746	280.5	37:12.424
13	2	1:50.304	32.431	28.823	49.050	285.7	30:52.990	18	2	1:51.749	33.172	29.416	49.161	279.1	39:04.173
14	2	1:50.173	32.622	28.714	48.837	285.7	32:43.163	19	2	1:51.271	32.770	29.194	49.307	281.2	40:55.444
15	2	2:07.988 B	33.688	30.591	1:03.709	279.1	34:51.151	20	2	1:51.404	32.780	29.463	49.161	282.0	42:46.848
67 Haegeli by T2 Racing Duqueine M30 - D08 - Nissan LMP3 1.Pieder DECURTINS 2.Samir BEN								21	2	1:54.568	33.150	29.272	52.146	278.4	44:41.416
								22	2	1:50.793	32.767	29.153	48.873	281.2	46:32.209
								23	2	2:02.785 B	32.679	29.203	1:00.903	282.0	48:34.994

LE MANS CUP



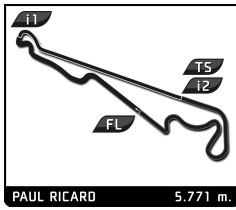
Michelin Le Mans Cup
Le Castellet Round
Free Practice 2

Sector Analysis

Lap under Red Flag							Invalidated Lap		Personal Best	Session Best	Crossing the pit lane					
Lap	D	Time	Sector 1	Sector 2	Sector 3	T. Spd	Elapsed	Lap	D	Time	Sector 1	Sector 2	Sector 3	T. Spd	Elapsed	
73	Proton Huber Competition							Porsche 911 GT3 R (992)								
	1. Jörg DREISOW							GT3								
	2. Manuel LAUCK															
	1	2	2:29.821	57.605	34.491	57.725	247.1	2:29.821	22	1	1:58.754	34.702	30.374	53.678	276.2	48:24.119
	2	2	1:57.560	34.826	30.160	52.574	279.8	4:27.381	23	1	2:03.873	37.690	32.001	54.182	275.5	50:27.992
	3	2	1:56.615	34.168	30.220	52.227	279.1	6:23.996	24	1	1:58.279	34.613	30.255	53.411	279.1	52:26.271
	4	2	1:56.464	34.101	30.011	52.352	281.2	8:20.460								
	5	2	2:03.966 B	34.045	30.138	59.783	276.9	10:24.426								
	6	1	3:59.401	2:31.112	31.194	57.095	279.1	14:23.827								
	7	1	2:02.701	35.934	30.748	56.019	279.8	16:26.528								
	8	1	2:02.667	37.083	31.161	55.423	278.4	18:30.195								
	9	1	2:14.188 B	37.377	31.495	1:05.216	278.4	20:44.383								
	10	1	4:03.112	2:23.106	38.885	1:01.121	216.4	24:47.495								
	11	1	2:04.569	37.084	31.860	55.625	272.0	26:52.064								
	12	1	2:01.936	35.825	30.497	55.614	281.2	28:54.000								
	13	1	2:02.641	37.662	30.496	54.483	279.1	30:56.641								
	14	1	1:59.858	35.097	30.485	54.276	281.2	32:56.499								
	15	1	1:59.100	34.730	30.399	53.971	280.5	34:55.599								
	16	1	1:59.876	34.924	30.563	54.389	279.1	36:55.475								
	17	1	2:02.533	35.850	30.334	56.349	279.8	38:58.008								
	18	1	2:12.808 B	40.324	30.718	1:01.766	279.1	41:10.816								
	19	2	4:28.011	3:05.233	30.140	52.638	282.0	45:38.827								
	20	2	1:56.465	34.742	29.819	51.904	282.7	47:35.292								
	21	2	1:55.349	33.916	29.751	51.682	281.2	49:30.641								
	22	2	1:55.257	33.802	29.842	51.613	279.8	51:25.898								
	23	2	2:02.883	33.623	29.828	59.432	284.2	53:28.781								
24	2	3:19.289	1:09.917	1:14.927	54.445	201.5	56:48.070									
25	2	1:55.440	34.134	29.740	51.566	285.0	58:43.510									
26	2	1:55.205	33.931	29.764	51.510	284.2	1:00:38.715									
77	Team Thor							Ligier JS P320 - Nissan								
	1. Audunn GUDMUNDSSON							LMP3								
	2. Colin NOBLE															
	1	2	3:48.927	2:23.379	30.801	54.747	268.7	3:48.927								
	2	2	2:04.635	38.974	32.100	53.561	255.9	5:53.562								
	3	2	2:07.756 B	36.516	30.841	1:00.399	266.0	8:01.318								
	4	2	4:27.090	3:07.041	29.573	50.476	275.5	12:28.408								
	5	2	1:53.562	33.598	29.440	50.524	277.6	14:21.970								
	6	2	1:52.695	32.961	29.431	50.303	276.9	16:14.665								
	7	2	1:51.977	32.909	29.226	49.842	279.8	18:06.642								
	8	2	1:54.272	32.615	29.243	52.414	282.7	20:00.914								
	9	2	1:53.750	33.778	29.223	50.749	284.2	21:54.664								
	10	2	1:50.643	32.700	29.022	48.921	281.2	23:45.307								
	11	2	2:00.257 B	32.350	29.035	58.872	283.5	25:45.564								
	12	1	6:17.133	4:53.174	29.457	54.502	280.5	32:02.697								
	13	1	1:57.112	33.805	29.425	53.882	282.0	33:59.809								
	14	1	1:54.048	33.870	29.552	50.626	279.1	35:53.857								
	15	1	1:53.505	33.491	29.522	50.492	280.5	37:47.362								
	16	1	1:52.951	33.361	29.362	50.228	280.5	39:40.313								
	17	1	1:53.288	33.193	29.334	50.761	281.2	41:33.601								
	18	1	1:55.037	33.208	29.301	52.528	282.0	43:28.638								
	19	1	1:52.503	33.238	29.194	50.071	282.7	45:21.141								
	20	1	2:05.905 B	34.874	30.061	1:00.970	279.1	47:27.046								
	83	Iron Dames							Lamborghini Huracan GT3 Evo2							
		1. Celia MARTIN							GT3							
		2. Karen GAILLARD														
1		2	2:21.322	53.380	32.631	55.311	266.7	2:21.322								
2		2	1:59.220	35.470	30.495	53.255	272.7	4:20.542								
3		2	1:58.298	35.128	30.395	52.775	276.2	6:18.840								
4		2	1:57.562	34.573	30.430	52.559	275.5	8:16.402								
5		2	1:56.667	34.031	30.302	52.334	276.9	10:13.069								
6		2	1:57.233	34.668	30.247	52.318	275.5	12:10.302								
7		2	1:58.509	35.817	30.140	52.552	276.2	14:08.811								
8		2	1:56.870	34.044	30.262	52.564	276.2	16:05.681								
9		2	1:56.238	34.079	30.123	52.036	277.6	18:01.919								
10		2	1:58.911	34.641	30.353	53.917	277.6	20:00.830								
11		2	2:00.233	34.806	30.231	55.196	278.4	22:01.063								
12		2	1:55.841	33.995	29.926	51.920	277.6	23:56.904								
13		2	1:55.646	33.880	30.044	51.722	278.4	25:52.550								
14		2	1:55.814	34.057	30.001	51.756	277.6	27:48.364								
15		2	1:56.050	34.416	30.050	51.584	278.4	29:44.414								
16		2	2:03.441 B	34.070	29.873	59.498	279.1	31:47.855								
17		1	3:48.054	2:12.629	36.963	58.462	250.6	35:35.909								
18		1	2:03.092	36.669	32.089	54.334	263.4	37:39.001								
19		1	2:01.721	34.558	30.599	56.564	276.2	39:40.722								
20		1	1:58.267	34.489	30.459	53.319	277.6	41:38.989								
21		1	1:57.311	34.197	30.057	53.057	276.9	43:36.300								
22		1	1:56.740	34.065	29.886	52.789	280.5	45:33.040								
23		1	1:57.603	34.225	30.177	53.201	257.8	47:30.643								
24	1	2:03.373 B	34.508	30.029	58.836	279.1	49:34.016									



LE MANS CUP



Michelin Le Mans Cup Le Castellet Round Free Practice 2

Sector Analysis

Lap under Red Flag Invalidated Lap Personal Best Session Best B Crossing the pit lane

Lap	D	Time	Sector 1	Sector 2	Sector 3	T. Spd	Elapsed	Lap	D	Time	Sector 1	Sector 2	Sector 3	T. Spd	Elapsed
25	2	4:54.456	2:59.770	30.085	1:24.601	277.6	54:28.472	17	2	1:58.290 B	32.061	28.939	57.290	286.5	38:49.771
26	2	2:42.415	1:10.012	36.273	56.130	225.0	57:10.887	18	1	4:24.398	3:01.362	29.373	53.663	283.5	43:14.169
27	2	2:01.943	33.905	29.938	58.100	279.8	59:12.830	19	1	1:59.397	33.943	29.194	56.260	285.7	45:13.566
28	2	1:56.204	34.213	29.939	51.952	278.4	1:01:09.034	20	1	2:01.329	34.160	29.476	57.693	285.0	47:14.895

84 ANS Motorsport
1. Julien LEMOINE
2. Paul TROJANI
Ligier JS P320 - Nissan
LMP3

1	2	2:15.085	52.261	31.127	51.697	259.6	2:15.085
2	2	1:54.377	33.972	30.034	50.371	274.8	4:09.462
3	2	1:52.661	33.228	29.699	49.734	276.9	6:02.123
4	2	1:52.311	33.061	29.516	49.734	279.1	7:54.434
5	2	1:53.112	33.456	29.582	50.074	277.6	9:47.546
6	2	1:53.658	32.799	29.574	51.285	279.8	11:41.204
7	2	1:53.063	33.883	29.604	49.576	279.1	13:34.267
8	2	1:53.185	32.946	29.628	50.611	282.7	15:27.452
9	2	1:51.593	32.734	29.475	49.384	280.5	17:19.045
10	2	1:52.139	32.910	29.506	49.723	281.2	19:11.184
11	2	1:52.119	32.798	29.668	49.653	276.9	21:03.303
12	2	1:55.350	33.633	29.469	52.248	283.5	22:58.653
13	2	1:58.861 B	32.966	29.345	56.550	280.5	24:57.514
14	1	4:36.527	3:14.480	29.718	52.329	282.0	29:34.041
15	1	1:57.151	34.073	29.554	53.524	281.2	31:31.192
16	1	1:55.554	34.060	29.877	51.617	281.2	33:26.746
17	1	1:55.295	33.851	29.980	51.464	278.4	35:22.041
18	1	2:20.543	36.058	52.730	51.755	272.7	37:42.584
19	1	1:55.870	33.582	29.589	52.699	279.8	39:38.454
20	1	1:55.351	33.847	29.719	51.785	279.1	41:33.805
21	1	1:56.042	34.231	29.682	52.129	278.4	43:29.847
22	1	1:56.589	34.521	29.754	52.314	279.8	45:26.436
23	1	1:55.624	34.394	29.495	51.735	282.0	47:22.060
24	1	1:54.521	33.806	29.517	51.198	278.4	49:16.581
25	1	1:55.087	33.674	29.484	51.929	279.8	51:11.668
26	1	2:06.017 B	34.550	29.580	1:01.887	280.5	53:17.685
27	2	4:54.374 B	3:19.088	31.898	1:03.388	275.5	58:12.059

85 R-race GP
1. Fabien MICHAL
2. Hadrien DAVID
Duqueine M30 - D08 - Nissan
LMP3

1	2	2:07.574	43.145	31.492	52.937	270.0	2:07.574
2	2	1:53.254	33.721	29.552	49.981	276.9	4:00.828
3	2	1:50.442	32.591	29.069	48.782	285.7	5:51.270
4	2	1:50.547	32.409	28.971	49.167	286.5	7:41.817
5	2	1:54.079	33.079	29.582	51.418	286.5	9:35.896
6	2	1:59.310 B	32.247	29.335	57.728	285.7	11:35.206
7	2	5:30.772	4:04.706	31.944	54.122	274.1	17:05.978
8	2	1:50.642	32.548	29.149	48.945	284.2	18:56.620
9	2	1:49.817	32.260	28.995	48.562	285.0	20:46.437
10	2	1:49.475	32.172	28.857	48.446	285.7	22:35.912
11	2	1:58.949 B	32.213	29.968	56.768	286.5	24:34.861
12	2	4:45.350	3:17.854	34.403	53.093	229.3	29:20.211
13	2	1:51.306	32.584	28.898	49.824	288.8	31:11.517
14	2	1:49.362	32.192	28.743	48.427	288.8	33:00.879
15	2	1:53.570	32.316	28.846	52.408	291.1	34:54.449
16	2	1:57.032	32.165	29.086	55.781	287.2	36:51.481

21	1	1:51.982	33.101	28.971	49.910	286.5	49:06.877
22	1	1:51.975	32.795	29.263	49.917	287.2	50:58.852
23	1	1:59.075	32.886	28.996	57.193	289.5	52:57.927
24	1	3:35.184 B	46.382	1:22.968	1:25.834	79.0	56:33.111
25	2	4:43.349 B	3:17.287	29.046	57.016	286.5	1:01:16.460

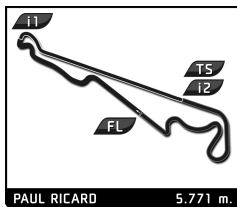
87 COOL Racing
1. James SWEETNAM
2. Adrien CLOSMENIL
Ligier JS P320 - Nissan
LMP3

1	2	2:07.911	43.605	31.481	52.825	269.3	2:07.911
2	2	1:53.624	34.063	29.582	49.979	276.2	4:01.535
3	2	1:53.420	33.172	29.334	50.914	280.5	5:54.955
4	2	1:52.096	33.150	29.221	49.725	281.2	7:47.051
5	2	1:53.938	33.475	29.253	51.210	280.5	9:40.989
6	2	1:53.011	33.018	29.717	50.276	282.7	11:34.000
7	2	1:51.461	32.929	29.207	49.325	281.2	13:25.461
8	2	1:51.162	32.740	29.194	49.228	281.2	15:16.623
9	2	1:51.089	32.634	29.226	49.229	280.5	17:07.712
10	2	1:58.490 B	33.091	29.304	56.095	283.5	19:06.202
11	1	4:31.074	3:09.537	29.455	52.082	282.0	23:37.276
12	1	1:55.304	34.050	29.361	51.893	282.7	25:32.580
13	1	1:56.272	35.167	29.800	51.305	280.5	27:28.852
14	1	1:55.015	34.387	29.367	51.261	285.7	29:23.867
15	1	1:54.634	33.987	29.474	51.173	282.7	31:18.501
16	1	1:53.744	33.812	29.307	50.625	282.7	33:12.245
17	1	1:53.638	33.560	29.520	50.558	285.7	35:05.883
18	1	1:57.372	33.297	29.177	54.898	282.7	37:03.255
19	1	1:55.623	33.400	29.480	52.743	279.8	38:58.878
20	1	2:03.668 B	34.803	29.336	59.529	282.0	41:02.546
21	2	4:27.105	3:06.027	29.323	51.755	285.7	45:29.651
22	2	1:54.114	33.616	29.085	51.413	285.7	47:23.765
23	2	1:53.479	33.762	29.492	50.225	284.2	49:17.244
24	2	1:52.260	33.366	29.112	49.782	285.0	51:09.504
25	2	1:51.908	32.732	29.050	50.126	283.5	53:01.412
26	2	3:24.963	48.163	1:21.968	1:14.832	79.9	56:26.375
27	2	1:50.729	32.686	28.904	49.139	285.0	58:17.104
28	2	1:50.381	32.583	28.892	48.906	280.5	1:00:07.485

88 AF Corse
1. Custodio TOLEDO
2. Riccardo AGOSTINI
Ferrari 296 GT3
GT3

1	1	3:50.146	2:10.462	33.991	1:05.693	265.4	3:50.146
2	1	2:13.039	40.275	32.694	1:00.070	269.3	6:03.185
3	1	2:02.578	36.248	30.880	55.450	271.4	8:05.763
4	1	2:02.535	36.094	30.951	55.490	270.7	10:08.298
5	1	2:01.679	35.536	30.889	55.254	271.4	12:09.977
6	1	2:03.189	37.181	30.998	55.010	275.5	14:13.166
7	1	2:02.997	35.971	31.014	56.012	272.7	16:16.163
8	1	2:00.890	35.512	30.915	54.463	273.4	18:17.053
9	1	2:04.341	35.594	30.657	58.090	275.5	20:21.394
10	1	2:10.569 B	35.394	31.021	1:04.154	267.3	22:31.963

LE MANS CUP



Michelin Le Mans Cup Le Castellet Round Free Practice 2

Sector Analysis

PAUL RICARD 5.771 m.

Lap under Red Flag Invalidated Lap Personal Best Session Best B Crossing the pit lane

Lap	D	Time	Sector 1	Sector 2	Sector 3	T. Spd	Elapsed	Lap	D	Time	Sector 1	Sector 2	Sector 3	T. Spd	Elapsed
11	2	4:20.819	2:58.781	30.502	51.536	272.7	26:52.782	20	2	2:00.492	32.527	32.398	55.567	238.9	47:05.767
12	2	1:55.794	34.499	30.077	51.218	275.5	28:48.576	21	2	1:57.585 B	32.648	29.220	55.717	281.2	49:03.352
13	2	1:56.061	33.679	30.066	52.316	274.1	30:44.637	99 More Motorsport Ligier JS P320 - Nissan							
14	2	1:55.855	33.860	30.069	51.926	274.1	32:40.492	1. Mark VAN DER SNEL LMP3							
15	2	2:01.772 B	34.690	29.989	57.093	276.9	34:42.264	2. Max VAN DER SNEL JR.							
16	1	6:43.828	5:19.133	30.668	54.027	274.1	41:26.092	1	2	2:28.870	1:02.815	31.285	54.770	271.4	2:28.870
17	1	2:08.142 B	34.983	30.842	1:02.317	273.4	43:34.234	2	2	1:56.383	34.422	29.914	52.047	274.8	4:25.253
18	1	2:29.576	52.173	32.453	1:04.950	201.9	46:03.810	3	2	1:55.556	33.749	30.013	51.794	274.8	6:20.809
19	1	2:01.415	35.037	32.129	54.249	272.7	48:05.225	4	2	1:53.854	33.571	29.391	50.892	280.5	8:14.663
20	1	1:59.772	35.357	30.671	53.744	274.8	50:04.997	5	2	1:57.642	33.356	29.642	54.644	276.9	10:12.305
21	1	1:58.883	35.084	30.319	53.480	276.2	52:03.880	6	2	1:55.272	33.423	29.710	52.139	279.1	12:07.577
22	1	2:37.239 B	35.018	30.360	1:31.861	275.5	54:41.119	7	2	2:01.300 B	33.498	29.620	58.182	277.6	14:08.877
91 Blackthorn Aston Martin Vantage GT3 EVO															
1. Claude BOVET GT3															
2. David MCDONALD															
1	2	3:09.367	1:36.041	35.356	57.970	254.1	3:09.367	8	2	5:51.707	4:27.189	29.667	54.851	279.1	20:00.584
2	2	2:01.906	36.859	31.404	53.643	267.3	5:11.273	9	2	1:54.408	33.615	29.537	51.256	279.1	21:54.992
3	2	1:57.717	34.737	30.370	52.610	275.5	7:08.990	10	2	2:00.177 B	33.370	29.374	57.433	279.8	23:55.169
4	2	1:57.263	34.660	30.311	52.292	278.4	9:06.253	11	1	4:09.734 B	2:24.003	30.318	1:15.413	278.4	28:04.903
5	2	1:57.452	34.555	30.345	52.552	279.1	11:03.705	12	1	3:32.429	2:08.531	29.942	53.956	272.7	31:37.332
6	2	1:58.233	34.409	30.246	53.578	276.9	13:01.938	13	1	1:56.742	34.165	29.892	52.685	276.2	33:34.074
7	2	4:03.992 B	35.257	30.387	2:58.348	264.7	17:05.930	14	1	2:00.162	34.731	29.993	55.438	276.2	35:34.236
8	2	2:14.196	50.974	30.334	52.888	276.9	19:20.126	15	1	1:59.330	35.698	30.144	53.488	276.2	37:33.566
9	2	1:56.637	34.756	30.094	51.787	276.9	21:16.763	16	1	1:59.788	35.877	30.379	53.532	273.4	39:33.354
10	2	1:56.260	34.403	29.968	51.889	279.1	23:13.023	17	1	1:56.939	34.606	29.990	52.343	274.8	41:30.293
11	2	4:20.581 B	34.399	29.952	3:16.230	281.2	27:33.604	18	1	1:59.191	34.952	29.958	54.281	274.8	43:29.484
12	1	2:21.546	53.721	32.516	55.309	275.5	29:55.150	19	1	1:58.718	35.335	30.317	53.066	277.6	45:28.202
13	1	2:03.832	37.490	31.877	54.465	270.7	31:58.982	20	1	1:57.579	34.579	29.683	53.317	276.9	47:25.781
14	1	2:02.113	35.624	30.514	55.975	278.4	34:01.095	21	1	1:57.342	34.373	29.893	53.076	275.5	49:23.123
15	1	6:48.661 B	1:00.023	32.746	5:15.892	273.4	40:49.756	22	1	1:56.970	34.800	29.933	52.237	280.5	51:20.093
16	2	4:09.824 B	1:04.863	34.439	2:30.522	267.3	44:59.580	23	1	1:56.679	34.570	29.735	52.374	279.1	53:16.772
97 COOL Racing Ligier JS P320 - Nissan															
1. Adrien CHILA LMP3															
2. David DROUX															
1	2	2:10.145	46.170	30.869	53.106	266.0	2:10.145	24	1	3:26.619	1:08.898	1:21.750	55.971	106.7	56:43.391
2	2	1:54.096	33.303	29.604	51.189	276.2	4:04.241	25	1	1:57.551	34.558	29.646	53.347	279.1	58:40.942
3	2	1:51.656	32.744	29.408	49.504	279.1	5:55.897	26	1	1:56.650	34.453	30.476	51.721	277.6	1:00:37.592
4	2	1:52.087	33.462	29.242	49.383	282.0	7:47.984								
5	2	1:53.424	33.324	29.214	50.886	282.7	9:41.408								
6	2	1:51.349	33.004	29.158	49.187	281.2	11:32.757								
7	2	1:57.262 B	32.584	29.193	55.485	281.2	13:30.019								
8	1	4:29.077	3:08.782	29.485	50.810	282.7	17:59.096								
9	1	1:53.362	33.347	29.282	50.733	285.7	19:52.458								
10	1	1:53.366	33.633	29.251	50.482	285.0	21:45.824								
11	1	1:53.523	33.679	29.129	50.715	283.5	23:39.347								
12	1	1:53.707	33.810	29.185	50.712	285.7	25:33.054								
13	1	1:55.969	35.379	30.083	50.507	284.2	27:29.023								
14	1	1:52.724	33.392	29.234	50.098	285.0	29:21.747								
15	1	2:00.794 B	34.147	29.208	57.439	283.5	31:22.541								
16	2	7:52.967	6:27.644	31.040	54.283	268.7	39:15.508								
17	2	1:51.125	32.699	29.264	49.162	279.8	41:06.633								
18	2	1:50.418	32.712	29.065	48.641	280.5	42:57.051								
19	2	2:08.224	32.459	29.102	1:06.663	282.0	45:05.275								