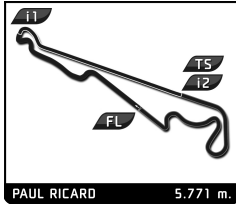




# LE MANS CUP

## Michelin Le Mans Cup Le Castellet Round Qualifying Practice - LMP3



### Sector Analysis

Lap under Red Flag    Invalidated Lap    Personal Best    Session Best    B Crossing the pit lane

Lap	D	Time	Sector 1	Sector 2	Sector 3	T. Spd	Elapsed
<b>2</b>							

**CD Sport**  
1. Shahan SARKISSIAN  
2. Willyam GOSSELIN  
Ligier JS P320 - Nissan LMP3

1	1	3:39.362	2:06.933	33.684	58.745	264.1	3:39.362
2	1	2:00.027	35.971	30.936	53.120	272.0	5:39.389
3	1	<b>2:35.584B</b>	33.057	31.617	1:30.910	168.5	8:14.973
4	1	4:28.180	3:02.658	29.933	55.589	275.5	12:43.153
5	1	1:51.901	32.959	29.361	49.581	278.4	14:35.054
6	1	1:51.671	32.726	29.315	49.630	278.4	16:26.725
7	1	1:54.687	32.821	<b>29.302</b>	52.564	279.1	18:21.412
8	1	<b>1:51.247</b>	<b>32.673</b>	29.456	<b>49.118</b>	277.6	20:12.659

**6 ANS Motorsport**  
1. Clément MORENO  
2. Nicolas SCHATZ  
Ligier JS P320 - Nissan LMP3

1	1	2:15.272	49.810	31.443	54.019	266.7	2:15.272
2	1	1:55.626	34.003	30.245	51.378	270.7	4:10.898
3	1	1:55.987	33.193	29.852	52.942	267.3	6:06.885
4	1	<b>3:43.412B</b>	33.284	1:24.006	1:46.122	79.6	9:50.297
5	1	3:56.101	2:34.296	30.015	51.790	272.7	13:46.398
6	1	1:52.329	33.011	29.543	49.775	276.9	15:38.727
7	1	<b>1:51.994</b>	<b>32.918</b>	<b>29.375</b>	<b>49.701</b>	277.6	17:30.721
8	1	2:02.891B	34.099	29.701	59.091	276.2	19:33.612

**7 Nielsen Racing**  
1. Anthony WELLS  
2. Wayne BOYD  
Ligier JS P320 - Nissan LMP3

1	1	4:00.157	2:30.811	30.979	58.367	271.4	4:00.157
2	1	2:02.111	33.995	29.786	58.330	276.9	6:02.268
3	1	<b>3:43.717B</b>	35.342	1:15.464	1:52.911	137.1	9:45.985
4	1	3:08.986	1:46.381	29.788	52.817	272.7	12:54.971
5	1	1:52.973	33.388	29.661	49.924	276.2	14:47.944
6	1	1:52.812	<b>32.969</b>	29.542	50.301	278.4	16:40.756
7	1	1:55.017	33.359	<b>29.455</b>	52.203	281.2	18:35.773
8	1	<b>1:52.467</b>	32.987	29.604	<b>49.876</b>	276.9	20:28.240

**9 Graff**  
1. Georgios KOLOVOS  
2. Axel GNOS  
Ligier JS P320 - Nissan LMP3

1	1	2:40.329	1:02.772	44.101	53.456	237.9	2:40.329
2	1	1:53.534	33.644	29.906	49.984	274.1	4:33.863
3	1	1:51.988	32.885	29.612	49.491	275.5	6:25.851
4	1	<b>3:39.504B</b>	45.310	1:11.003	1:43.191	93.3	10:05.355
5	1	3:18.470	1:38.810	42.653	57.007	247.1	13:23.825
6	1	1:51.947	32.956	<b>29.612</b>	<b>49.379</b>	275.5	15:15.772
7	1	<b>1:51.698</b>	<b>32.838</b>	<b>29.396</b>	49.464	276.9	17:07.470
8	1	1:52.542	32.911	29.633	49.998	276.9	19:00.012

**10 Racing Spirit of Leman**  
1. Christophe LAPIERRE  
2. Marius FOSSARD  
Ligier JS P320 - Nissan LMP3

1	1	2:22.598	56.315	31.882	54.401	268.7	2:22.598
2	1	1:59.609	35.146	30.155	54.308	273.4	4:22.207
3	1	1:54.432	33.738	29.645	51.049	274.8	6:16.639
4	1	<b>3:44.609B</b>	38.103	1:14.323	1:52.183	97.8	10:01.248
5	1	2:59.287	1:33.004	30.186	56.097	275.5	13:00.535
6	1	1:53.375	33.464	29.630	50.281	276.9	14:53.910

7	1	1:52.731	33.169	29.450	50.112	276.9	16:46.641
8	1	<b>1:52.584</b>	33.175	<b>29.402</b>	<b>50.007</b>	276.9	18:39.225
9	1	1:52.791	<b>33.139</b>	29.421	50.231	277.6	20:32.016

**11 CD Sport**  
1. Christian SHORT  
2. Franck CHAPPARD  
Ligier JS P320 - Nissan LMP3

1	1	3:41.169	2:08.245	35.060	57.864	244.9	3:41.169
2	1	2:00.635	35.316	30.326	54.993	273.4	5:41.804
3	1	<b>2:36.549B</b>	33.702	29.885	1:32.962	206.9	8:18.353
4	1	4:26.169	3:00.223	29.876	56.070	274.1	12:44.522
5	1	1:52.614	33.298	29.571	49.745	274.8	14:37.136
6	1	<b>1:52.073</b>	<b>32.940</b>	<b>29.523</b>	49.610	275.5	16:29.209
7	1	1:55.406	33.143	29.598	52.665	274.8	18:24.615
8	1	1:52.257	33.075	29.628	<b>49.554</b>	274.8	20:16.872

**13 MRacing**  
1. Romano RICCI  
2. Alexandre COUGNAUD  
Ligier JS P320 - Nissan LMP3

1	1	2:09.642	44.084	30.301	55.257	272.0	2:09.642
2	1	1:54.171	33.847	29.682	50.642	274.8	4:03.813
3	1	1:54.638	33.477	29.534	51.627	279.8	5:58.451
4	1	<b>3:30.850B</b>	33.409	1:09.658	1:47.783	79.8	9:29.301
5	1	3:19.875	1:57.410	31.870	50.595	271.4	12:49.176
6	1	1:52.583	32.954	29.455	50.174	276.9	14:41.759
7	1	1:52.558	33.154	29.414	49.990	275.5	16:34.317
8	1	1:51.888	32.709	<b>29.387</b>	49.792	276.9	18:26.205
9	1	<b>1:51.733</b>	<b>32.603</b>	29.399	<b>49.731</b>	278.4	20:17.938

**17 IDEC Sport**  
1. Patrice LAFARGUE  
2. Dino LUNARDI  
Ligier JS P320 - Nissan LMP3

1	1	3:06.070	1:35.532	33.801	56.737	254.1	3:06.070
2	1	2:00.239	35.758	30.514	53.967	269.3	5:06.309
3	1	<b>2:07.405B</b>	33.837	29.806	1:03.762	274.8	7:13.714
4	1	5:20.968	4:00.495	29.918	50.555	275.5	12:34.682
5	1	1:53.396	33.792	29.514	<b>50.090</b>	276.2	14:28.078
6	1	<b>1:52.986</b>	<b>33.216</b>	29.526	50.244	276.9	16:21.064
7	1	1:53.283	33.352	<b>29.491</b>	50.440	276.9	18:14.347
8	1	1:53.784	33.394	29.638	50.752	276.9	20:08.131

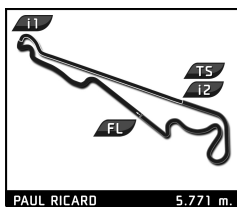
**20 High Class Racing**  
1. Jens Reno MOLLER  
2. Tommy FOSTER  
Ligier JS P320 - Nissan LMP3

1	1	2:06.757	41.842	31.814	53.101	268.0	2:06.757
2	1	1:55.349	34.267	29.730	51.352	272.7	4:02.106
3	1	1:54.609	33.590	29.549	51.470	276.9	5:56.715
4	1	<b>3:29.061B</b>	32.814	1:09.120	1:47.127	79.4	9:25.776
5	1	3:50.381	2:29.420	30.477	50.484	274.8	13:16.157
6	1	<b>1:51.598</b>	32.598	<b>29.237</b>	<b>49.763</b>	276.2	15:07.755
7	1	1:52.913	<b>32.493</b>	29.561	50.859	275.5	17:00.668
8	1	1:52.163	32.578	29.376	50.209	276.9	18:52.831
9	1	1:52.392	32.674	29.308	50.410	276.2	20:45.223

**26 Brettton Racing**  
1. Ben STONE  
2. Dan SKOCDOPOLE  
Ligier JS P320 - Nissan LMP3

1	2	<b>2:52.684B</b>	1:06.403	42.364	1:03.917	219.5	2:52.684
---	---	------------------	----------	--------	----------	-------	----------

# LE MANS CUP



## Michelin Le Mans Cup Le Castellet Round Qualifying Practice - LMP3

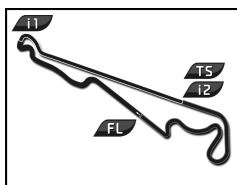
### Sector Analysis

Lap under Red Flag							Invalidated Lap		Personal Best		Session Best		B Crossing the pit lane		
Lap	D	Time	Sector 1	Sector 2	Sector 3	T. Spd	Elapsed	Lap	D	Time	Sector 1	Sector 2	Sector 3	T. Spd	Elapsed
<b>27</b> P4 Racing							Ligier JS P320 - Nissan		LMP3						
1.Andrew FERGUSON															
2.Louis HAMILTON-SMITH															
1	1	2:20.752	50.433	33.396	56.923	253.5	2:20.752								
2	1	1:57.094	34.942	30.129	52.023	273.4	4:17.846								
3	1	1:56.082	<b>33.697</b>	<b>29.850</b>	52.535	275.5	6:13.928								
4	1	<b>3:44.019 B</b>	38.643	1:15.008	1:50.368	92.1	9:57.947								
5	1	3:29.487	2:03.078	31.055	55.354	269.3	13:27.434								
6	1	<b>1:55.391</b>	33.762	29.858	51.771	274.8	15:22.825								
7	1	2:02.400	35.544	31.268	55.588	275.5	17:25.225								
8	1	1:55.977	34.455	29.857	<b>51.665</b>	274.8	19:21.202								
<b>29</b> MV2S Racing							Ligier JS P320 - Nissan		LMP3						
1.Christophe CRESP															
2.Maximus MAYER															
1	1	3:42.171	2:12.449	31.860	57.862	243.2	3:42.171								
2	1	2:01.448	35.249	29.665	56.534	280.5	5:43.619								
3	1	<b>2:42.586 B</b>	33.568	35.201	1:33.817	135.3	8:26.205								
4	1	4:19.818	2:53.153	29.462	57.203	279.8	12:46.023								
5	1	<b>1:55.600</b>	33.435	29.283	<b>52.882</b>	280.5	14:41.623								
6	1	1:58.352	35.413	29.749	53.190	279.8	16:39.975								
7	1	1:53.021	33.554	29.272	<b>50.195</b>	279.8	18:32.996								
8	1	<b>1:52.937</b>	<b>33.118</b>	<b>29.250</b>	50.569	281.2	20:25.933								
<b>34</b> Inter Europol Competition							Ligier JS P320 - Nissan		LMP3						
1.Alexander BUKHANTSOV															
2.Rik KOEN															
1	1	3:36.091	2:09.836	31.765	54.490	248.8	3:36.091								
2	1	1:56.207	34.669	30.497	51.041	251.7	5:32.298								
3	1	<b>2:39.244 B</b>	33.262	30.044	1:35.938	219.1	8:11.542								
4	1	4:29.124	3:04.954	29.795	54.375	273.4	12:40.666								
5	1	1:52.493	33.364	29.674	49.455	272.0	14:33.159								
6	1	1:52.272	33.067	29.621	49.584	270.7	16:25.431								
7	1	1:53.108	33.047	29.667	50.394	272.0	18:18.539								
8	1	<b>1:51.863</b>	<b>32.848</b>	<b>29.583</b>	<b>49.432</b>	273.4	20:10.402								
<b>42</b> Steller Motorsport							Duqueine M30 - D08 - Nissan		LMP3						
1.Sylvain GUINTOLI															
2.Sennan FIELDING															
1	1	2:47.385	1:07.465	42.717	57.203	240.5	2:47.385								
2	1	1:58.827	36.657	30.677	51.493	270.0	4:46.212								
3	1	<b>1:53.113</b>	33.361	29.411	50.341	281.2	6:39.325								
4	1	<b>3:30.058 B</b>	1:03.165	1:14.145	1:12.748	175.6	10:09.383								
5	1	3:33.674	2:09.759	31.525	52.390	260.9	13:43.057								
6	1	1:53.564	33.444	29.365	50.755	282.7	15:36.621								
7	1	1:53.345	33.434	29.300	<b>50.611</b>	283.5	17:29.966								
8	1	<b>1:52.977</b>	<b>33.204</b>	<b>29.152</b>	50.621	282.0	19:22.943								
<b>43</b> Inter Europol Competition							Ligier JS P320 - Nissan		LMP3						
1.Timothy CRESWICK															
2.Sebastian GRAVLUND															
1	1	2:18.316	50.813	32.994	54.509	264.1	2:18.316								
2	1	<b>1:56.796</b>	34.481	30.032	<b>52.283</b>	271.4	4:15.112								
3	1	<b>2:16.974</b>	<b>33.581</b>	<b>29.831</b>	1:13.562	272.0	6:32.086								
<b>44</b> Team Virage							Ligier JS P320 - Nissan		LMP3						
1.Jamie FALVEY															
2.Mihnea STEFAN															
1	1	3:24.149	1:56.806	31.893	55.450	266.7	3:24.149								
2	1	1:56.958	35.386	30.224	51.348	272.7	5:21.107								
3	1	<b>2:06.104 B</b>	34.064	30.250	1:01.790	248.8	7:27.211								
4	1	5:06.890	3:46.107	29.404	51.379	279.8	12:34.101								
5	1	1:51.026	32.838	29.151	49.037	279.1	14:25.127								
6	1	1:51.744	32.827	<b>29.022</b>	49.895	282.7	16:16.871								
7	1	<b>1:50.501</b>	32.580	29.195	<b>48.726</b>	279.8	18:07.372								
8	1	1:50.549	<b>32.550</b>	29.201	48.798	279.8	19:57.921								
<b>50</b> Reiter Engineering							Ligier JS P320 - Nissan		LMP3						
1.Horst FELBERMAYR															
2.Miklas BORN															
1	1	3:46.863	2:22.050	30.560	54.253	272.7	3:46.863								
2	1	2:02.877	34.184	29.608	59.085	277.6	5:49.740								
3	1	<b>3:22.805 B</b>	33.271	1:01.365	1:48.169	80.0	9:12.545								
4	1	3:37.359	2:08.438	29.440	59.481	278.4	12:49.904								
5	1	1:52.880	33.366	29.206	50.308	280.5	14:42.784								
6	1	1:53.382	33.342	29.171	50.869	280.5	16:36.166								
7	1	1:52.101	32.977	29.291	49.833	279.1	18:28.267								
8	1	<b>1:51.748</b>	<b>32.843</b>	<b>29.159</b>	<b>49.746</b>	279.8	20:20.015								
<b>58</b> GG Classics							Ligier JS P320 - Nissan		LMP3						
1.George NAKAS															
2.Fraser ROSS															
1	1	2:30.477	59.061	33.785	57.631	241.1	2:30.477								
2	1	1:59.203	35.543	30.503	53.157	266.7	4:29.680								
3	1	1:58.710	34.781	30.475	53.454	270.0	6:28.390								
4	1	<b>3:38.918 B</b>	43.744	1:10.857	1:44.317	92.6	10:07.308								
5	1	2:59.111	1:33.072	30.626	55.413	270.0	13:06.419								
6	1	1:57.948	34.661	<b>30.212</b>	53.075	271.4	15:04.367								
7	1	1:58.028	34.489	30.277	53.262	270.0	17:02.395								
8	1	<b>1:57.408</b>	<b>34.373</b>	<b>30.363</b>	<b>52.672</b>	275.5	18:59.803								
<b>59</b> Team Virage							Ligier JS P320 - Nissan		LMP3						
1.Oscar BITTAR															
2.Ricardo GRACIA FILHO															
1	1	3:25.240	1:57.946	31.867	55.427	265.4	3:25.240								
2	1	1:58.420	35.727	29.612	53.081	277.6	5:23.660								
3	1	<b>2:06.612 B</b>	33.549	29.381	1:03.682	279.1	7:30.272								
4	1	5:08.702	3:45.782	29.469	53.451	280.5	12:38.974								
5	1	<b>1:51.281</b>	32.880	<b>29.168</b>	<b>49.233</b>	279.8	14:30.255								
6	1	1:52.726	32.788	29.263	50.675	281.2	16:22.981								
7	1	1:54.050	33.175	29.230	51.645	282.0	18:17.031								
8	1	1:51.544	<b>32.774</b>	29.222	49.548	279.8	20:08.575								
<b>62</b> Breton Racing							Ligier JS P320 - Nissan		LMP3						
1.Romain IANNETTA															
2.Szymon LADNIAK															



# LE MANS CUP

Michelin Le Mans Cup  
Le Castellet Round  
Qualifying Practice - LMP3



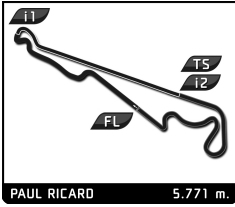
PAUL RICARD 5.771 m.

## Sector Analysis

Lap under Red Flag Invalidated Lap Personal Best Session Best B Crossing the pit lane

Lap	D	Time	Sector 1	Sector 2	Sector 3	T. Spd	Elapsed	Lap	D	Time	Sector 1	Sector 2	Sector 3	T. Spd	Elapsed
<b>66 Rinaldi Racing</b> Ligier JS P320 - Nissan 1.Steve PARROW LMP3 2.Daniel KEILWITZ															
1	1	4:01.236	2:29.088	33.008	59.140	262.1	4:01.236								
2	1	1:59.462	36.017	31.170	52.275	270.0	6:00.698								
3	1	<b>3:43.519 B</b>	36.118	1:15.590	1:51.811	145.9	9:44.217								
4	1	3:47.193	2:22.661	30.526	54.006	274.1	13:31.410								
5	1	1:55.350	34.000	29.695	51.655	278.4	15:26.760								
6	1	1:54.717	33.728	29.632	51.357	278.4	17:21.477								
7	1	<b>1:53.838</b>	<b>33.588</b>	<b>29.461</b>	<b>50.789</b>	282.7	19:15.315								
<b>67 Haegeli by T2 Racing</b> Duqueine M30 - D08 - Nissan 1.Pieter DECURTINS LMP3 2.Samir BEN															
1	1	2:08.420	43.190	30.572	54.658	273.4	2:08.420								
2	1	1:54.207	33.636	29.673	50.898	274.8	4:02.627								
3	1	1:57.126	34.052	29.534	53.540	279.1	5:59.753								
4	1	<b>3:35.567 B</b>	35.056	1:09.120	1:51.391	76.7	9:35.320								
5	1	3:00.972	1:39.703	30.028	51.241	260.2	12:36.292								
6	1	1:52.755	33.256	29.336	50.163	278.4	14:29.047								
7	1	1:52.628	<b>33.055</b>	<b>29.257</b>	50.316	280.5	16:21.675								
8	1	1:57.395	33.344	29.360	54.691	280.5	18:19.070								
9	1	<b>1:52.295</b>	33.111	29.364	<b>49.820</b>	280.5	20:11.365								
<b>71 Rinaldi Racing</b> Ligier JS P320 - Nissan 1.Stefan AUST LMP3 2.Felipe FERNANDEZ-LASER															
1	1	4:03.372	2:32.568	33.128	57.676	264.7	4:03.372								
2	1	2:01.034	37.113	30.459	53.462	270.7	6:04.406								
3	1	<b>3:44.831 B</b>	33.940	1:24.252	1:46.639	79.3	9:49.237								
4	1	3:39.936	2:16.405	30.096	53.435	270.7	13:29.173								
5	1	1:53.827	33.280	29.711	50.836	274.8	15:23.000								
6	1	1:54.617	34.453	<b>29.630</b>	50.534	274.1	17:17.617								
7	1	<b>1:53.167</b>	<b>33.084</b>	29.864	<b>50.219</b>	273.4	19:10.784								
<b>77 Team Thor</b> Ligier JS P320 - Nissan 1.Audunn GUDMUNDSSON LMP3 2.Colin NOBLE															
1	1	2:11.382	42.767	31.075	57.540	259.0	2:11.382								
2	1	1:54.064	33.856	29.678	50.530	275.5	4:05.446								
3	1	1:53.856	33.447	29.309	51.100	279.8	5:59.302								
4	1	<b>3:42.842 B</b>	36.500	1:13.054	1:53.288	131.4	9:42.144								
5	1	2:50.487	1:30.735	29.643	50.109	275.5	12:32.631								
6	1	<b>1:51.915</b>	33.026	29.328	<b>49.561</b>	276.9	14:24.546								
7	1	1:55.079	33.145	29.430	52.504	278.4	16:19.625								
8	1	1:52.416	33.119	29.327	49.970	278.4	18:12.041								
9	1	1:52.721	<b>32.706</b>	<b>29.228</b>	50.787	280.5	20:04.762								
<b>84 ANS Motorsport</b> Ligier JS P320 - Nissan 1.Julien LEMOINE LMP3 2.Paul TROJANI															
1	1	2:18.954	52.048	32.085	54.821	272.0	2:18.954								
2	1	1:57.157	34.808	29.950	52.399	274.1	4:16.111								
3	1	1:56.111	33.820	29.691	52.600	278.4	6:12.222								
4	1	<b>3:42.114 B</b>	36.771	1:15.861	1:49.482	81.4	9:54.336								
5	1	3:03.499	1:38.826	29.844	54.829	274.8	12:57.835								
6	1	1:54.132	33.603	29.592	50.937	276.9	14:51.967								
7	1	1:53.469	33.331	29.518	<b>50.620</b>	277.6	16:45.436								
8	1	1:53.277	33.057	29.544	50.676	273.4	18:38.713								
9	1	<b>1:52.898</b>	<b>32.768</b>	<b>29.473</b>	50.657	278.4	20:31.611								
<b>85 R-ace GP</b> Duqueine M30 - D08 - Nissan 1.Fabien MICHAL LMP3 2.Hadrien DAVID															
1	1	3:52.329	2:18.528	34.679	59.122	228.8	3:52.329								
2	1	2:03.202	35.591	32.104	55.507	259.0	5:55.531								
3	1	<b>3:28.356 B</b>	32.767	1:09.118	1:46.471	78.7	9:23.887								
4	1	3:30.167	2:01.523	33.303	55.341	266.0	12:54.054								
5	1	1:50.750	32.716	29.132	48.902	282.7	14:44.804								
6	1	1:54.453	32.774	<b>28.943</b>	52.736	284.2	16:39.257								
7	1	<b>1:49.975</b>	<b>32.344</b>	29.062	<b>48.569</b>	282.7	18:29.232								
<b>87 COOL Racing</b> Ligier JS P320 - Nissan 1.James SWEETNAM LMP3 2.Adrien CLOSMENIL															
1	1	2:16.229	51.459	31.459	53.311	269.3	2:16.229								
2	1	1:57.988	34.984	29.792	53.212	277.6	4:14.217								
3	1	2:06.811	33.015	29.482	1:04.314	277.6	6:21.028								
4	1	<b>3:41.518 B</b>	45.451	1:04.142	1:51.925	106.3	10:02.546								
5	1	3:53.021	2:31.399	29.623	51.999	274.1	13:55.567								
6	1	1:52.603	32.957	29.825	49.821	278.4	15:48.170								
7	1	<b>1:51.925</b>	<b>32.703</b>	<b>29.382</b>	49.840	278.4	17:40.095								
8	1	1:51.938	32.841	29.412	<b>49.685</b>	277.6	19:32.033								
<b>97 COOL Racing</b> Ligier JS P320 - Nissan 1.Adrien CHILA LMP3 2.David DROUX															
1	1	2:11.993	48.694	30.886	52.413	268.0	2:11.993								
2	1	1:57.469	33.684	29.367	54.418	280.5	4:09.462								
3	1	1:52.158	32.957	29.258	49.943	280.5	6:01.620								
4	1	<b>3:37.509 B</b>	33.725	1:11.729	1:52.055	132.7	9:39.129								
5	1	4:12.540	2:49.310	29.565	53.665	276.2	13:51.669								
6	1	<b>1:50.801</b>	<b>32.508</b>	29.136	49.157	279.1	15:42.470								
7	1	1:51.341	32.907	29.280	<b>49.154</b>	279.1	17:33.811								
8	1	1:51.197	32.845	<b>29.114</b>	49.238	281.2	19:25.008								
<b>99 More Motorsport</b> Ligier JS P320 - Nissan 1.Mark VAN DER SNEL LMP3 2.Max VAN DER SNEL JR.															
1	1	2:52.852	59.875	51.112	1:01.865	149.6	2:52.852								
2	1	2:08.281	37.936	36.023	54.322	257.8	5:01.133								
3	1	<b>2:07.161 B</b>	33.972	30.210	1:02.979	272.0	7:08.294								
4	1	5:20.908	3:58.841	30.179	51.888	271.4	12:29.202								
5	1	1:54.090	33.513	30.024	50.553	271.4	14:23.292								
6	1	1:54.073	<b>33.253</b>	29.725	51.095	273.4	16:17.365								

# LE MANS CUP



**Michelin Le Mans Cup**  
 Le Castellet Round  
 Qualifying Practice - LMP3

## Sector Analysis

PAUL RICARD 5.771 m.

Lap under Red Flag    Invalidated Lap    ■ Personal Best    ■ Session Best    **B** Crossing the pit lane

Lap	D	Time	Sector 1	Sector 2	Sector 3	T. Spd	Elapsed	Lap	D	Time	Sector 1	Sector 2	Sector 3	T. Spd	Elapsed
7	1	1:53.590	33.379	29.635	50.576	274.1	18:10.955								
8	1	<span style="background-color: green; color: white;">1:53.360</span>	33.265	<span style="background-color: green; color: white;">29.634</span>	<span style="background-color: green; color: white;">50.461</span>	274.1	20:04.315								