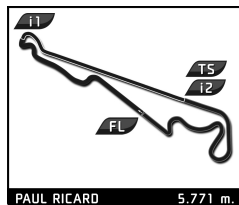


LE MANS CUP

Michelin Le Mans Cup Le Castellet Round Race



PAUL RICARD 5.771 m.

Sector Analysis

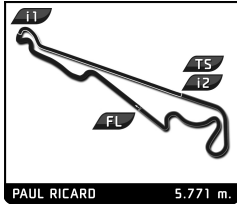
Lap under Red Flag Invalidated Lap Personal Best Session Best Crossing the pit lane

Lap	D	Time	Sector 1	Sector 2	Sector 3	T. Spd	Elapsed	Lap	D	Time	Sector 1	Sector 2	Sector 3	T. Spd	Elapsed
2 CD Sport Ligier JS P320 - Nissan 1. Shahan SARKISSIAN LMP3 2. Willyam GOSSELIN								51	2	1:53.747	33.714	29.706	50.327	275.5	1:42:04.556
1	1	1:58.600	37.919	30.021	50.660	276.2	1:58.600	52	2	1:53.896	34.084	29.428	50.384	279.8	1:43:58.452
2	1	1:53.628	33.674	29.666	50.288	276.9	3:52.228	53	2	1:53.565	33.688	29.634	50.243	276.9	1:45:52.017
3	1	1:53.849	33.836	29.655	50.358	276.2	5:46.077	54	2	1:55.622	34.701	29.783	51.138	282.7	1:47:47.639
4	1	1:53.078	33.501	29.625	49.952	276.9	7:39.155	55	2	1:54.016	33.859	29.442	50.715	279.1	1:49:41.655
5	1	1:53.154	33.452	29.684	50.018	276.9	9:32.309	56	2	1:55.449	35.480	29.504	50.465	281.2	1:51:37.104
6	1	1:53.213	33.345	29.599	50.269	278.4	11:25.522	6 ANS Motorsport Ligier JS P320 - Nissan 1. Clément MORENO LMP3 2. Nicolas SCHATZ							
7	1	1:56.295	34.107	31.752	50.436	274.8	13:21.817	1	1	2:07.000	42.483	31.953	52.564	275.5	2:07.000
8	1	2:53.975	34.772	1:22.140	57.063		16:15.792	2	1	1:57.184	35.108	30.251	51.825	279.1	4:04.184
9	1	1:53.256	33.448	29.859	49.949	275.5	18:09.048	3	1	1:54.695	33.925	29.965	50.805	275.5	5:58.879
10	1	1:52.957	33.258	29.761	49.938	276.2	20:02.005	4	1	1:54.754	33.650	29.877	51.227	275.5	7:53.633
11	1	1:53.091	33.510	29.674	49.907	276.9	21:55.096	5	1	1:54.268	34.010	29.589	50.669	277.6	9:47.901
12	1	1:53.441	33.495	29.827	50.119	276.2	23:48.537	6	1	1:55.388	34.130	29.794	51.464	278.4	11:43.289
13	1	1:53.345	33.335	29.791	50.219	276.2	25:41.882	7	1	1:54.805	33.988	30.304	50.513	276.2	13:38.094
14	1	1:53.022	33.358	29.635	50.029	277.6	27:34.904	8	1	2:48.096	47.271	1:08.937	51.888	228.8	16:26.190
15	1	1:53.519	33.898	29.637	49.984	278.4	29:28.423	9	1	1:53.803	33.644	29.705	50.454	279.1	18:19.993
16	1	1:53.146	33.633	29.704	49.809	278.4	31:21.569	10	1	1:54.459	33.679	29.608	51.172	280.5	20:14.452
17	1	1:54.130	33.378	29.648	51.104	278.4	33:15.699	11	1	1:53.782	33.670	29.560	50.552	278.4	22:08.234
18	1	1:52.797	33.139	29.702	49.956	276.9	35:08.496	12	1	2:07.217	33.610	29.533	1:04.074	279.8	24:15.451
19	1	1:53.137	33.258	29.645	50.234	277.6	37:01.633	13	1	1:54.468	33.927	29.790	50.751	275.5	26:09.919
20	1	2:22.286	33.796	29.878	1:18.612	275.5	39:23.919	14	1	1:53.884	33.346	29.634	50.904	280.5	28:03.803
21	1	3:16.695	1:10.384	1:12.500	53.811	216.0	42:40.614	15	1	1:54.807	34.671	29.634	50.502	279.1	29:58.610
22	1	1:54.047	34.030	29.939	50.078	276.2	44:34.661	16	1	1:55.363	34.774	29.872	50.717	276.2	31:53.973
23	1	1:53.377	33.703	29.743	49.931	276.2	46:28.038	17	1	1:54.816	33.854	29.569	51.393	279.8	33:48.789
24	1	4:19.195 B	33.293	29.596	3:16.306	276.9	50:47.233	18	1	1:53.598	33.505	29.654	50.439	277.6	35:42.387
25	2	2:14.787	52.413	30.634	51.740	272.7	53:02.020	19	1	1:54.405	33.496	29.521	51.388	282.7	37:36.792
26	2	1:53.841	34.213	29.600	50.028	276.9	54:55.861	20	1	3:44.981			1:46.393		41:21.773
27	2	1:52.514	33.498	29.494	49.522	277.6	56:48.375	21	1	2:10.810	47.010	30.025	53.775	278.4	43:32.583
28	2	1:52.336	33.089	29.548	49.699	277.6	58:40.711	22	1	1:55.425	34.692	29.639	51.094	276.2	45:28.008
29	2	1:52.190	33.066	29.491	49.633	276.9	1:00:32.901	23	1	1:54.374	33.827	29.802	50.745	276.9	47:22.382
30	2	1:52.304	32.884	29.561	49.859	277.6	1:02:25.205	24	1	2:02.281 B	33.816	29.718	58.747	278.4	49:24.663
31	2	1:53.126	33.525	29.522	50.079	277.6	1:04:18.331	25	2	4:29.383	3:08.741	29.985	50.657	275.5	53:54.046
32	2	1:52.922	33.393	29.609	49.920	276.2	1:06:11.253	26	2	1:54.095	34.252	29.761	50.082	275.5	55:48.141
33	2	1:54.294	33.359	29.605	51.330	277.6	1:08:05.547	27	2	1:52.897	33.870	29.537	49.490	275.5	57:41.038
34	2	1:55.852	34.830	29.868	51.154	284.2	1:10:01.399	28	2	1:58.628 B	32.762	29.534	56.332	278.4	59:39.666
35	2	1:53.458	33.237	29.572	50.649	279.1	1:11:54.857	29	2	2:07.958	48.870	29.603	49.485	276.9	1:01:47.624
36	2	1:52.940	33.399	29.581	49.960	278.4	1:13:47.797	30	2	1:51.740	32.703	29.620	49.417	276.2	1:03:39.364
37	2	1:52.813	33.159	29.653	50.001	278.4	1:15:40.610	31	2	1:51.726	32.686	29.562	49.478	276.2	1:05:31.090
38	2	1:52.784	33.326	29.597	49.861	277.6	1:17:33.394	32	2	1:51.858	32.766	29.533	49.559	278.4	1:07:22.948
39	2	1:52.868	33.252	29.558	50.058	276.9	1:19:26.262	33	2	1:54.314	34.334	29.652	50.328	280.5	1:09:17.262
40	2	1:53.567	33.367	29.690	50.510	276.9	1:21:19.829	34	2	1:52.110	33.037	29.592	49.481	276.9	1:11:09.372
41	2	1:53.232	33.391	29.680	50.161	276.9	1:23:13.061	35	2	1:51.462	32.605	29.567	49.290	277.6	1:13:00.834
42	2	1:52.896	33.360	29.612	49.924	276.9	1:25:05.957	36	2	1:51.310	32.604	29.529	49.177	276.9	1:14:52.144
43	2	1:52.488	33.087	29.553	49.848	277.6	1:26:58.445	37	2	1:51.641	32.756	29.537	49.348	278.4	1:16:43.785
44	2	1:53.253	33.482	29.606	50.165	276.2	1:28:51.698	38	2	1:52.845	32.852	29.472	50.521	279.8	1:18:36.630
45	2	1:53.137	33.660	29.622	49.855	275.5	1:30:44.835	39	2	1:53.798	33.870	29.615	50.313	279.1	1:20:30.428
46	2	1:52.656	33.245	29.536	49.875	276.2	1:32:37.491	40	2	1:53.073	33.175	29.480	50.418	279.8	1:22:23.501
47	2	1:53.087	33.308	29.586	50.193	276.9	1:34:30.578	41	2	1:53.157	33.839	29.800	49.518	276.9	1:24:16.658
48	2	1:53.389	33.840	29.630	49.919	276.2	1:36:23.967	42	2	1:52.861	33.066	29.285	50.510	282.0	1:26:09.519
49	2	1:53.124	33.356	29.661	50.107	276.9	1:38:17.091	43	2	1:51.806	32.841	29.429	49.536	281.2	1:28:01.325
50	2	1:53.718	33.639	29.377	50.702	282.7	1:40:10.809	44	2	1:52.110	33.126	29.383	49.601	282.0	1:29:53.435



LE MANS CUP

Michelin Le Mans Cup Le Castellet Round Race



Sector Analysis

Lap under Red Flag Invalidated Lap Personal Best Session Best B Crossing the pit lane

Lap	D	Time	Sector 1	Sector 2	Sector 3	T. Spd	Elapsed	Lap	D	Time	Sector 1	Sector 2	Sector 3	T. Spd	Elapsed
45	2	1:52.955	33.545	29.979	49.431	279.1	1:31:46.390	39	2	1:52.545	32.999	29.421	50.125	280.5	1:19:23.801
46	2	1:52.115	33.261	29.383	49.471	281.2	1:33:38.505	40	2	1:52.398	33.218	29.356	49.824	279.8	1:21:16.199
47	2	1:53.291	33.878	29.557	49.856	280.5	1:35:31.796	41	2	1:52.050	32.846	29.431	49.773	279.1	1:23:08.249
48	2	1:52.058	33.311	29.222	49.525	282.0	1:37:23.854	42	2	1:52.535	33.175	29.469	49.891	280.5	1:25:00.784
49	2	1:52.034	32.867	29.451	49.716	278.4	1:39:15.888	43	2	1:53.053	33.099	29.270	50.684	283.5	1:26:53.837
50	2	1:52.572	33.103	29.278	50.191	282.0	1:41:08.460	44	2	1:52.882	33.248	29.321	50.313	281.2	1:28:46.719
51	2	1:53.713	34.143	29.396	50.174	279.1	1:43:02.173	45	2	1:52.174	32.889	29.354	49.931	280.5	1:30:38.893
52	2	1:51.976	32.976	29.234	49.766	279.8	1:44:54.149	46	2	1:52.832	33.155	29.265	50.412	282.0	1:32:31.725
53	2	1:52.663	33.248	29.475	49.940	279.1	1:46:46.812	47	2	1:53.160	33.307	29.342	50.511	282.7	1:34:24.885
54	2	1:52.712	33.258	29.291	50.163	282.7	1:48:39.524	48	2	1:52.091	32.933	29.468	49.690	278.4	1:36:16.976
55	2	1:52.468	33.274	29.295	49.899	281.2	1:50:31.992	49	2	1:52.550	33.350	29.645	49.555	278.4	1:38:09.526
56	2	1:51.904	33.215	29.206	49.483	280.5	1:52:23.896	50	2	1:52.244	33.160	29.486	49.598	279.8	1:40:01.770

7 Nielsen Racing
1. Anthony WELLS
2. Wayne BOYD
Ligier JS P320 - Nissan LMP3

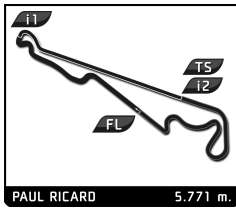
1	1	2:05.285	41.450	30.536	53.299	280.5	2:05.285
2	1	1:56.177	35.419	29.716	51.042	278.4	4:01.462
3	1	1:55.510	33.884	29.743	51.883	279.1	5:56.972
4	1	1:55.700	34.101	29.753	51.846	279.8	7:52.672
5	1	1:54.728	33.973	29.764	50.991	278.4	9:47.400
6	1	1:54.418	34.101	29.535	50.782	279.1	11:41.818
7	1	1:54.196	33.422	29.649	51.125	280.5	13:36.014
8	1	2:47.730	43.576	1:11.680	52.474	218.6	16:23.744
9	1	1:54.017	33.546	29.730	50.741	277.6	18:17.761
10	1	1:54.172	33.668	29.638	50.866	279.8	20:11.933
11	1	1:54.571	34.159	29.751	50.661	276.9	22:06.504
12	1	1:53.146	33.305	29.723	50.118	276.9	23:59.650
13	1	1:53.681	33.496	29.883	50.302	276.9	25:53.331
14	1	1:53.607	33.441	29.739	50.427	278.4	27:46.938
15	1	1:53.485	33.421	29.755	50.309	274.8	29:40.423
16	1	1:54.344	33.957	29.731	50.656	278.4	31:34.767
17	1	1:54.466	33.875	29.685	50.906	279.1	33:29.233
18	1	1:53.308	33.298	29.744	50.266	277.6	35:22.541
19	1	1:54.962	33.843	30.522	50.597	276.9	37:17.503
20	1	2:35.805	33.404	29.655	1:32.746	279.1	39:53.308
21	1	2:53.560	1:09.795	52.401	51.364	261.5	42:46.868
22	1	1:58.298	34.269	30.389	53.640	280.5	44:45.166
23	1	2:03.378	34.642	30.369	58.367	279.1	46:48.544
24	2	4:26.924	3:06.801	29.929	50.194	270.0	51:15.468
25	2	1:52.369	33.055	29.648	49.666	275.5	53:07.837
26	2	1:52.258	33.222	29.563	49.473	276.2	55:00.095
27	2	1:51.926	32.883	29.599	49.444	276.2	56:52.021
28	2	1:52.312	33.315	29.482	49.515	278.4	58:44.333
29	2	1:51.870	32.966	29.487	49.417	278.4	1:00:36.203
30	2	1:51.668	32.629	29.445	49.594	279.8	1:02:27.871
31	2	1:52.167	32.800	29.469	49.898	280.5	1:04:20.038
32	2	1:52.740	32.912	29.465	50.363	279.8	1:06:12.778
33	2	1:53.531	33.841	29.548	50.142	280.5	1:08:06.309
34	2	1:54.235	34.176	29.566	50.493	282.0	1:10:00.544
35	2	1:52.822	33.204	29.502	50.116	280.5	1:11:53.366
36	2	1:52.723	33.310	29.495	49.918	281.2	1:13:46.089
37	2	1:52.637	33.308	29.379	49.950	281.2	1:15:38.726
38	2	1:52.530	33.137	29.396	49.997	279.8	1:17:31.256

9 Graf
1. Georgios KOLOVOS
2. Axel GNOS
Ligier JS P320 - Nissan LMP3

1	1	2:08.437	43.017	31.709	53.711	271.4	2:08.437
2	1	1:56.838	34.561	30.367	51.910	268.0	4:05.275
3	1	1:55.509	34.024	30.402	51.083	267.3	6:00.784
4	1	2:02.207	33.765	30.577	57.865	265.4	8:02.991
5	1	2:19.450	58.639	29.852	50.959	272.7	10:22.441
6	1	1:56.123	33.621	30.110	52.392	279.1	12:18.564
7	1	2:15.489	35.924	30.420	1:09.145	276.9	14:34.053
8	1	2:28.188	1:04.352	29.798	54.038	279.1	17:02.241
9	1	1:55.365	33.680	29.924	51.761	274.8	18:57.606
10	1	1:53.784	33.188	29.908	50.688	274.1	20:51.390
11	1	1:54.261	33.410	29.959	50.892	273.4	22:45.651
12	1	1:54.013	33.324	29.866	50.823	275.5	24:39.664
13	1	1:55.788	33.546	29.713	52.529	276.9	26:35.452
14	1	1:54.869	33.640	29.740	51.489	276.2	28:30.321
15	1	1:54.487	33.119	29.725	51.643	275.5	30:24.808
16	1	1:54.093	33.501	29.952	50.640	274.8	32:18.901
17	1	1:53.978	33.733	29.793	50.452	274.1	34:12.879
18	1	1:53.845	33.285	29.906	50.654	275.5	36:06.724
19	1	1:55.092	34.390	29.918	50.784	274.1	38:01.816
20	1	3:41.489	38.214	1:22.439	1:40.836		41:43.305
21	1	1:55.474	34.087	29.857	51.530	274.1	43:38.779
22	1	1:54.953	33.525	29.850	51.578	276.9	45:33.732
23	1	1:53.956	33.637	29.746	50.573	274.1	47:27.688
24	1	1:53.977	33.550	29.576	50.851	281.2	49:21.665
25	1	1:56.277	34.682	29.507	52.088	279.1	51:17.942
26	1	2:01.686	34.606	29.615	57.465	276.2	53:19.628
27	2	4:30.853	3:10.293	30.162	50.398	272.7	57:50.481
28	2	1:52.669	33.478	29.574	49.617	275.5	59:43.150
29	2	1:52.221	33.113	29.502	49.606	277.6	1:01:35.371
30	2	1:52.547	33.325	29.505	49.717	276.9	1:03:27.918
31	2	1:52.090	32.906	29.464	49.720	276.9	1:05:20.008
32	2	1:51.739	32.865	29.458	49.416	276.2	1:07:11.747



LE MANS CUP



Michelin Le Mans Cup
Le Castellet Round
Race

Sector Analysis

Lap under Red Flag Invalidated Lap Personal Best Session Best Crossing the pit lane

Lap	D	Time	Sector 1	Sector 2	Sector 3	T. Spd	Elapsed	Lap	D	Time	Sector 1	Sector 2	Sector 3	T. Spd	Elapsed
33	2	1:52.091	32.942	29.539	49.610	277.6	1:09:03.838	27	2	1:51.293	32.731	29.522	49.040	275.5	57:05.466
34	2	1:52.015	32.851	29.403	49.761	279.1	1:10:55.853	28	2	1:51.170	32.718	29.495	48.957	276.9	58:56.636
35	2	1:53.827	33.210	29.670	50.947	280.5	1:12:49.680	29	2	1:51.438	32.697	29.374	49.367	277.6	1:00:48.074
36	2	1:53.437	33.434	29.389	50.614	282.0	1:14:43.117	30	2	1:51.773	32.890	29.403	49.480	280.5	1:02:39.847
37	2	1:53.033	33.240	29.516	50.277	282.0	1:16:36.150	31	2	1:51.197	32.664	29.521	49.012	276.9	1:04:31.044
38	2	1:53.599	33.367	29.602	50.630	277.6	1:18:29.749	32	2	1:51.531	32.788	29.566	49.177	276.9	1:06:22.575
39	2	1:52.192	32.935	29.552	49.705	276.2	1:20:21.941	33	2	1:51.975	33.209	29.562	49.204	277.6	1:08:14.550
40	2	1:51.676	32.713	29.451	49.512	278.4	1:22:13.617	34	2	1:52.114	33.301	29.594	49.219	276.9	1:10:06.664
41	2	1:52.188	32.867	29.599	49.722	274.8	1:24:05.805	35	2	1:52.630	33.283	29.498	49.849	277.6	1:11:59.294
42	2	1:52.766	32.922	29.601	50.243	277.6	1:25:58.571	36	2	1:52.325	33.291	29.362	49.672	279.8	1:13:51.619
43	2	1:53.035	33.323	29.773	49.939	276.2	1:27:51.606	37	2	1:52.371	33.423	29.377	49.571	282.0	1:15:43.990
44	2	1:52.555	33.067	29.527	49.961	276.9	1:29:44.161	38	2	1:51.985	33.148	29.560	49.277	277.6	1:17:35.975
45	2	1:52.912	33.243	29.595	50.074	278.4	1:31:37.073	39	2	1:52.548	33.426	29.531	49.591	277.6	1:19:28.523
46	2	1:53.641	33.218	29.605	50.818	279.1	1:33:30.714	40	2	1:52.048	33.178	29.458	49.412	278.4	1:21:20.571
47	2	1:53.328	33.509	29.686	50.133	275.5	1:35:24.042	41	2	1:52.843	33.368	29.474	50.001	279.1	1:23:13.414
48	2	1:52.186	33.130	29.468	49.588	277.6	1:37:16.228	42	2	1:52.853	33.426	29.486	49.941	279.8	1:25:06.267
49	2	1:52.831	33.157	29.746	49.928	277.6	1:39:09.059	43	2	1:52.530	33.277	29.516	49.737	279.1	1:26:58.797
50	2	1:52.112	33.064	29.683	49.365	274.1	1:41:01.171	44	2	1:53.226	33.717	29.562	49.947	279.8	1:28:52.023
51	2	1:52.663	33.443	29.611	49.609	274.8	1:42:53.834	45	2	1:53.304	33.839	29.770	49.695	279.1	1:30:45.327
52	2	1:51.785	32.789	29.539	49.457	275.5	1:44:45.619	46	2	1:52.592	33.438	29.526	49.628	279.1	1:32:37.919
53	2	1:51.681	32.950	29.465	49.266	274.8	1:46:37.300	47	2	1:53.043	33.608	29.519	49.916	278.4	1:34:30.962
54	2	1:51.377	32.701	29.544	49.132	278.4	1:48:28.677	48	2	1:53.666	33.754	29.667	50.245	278.4	1:36:24.628
55	2	1:51.502	32.738	29.489	49.275	276.9	1:50:20.179	49	2	1:53.316	33.322	29.493	50.501	279.1	1:38:17.944
56	2	1:52.591	33.341	29.485	49.765	276.9	1:52:12.770	50	2	1:55.187	34.963	29.750	50.474	279.1	1:40:13.131

10 **Racing Spirit of Leman** Ligier JS P320 - Nissan LMP3
 1. Christophe LAPIERRE
 2. Marius FOSSARD

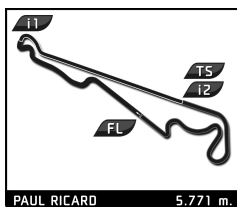
1	1	2:06.150	41.805	31.405	52.940	274.8	2:06.150
2	1	1:56.819	35.410	29.849	51.560	276.9	4:02.969
3	1	1:55.047	34.141	29.618	51.288	279.1	5:58.016
4	1	1:55.950	34.794	29.802	51.354	279.8	7:53.966
5	1	1:55.304	34.124	29.388	51.792	282.7	9:49.270
6	1	1:54.734	34.028	29.663	51.043	279.1	11:44.004
7	1	1:55.947	34.116	30.351	51.480	275.5	13:39.951
8	1	2:48.129	52.063	1:03.946	52.120	247.7	16:28.080
9	1	1:54.820	33.884	29.664	51.272	279.8	18:22.900
10	1	1:54.452	34.034	29.612	50.806	279.1	20:17.352
11	1	1:56.274	34.707	29.585	51.982	281.2	22:13.626
12	1	1:54.588	34.215	29.728	50.645	276.9	24:08.214
13	1	1:54.867	34.012	29.715	51.140	276.9	26:03.081
14	1	1:53.840	33.464	29.620	50.756	277.6	27:56.921
15	1	1:53.641	33.492	29.485	50.664	278.4	29:50.562
16	1	1:54.257	33.506	29.656	51.095	277.6	31:44.819
17	1	1:55.236	34.178	29.635	51.423	279.1	33:40.055
18	1	1:54.339	33.676	29.584	51.079	279.8	35:34.394
19	1	1:55.415	34.715	29.533	51.167	281.2	37:29.809
20	1	3:04.571	33.484	46.190	1:44.897		40:34.380
21	1	2:29.486	1:09.117	29.733	50.636	276.9	43:03.866
22	1	1:54.725	33.808	29.548	51.369	278.4	44:58.591
23	1	4:18.704 B	33.974	29.581	3:15.149	276.9	49:17.295
24	2	2:10.895	50.562	30.021	50.312	268.0	51:28.190
25	2	1:54.074	34.143	29.926	50.005	277.6	53:22.264
26	2	1:51.909	33.028	29.535	49.346	275.5	55:14.173

11 **CD Sport** Ligier JS P320 - Nissan LMP3
 1. Christian SHORT
 2. Franck CHAPPARD

1	1	2:05.282	40.076	30.705	54.501	274.1	2:05.282
2	1	1:55.674	34.619	29.758	51.297	276.2	4:00.956
3	1	1:55.593	33.827	29.759	52.007	272.0	5:56.549
4	1	1:55.750	34.011	29.911	51.828	274.8	7:52.299
5	1	1:54.839	33.837	29.826	51.176	274.8	9:47.138
6	1	1:55.813	33.922	30.026	51.865	272.0	11:42.951
7	1	1:56.406	34.089	30.793	51.524	277.6	13:39.357
8	1	2:48.351	51.781	1:04.699	51.871	239.5	16:27.708
9	1	1:54.920	33.819	29.825	51.276	274.8	18:22.628
10	1	1:54.457	33.849	29.827	50.781	273.4	20:17.085
11	1	1:56.570	34.632	29.802	52.136	274.8	22:13.655
12	1	1:55.843	34.742	29.882	51.219	277.6	24:09.498
13	1	1:55.529	33.763	29.957	51.809	273.4	26:05.027
14	1	1:54.705	33.931	29.894	50.880	274.1	27:59.732
15	1	1:55.010	33.869	29.968	51.173	273.4	29:54.742
16	1	1:54.577	33.650	29.937	50.990	272.7	31:49.319
17	1	1:54.953	34.113	29.958	50.882	274.1	33:44.272
18	1	1:54.105	33.560	29.776	50.769	275.5	35:38.377
19	1	1:55.221	33.720	29.845	51.656	277.6	37:33.598
20	1	3:23.156	34.149	1:03.541	1:45.466		40:56.754



LE MANS CUP



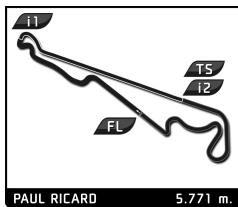
Michelin Le Mans Cup Le Castellet Round Race

Sector Analysis

Lap under Red Flag														Invalidated Lap	Personal Best	Session Best	B Crossing the pit lane
Lap	D	Time	Sector 1	Sector 2	Sector 3	T. Spd	Elapsed	Lap	D	Time	Sector 1	Sector 2	Sector 3	T. Spd	Elapsed		
21	1	2:21.181	59.735	30.022	51.424	276.2	43:17.935	16	1	1:59.385	35.122	30.608	53.655	273.4	33:33.857		
22	1	1:55.227	33.770	29.879	51.578	272.7	45:13.162	17	1	1:59.334	35.064	31.485	52.785	272.0	35:33.191		
23	1	1:54.663	33.740	29.949	50.974	273.4	47:07.825	18	1	1:59.189	34.845	30.537	53.807	273.4	37:32.380		
24	1	2:12.518	33.757	29.838	1:08.923	273.4	49:20.343	19	1	3:20.554	34.877	1:01.027	1:44.650		40:52.934		
25	1	4:21.321 B	35.488	29.801	3:16.032	275.5	53:41.664	20	1	2:27.544	1:02.355	31.076	54.113	268.7	43:20.478		
26	2	2:11.735	51.201	30.137	50.397	272.0	55:53.399	21	1	4:21.633 B	34.861	30.654	3:16.118	270.7	47:42.111		
27	2	1:54.431	34.655	29.807	49.969	274.1	57:47.830	22	2	2:17.677	52.508	31.418	53.751	268.0	49:59.788		
28	2	1:52.763	33.157	29.675	49.931	276.2	59:40.593	23	2	1:57.713	34.963	30.590	52.160	270.7	51:57.501		
29	2	1:52.510	33.401	29.555	49.554	275.5	1:01:33.103	24	2	1:56.047	34.051	30.417	51.579	271.4	53:53.548		
30	2	1:52.451	32.940	29.586	50.053	276.2	1:03:25.554	25	2	1:56.195	34.289	30.390	51.516	275.5	55:49.743		
31	2	1:52.204	32.940	29.621	49.643	274.1	1:05:17.758	26	2	1:54.957	33.346	30.339	51.272	272.0	57:44.700		
32	2	1:52.472	33.009	29.647	49.816	275.5	1:07:10.230	27	2	1:55.358	33.284	30.366	51.708	271.4	59:40.058		
33	2	1:52.791	33.162	29.695	49.934	277.6	1:09:03.021	28	2	1:54.842	33.410	30.228	51.204	274.8	1:01:34.900		
34	2	1:53.481	33.228	29.801	50.452	276.2	1:10:56.502	29	2	1:56.011	33.284	30.262	52.465	273.4	1:03:30.911		
35	2	1:53.703	33.279	29.542	50.882	277.6	1:12:50.205	30	2	1:55.186	33.387	30.268	51.531	272.0	1:05:26.097		
36	2	1:56.261	35.435	30.622	50.204	276.9	1:14:46.466	31	2	1:55.433	33.590	30.204	51.639	274.1	1:07:21.530		
37	2	1:53.352	33.322	29.699	50.331	277.6	1:16:39.818	32	2	1:57.917	36.114	30.410	51.393	274.1	1:09:19.447		
38	2	1:53.563	33.557	29.677	50.329	275.5	1:18:33.381	33	2	1:56.021	33.701	30.516	51.804	268.0	1:11:15.468		
39	2	1:58.122	33.748	33.154	51.220	274.1	1:20:31.503	34	2	1:55.599	33.555	30.584	51.460	271.4	1:13:11.067		
40	2	1:53.298	33.275	29.722	50.301	282.0	1:22:24.801	35	2	1:55.941	33.615	30.421	51.905	271.4	1:15:07.008		
41	2	1:55.210	33.587	30.592	51.031	276.9	1:24:20.011	36	2	1:55.993	33.490	30.405	52.098	272.7	1:17:03.001		
42	2	1:54.411	33.854	29.545	51.012	282.0	1:26:14.422	37	2	1:55.676	33.627	30.339	51.710	272.7	1:18:58.677		
43	2	1:53.545	33.401	29.623	50.521	276.9	1:28:07.967	38	2	1:55.288	33.433	30.326	51.529	272.0	1:20:53.965		
44	2	1:53.030	33.173	29.696	50.161	274.1	1:30:00.997	39	2	1:56.245	33.544	30.309	52.392	272.0	1:22:50.210		
45	2	1:52.964	33.178	29.592	50.194	274.1	1:31:53.961	40	2	1:55.621	33.709	30.360	51.552	272.7	1:24:45.831		
46	2	1:52.967	33.213	29.592	50.162	276.2	1:33:46.928	41	2	1:56.001	33.495	30.370	52.136	272.0	1:26:41.832		
47	2	1:53.225	33.324	29.549	50.352	280.5	1:35:40.153	42	2	1:56.335	33.519	30.331	52.485	272.7	1:28:38.167		
48	2	1:53.240	33.100	29.550	50.590	277.6	1:37:33.393	43	2	1:55.385	33.705	30.179	51.501	273.4	1:30:33.552		
49	2	1:53.005	33.112	29.678	50.215	274.1	1:39:26.398	44	2	1:55.426	33.513	30.294	51.619	272.0	1:32:28.978		
50	2	1:52.992	33.199	29.767	50.026	274.8	1:41:19.390	45	2	1:55.933	33.510	30.326	52.097	271.4	1:34:24.911		
51	2	1:53.054	33.171	29.708	50.175	273.4	1:43:12.444	46	2	1:55.993	34.050	30.352	51.591	274.1	1:36:20.904		
52	2	1:53.283	33.053	29.692	50.538	274.8	1:45:05.727	47	2	1:55.177	33.481	30.222	51.474	273.4	1:38:16.081		
53	2	1:54.588	33.514	29.733	51.341	264.7	1:47:00.315	48	2	1:56.405	33.570	30.308	52.527	272.7	1:40:12.486		
54	2	1:52.900	33.225	29.683	49.992	275.5	1:48:53.215	49	2	1:56.053	33.581	30.237	52.235	273.4	1:42:08.539		
55	2	1:53.741	33.491	29.641	50.609	278.4	1:50:46.956	50	2	1:55.177	33.470	30.187	51.520	274.1	1:44:03.716		
12		Kessel Racing 1. Frederic JOUSSET 2. David Cleto FUMANELLI					Ferrari 296 GT3 GT3										
1	1	2:14.700	48.389	31.388	54.923	276.9	2:14.700	51	2	1:55.645	33.811	30.223	51.611	273.4	1:45:59.361		
2	1	2:01.679	35.729	31.099	54.851	273.4	4:16.379	52	2	1:55.319	33.464	30.363	51.492	273.4	1:47:54.680		
3	1	1:59.700	35.249	30.938	53.513	272.0	6:16.079	53	2	1:55.087	33.366	30.205	51.516	274.1	1:49:49.767		
4	1	1:59.869	35.239	30.791	53.839	274.1	8:15.948	54	2	1:56.185	33.672	30.187	52.326	278.4	1:51:45.952		
5	1	2:00.132	35.077	30.644	54.411	273.4	10:16.080										
13		MRacing 1. Romano RICCI 2. Alexandre COUGNAUD					Ligier JS P320 - Nissan LMP3										
1	1	2:01.809	39.305	31.057	51.447	272.7	2:01.809	1	1	2:01.809	39.305	31.057	51.447	272.7	2:01.809		
2	1	1:53.829	33.351	29.794	50.684	274.8	3:55.638	2	1	1:53.829	33.351	29.794	50.684	274.8	3:55.638		
3	1	1:53.900	33.327	29.782	50.791	275.5	5:49.538	3	1	1:53.900	33.327	29.782	50.791	275.5	5:49.538		
4	1	1:53.732	33.383	29.690	50.659	276.2	7:43.270	4	1	1:53.732	33.383	29.690	50.659	276.2	7:43.270		
5	1	1:53.500	33.442	29.650	50.408	276.2	9:36.770	5	1	1:53.500	33.442	29.650	50.408	276.2	9:36.770		
6	1	1:53.616	33.478	29.680	50.458	278.4	11:30.386	6	1	1:53.616	33.478	29.680	50.458	278.4	11:30.386		
7	1	1:55.577	33.584	30.415	51.578	276.2	13:25.963	7	1	1:55.577	33.584	30.415	51.578	276.2	13:25.963		
8	1	2:53.053	34.764	1:22.048	56.241		16:19.016	8	1	2:53.053	34.764	1:22.048	56.241		16:19.016		
9	1	1:53.934	33.325	29.843	50.766	275.5	18:12.950	9	1	1:53.934	33.325	29.843	50.766	275.5	18:12.950		
10	1	1:53.476	33.194	29.701	50.581	276.2	20:06.426	10	1	1:53.476	33.194	29.701	50.581	276.2	20:06.426		
11	1	1:53.006	33.033	29.620	50.353	276.9	21:59.432	11	1	1:53.006	33.033	29.620	50.353	276.9	21:59.432		



LE MANS CUP



Michelin Le Mans Cup Le Castellet Round Race

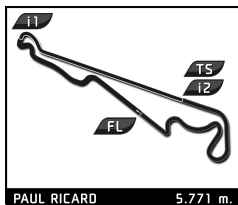
PAUL RICARD 5.771 m. Sector Analysis

Lap under Red Flag Invalidated Lap Personal Best Session Best B Crossing the pit lane

Lap	D	Time	Sector 1	Sector 2	Sector 3	T. Spd	Elapsed	Lap	D	Time	Sector 1	Sector 2	Sector 3	T. Spd	Elapsed
12	1	1:53.232	33.151	29.669	50.412	276.2	23:52.664	6	1	1:54.971	34.147	29.795	51.029	276.9	11:51.912
13	1	1:53.010	32.905	29.735	50.370	276.2	25:45.674	7	1	1:55.705	34.272	29.899	51.534	279.8	13:47.617
14	1	1:52.954	33.136	29.628	50.190	276.2	27:38.628	8	1	2:46.327	58.237	55.123	52.967	257.1	16:33.944
15	1	1:55.177	32.983	29.544	52.650	279.8	29:33.805	9	1	1:55.803	34.679	29.894	51.230	276.9	18:29.747
16	1	1:53.622	33.114	29.670	50.838	276.9	31:27.427	10	1	1:55.274	33.988	29.944	51.342	276.2	20:25.021
17	1	1:52.763	32.921	29.739	50.103	276.9	33:20.190	11	1	1:55.728	34.483	29.789	51.456	277.6	22:20.749
18	1	1:54.568	33.383	30.592	50.593	276.9	35:14.758	12	1	1:55.691	34.009	29.702	51.980	278.4	24:16.440
19	1	1:53.091	33.166	29.624	50.301	278.4	37:07.849	13	1	1:54.960	34.213	29.753	50.994	279.1	26:11.400
20	1	2:21.265	33.260	29.513	1:18.492	279.8	39:29.114	14	1	1:55.076	34.091	29.776	51.209	276.9	28:06.476
21	1	3:12.140	1:09.979	1:09.377	52.784	228.3	42:41.254	15	1	1:56.640	34.182	29.745	52.713	276.2	30:03.116
22	1	1:52.939	33.711	29.966	50.262	278.4	44:35.193	16	1	1:55.844	34.177	29.976	51.691	276.9	31:58.960
23	1	1:53.189	33.589	29.430	50.170	281.2	46:28.382	17	1	2:00.042	34.470	30.130	55.442	276.9	33:59.002
24	1	1:53.015	33.414	29.554	50.047	279.8	48:21.397	18	1	2:01.258	39.066	30.114	52.078	276.2	36:00.260
25	1	2:00.013 B	33.090	29.915	57.008	276.2	50:21.410	19	1	1:56.131	34.186	29.866	52.079	274.8	37:56.391
26	2	4:29.584	3:07.699	30.749	51.136	274.1	54:50.994	20	1	3:44.438	39.038	1:22.367	1:43.033		41:40.829
27	2	1:52.671	33.274	29.696	49.701	276.2	56:43.665	21	1	1:58.410	35.709	30.162	52.539	273.4	43:39.239
28	2	1:51.977	32.910	29.561	49.506	277.6	58:35.642	22	1	1:57.145	34.751	30.182	52.212	274.8	45:36.384
29	2	1:53.155	32.971	29.575	50.609	278.4	1:00:28.797	23	1	1:56.378	34.466	30.056	51.856	276.2	47:32.762
30	2	1:52.153	33.129	29.475	49.549	277.6	1:02:20.950	24	1	4:21.463	34.725	29.703	3:17.035	278.4	51:54.225
31	2	1:52.288	33.066	29.400	49.822	282.7	1:04:13.238	25	2	2:11.647	50.956	30.224	50.467	272.7	54:05.872
32	2	1:53.552	32.965	29.492	51.095	279.1	1:06:06.790	26	2	1:53.847	33.768	29.617	50.462	279.1	55:59.719
33	2	1:52.357	33.259	29.529	49.569	279.1	1:07:59.147	27	2	1:52.100	32.887	29.688	49.525	274.8	57:51.819
34	2	1:52.097	32.968	29.556	49.573	279.1	1:09:51.244	28	2	1:51.929	32.846	29.471	49.612	279.1	59:43.748
35	2	1:52.279	32.902	29.612	49.765	277.6	1:11:43.523	29	2	1:52.226	33.014	29.403	49.809	280.5	1:01:35.974
36	2	1:52.118	32.712	29.549	49.857	277.6	1:13:35.641	30	2	1:52.621	33.213	29.364	50.044	282.0	1:03:28.595
37	2	1:52.030	32.753	29.585	49.692	276.9	1:15:27.671	31	2	1:51.996	32.752	29.395	49.849	280.5	1:05:20.591
38	2	1:51.957	32.699	29.597	49.661	276.9	1:17:19.628	32	2	1:52.078	32.879	29.599	49.600	280.5	1:07:12.669
39	2	1:51.998	32.811	29.530	49.657	276.9	1:19:11.626	33	2	1:52.094	32.825	29.564	49.705	279.1	1:09:04.763
40	2	1:52.009	32.809	29.463	49.737	278.4	1:21:03.635	34	2	1:52.369	32.900	29.523	49.946	279.1	1:10:57.132
41	2	1:52.197	32.942	29.463	49.792	278.4	1:22:55.832	35	2	1:53.333	33.118	29.563	50.652	279.1	1:12:50.465
42	2	1:52.221	32.879	29.466	49.876	277.6	1:24:48.053	36	2	1:53.674	33.872	29.712	50.090	279.1	1:14:44.139
43	2	1:52.329	32.907	29.442	49.980	279.1	1:26:40.382	37	2	1:52.830	33.253	29.516	50.061	279.8	1:16:36.969
44	2	1:53.607	32.925	29.565	51.117	277.6	1:28:33.989	38	2	1:54.095	33.567	29.707	50.821	279.1	1:18:31.064
45	2	1:52.552	33.141	29.529	49.882	279.1	1:30:26.541	39	2	1:53.618	33.744	29.500	50.374	284.2	1:20:24.682
46	2	1:52.174	32.936	29.517	49.721	276.9	1:32:18.715	40	2	1:52.795	33.092	29.700	50.003	277.6	1:22:17.477
47	2	1:52.177	32.753	29.526	49.898	278.4	1:34:10.892	41	2	1:52.723	32.966	29.565	50.192	279.1	1:24:10.200
48	2	1:53.274	33.644	29.553	50.077	279.1	1:36:04.166	42	2	1:52.745	32.995	29.689	50.061	275.5	1:26:02.945
49	2	1:53.318	33.593	29.612	50.113	279.8	1:37:57.484	43	2	1:52.432	32.983	29.578	49.871	276.9	1:27:55.377
50	2	1:52.371	33.125	29.557	49.689	277.6	1:39:49.855	44	2	1:55.204	33.320	29.884	52.000	272.0	1:29:50.581
51	2	1:52.168	32.945	29.534	49.689	278.4	1:41:42.023	45	2	1:52.838	33.385	29.643	49.810	276.2	1:31:43.419
52	2	1:52.575	32.923	29.591	50.061	276.2	1:43:34.598	46	2	1:52.792	33.057	29.518	50.217	277.6	1:33:36.211
53	2	1:52.871	32.990	29.340	50.541	283.5	1:45:27.469	47	2	1:52.532	32.966	29.558	50.008	278.4	1:35:28.743
54	2	1:53.236	33.548	29.621	50.067	276.9	1:47:20.705	48	2	1:53.065	33.365	29.664	50.036	276.2	1:37:21.808
55	2	1:53.042	33.154	29.409	50.479	277.6	1:49:13.747	49	2	1:53.070	33.121	29.530	50.419	279.1	1:39:14.878
56	2	1:53.049	33.538	29.404	50.107	276.9	1:51:06.796	50	2	1:53.140	33.322	29.491	50.327	279.8	1:41:08.018
17 IDEC Sport 1. Patrice LAFARGUE 2. Dino LUNARDI								Ligier JS P320 - Nissan LMP3							
								1	1	2:09.440	44.094	30.802	54.544	278.4	2:09.440
2	1	1:58.711	35.507	30.110	53.094	277.6	4:08.151	52	2	1:52.643	32.915	29.491	50.237	279.1	1:44:53.805
3	1	1:57.415	34.810	29.849	52.756	279.8	6:05.566	53	2	1:52.470	33.108	29.431	49.931	279.8	1:46:46.275
4	1	1:56.275	34.437	29.807	52.031	276.9	8:01.841	54	2	1:52.698	33.290	29.436	49.972	278.4	1:48:38.973
5	1	1:55.100	34.624	29.749	50.727	276.2	9:56.941	55	2	1:52.507	33.200	29.463	49.844	278.4	1:50:31.480
								56	2	1:55.822	33.070	29.926	52.826	277.6	1:52:27.302



LE MANS CUP



Michelin Le Mans Cup
Le Castellet Round
Race

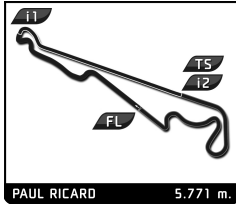
PAUL RICARD 5.771 m. Sector Analysis

Lap under Red Flag Invalidated Lap Personal Best Session Best B Crossing the pit lane

Lap	D	Time	Sector 1	Sector 2	Sector 3	T. Spd	Elapsed	Lap	D	Time	Sector 1	Sector 2	Sector 3	T. Spd	Elapsed
18 High Class Racing Porsche 911 GT3 R (992) 1. Nicholas JONES 2. Scott MALVERN GT3								20 High Class Racing Ligier JS P320 - Nissan 1. Jens Reno MOLLER 2. Tommy FOSTER LMP3							
1	1	2:14.133	47.951	30.929	55.253	279.8	2:14.133	51	2	1:57.185	33.905	30.227	53.053	277.6	1:45:47.353
2	1	2:00.006	35.590	30.839	53.577	275.5	4:14.139	52	2	2:01.607	36.040	30.967	54.600	274.8	1:47:48.960
3	1	2:00.208	34.880	30.805	54.523	265.4	6:14.347	53	2	1:59.399	35.212	30.766	53.421	274.1	1:49:48.359
4	1	2:00.696	35.501	30.962	54.233	274.1	8:15.043	54	2	1:59.772	34.805	30.372	54.595	280.5	1:51:48.131
5	1	1:59.583	34.760	30.729	54.094	274.1	10:14.626	1	1	2:02.942	39.056	31.499	52.387	276.2	2:02.942
6	1	2:00.557	35.223	30.697	54.637	275.5	12:15.183	2	1	1:55.490	34.315	29.845	51.330	276.9	3:58.432
7	1	2:13.865	34.993	30.710	1:08.162	274.8	14:29.048	3	1	1:57.368	34.993	30.161	52.214	273.4	5:55.800
8	1	2:33.052	1:07.329	30.891	54.832	273.4	17:02.100	4	1	1:55.356	34.243	29.763	51.350	272.7	7:51.156
9	1	2:00.114	35.153	30.795	54.166	276.2	19:02.214	5	1	1:54.535	33.804	29.679	51.052	275.5	9:45.691
10	1	1:59.331	34.780	30.618	53.933	275.5	21:01.545	6	1	1:54.842	33.988	29.785	51.069	277.6	11:40.533
11	1	1:59.241	34.898	30.619	53.724	275.5	23:00.786	7	1	1:56.310	33.562	30.820	51.928	274.1	13:36.843
12	1	1:59.342	34.954	30.582	53.806	275.5	25:00.128	8	1	2:48.237	43.626	1:12.152	52.459	217.7	16:25.080
13	1	1:59.394	34.491	30.838	54.065	276.9	26:59.522	9	1	1:54.237	33.977	29.712	50.642	276.9	18:19.311
14	1	2:00.456	35.413	30.824	54.219	276.2	28:59.978	10	1	1:54.658	33.849	29.795	51.014	277.6	20:13.969
15	1	1:59.654	34.979	30.752	53.923	275.5	30:59.632	11	1	1:53.694	33.475	29.592	50.627	279.1	22:07.663
16	1	1:58.952	34.799	30.579	53.574	275.5	32:58.584	12	1	1:54.209	33.621	29.796	50.792	276.2	24:01.872
17	1	1:59.759	35.007	31.012	53.740	276.2	34:58.343	13	1	1:54.065	33.614	29.707	50.744	274.8	25:55.937
18	1	2:00.092	35.468	30.574	54.050	277.6	36:58.435	14	1	1:53.932	33.461	29.759	50.712	274.8	27:49.869
19	1	2:23.544	35.435	30.636	1:17.473	275.5	39:21.979	15	1	1:53.478	33.344	29.650	50.484	275.5	29:43.347
20	1	3:21.443	1:10.712	1:13.760	56.971	206.5	42:43.422	16	1	1:55.082	33.311	30.353	51.418	274.1	31:38.429
21	1	2:00.806	35.542	30.735	54.529	276.9	44:44.228	17	1	1:54.724	33.538	29.701	51.485	276.2	33:33.153
22	1	2:09.461 B	35.151	30.794	1:03.516	267.3	46:53.689	18	1	1:54.321	33.949	29.815	50.557	276.2	35:27.474
23	2	4:32.992	3:09.295	31.046	52.651	274.1	51:26.681	19	1	1:55.058	33.102	29.946	52.010	278.4	37:22.532
24	2	1:57.005	34.318	30.440	52.247	274.8	53:23.686	20	1	2:41.237	33.685	29.843	1:37.709	274.8	40:03.769
25	2	1:55.582	33.733	30.293	51.556	275.5	55:19.268	21	1	2:48.889	1:09.956	47.417	51.516	263.4	42:52.658
26	2	1:55.972	33.675	30.326	51.971	276.2	57:15.240	22	1	1:54.823	33.994	29.675	51.154	274.8	44:47.481
27	2	1:55.271	33.630	30.279	51.362	276.2	59:10.511	23	1	1:56.159	34.396	29.611	52.152	276.9	46:43.640
28	2	1:55.471	33.719	30.216	51.536	276.2	1:01:05.982	24	1	2:05.109 B	33.625	29.746	1:01.738	273.4	48:48.749
29	2	1:55.360	33.489	30.317	51.554	276.2	1:03:01.342	25	2	4:26.086	3:05.794	30.042	50.250	274.1	53:14.835
30	2	1:56.037	33.968	30.308	51.761	276.9	1:04:57.379	26	2	1:51.664	32.953	29.521	49.190	278.4	55:06.499
31	2	1:55.717	33.711	30.317	51.689	275.5	1:06:53.096	27	2	1:50.862	32.592	29.460	48.810	279.1	56:57.361
32	2	1:57.053	34.877	30.582	51.594	276.2	1:08:50.149	28	2	1:51.343	32.665	29.380	49.298	279.1	58:48.704
33	2	1:55.709	33.706	30.284	51.719	276.9	1:10:45.858	29	2	1:51.407	33.235	29.340	48.832	278.4	1:00:40.111
34	2	1:56.070	33.940	30.204	51.926	278.4	1:12:41.928	30	2	1:51.138	32.622	29.423	49.093	277.6	1:02:31.249
35	2	1:56.128	33.787	30.345	51.996	278.4	1:14:38.056	31	2	1:50.970	32.606	29.437	48.927	278.4	1:04:22.219
36	2	1:55.596	33.668	30.226	51.702	276.2	1:16:33.652	32	2	1:51.324	32.735	29.418	49.171	279.8	1:06:13.543
37	2	1:56.321	33.610	30.346	52.365	276.9	1:18:29.973	33	2	1:52.473	33.371	29.411	49.691	284.2	1:08:06.016
38	2	1:56.448	33.967	30.303	52.178	279.1	1:20:26.421	34	2	1:53.847	34.020	29.444	50.383	282.0	1:09:59.863
39	2	1:56.707	34.468	30.205	52.034	278.4	1:22:23.128	35	2	1:52.560	33.078	29.395	50.087	282.0	1:11:52.423
40	2	1:56.057	33.777	30.316	51.964	275.5	1:24:19.185	36	2	1:52.302	33.539	29.376	49.387	286.5	1:13:44.725
41	2	1:56.280	33.773	30.255	52.252	278.4	1:26:15.465	37	2	1:51.236	32.706	29.450	49.080	277.6	1:15:35.961
42	2	1:56.915	34.130	30.644	52.141	276.9	1:28:12.380	38	2	1:51.513	32.779	29.468	49.266	280.5	1:17:27.474
43	2	1:57.247	33.691	30.256	53.300	276.2	1:30:09.627	39	2	1:51.324	32.804	29.481	49.039	276.2	1:19:18.798
44	2	1:58.291	35.427	30.248	52.616	280.5	1:32:07.918	40	2	1:51.104	32.690	29.355	49.059	278.4	1:21:09.902
45	2	1:58.134	35.040	30.466	52.628	269.3	1:34:06.052	41	2	1:51.347	32.919	29.439	48.989	278.4	1:23:01.249
46	2	1:56.430	34.074	30.181	52.175	285.7	1:36:02.482	42	2	1:52.069	32.931	29.428	49.710	282.0	1:24:53.318
47	2	1:57.782	34.350	30.679	52.753	278.4	1:38:00.264	43	2	1:51.481	32.886	29.348	49.247	278.4	1:26:44.799
48	2	1:57.666	34.646	30.705	52.315	276.2	1:39:57.930	44	2	1:53.199	33.007	29.393	50.799	279.1	1:28:37.998
49	2	1:56.093	33.941	30.260	51.892	274.1	1:41:54.023	45	2	1:51.724	32.969	29.546	49.209	276.2	1:30:29.722
50	2	1:56.145	33.743	30.313	52.089	276.2	1:43:50.168	46	2	1:51.706	32.948	29.439	49.319	276.9	1:32:21.428



LE MANS CUP



Michelin Le Mans Cup Le Castellet Round Race

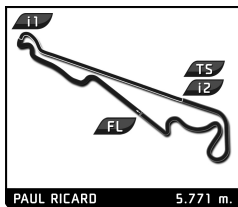
Sector Analysis

		Lap under Red Flag		Invalidated Lap		Personal Best		Session Best		B Crossing the pit lane					
Lap	D	Time	Sector 1	Sector 2	Sector 3	T. Spd	Elapsed	Lap	D	Time	Sector 1	Sector 2	Sector 3	T. Spd	Elapsed
47	2	1:51.648	33.000	29.459	49.189	276.9	1:34:13.076	41	2	1:59.553	35.208	30.699	53.646	272.7	1:36:00.125
48	2	1:52.355	33.311	29.244	49.800	282.7	1:36:05.431	42	2	2:01.533	34.510	30.571	56.452	273.4	1:38:01.658
49	2	1:53.795	33.339	29.530	50.926	281.2	1:37:59.226	43	2	1:58.073	34.708	30.568	52.797	276.2	1:39:59.731
50	2	1:52.195	33.200	29.419	49.576	277.6	1:39:51.421	44	2	1:59.666	36.142	30.582	52.942	276.2	1:41:59.397
51	2	1:51.852	33.008	29.399	49.445	279.8	1:41:43.273	45	2	1:57.950	34.375	30.545	53.030	274.1	1:43:57.347
52	2	1:52.017	33.077	29.465	49.475	276.9	1:43:35.290	46	2	2:01.141	36.277	31.872	52.992	273.4	1:45:58.488
53	2	1:53.358	34.249	29.450	49.659	276.2	1:45:28.648	47	2	1:59.243	35.454	30.520	53.269	275.5	1:47:57.731
54	2	1:53.235	33.978	29.551	49.706	279.8	1:47:21.883	48	2	1:57.579	34.487	30.527	52.565	274.1	1:49:55.310
55	2	1:52.020	33.100	29.469	49.451	279.1	1:49:13.903	49	2	1:57.000	34.320	30.373	52.307	274.1	1:51:52.310
56	2	1:53.406	34.194	29.528	49.684	284.2	1:51:07.309								

23	Biogas Motorsport	Ferrari 296 GT3					
1. Josep MAYOLA COMADRI							
2. Marc CAROL YBARRA							
1	1	2:18.259	50.129	31.540	56.590	277.6	2:18.259
2	1	2:04.396	36.563	31.266	56.567	275.5	4:22.655
3	1	2:53.311	36.472	31.634	1:45.205	272.0	7:15.966
4	1	2:02.007	36.119	31.491	54.397	270.7	9:17.973
5	1	2:02.010	36.473	31.095	54.442	271.4	11:19.983
6	1	8:37.995 B			1:24.640	157.0	19:57.978
7	1	3:20.942	1:51.494	32.308	57.140	270.0	23:18.920
8	1	2:04.673	36.606	32.009	56.058	267.3	25:23.593
9	1	2:06.172	37.750	31.866	56.556	268.0	27:29.765
10	1	2:07.993	36.695	31.614	59.684	248.3	29:37.758
11	1	2:08.511	37.411	32.282	58.818	270.7	31:46.269
12	1	2:08.937	38.275	32.045	58.617	258.4	33:55.206
13	1	2:09.037	39.249	31.765	58.023	269.3	36:04.243
14	1	2:07.815	37.465	32.665	57.685	270.7	38:12.058
15	1	3:52.510	57.000	1:22.299	1:33.211		42:04.568
16	1	2:04.701	36.834	31.671	56.196	268.7	44:09.269
17	1	2:04.966	36.831	31.922	56.213	267.3	46:14.235
18	1	2:13.158 B	38.071	31.408	1:03.679	270.7	48:27.393
19	2	4:33.490	3:08.913	31.255	53.322	269.3	53:00.883
20	2	1:57.646	34.637	30.457	52.552	272.0	54:58.529
21	2	1:57.300	34.703	30.556	52.041	274.8	56:55.829
22	2	1:56.795	34.695	30.408	51.692	274.8	58:52.624
23	2	1:56.210	33.964	30.359	51.887	273.4	1:00:48.834
24	2	1:55.965	33.777	30.426	51.762	272.7	1:02:44.799
25	2	1:56.667	33.947	30.391	52.329	277.6	1:04:41.466
26	2	1:56.409	34.166	30.394	51.849	274.8	1:06:37.875
27	2	1:56.657	34.100	30.489	52.068	274.1	1:08:34.532
28	2	1:56.088	33.953	30.373	51.762	274.8	1:10:30.620
29	2	1:56.468	33.971	30.519	51.978	273.4	1:12:27.088
30	2	1:56.780	33.989	30.553	52.238	275.5	1:14:23.868
31	2	1:57.689	34.930	30.529	52.230	273.4	1:16:21.557
32	2	1:56.848	34.194	30.537	52.117	273.4	1:18:18.405
33	2	1:59.185	36.192	30.652	52.341	275.5	1:20:17.590
34	2	1:57.165	34.089	30.564	52.512	273.4	1:22:14.755
35	2	1:57.471	34.021	30.569	52.881	274.8	1:24:12.226
36	2	1:59.470	35.962	30.467	53.041	274.8	1:26:11.696
37	2	1:57.057	34.094	30.526	52.437	274.8	1:28:08.753
38	2	1:57.149	34.351	30.514	52.284	272.7	1:30:05.902
39	2	1:57.692	34.481	30.489	52.722	274.1	1:32:03.594
40	2	1:56.978	34.314	30.487	52.177	273.4	1:34:00.572

24	Steller Motorsport	Audi R8 LMS					
1. Darren MALKIN							
2. Kiern JEWISS							
1	1	2:15.246	46.501	32.216	56.529	272.0	2:15.246
2	1	2:01.566	35.598	31.146	54.822	272.0	4:16.812
3	1	1:59.706	35.354	30.797	53.555	274.8	6:16.518
4	1	2:00.609	35.161	30.503	54.945	278.4	8:17.127
5	1	1:59.935	35.034	30.729	54.172	272.7	10:17.062
6	1	1:59.271	35.093	30.706	53.472	276.2	12:16.333
7	1	2:18.731	35.244	30.750	1:12.737	276.2	14:35.064
8	1	2:30.249	1:04.295	30.849	55.105	267.3	17:05.313
9	1	1:58.022	34.265	30.771	52.986	272.7	19:03.335
10	1	1:58.864	34.682	30.813	53.369	273.4	21:02.199
11	1	1:59.304	35.051	30.802	53.451	274.8	23:01.503
12	1	1:59.058	35.088	30.604	53.366	277.6	25:00.561
13	1	1:58.112	34.505	30.651	52.956	273.4	26:58.673
14	1	1:57.792	34.275	30.896	52.621	270.0	28:56.465
15	1	1:59.622	34.466	31.061	54.095	270.0	30:56.087
16	1	1:58.620	34.836	30.924	52.860	270.7	32:54.707
17	1	1:58.752	34.815	30.791	53.146	272.7	34:53.459
18	1	1:58.880	34.795	31.050	53.035	273.4	36:52.339
19	1	2:20.441	34.752	30.745	1:14.944	271.4	39:12.780
20	1	3:26.557	1:10.959	1:20.581	55.017	178.8	42:39.337
21	1	1:59.902	34.897	31.989	53.016	272.0	44:39.239
22	1	2:08.515 B	35.060	30.945	1:02.510	274.1	46:47.754
23	2	4:40.957 B	3:09.580	31.992	59.385	268.0	51:28.711
24	2	2:13.252	50.432	30.980	51.840	268.7	53:41.963
25	2	1:56.422	34.298	30.676	51.448	270.0	55:38.385
26	2	1:57.363	34.079	30.661	52.623	269.3	57:35.748
27	2	1:57.040	34.199	30.711	52.130	270.7	59:32.788
28	2	1:56.207	33.843	30.702	51.662	270.0	1:01:28.995
29	2	1:57.160	33.917	30.719	52.524	269.3	1:03:26.155
30	2	1:57.691	33.936	30.626	53.129	274.1	1:05:23.846
31	2	1:57.493	34.701	30.752	52.040	271.4	1:07:21.339
32	2	1:57.709	34.902	30.768	52.039	270.0	1:09:19.048
33	2	1:57.030	33.783	30.802	52.445	268.7	1:11:16.078
34	2	1:56.592	34.119	30.695	51.778	272.0	1:13:12.670
35	2	1:57.772	34.499	30.710	52.563	270.7	1:15:10.442
36	2	1:56.922	34.056	30.729	52.137	271.4	1:17:07.364
37	2	1:57.202	34.284	30.831	52.087	270.0	1:19:04.566
38	2	1:57.014	34.347	30.699	51.968	271.4	1:21:01.580
39	2	1:57.285	34.043	30.715	52.527	270.0	1:22:58.865
40	2	1:57.032	34.167	30.747	52.118	271.4	1:24:55.897
41	2	1:56.702	34.159	30.690	51.853	271.4	1:26:52.599

LE MANS CUP



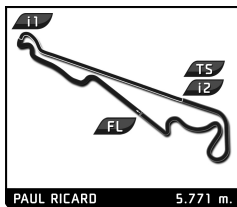
Michelin Le Mans Cup Le Castellet Round Race

Sector Analysis

Lap under Red Flag							Invalidated Lap		Personal Best		Session Best		B Crossing the pit lane		
Lap	D	Time	Sector 1	Sector 2	Sector 3	T. Spd	Elapsed	Lap	D	Time	Sector 1	Sector 2	Sector 3	T. Spd	Elapsed
42	2	1:58.196	35.349	30.674	52.173	270.0	1:28:50.795	38	2	1:54.373	34.017	29.697	50.659	279.8	1:20:13.336
43	2	1:58.527	35.034	31.199	52.294	272.0	1:30:49.322	39	2	1:53.762	33.375	29.509	50.878	278.4	1:22:07.098
44	2	1:57.197	34.273	30.731	52.193	271.4	1:32:46.519	40	2	1:53.599	33.496	29.460	50.643	279.8	1:24:00.697
45	2	1:56.805	34.127	30.677	52.001	270.0	1:34:43.324	41	2	1:54.142	33.925	29.777	50.440	279.8	1:25:54.839
46	2	1:57.060	34.143	30.683	52.234	270.7	1:36:40.384	42	2	1:53.816	33.765	29.509	50.542	279.8	1:27:48.655
47	2	1:56.848	34.135	30.667	52.046	270.0	1:38:37.232	43	2	1:53.445	33.471	29.490	50.484	280.5	1:29:42.100
48	2	1:57.694	34.944	30.694	52.056	271.4	1:40:34.926	44	2	1:54.173	33.562	29.463	51.148	282.0	1:31:36.273
49	2	1:56.863	34.115	30.696	52.052	270.0	1:42:31.789	45	2	1:54.090	33.557	29.602	50.931	280.5	1:33:30.363
50	2	1:56.810	34.093	30.787	51.930	270.0	1:44:28.599	46	2	1:55.993	34.869	30.022	51.102	282.7	1:35:26.356
51	2	1:56.339	33.912	30.605	51.822	270.0	1:46:24.938	47	2	1:53.517	33.599	29.436	50.482	281.2	1:37:19.873
52	2	1:56.766	33.946	30.595	52.225	270.7	1:48:21.704	48	2	1:56.460	33.745	29.565	53.150	282.7	1:39:16.333
53	2	1:56.818	34.104	30.771	51.943	270.0	1:50:18.522	49	2	1:55.456	34.561	29.607	51.288	284.2	1:41:11.789
54	2	1:58.644	35.735	30.672	52.237	270.7	1:52:17.166	50	2	1:54.727	33.830	29.513	51.384	282.0	1:43:06.516
26 Bretton Racing Ligier JS P320 - Nissan							27 P4 Racing Ligier JS P320 - Nissan								
1. Ben STONE LMP3							1. Andrew FERGUSON LMP3								
2. Dan SKOCDOPOLE							2. Louis HAMILTON-SMITH								
1	1	2:05.427	38.749	32.132	54.546	262.8	2:05.427	1	1	2:10.750	44.814	30.920	55.016	279.8	2:10.750
2	1	1:57.103	35.524	29.826	51.753	278.4	4:02.530	2	1	1:59.141	35.501	30.451	53.189	270.0	4:09.891
3	1	1:54.944	33.926	29.572	51.446	280.5	5:57.474	3	1	1:58.305	34.796	30.596	52.913	273.4	6:08.196
4	1	1:55.604	34.143	29.721	51.740	278.4	7:53.078	4	1	1:58.049	34.957	30.339	52.753	271.4	8:06.245
5	1	1:55.935	34.047	30.101	51.787	275.5	9:49.013	5	1	1:57.810	34.612	30.256	52.942	270.7	10:04.055
6	1	1:54.829	33.716	29.449	51.664	282.0	11:43.842	6	1	1:57.275	34.403	30.168	52.704	272.7	12:01.330
7	1	1:56.761	34.843	29.858	52.060	282.7	13:40.603	7	1	2:04.473	34.719	30.266	59.488	270.7	14:05.803
8	1	2:50.115	52.035	1:05.195	52.885	242.7	16:30.718	8	1	2:40.486	1:10.430	37.258	52.798	269.3	16:46.289
9	1	1:53.980	33.651	29.547	50.782	282.7	18:24.698	9	1	1:57.761	34.679	30.410	52.672	272.0	18:44.050
10	1	1:54.262	33.547	29.609	51.106	279.8	20:18.960	10	1	1:57.880	34.505	30.249	53.126	272.7	20:41.930
11	1	1:56.169	35.093	29.631	51.445	279.1	22:15.129	11	1	1:57.503	34.496	30.187	52.820	271.4	22:39.433
12	1	1:54.806	33.983	29.551	51.272	280.5	24:09.935	12	1	1:57.117	34.714	30.224	52.179	272.7	24:36.550
13	1	1:54.270	33.798	29.473	50.999	281.2	26:04.205	13	1	1:59.176	34.645	30.462	54.069	273.4	26:35.726
14	1	1:53.609	33.520	29.525	50.564	279.1	27:57.814	14	1	1:58.161	35.048	30.355	52.758	272.7	28:33.887
15	1	1:54.023	33.730	29.602	50.691	279.8	29:51.837	15	1	1:57.977	34.706	30.316	52.955	271.4	30:31.864
16	1	1:54.349	33.650	29.577	51.122	278.4	31:46.186	16	1	1:58.369	34.823	30.438	53.108	273.4	32:30.233
17	1	1:54.228	33.504	29.614	51.110	278.4	33:40.414	17	1	1:58.050	34.723	30.371	52.956	272.7	34:28.283
18	1	1:54.547	33.857	29.476	51.214	283.5	35:34.961	18	1	1:57.958	34.490	30.446	53.022	272.0	36:26.241
19	1	2:16.364	53.785	30.449	52.130	275.5	37:51.325	19	1	1:58.187	34.674	30.114	53.399	274.1	38:24.428
20	1	3:41.653	34.296	1:22.386	1:44.971		41:32.978	20	1	3:51.152	1:08.204	1:22.098	1:20.850		42:15.580
21	1	2:04.089	39.935	32.119	52.035	270.7	43:37.067	21	1	1:57.121	34.309	30.344	52.468	270.0	44:12.701
22	1	1:56.816	34.254	29.978	52.584	274.8	45:33.883	22	1	1:57.281	34.537	30.329	52.415	269.3	46:09.982
23	1	1:57.340	34.504	29.964	52.872	275.5	47:31.223	23	1	1:57.913	34.605	30.433	52.875	271.4	48:07.895
24	1	2:04.857 B	34.968	30.027	59.862	274.8	49:36.080	24	1	2:04.424 B	34.491	30.220	59.713	272.0	50:12.319
25	2	4:41.504	3:20.093	30.025	51.386	275.5	54:17.584	25	2	4:34.307	3:12.473	30.555	51.279	268.7	54:46.626
26	2	1:54.834	34.286	29.694	50.854	276.9	56:12.418	26	2	1:54.089	33.653	30.069	50.367	273.4	56:40.715
27	2	1:55.767	33.531	29.961	52.275	274.8	58:08.185	27	2	1:53.218	33.186	29.904	50.128	274.1	58:33.933
28	2	1:54.612	33.959	29.767	50.886	276.2	1:00:02.797	28	2	1:53.477	32.955	29.672	50.850	278.4	1:00:27.410
29	2	1:54.445	33.390	29.664	51.391	276.2	1:01:57.242	29	2	1:52.908	33.007	29.930	49.971	271.4	1:02:20.318
30	2	1:54.174	33.444	29.877	50.853	276.9	1:03:51.416	30	2	1:54.560	33.096	29.912	51.552	272.7	1:04:14.878
31	2	1:56.320	33.734	30.723	51.863	265.4	1:05:47.736	31	2	1:53.642	33.395	29.838	50.409	275.5	1:06:08.520
32	2	1:54.561	33.782	29.704	51.075	277.6	1:07:42.297	32	2	1:54.652	33.666	29.822	51.164	279.8	1:08:03.172
33	2	1:53.972	33.407	29.642	50.923	278.4	1:09:36.269	33	2	1:53.847	33.361	29.920	50.566	275.5	1:09:57.019
34	2	1:54.535	33.487	29.608	51.440	276.9	1:11:30.804								
35	2	1:54.591	33.565	29.631	51.395	279.8	1:13:25.395								
36	2	2:01.558 B	33.752	29.805	58.001	278.4	1:15:26.953								
37	2	2:52.010	1:31.508	29.772	50.730	277.6	1:18:18.963								



LE MANS CUP



Michelin Le Mans Cup Le Castellet Round Race

PAUL RICARD 5.771 m. Sector Analysis

Lap under Red Flag Invalidated Lap Personal Best Session Best Crossing the pit lane

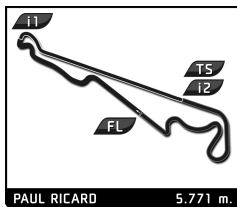
Lap	D	Time	Sector 1	Sector 2	Sector 3	T. Spd	Elapsed	Lap	D	Time	Sector 1	Sector 2	Sector 3	T. Spd	Elapsed
34	2	1:57.814	33.900	29.892	54.022	277.6	1:11:54.833	29	2	1:51.038	32.657	29.485	48.896	278.4	1:01:17.867
35	2	1:55.857	35.060	30.106	50.691	274.1	1:13:50.690	30	2	1:51.541	32.756	29.456	49.329	278.4	1:03:09.408
36	2	1:55.106	33.607	30.057	51.442	266.0	1:15:45.796	31	2	1:51.697	32.754	29.496	49.447	278.4	1:05:01.105
37	2	1:53.681	33.390	29.831	50.460	276.2	1:17:39.477	32	2	1:52.346	32.957	29.382	50.007	280.5	1:06:53.451
38	2	1:54.911	33.501	30.295	51.115	274.1	1:19:34.388	33	2	1:53.290	34.079	29.606	49.605	276.9	1:08:46.741
39	2	1:54.234	33.615	29.975	50.644	274.1	1:21:28.622	34	2	1:52.156	33.028	29.494	49.634	277.6	1:10:38.897
40	2	1:54.270	33.518	29.976	50.776	274.1	1:23:22.892	35	2	1:52.558	33.013	29.519	50.026	278.4	1:12:31.455
41	2	1:54.372	33.557	30.039	50.776	274.1	1:25:17.264	36	2	1:52.848	33.219	29.565	50.064	279.1	1:14:24.303
42	2	1:54.332	33.392	30.037	50.903	274.1	1:27:11.596	37	2	1:52.582	33.491	29.594	50.498	277.6	1:16:17.886
43	2	1:54.074	33.466	29.989	50.619	273.4	1:29:05.670	38	2	1:53.262	33.158	29.605	50.499	278.4	1:18:11.148
44	2	1:54.817	33.538	29.963	51.316	274.8	1:31:00.487	39	2	1:52.390	32.985	29.665	49.740	277.6	1:20:03.538
45	2	1:54.210	33.759	29.909	50.542	275.5	1:32:54.697	40	2	1:52.183	33.087	29.608	49.488	276.9	1:21:55.721
46	2	1:54.393	33.546	29.880	50.967	274.1	1:34:49.090	41	2	1:52.219	33.010	29.622	49.587	278.4	1:23:47.940
47	2	1:54.134	33.653	30.049	50.432	273.4	1:36:43.224	42	2	1:52.816	33.440	29.965	49.411	279.8	1:25:40.756
48	2	1:54.430	33.456	29.799	51.175	276.2	1:38:37.654	43	2	1:51.771	32.966	29.557	49.248	279.1	1:27:32.527
49	2	1:54.531	33.553	30.255	50.723	272.7	1:40:32.185	44	2	1:52.764	33.072	29.468	50.224	279.8	1:29:25.291
50	2	1:54.386	33.698	29.996	50.692	272.7	1:42:26.571	45	2	1:52.000	32.967	29.553	49.480	277.6	1:31:17.291
51	2	1:54.629	33.562	30.109	50.958	272.0	1:44:21.200	46	2	1:51.872	32.989	29.469	49.414	277.6	1:33:09.163
52	2	1:54.829	34.130	29.864	50.835	274.1	1:46:16.029	47	2	1:52.247	33.028	29.602	49.617	276.9	1:35:01.410
53	2	1:54.116	33.704	29.986	50.426	273.4	1:48:10.145	48	2	1:52.264	33.042	29.560	49.662	277.6	1:36:53.674
54	2	1:54.020	33.546	29.927	50.547	273.4	1:50:04.165	49	2	1:51.717	32.891	29.523	49.303	277.6	1:38:45.391
55	2	1:54.068	33.442	29.861	50.765	274.8	1:51:58.233	50	2	1:51.747	32.827	29.436	49.484	278.4	1:40:37.138

29		MV2S Racing		Ligier JS P320 - Nissan			
		1.Christophe CRESPIER		LMP3			
		2.Maximus MAYER					
1	1	2:07.991	42.240	30.955	54.796	276.9	2:07.991
2	1	1:59.063	35.329	29.908	53.826	279.8	4:07.054
3	1	1:59.356	34.836	29.744	54.776	278.4	6:06.410
4	1	1:55.926	34.609	29.649	51.668	279.1	8:02.336
5	1	1:55.406	34.727	29.574	51.105	282.0	9:57.742
6	1	1:54.539	33.990	29.429	51.120	281.2	11:52.281
7	1	1:56.479	34.466	29.726	52.287	280.5	13:48.760
8	1	2:44.442	58.252	53.989	52.201	261.5	16:33.202
9	1	1:55.579	33.942	30.387	51.250	277.6	18:28.781
10	1	1:55.807	33.838	29.665	52.304	278.4	20:24.588
11	1	1:55.476	34.247	29.684	51.545	278.4	22:20.064
12	1	1:55.955	34.313	29.723	51.919	277.6	24:16.019
13	1	1:54.750	34.171	29.610	50.969	279.8	26:10.769
14	1	1:54.540	33.900	29.577	51.063	279.1	28:05.309
15	1	1:54.590	34.025	29.480	51.085	279.8	29:59.899
16	1	1:55.869	34.300	30.010	51.559	278.4	31:55.768
17	1	1:55.142	34.055	29.496	51.591	281.2	33:50.910
18	1	1:54.548	33.697	29.734	51.117	278.4	35:45.458
19	1	1:55.993	34.508	29.814	51.671	277.6	37:41.451
20	1	3:35.388	34.669	1:15.308	1:45.411		41:16.839
21	1	2:12.738	50.260	30.390	52.088	275.5	43:29.577
22	1	1:55.018	33.989	29.866	51.163	275.5	45:24.595
23	1	1:54.594	33.833	29.699	51.062	277.6	47:19.189
24	1	4:15.930 B	33.839	29.649	3:12.442	277.6	51:35.119
25	2	2:15.238	54.343	30.098	50.797	274.1	53:50.357
26	2	1:52.797	33.321	29.592	49.884	276.9	55:43.154
27	2	1:51.992	33.108	29.390	49.494	280.5	57:35.146
28	2	1:51.683	32.816	29.489	49.378	276.9	59:26.829

34		Inter Europol Competition		Ligier JS P320 - Nissan			
		1.Alexander BUKHANTSOV		LMP3			
		2.Rik KOEN					
1	1	1:59.572	38.749	30.115	50.708	271.4	1:59.572
2	1	1:54.081	33.559	29.830	50.692	269.3	3:53.653
3	1	1:54.092	33.858	29.931	50.303	272.7	5:47.745
4	1	1:54.380	33.765	29.984	50.631	266.7	7:42.125
5	1	1:53.828	33.633	29.893	50.302	272.7	9:35.953
6	1	1:54.022	33.616	29.924	50.482	272.0	11:29.975
7	1	1:57.642	33.607	31.469	52.566	275.5	13:27.617
8	1	2:52.222	35.962	1:21.054	55.206		16:19.839
9	1	1:54.132	33.693	29.807	50.632	273.4	18:13.971
10	1	1:53.775	33.577	29.917	50.281	273.4	20:07.746
11	1	1:53.566	33.536	29.895	50.135	273.4	22:01.312
12	1	1:53.873	33.665	29.861	50.347	274.8	23:55.185
13	1	1:53.743	33.431	29.917	50.395	272.7	25:48.928
14	1	1:53.588	33.314	29.838	50.436	272.7	27:42.516
15	1	1:53.918	33.489	29.884	50.545	273.4	29:36.434
16	1	1:54.149	33.916	30.071	50.162	273.4	31:30.583
17	1	1:54.483	33.964	30.003	50.516	273.4	33:25.066
18	1	1:54.377	33.411	29.903	51.063	274.1	35:19.443
19	1	1:56.016	34.338	29.910	51.768	274.8	37:15.459
20	1	2:34.406	33.448	29.646	1:31.312	274.1	39:49.865
21	1	2:55.901	1:09.507	55.812	50.582	255.9	42:45.766
22	1	1:55.867	34.427	30.365	51.075	274.8	44:41.633



LE MANS CUP



Michelin Le Mans Cup Le Castellet Round Race

PAUL RICARD 5.771 m. Sector Analysis

Lap under Red Flag Invalidated Lap Personal Best Session Best B Crossing the pit lane

Lap	D	Time	Sector 1	Sector 2	Sector 3	T. Spd	Elapsed	Lap	D	Time	Sector 1	Sector 2	Sector 3	T. Spd	Elapsed
23	1	1:53.879	33.430	29.896	50.553	273.4	46:35.512	17	1	1:54.106	33.668	29.407	51.031	282.0	34:14.365
24	1	4:16.230 B	33.824	29.823	3:12.583	272.0	50:51.742	18	1	1:53.961	33.477	29.560	50.924	284.2	36:08.326
25	2	2:13.411	52.186	30.306	50.919	272.0	53:05.153	19	1	1:56.312	33.802	31.251	51.259	279.8	38:04.638
26	2	1:53.000	33.440	29.652	49.908	274.1	54:58.153	20	1	3:43.397	42.755	1:21.696	1:38.946		41:48.035
27	2	1:53.002	32.852	29.569	50.581	275.5	56:51.155	21	1	1:56.087	34.835	29.813	51.439	279.1	43:44.122
28	2	1:51.728	32.778	29.517	49.433	274.1	58:42.883	22	1	1:55.308	34.028	29.662	51.618	280.5	45:39.430
29	2	1:52.075	32.554	29.499	50.022	276.9	1:00:34.958	23	1	1:55.589	34.433	29.579	51.577	282.0	47:35.019
30	2	1:52.027	32.888	29.587	49.552	277.6	1:02:26.985	24	1	2:03.744 B	34.003	29.332	1:00.409	284.2	49:38.763
31	2	1:52.340	32.854	29.532	49.954	276.9	1:04:19.325	25	2	4:29.585	3:08.926	29.864	50.795	278.4	54:08.348
32	2	1:52.435	32.967	29.530	49.938	275.5	1:06:11.760	26	2	1:53.285	33.297	29.886	50.102	282.7	56:01.633
33	2	1:53.020	33.191	29.394	50.435	281.2	1:08:04.780	27	2	1:51.929	33.049	29.263	49.617	282.7	57:53.562
34	2	1:54.044	33.362	29.990	50.692	274.8	1:09:58.824	28	2	1:51.675	32.987	29.217	49.471	284.2	59:45.237
35	2	1:53.051	32.947	29.364	50.740	279.8	1:11:51.875	29	2	1:52.038	32.869	29.129	50.040	285.7	1:01:37.275
36	2	1:53.762	33.764	29.639	50.359	280.5	1:13:45.637	30	2	1:52.610	33.011	29.199	50.400	285.0	1:03:29.885
37	2	1:52.648	33.104	29.573	49.971	276.2	1:15:38.285	31	2	1:51.979	32.838	29.194	49.947	287.2	1:05:21.864
38	2	1:52.491	32.926	29.577	49.988	275.5	1:17:30.776	32	2	1:52.038	33.044	29.339	49.655	282.7	1:07:13.902
39	2	1:52.663	32.971	29.585	50.107	274.8	1:19:23.439	33	2	1:51.859	32.888	29.270	49.701	282.7	1:09:05.761
40	2	1:52.092	32.857	29.569	49.666	275.5	1:21:15.531	34	2	1:52.113	32.912	29.217	49.984	285.0	1:10:57.874
41	2	1:52.034	32.722	29.663	49.649	274.1	1:23:07.565	35	2	1:52.998	33.159	29.338	50.501	282.7	1:12:50.872
42	2	1:52.783	33.130	29.697	49.956	274.1	1:25:00.348	36	2	1:53.848	34.279	29.430	50.139	285.0	1:14:44.720
43	2	1:53.049	32.984	29.606	50.459	276.2	1:26:53.397	37	2	1:53.440	33.193	29.226	51.021	285.7	1:16:38.160
44	2	1:52.750	33.124	29.644	49.982	274.1	1:28:46.147	38	2	1:53.390	33.172	29.380	50.838	283.5	1:18:31.550
45	2	1:52.287	32.880	29.614	49.793	274.1	1:30:38.434	39	2	1:55.890	34.663	30.514	50.713	281.2	1:20:27.440
46	2	1:52.930	33.009	29.693	50.228	275.5	1:32:31.364	40	2	1:53.588	33.866	29.549	50.173	282.7	1:22:21.028
47	2	1:53.272	33.085	29.580	50.607	274.8	1:34:24.636	41	2	1:52.566	33.141	29.392	50.033	282.7	1:24:13.594
48	2	1:53.854	33.914	29.635	50.305	274.1	1:36:18.490	42	2	1:53.430	33.555	29.450	50.425	284.2	1:26:07.024
49	2	1:53.004	33.272	29.659	50.073	274.1	1:38:11.494	43	2	1:52.256	33.096	29.319	49.841	282.0	1:27:59.280
50	2	1:52.953	33.136	29.555	50.262	274.1	1:40:04.447	44	2	1:52.646	32.958	29.318	50.370	282.0	1:29:51.926
51	2	1:53.957	33.285	29.478	51.194	277.6	1:41:58.404	45	2	1:53.769	34.422	29.481	49.866	281.2	1:31:45.695
52	2	1:53.275	33.036	29.466	50.773	275.5	1:43:51.679	46	2	1:52.393	33.016	29.450	49.927	280.5	1:33:38.088
53	2	1:54.801	33.748	29.441	51.612	282.0	1:45:46.480	47	2	1:53.411	33.881	29.494	50.036	280.5	1:35:31.499
54	2	1:52.952	33.143	29.710	50.099	274.1	1:47:39.432	48	2	1:53.008	33.183	29.359	50.466	280.5	1:37:24.507
55	2	1:52.437	33.064	29.653	49.720	274.8	1:49:31.869	49	2	1:52.453	33.064	29.460	49.929	282.7	1:39:16.960
56	2	1:52.815	33.106	29.513	50.196	274.8	1:51:24.684	50	2	1:53.034	33.572	29.331	50.131	282.0	1:41:09.994

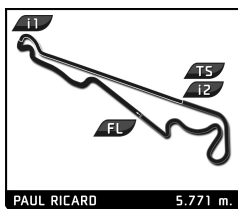
42 **Steller Motorsport**
1. Sylvain GUINTOLI
2. Sennan FIELDING
Duqueine M30 - D08 - Nissan
LMP3

1	1	2:17.931	53.987	30.128	53.816	282.0	2:17.931
2	1	2:01.128	36.203	29.816	55.109	282.7	4:19.059
3	1	2:00.084	35.696	29.776	54.612	288.0	6:19.143
4	1	1:58.650	35.110	29.810	53.730	287.2	8:17.793
5	1	1:58.407	35.338	29.499	53.570	282.0	10:16.200
6	1	1:57.548	34.766	29.718	53.064	284.2	12:13.748
7	1	2:12.611	35.823	30.096	1:06.692	283.5	14:26.359
8	1	2:29.629	1:07.713	29.809	52.107	282.0	16:55.988
9	1	1:55.051	33.844	29.595	51.612	279.8	18:51.039
10	1	1:55.794	34.664	29.649	51.481	282.7	20:46.833
11	1	1:54.807	34.022	29.537	51.248	282.0	22:41.640
12	1	1:55.370	34.094	29.486	51.790	283.5	24:37.010
13	1	1:55.798	34.579	29.754	51.465	282.7	26:32.808
14	1	1:55.386	34.601	29.510	51.275	281.2	28:28.194
15	1	1:56.939	33.898	29.462	53.579	282.0	30:25.133
16	1	1:55.126	33.937	29.434	51.755	288.8	32:20.259

43 **Inter Europol Competition**
1. Timothy CRESWICK
2. Sebastian GRAVLUND
Ligier JS P320 - Nissan
LMP3

1	1	2:09.574	45.214	30.561	53.799	279.1	2:09.574
2	1	1:58.667	35.853	29.988	52.826	275.5	4:08.241
3	1	1:58.271	35.233	30.028	53.010	274.8	6:06.512
4	1	1:56.966	34.981	30.262	51.723	272.0	8:03.478
5	1	1:55.570	33.945	29.869	51.756	274.8	9:59.048
6	1	1:55.156	33.888	29.939	51.329	272.7	11:54.204
7	1	1:55.335	33.648	29.985	51.702	272.7	13:49.539
8	1	2:44.739	58.768	52.827	53.144	262.1	16:34.278
9	1	1:56.317	34.892	29.941	51.484	275.5	18:30.595
10	1	1:55.302	33.749	30.074	51.479	274.8	20:25.897

LE MANS CUP



Michelin Le Mans Cup Le Castellet Round Race

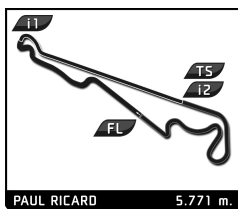
PAUL RICARD 5.771 m. Sector Analysis

Lap under Red Flag Invalidated Lap Personal Best Session Best B Crossing the pit lane

Lap	D	Time	Sector 1	Sector 2	Sector 3	T. Spd	Elapsed	Lap	D	Time	Sector 1	Sector 2	Sector 3	T. Spd	Elapsed
11	1	1:55.146	34.081	29.839	51.226	276.2	22:21.043	6	1	1:52.394	33.192	29.484	49.718	278.4	11:21.495
12	1	1:55.723	34.249	29.908	51.566	273.4	24:16.766	7	1	1:52.608	33.469	29.538	49.601	278.4	13:14.103
13	1	1:54.888	34.317	29.824	50.747	274.8	26:11.654	8	1	2:55.950	33.077	1:17.039	1:05.834		16:10.053
14	1	1:55.571	34.218	29.923	51.430	276.2	28:07.225	9	1	1:52.447	33.226	29.472	49.749	279.1	18:02.500
15	1	1:56.006	33.796	30.068	52.142	274.8	30:03.231	10	1	1:52.496	33.201	29.460	49.835	280.5	19:54.996
16	1	1:55.923	34.409	29.719	51.795	279.1	31:59.154	11	1	1:52.452	33.196	29.436	49.820	279.8	21:47.448
17	1	1:56.854	34.590	29.922	52.342	280.5	33:56.008	12	1	1:52.548	33.292	29.453	49.803	279.8	23:39.996
18	1	1:55.436	34.324	29.927	51.185	272.0	35:51.444	13	1	1:52.811	33.171	29.437	50.203	280.5	25:32.807
19	1	1:54.961	34.389	29.751	50.821	273.4	37:46.405	14	1	1:53.446	33.327	29.364	50.755	281.2	27:26.253
20	1	3:39.626	34.080	1:20.783	1:44.763		41:26.031	15	1	1:51.968	33.042	29.453	49.473	279.1	29:18.221
21	1	2:07.643	44.817	30.060	52.766	275.5	43:33.674	16	1	1:52.070	33.144	29.481	49.445	279.1	31:10.291
22	1	1:56.650	34.431	29.796	52.423	278.4	45:30.324	17	1	1:52.061	33.002	29.534	49.525	279.1	33:02.352
23	1	1:54.390	34.112	29.725	50.553	273.4	47:24.714	18	1	1:53.072	33.134	29.502	50.436	282.0	34:55.424
24	1	1:54.351	33.501	29.626	51.224	274.1	49:19.065	19	1	1:53.350	33.307	30.041	50.002	279.8	36:48.774
25	1	4:29.775 B	34.075	29.865	3:25.835	272.0	53:48.840	20	1	2:04.173	33.059	29.418	1:01.696	279.1	38:52.947
26	2	2:14.222	52.396	30.692	51.134	272.0	56:03.062	21	1	3:35.361	1:09.932	1:21.855	1:03.574		42:28.308
27	2	1:54.369	33.790	30.044	50.535	272.7	57:57.431	22	1	1:53.132	33.304	29.611	50.217	276.2	44:21.440
28	2	1:52.984	33.183	29.811	49.990	272.0	59:50.415	23	1	1:52.848	33.243	29.522	50.083	277.6	46:14.288
29	2	1:53.057	33.227	29.851	49.979	270.7	1:01:43.472	24	1	1:52.718	33.232	29.430	50.056	279.1	48:07.006
30	2	1:52.946	32.915	29.983	50.048	270.7	1:03:36.418	25	1	1:52.451	33.146	29.405	49.900	279.1	49:59.457
31	2	1:52.948	32.843	29.982	50.123	271.4	1:05:29.366	26	1	4:15.319 B	33.641	29.415	3:12.263	277.6	54:14.776
32	2	1:52.886	33.083	29.826	49.977	272.0	1:07:22.252	27	2	2:10.143	50.007	29.942	50.194	275.5	56:24.919
33	2	1:54.846	34.557	29.918	50.371	272.0	1:09:17.098	28	2	1:53.295	33.316	30.025	49.954	272.0	58:18.214
34	2	1:53.785	33.870	29.878	50.037	274.1	1:11:10.883	29	2	1:51.598	32.773	29.619	49.206	277.6	1:00:09.812
35	2	1:52.788	33.062	29.772	49.954	272.7	1:13:03.671	30	2	1:51.453	32.658	29.370	49.425	278.4	1:02:01.265
36	2	1:54.079	33.902	29.815	50.362	272.0	1:14:57.750	31	2	1:51.978	32.744	29.623	49.611	277.6	1:03:53.243
37	2	1:53.145	33.196	29.782	50.167	272.7	1:16:50.895	32	2	1:51.765	32.837	29.586	49.342	277.6	1:05:45.008
38	2	1:53.268	33.293	30.058	49.917	272.0	1:18:44.163	33	2	1:54.258	33.923	29.620	50.715	276.9	1:07:39.266
39	2	1:53.282	33.463	29.777	50.042	273.4	1:20:37.445	34	2	1:52.761	33.161	29.652	49.948	278.4	1:09:32.027
40	2	1:54.608	33.594	29.736	51.278	274.1	1:22:32.053	35	2	1:52.237	33.123	29.562	49.552	278.4	1:11:24.264
41	2	1:54.662	33.585	29.869	51.208	274.8	1:24:26.715	36	2	1:52.037	32.939	29.551	49.547	278.4	1:13:16.301
42	2	1:55.984	34.246	29.645	52.093	276.9	1:26:22.699	37	2	1:52.324	33.001	29.419	49.904	281.2	1:15:08.625
43	2	1:53.880	33.718	29.880	50.282	273.4	1:28:16.579	38	2	1:53.441	33.297	29.472	50.672	281.2	1:17:02.066
44	2	1:53.616	33.498	29.700	50.418	274.8	1:30:10.195	39	2	1:52.252	33.015	29.682	49.555	277.6	1:18:54.318
45	2	1:57.902	35.826	29.753	52.323	278.4	1:32:08.097	40	2	1:52.243	33.132	29.535	49.576	278.4	1:20:46.561
46	2	1:55.351	35.434	29.856	50.061	273.4	1:34:03.448	41	2	1:51.801	32.831	29.525	49.445	277.6	1:22:38.362
47	2	1:52.911	33.189	29.709	50.013	274.1	1:35:56.359	42	2	1:52.214	32.961	29.553	49.700	278.4	1:24:30.576
48	2	1:52.829	33.106	29.690	50.033	272.0	1:37:49.188	43	2	1:53.619	33.537	29.697	50.385	279.1	1:26:24.195
49	2	1:52.920	33.213	29.831	49.876	272.0	1:39:42.108	44	2	1:53.460	33.743	29.814	49.903	280.5	1:28:17.655
50	2	1:53.966	33.261	29.982	50.723	272.0	1:41:36.074	45	2	1:52.896	33.140	29.450	50.306	282.0	1:30:10.551
51	2	1:53.827	33.542	29.829	50.456	274.1	1:43:29.901	46	2	1:54.672	35.018	29.603	50.051	283.5	1:32:05.223
52	2	1:52.941	33.423	29.747	49.771	272.7	1:45:22.842	47	2	1:52.343	33.328	29.479	49.536	279.8	1:33:57.566
53	2	1:52.684	33.066	29.844	49.774	272.7	1:47:15.526	48	2	1:51.824	32.936	29.537	49.351	277.6	1:35:49.390
54	2	1:52.393	33.062	29.808	49.523	272.0	1:49:07.919	49	2	1:52.279	32.996	29.566	49.717	279.1	1:37:41.669
55	2	1:52.437	32.873	29.657	49.907	272.7	1:51:00.356	50	2	1:52.750	33.171	29.469	50.110	281.2	1:39:34.419
56	2							51	2	1:52.700	33.406	29.647	49.647	277.6	1:41:27.119
								52	2	1:52.541	33.129	29.584	49.828	277.6	1:43:19.660
								53	2	1:53.168	33.175	29.561	50.432	276.9	1:45:12.828
								54	2	1:53.508	34.391	29.556	49.561	277.6	1:47:06.336
								55	2	1:52.950	33.251	29.490	50.209	281.2	1:48:59.286
								56	2	1:53.405	33.213	29.430	50.762	282.0	1:50:52.691

44	Team Virage	Ligier JS P320 - Nissan													
	1. Jamie FALVEY	LMP3													
	2. Mihnea STEFAN														
1	1	1:56.207	35.874	29.835	50.498	277.6	1:56.207								
2	1	1:53.452	33.343	29.598	50.511	276.9	3:49.659								
3	1	1:53.555	33.759	29.670	50.126	276.9	5:43.214								
4	1	1:53.134	33.383	29.674	50.077	277.6	7:36.348								
5	1	1:52.753	33.370	29.560	49.823	277.6	9:29.101								

LE MANS CUP

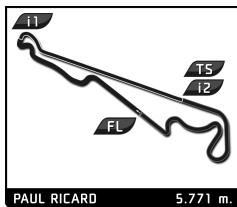


Michelin Le Mans Cup Le Castellet Round Race

Sector Analysis

Lap under Red Flag							Invalidated Lap	Personal Best	Session Best	B Crossing the pit lane							
Lap	D	Time	Sector 1	Sector 2	Sector 3	T. Spd	Elapsed	Lap	D	Time	Sector 1	Sector 2	Sector 3	T. Spd	Elapsed		
50	Reiter Engineering							Ligier JS P320 - Nissan									
	1.Horst FELBERMAYR							LMP3									
2.Miklas BORN																	
51	AF Corse							Ferrari 296 GT3									
	1.Matthew KURZEJEWSKI							GT3									
2.Alessandro BALZAN																	
1	1	2:03.844	40.658	30.046	53.140	283.5	2:03.844	51	2	1:53.861	34.605	29.409	49.847	282.0	1:42:06.965		
2	1	1:55.195	33.942	29.538	51.715	279.8	3:59.039	52	2	1:52.284	33.400	29.314	49.570	281.2	1:43:59.249		
3	1	1:55.350	34.025	29.712	51.613	277.6	5:54.389	53	2	1:52.897	33.592	29.217	50.088	284.2	1:45:52.146		
4	1	1:56.160	33.920	29.802	52.438	276.9	7:50.549	54	2	1:53.899	34.415	29.318	50.166	284.2	1:47:46.045		
5	1	1:54.814	33.907	29.484	51.423	279.1	9:45.363	55	2	1:52.232	33.470	29.213	49.549	282.7	1:49:38.277		
6	1	1:54.431	33.713	29.613	51.105	279.1	11:39.794	56	2	1:51.478	33.164	29.074	49.240	284.2	1:51:29.755		
7	1	1:54.684	33.604	29.891	51.189	279.1	13:34.478										
8	1	2:50.082	44.420	1:12.451	53.211	216.4	16:24.560										
9	1	1:54.478	33.941	29.469	51.068	281.2	18:19.038										
10	1	1:54.104	33.801	29.497	50.806	282.0	20:13.142										
11	1	1:54.090	33.903	29.401	50.786	281.2	22:07.232										
12	1	1:53.690	33.479	29.534	50.677	281.2	24:00.922										
13	1	1:53.802	33.439	29.364	50.999	281.2	25:54.724										
14	1	1:53.581	33.456	29.401	50.724	282.0	27:48.305										
15	1	1:53.242	33.374	29.368	50.500	281.2	29:41.547										
16	1	1:54.253	33.775	29.684	50.794	281.2	31:35.800										
17	1	1:55.395	34.304	29.850	51.241	282.0	33:31.195										
18	1	1:53.061	33.210	29.423	50.428	282.0	35:24.256										
19	1	1:54.280	33.634	29.338	51.308	283.5	37:18.536										
20	1	2:36.512	33.632	29.405	1:33.475	282.0	39:55.048										
21	1	2:52.648	1:09.793	51.390	51.465	266.0	42:47.696										
22	1	2:02.310	34.070	29.631	58.609	282.7	44:50.006										
23	1	1:54.655	34.177	29.281	51.197	285.0	46:44.661										
24	1	1:54.501	33.735	29.264	51.502	281.2	48:39.162										
25	1	2:01.071	B	33.599	29.387	58.085	279.8	50:40.233									
26	2	4:26.630	3:06.590	29.503	50.537	280.5	55:06.863										
27	2	1:52.274	33.532	29.385	49.357	280.5	56:59.137										
28	2	1:52.346	32.983	29.169	50.194	283.5	58:51.483										
29	2	1:52.240	33.189	29.199	49.852	282.0	1:00:43.723										
30	2	1:51.355	32.845	29.344	49.166	279.8	1:02:35.078										
31	2	1:51.457	32.787	29.326	49.344	279.8	1:04:26.535										
32	2	1:51.674	32.852	29.366	49.456	281.2	1:06:18.209										
33	2	1:52.268	33.443	29.388	49.437	280.5	1:08:10.477										
34	2	1:52.336	33.000	29.386	49.950	281.2	1:10:02.813										
35	2	1:52.662	33.537	29.335	49.790	280.5	1:11:55.475										
36	2	1:56.456	33.840	29.270	53.346	282.7	1:13:51.931										
37	2	1:53.110	33.745	29.204	50.161	284.2	1:15:45.041										
38	2	1:51.795	33.103	29.275	49.417	282.0	1:17:36.836										
39	2	1:52.342	33.129	29.220	49.993	285.0	1:19:29.178										
40	2	1:51.955	33.270	29.109	49.576	284.2	1:21:21.133										
41	2	1:52.826	33.415	29.370	50.041	282.7	1:23:13.959										
42	2	1:52.852	33.582	29.124	50.146	283.5	1:25:06.811										
43	2	1:52.632	33.624	29.218	49.790	283.5	1:26:59.443										
44	2	1:53.642	33.595	29.652	50.395	284.2	1:28:53.085										
45	2	1:53.009	33.911	29.360	49.738	282.0	1:30:46.094										
46	2	1:52.288	33.356	29.152	49.780	283.5	1:32:38.382										
47	2	1:53.109	33.956	29.306	49.847	282.7	1:34:31.491										
48	2	1:54.086	33.666	29.366	51.054	285.7	1:36:25.577										
49	2	1:52.677	33.319	29.049	50.309	286.5	1:38:18.254										
50	2	1:54.850	34.242	29.254	51.354	284.2	1:40:13.104										

LE MANS CUP



Michelin Le Mans Cup Le Castellet Round Race

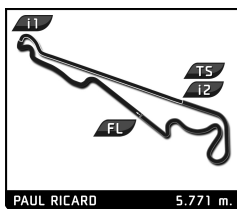
PAUL RICARD 5.771 m. Sector Analysis

Lap under Red Flag Invalidated Lap Personal Best Session Best Crossing the pit lane

Lap	D	Time	Sector 1	Sector 2	Sector 3	T. Spd	Elapsed	Lap	D	Time	Sector 1	Sector 2	Sector 3	T. Spd	Elapsed
45	2	1:55.949	33.780	30.514	51.655	271.4	1:33:23.571	41	2	1:52.371	32.860	29.782	49.729	272.7	1:25:21.292
46	2	1:55.764	33.647	30.467	51.650	270.7	1:35:19.335	42	2	1:52.472	32.984	29.849	49.639	274.8	1:27:13.764
47	2	1:55.707	33.661	30.475	51.571	271.4	1:37:15.042	43	2	1:52.790	33.088	29.836	49.866	275.5	1:29:06.554
48	2	1:56.255	33.909	30.480	51.866	274.1	1:39:11.297	44	2	1:53.026	33.299	29.608	50.119	277.6	1:30:59.580
49	2	1:58.175	34.087	30.526	53.562	270.0	1:41:09.472	45	2	1:53.411	33.326	29.977	50.108	271.4	1:32:52.991
50	2	1:59.395	35.164	30.680	53.551	273.4	1:43:08.867	46	2	1:52.286	33.010	29.744	49.532	273.4	1:34:45.277
51	2	1:56.615	33.998	30.533	52.084	270.0	1:45:05.482	47	2	1:52.622	32.990	29.720	49.912	275.5	1:36:37.899
52	2	1:57.703	34.984	30.638	52.081	272.0	1:47:03.185	48	2	1:53.009	33.012	29.820	50.177	273.4	1:38:30.908
53	2	1:57.366	34.482	30.405	52.479	271.4	1:49:00.551	49	2	1:52.881	33.202	29.857	49.822	272.7	1:40:23.789
54	2	1:57.797	34.522	30.568	52.707	270.7	1:50:58.348	50	2	1:52.337	33.015	29.780	49.542	273.4	1:42:16.126
58 GG Classics Ligier JS P320 - Nissan LMP3 1. George NAKAS 2. Fraser ROSS								51 2 1:52.374 32.973 29.762 49.639 274.8 1:44:08.500							
1	1	2:12.978	46.028	31.817	55.133	278.4	2:12.978	52	2	1:53.722	33.125	29.749	50.848	274.1	1:46:02.222
2	1	2:00.131	36.178	30.291	53.662	274.8	4:13.109	53	2	1:54.860	33.718	29.936	51.206	276.2	1:47:57.082
3	1	2:00.690	34.962	30.219	55.509	274.8	6:13.799	54	2	1:53.814	33.220	29.890	50.704	275.5	1:49:50.896
4	1	1:59.481	34.884	30.646	53.951	270.7	8:13.280	55	2	1:57.634	33.894	30.370	53.370	276.2	1:51:48.530
5	1	1:59.812	35.052	30.542	54.218	270.7	10:13.092	59 Team Virage Ligier JS P320 - Nissan LMP3 1. Oscar BITTAR 2. Ricardo GRACIA FILHO							
6	1	2:00.149	35.298	30.704	54.147	271.4	12:13.241	1	1	1:57.936	37.567	29.797	50.572	276.2	1:57.936
7	1	2:14.818	35.448	30.841	1:08.529	270.0	14:28.059	2	1	1:53.579	33.669	29.477	50.433	281.2	3:51.515
8	1	2:31.783	1:07.589	30.519	53.675	271.4	16:59.842	3	1	1:53.358	33.651	29.494	50.213	279.8	5:44.873
9	1	1:59.484	34.995	30.643	53.846	271.4	18:59.326	4	1	1:53.393	33.418	29.451	50.524	280.5	7:38.266
10	1	1:59.752	35.355	30.617	53.780	268.7	20:59.078	5	1	1:53.009	33.438	29.341	50.230	279.8	9:31.275
11	1	1:59.172	35.287	30.710	53.175	270.0	22:58.250	6	1	1:53.674	33.521	29.389	50.764	280.5	11:24.949
12	1	1:59.029	35.057	30.572	53.400	270.7	24:57.279	62 Bretton Racing Ligier JS P320 - Nissan LMP3 1. Romain IANNETTA 2. Szymon LADNIAK							
13	1	1:59.142	35.068	31.029	53.045	270.0	26:56.421	1	1	2:06.450	42.727	31.624	52.099	276.9	2:06.450
14	1	1:58.534	34.860	30.863	52.811	271.4	28:54.955	2	1	1:57.835	35.601	29.916	52.318	279.1	4:04.285
15	1	1:58.409	35.008	30.353	53.048	272.0	30:53.364	3	1	1:55.650	34.650	29.617	51.383	282.7	5:59.935
16	1	2:00.519	35.090	30.561	54.868	268.7	32:53.883	4	1	1:55.029	33.977	29.685	51.367	279.1	7:54.964
17	1	1:58.965	35.213	30.513	53.239	275.5	34:52.848	5	1	1:55.447	34.233	29.682	51.532	282.0	9:50.411
18	1	1:57.968	34.639	30.475	52.854	272.0	36:50.816	6	1	1:55.574	34.803	29.759	51.012	279.8	11:45.985
19	1	2:17.204	35.455	30.273	1:11.476	272.0	39:08.020	7	1	1:55.436	34.132	30.000	51.304	280.5	13:41.421
20	1	3:27.777	1:10.297	1:20.989	56.491	134.0	42:35.797	8	1	2:47.480	52.019	1:03.766	51.695	246.0	16:28.901
21	1	1:58.014	34.587	30.344	53.083	269.3	44:33.811	9	1	1:54.660	33.845	29.667	51.148	281.2	18:23.561
22	1	2:01.104	37.251	30.784	53.069	270.7	46:34.915	10	1	1:55.076	34.222	29.661	51.193	281.2	20:18.637
23	1	4:31.062	B 35.507	30.283	3:25.272	261.5	51:05.977	11	1	1:57.716	36.061	29.876	51.779	279.1	22:16.353
24	2	2:12.887	51.454	30.451	50.982	272.7	53:18.864	12	1	1:54.995	34.051	29.845	51.099	279.1	24:11.348
25	2	1:55.836	33.756	29.978	52.102	272.0	55:14.700	13	1	1:55.728	33.864	30.624	51.240	279.1	26:07.076
26	2	1:54.000	33.442	29.943	50.615	272.7	57:08.700	14	1	1:54.567	33.918	29.759	50.890	278.4	28:01.643
27	2	1:53.180	33.203	29.879	50.098	273.4	59:01.880	15	1	1:54.861	34.205	29.752	50.904	275.5	29:56.504
28	2	1:52.397	33.064	29.798	49.535	274.1	1:00:54.277	16	1	2:04.816	34.777	30.920	59.119	277.6	32:01.320
29	2	1:53.718	32.994	30.499	50.225	266.7	1:02:47.995	17	1	8:38.298	B 5:58.401	53.781	1:46.116		40:39.618
30	2	1:52.810	32.908	29.892	50.010	275.5	1:04:40.805	66 Rinaldi Racing Ligier JS P320 - Nissan LMP3 1. Steve PARROW 2. Daniel KEILWITZ							
31	2	1:53.432	33.009	29.842	50.581	274.8	1:06:34.237	1	1	2:11.424	45.415	31.877	54.132	275.5	2:11.424
32	2	1:53.219	33.662	29.993	49.564	272.0	1:08:27.456	2	1	1:59.422	35.803	30.592	53.027	274.8	4:10.846
33	2	1:52.399	32.792	29.798	49.809	274.1	1:10:19.855	3	1	1:57.762	35.038	30.012	52.712	278.4	6:08.608
34	2	1:52.099	32.854	29.850	49.395	274.1	1:12:11.954	4	1	1:58.836	35.122	30.213	53.501	277.6	8:07.444
35	2	1:52.349	32.962	29.867	49.520	275.5	1:14:04.303	5	1	2:23.313	34.545	29.993	1:18.775	276.9	10:30.757
36	2	1:53.776	33.237	29.635	50.904	278.4	1:15:58.079	6	1	1:59.395	36.298	30.167	52.930	275.5	12:30.152
37	2	1:52.602	32.747	29.757	50.098	276.9	1:17:50.681								
38	2	1:53.266	32.843	29.720	50.703	276.2	1:19:43.947								
39	2	1:52.490	33.070	29.777	49.643	273.4	1:21:36.437								
40	2	1:52.484	32.890	29.801	49.793	274.8	1:23:28.921								



LE MANS CUP



Michelin Le Mans Cup Le Castellet Round Race

Sector Analysis

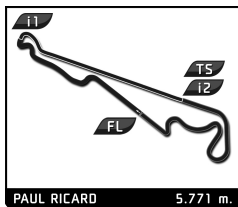
Lap under Red Flag														Invalidated Lap	Personal Best	Session Best	B Crossing the pit lane
Lap	D	Time	Sector 1	Sector 2	Sector 3	T. Spd	Elapsed	Lap	D	Time	Sector 1	Sector 2	Sector 3	T. Spd	Elapsed		
7	1	2:25.251	34.937	31.272	1:19.042	274.8	14:55.403	2	1	2:00.796	36.076	29.519	55.201	284.2	4:18.382		
8	1	2:16.939	53.883	30.592	52.464	273.4	17:12.342	3	1	1:59.602	36.057	29.601	53.944	281.2	6:17.984		
9	1	1:58.389	34.245	30.087	54.057	276.2	19:10.731	4	1	1:58.751	35.036	29.959	53.756	281.2	8:16.735		
10	1	1:57.868	34.483	30.375	53.010	279.1	21:08.599	5	1	1:59.359	34.842	29.694	54.823	281.2	10:16.094		
11	1	1:57.290	35.250	29.981	52.059	276.2	23:05.889	6	1	1:58.166	35.222	29.763	53.181	279.8	12:14.260		
12	1	1:56.549	34.317	29.988	52.244	278.4	25:02.438	7	1	2:08.179	34.878	30.085	1:03.216	276.2	14:22.439		
13	1	1:57.785	34.825	30.615	52.345	277.6	27:00.223	8	1	2:29.816	1:08.555	29.987	51.274	274.8	16:52.255		
14	1	1:58.329	35.912	29.805	52.612	280.5	28:58.552	9	1	1:54.153	33.664	29.811	50.678	276.2	18:46.408		
15	1	1:56.853	34.110	29.756	52.987	278.4	30:55.405	10	1	1:54.826	33.401	29.505	51.920	279.1	20:41.234		
16	1	1:57.185	33.998	29.885	53.302	277.6	32:52.590	11	1	1:53.601	33.689	29.441	50.471	282.0	22:34.835		
17	1	1:56.125	33.986	30.325	51.814	275.5	34:48.715	12	1	1:54.571	34.214	29.692	50.665	277.6	24:29.406		
18	1	1:55.346	33.764	29.897	51.685	276.9	36:44.061	13	1	1:53.454	33.317	29.635	50.502	276.2	26:22.860		
19	1	2:06.856	34.091	29.842	1:02.923	276.2	38:50.917	14	1	1:53.694	33.304	29.702	50.688	277.6	28:16.554		
20	1	3:38.223	1:10.436	1:21.872	1:05.915		42:29.140	15	1	1:54.260	33.481	29.713	51.066	276.2	30:10.814		
21	1	1:57.245	34.886	29.999	52.360	273.4	44:26.385	16	1	1:53.594	33.397	29.608	50.589	276.9	32:04.408		
22	1	1:57.035	35.044	29.976	52.015	276.2	46:23.420	17	1	1:53.113	33.321	29.535	50.257	278.4	33:57.521		
23	1	2:05.051	B 34.430	29.909	1:00.712	275.5	48:28.471	18	1	1:54.558	34.694	29.525	50.339	278.4	35:52.079		
24	2	4:30.382	3:09.099	30.351	50.932	275.5	52:58.853	19	1	1:55.054	34.448	29.553	51.053	280.5	37:47.133		
25	2	1:53.747	33.278	29.609	50.860	276.9	54:52.600	20	1	3:39.574	33.951	1:20.842	1:44.781		41:26.707		
26	2	1:51.671	32.970	29.460	49.241	277.6	56:44.271	21	1	2:13.837	44.581	38.860	50.396	269.3	43:40.544		
27	2	1:51.745	32.923	29.365	49.457	279.1	58:36.016	22	1	1:54.361	33.812	29.754	50.795	276.9	45:34.905		
28	2	1:52.897	32.963	29.374	50.560	282.7	1:00:28.913	23	1	1:56.319	33.797	29.830	52.692	279.8	47:31.224		
29	2	1:52.358	33.316	29.356	49.686	281.2	1:02:21.271	24	1	1:55.288	34.304	29.639	51.345	277.6	49:26.512		
30	2	1:52.450	32.986	29.452	50.012	281.2	1:04:13.721	25	1	2:02.862	B 34.719	29.507	58.636	279.8	51:29.374		
31	2	1:52.517	33.096	29.267	50.154	281.2	1:06:06.238	26	2	4:33.063	3:09.397	30.283	53.383	273.4	56:02.437		
32	2	1:51.140	32.754	29.424	48.962	277.6	1:07:57.378	27	2	1:53.453	33.567	29.573	50.313	277.6	57:55.890		
33	2	1:51.675	33.201	29.454	49.020	276.9	1:09:49.053	28	2	1:52.174	33.040	29.446	49.688	277.6	59:48.064		
34	2	1:51.083	32.653	29.467	48.963	276.9	1:11:40.136	29	2	1:51.848	32.743	29.477	49.628	277.6	1:01:39.912		
35	2	1:51.183	32.789	29.449	48.945	277.6	1:13:31.319	30	2	1:52.092	32.801	29.532	49.759	277.6	1:03:32.004		
36	2	1:51.135	32.656	29.468	49.011	277.6	1:15:22.454	31	2	1:52.599	33.015	29.396	50.188	279.1	1:05:24.603		
37	2	1:51.041	32.585	29.477	48.979	276.9	1:17:13.495	32	2	1:52.444	33.153	29.549	49.742	277.6	1:07:17.047		
38	2	1:51.253	32.716	29.491	49.046	277.6	1:19:04.748	33	2	1:51.826	32.867	29.455	49.504	277.6	1:09:08.873		
39	2	1:51.017	32.571	29.379	49.067	277.6	1:20:55.765	34	2	1:52.166	32.901	29.531	49.734	278.4	1:11:01.039		
40	2	1:52.014	32.797	29.454	49.763	280.5	1:22:47.779	35	2	1:51.946	32.821	29.476	49.649	279.1	1:12:52.985		
41	2	1:51.489	32.836	29.438	49.215	278.4	1:24:39.268	36	2	1:52.639	32.948	29.580	50.111	282.0	1:14:45.624		
42	2	1:51.145	32.643	29.438	49.064	278.4	1:26:30.413	37	2	1:53.124	33.328	29.583	50.213	280.5	1:16:38.748		
43	2	1:51.420	32.751	29.439	49.230	278.4	1:28:21.833	38	2	1:53.288	33.633	29.459	50.196	281.2	1:18:32.036		
44	2	1:52.125	33.130	29.850	49.145	279.1	1:30:13.958	39	2	2:06.123	34.311	41.248	50.564	277.6	1:20:38.159		
45	2	1:54.160	33.094	29.235	51.831	285.0	1:32:08.118	40	2	1:54.300	33.324	29.495	51.481	282.0	1:22:32.459		
46	2	1:53.013	34.311	29.506	49.196	277.6	1:34:01.131	41	2	1:53.667	33.572	29.464	50.631	280.5	1:24:26.126		
47	2	1:51.494	33.028	29.390	49.076	278.4	1:35:52.625	42	2	1:58.087	35.920	29.577	52.590	279.1	1:26:24.213		
48	2	1:51.244	32.726	29.401	49.117	278.4	1:37:43.869	43	2	1:54.649	34.367	29.587	50.695	284.2	1:28:18.862		
49	2	1:51.991	32.785	29.323	49.883	274.8	1:39:35.860	44	2	1:52.782	33.055	29.467	50.260	279.8	1:30:11.644		
50	2	1:52.198	33.020	30.096	49.082	277.6	1:41:28.058	45	2	1:57.424	34.609	29.651	53.164	278.4	1:32:09.068		
51	2	1:51.892	32.925	29.417	49.550	279.1	1:43:19.950	46	2	1:56.073	34.969	29.556	51.548	282.7	1:34:05.141		
52	2	1:51.853	33.293	29.143	49.417	281.2	1:45:11.803	47	2	1:52.444	33.382	29.563	50.499	278.4	1:35:58.585		
53	2	1:51.715	32.945	29.419	49.351	277.6	1:47:03.518	48	2	2:03.775	41.898	30.651	51.226	277.6	1:38:02.360		
54	2	1:51.865	33.156	29.193	49.516	274.1	1:48:55.383	49	2	1:56.445	34.577	29.919	51.949	276.2	1:39:58.805		
55	2	1:51.921	32.826	29.292	49.803	279.8	1:50:47.304	50	2	1:56.660	34.288	29.817	52.555	279.1	1:41:55.465		
								51	2	1:55.740	34.051	29.659	52.030	279.8	1:43:51.205		
								52	2	1:55.567	33.842	29.647	52.078	279.8	1:45:46.772		
								53	2	1:53.830	33.763	29.495	50.572	278.4	1:47:40.602		
								54	2	1:53.447	33.344	29.445	50.658	278.4	1:49:34.049		

67 Haegeli by T2 Racing
1. Pieder DECURTINS
2. Samir BEN

Duqueine M30 - D08 - Nissan
LMP3



LE MANS CUP



Michelin Le Mans Cup Le Castellet Round Race

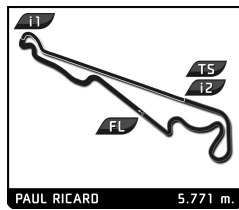
Sector Analysis

PAUL RICARD 5.771 m.

Lap under Red Flag Invalidated Lap Personal Best Session Best Crossing the pit lane

Lap	D	Time	Sector 1	Sector 2	Sector 3	T. Spd	Elapsed	Lap	D	Time	Sector 1	Sector 2	Sector 3	T. Spd	Elapsed
55	2	1:54.432	33.700	29.594	51.138	276.9	1:51:28.481	50	2	1:53.112	33.221	29.647	50.244	276.9	1:41:07.008
<div style="border: 1px solid black; padding: 2px;"> 71 Rinaldi Racing Ligier JS P320 - Nissan 1. Stefan AUST LMP3 2. Felipe FERNANDEZ-LASER </div>								<div style="border: 1px solid black; padding: 2px;"> 73 Proton Huber Competition Porsche 911 GT3 R (992) 1. Jörg DREISOW GT3 2. Manuel LAUCK </div>							
1	1	2:16.495	51.108	30.097	55.290	279.8	2:16.495	1	1	2:16.389	49.310	31.570	55.509	280.5	2:16.389
2	1	1:57.977	34.787	30.380	52.810	279.8	4:14.472	2	1	2:01.427	36.115	30.422	54.890	281.2	4:17.816
3	1	1:57.058	34.956	30.311	51.791	276.2	6:11.530	3	1	2:00.702	35.782	30.618	54.302	272.0	6:18.518
4	1	1:56.324	33.989	29.859	52.476	276.2	8:07.854	4	1	2:00.167	35.193	30.732	54.242	278.4	8:18.685
5	1	1:57.261	34.428	29.829	53.004	282.0	10:05.115	5	1	1:59.904	35.600	30.459	53.845	279.8	10:18.589
6	1	1:54.654	33.718	29.682	51.254	278.4	11:59.769	6	1	2:02.646	35.821	32.209	54.616	276.9	12:21.235
7	1	1:55.977	33.858	29.993	52.126	274.8	13:55.746	7	1	2:19.259	35.070	30.699	1:13.490	279.1	14:40.494
8	1	2:43.987	1:09.096	43.764	51.127	268.0	16:39.733	8	1	2:27.332	1:02.402	30.835	54.095	278.4	17:07.826
9	1	1:54.191	33.417	29.944	50.830	275.5	18:33.924	9	1	2:17.636	35.888	30.513	1:11.235	273.4	19:25.462
10	1	1:54.376	33.760	29.905	50.711	276.2	20:28.300	10	1	2:00.121	34.976	30.807	54.338	275.5	21:25.583
11	1	1:54.353	33.670	29.825	50.858	276.2	22:22.653	11	1	2:00.842	35.263	30.839	54.740	275.5	23:26.425
12	1	1:54.702	33.460	29.775	51.467	278.4	24:17.355	12	1	2:00.190	35.111	30.646	54.433	275.5	25:26.615
13	1	1:55.722	34.417	29.815	51.490	279.1	26:13.077	13	1	2:01.430	35.354	30.970	55.106	276.2	27:28.045
14	1	1:54.658	33.580	29.668	51.410	284.2	28:07.735	14	1	1:59.458	34.719	30.575	54.164	276.9	29:27.503
15	1	1:54.636	33.830	29.641	51.165	282.0	30:02.371	15	1	2:01.660	35.748	30.853	55.059	276.9	31:29.163
16	1	1:54.020	33.445	29.806	50.769	276.2	31:56.391	16	1	2:03.362	37.432	30.673	55.257	278.4	33:32.525
17	1	1:55.544	33.829	29.634	52.081	280.5	33:51.935	17	1	2:01.461	36.021	30.701	54.739	277.6	35:33.986
18	1	1:55.197	34.119	29.906	51.172	279.1	35:47.132	18	1	2:01.904	37.034	30.541	54.329	277.6	37:35.890
19	1	1:55.653	33.984	29.671	51.998	279.8	37:42.785	19	1	3:37.613	37.490	1:14.126	1:45.997		41:13.503
20	1	3:38.311	34.348	1:17.917	1:46.046		41:21.096	20	1	2:20.909	52.263	30.820	57.826	275.5	43:34.412
21	1	2:11.849	49.343	30.133	52.373	277.6	43:32.945	21	1	2:03.670	35.497	30.524	57.649	276.9	45:38.082
22	1	1:56.059	34.910	29.849	51.300	276.2	45:29.004	22	1	2:01.673	36.217	30.709	54.747	277.6	47:39.755
23	1	1:54.423	33.659	29.776	50.988	276.9	47:23.427	23	1	2:00.770	35.361	30.834	54.575	276.2	49:40.525
24	1	2:03.328	33.586	29.730	1:00.012	278.4	49:26.755	24	1	2:09.874	35.197	31.107	1:03.570	276.2	51:50.399
25	2	4:40.016	3:19.871	30.137	50.008	272.0	54:06.771	25	2	4:33.140	3:08.561	31.206	53.373	274.1	56:23.539
26	2	1:53.973	33.987	29.793	50.193	276.2	56:00.744	26	2	1:58.579	34.301	30.417	53.861	276.2	58:22.118
27	2	1:52.065	33.044	29.614	49.407	277.6	57:52.809	27	2	1:56.549	34.172	30.356	52.021	276.9	1:00:18.667
28	2	1:51.585	32.826	29.538	49.221	279.1	59:44.394	28	2	1:56.000	33.684	30.240	52.076	276.9	1:02:14.667
29	2	1:52.237	33.160	29.526	49.551	279.1	1:01:36.631	29	2	1:56.089	33.762	30.314	52.013	276.2	1:04:10.756
30	2	1:52.603	33.060	29.646	49.897	279.1	1:03:29.234	30	2	1:56.914	33.889	30.219	52.806	276.9	1:06:07.670
31	2	1:53.104	32.976	29.644	50.484	279.8	1:05:22.338	31	2	1:56.367	33.953	30.250	52.164	278.4	1:08:04.037
32	2	1:52.299	33.086	29.594	49.619	277.6	1:07:14.637	32	2	1:58.151	33.797	30.274	54.080	276.2	1:10:02.188
33	2	1:52.251	33.082	29.670	49.499	277.6	1:09:06.888	33	2	1:57.570	34.448	30.314	52.808	278.4	1:11:59.758
34	2	1:51.986	32.932	29.601	49.453	278.4	1:10:58.874	34	2	1:56.157	33.929	30.278	51.950	278.4	1:13:55.915
35	2	1:52.247	32.940	29.701	49.606	277.6	1:12:51.121	35	2	1:56.706	34.204	30.192	52.310	279.8	1:15:52.621
36	2	1:54.085	34.243	29.791	50.051	284.2	1:14:45.206	36	2	1:56.043	33.704	30.222	52.117	277.6	1:17:48.664
37	2	1:53.313	33.322	29.709	50.282	279.1	1:16:38.519	37	2	1:56.752	33.806	30.362	52.584	276.9	1:19:45.416
38	2	1:53.086	33.366	29.663	50.057	279.1	1:18:31.605	38	2	1:56.269	33.907	30.309	52.053	276.9	1:21:41.685
39	2	1:55.162	34.174	29.831	51.157	279.8	1:20:26.767	39	2	1:55.846	33.651	30.275	51.920	276.9	1:23:37.531
40	2	1:52.314	33.291	29.581	49.442	277.6	1:22:19.081	40	2	1:56.426	33.903	30.283	52.240	276.9	1:25:33.957
41	2	1:52.375	32.992	29.633	49.750	276.9	1:24:11.456	41	2	1:56.273	33.838	30.359	52.076	276.9	1:27:30.230
42	2	1:52.351	33.072	29.621	49.658	277.6	1:26:03.807	42	2	1:56.651	33.988	30.270	52.393	276.9	1:29:26.881
43	2	1:52.213	33.080	29.605	49.528	279.1	1:27:56.020	43	2	1:56.576	34.084	30.309	52.183	277.6	1:31:23.457
44	2	1:52.863	33.226	29.519	50.118	282.7	1:29:48.883								
45	2	1:52.851	33.412	29.728	49.711	276.2	1:31:41.734								
46	2	1:53.060	33.318	29.728	50.014	277.6	1:33:34.794								
47	2	1:52.763	33.225	29.782	49.756	276.2	1:35:27.557								
48	2	1:52.952	33.157	29.749	50.046	278.4	1:37:20.509								
49	2	1:53.387	33.436	29.749	50.202	279.8	1:39:13.896								

LE MANS CUP



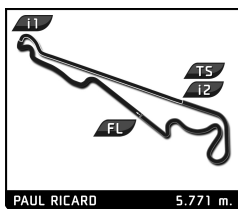
Michelin Le Mans Cup Le Castellet Round Race

PAUL RICARD 5.771 m. Sector Analysis

Lap under Red Flag Invalidated Lap Personal Best Session Best Crossing the pit lane

Lap	D	Time	Sector 1	Sector 2	Sector 3	T. Spd	Elapsed	Lap	D	Time	Sector 1	Sector 2	Sector 3	T. Spd	Elapsed
44	2	1:56.509	33.934	30.320	52.255	277.6	1:33:19.966	41	2	1:57.723	33.925	30.528	53.270	272.0	1:26:23.554
45	2	1:56.709	34.014	30.347	52.348	276.9	1:35:16.675	42	2	1:57.034	34.063	30.504	52.467	274.1	1:28:20.588
46	2	1:56.330	33.945	30.431	51.954	276.2	1:37:13.005	43	2	1:56.590	34.006	30.551	52.033	274.8	1:30:17.178
47	2	1:56.865	33.898	30.322	52.645	276.9	1:39:09.870	44	2	1:56.662	34.112	30.522	52.028	272.0	1:32:13.840
48	2	1:56.515	33.979	30.314	52.222	276.9	1:41:06.385	45	2	1:56.475	33.958	30.486	52.031	274.1	1:34:10.315
49	2	1:58.010 34.537	30.263	53.210	274.8	1:43:04.395	46	2	1:57.447	34.574	30.590	52.283	275.5	1:36:07.762	
50	2	1:56.921	33.779	30.263	52.879	277.6	1:45:01.316	47	2	1:56.196	33.863	30.620	51.713	272.7	1:38:03.958
51	2	1:58.737	35.784	30.316	52.637	278.4	1:47:00.053	48	2	1:56.640	34.077	30.505	52.058	273.4	1:40:00.598
52	2	1:57.396	34.561	30.334	52.501	277.6	1:48:57.449	49	2	1:56.335	33.891	30.401	52.043	274.1	1:41:56.933
53	2	1:57.102	34.021	30.246	52.835	277.6	1:50:54.551	50	2	1:56.392	33.827	30.423	52.142	274.1	1:43:53.325
74	Kessel Racing Ferrari 296 GT3 1. Andrew GILBERT GT3 2. Fran RUEDA MATEOS							77	Team Thor Ligier JS P320 - Nissan 1. Audunn GUDMUNDSSON LMP3 2. Colin NOBLE						
1	1	2:13.679	46.933	31.714	55.032	274.8	2:13.679	1	1	2:04.965	41.273	30.412	53.280	279.8	2:04.965
2	1	2:02.297	36.492	31.265	54.540	273.4	4:15.976	2	1	1:54.757	33.864	29.756	51.137	276.9	3:59.722
3	1	1:59.476	34.933	30.899	53.644	271.4	6:15.452	3	1	1:55.294	34.269	29.573	51.452	277.6	5:55.016
4	1	1:59.961	34.946	30.819	54.196	272.7	8:15.413	4	1	1:54.827	33.713	29.655	51.459	279.1	7:49.843
5	1	1:59.813	34.926	30.758	54.129	272.0	10:15.226	5	1	1:53.369	33.563	29.599	50.207	276.2	9:43.212
6	1	2:00.463	35.207	30.750	54.506	272.0	12:15.689	6	1	1:53.590	33.591	29.609	50.390	276.9	11:36.802
7	1	2:14.303	34.901	30.949	1:08.453	272.7	14:29.992	7	1	1:54.882	33.550	30.300	51.032	276.9	13:31.684
8	1	2:32.785	1:06.884	31.173	54.728	271.4	17:02.777	8	1	2:49.281	36.066	1:19.285	53.930	164.6	16:20.965
9	1	1:59.742	34.865	30.963	53.914	272.0	19:02.519	9	1	1:55.060	34.315	29.859	50.886	277.6	18:16.025
10	1	1:59.374	35.001	30.842	53.531	271.4	21:01.893	10	1	1:53.774	33.632	29.661	50.481	277.6	20:09.799
11	1	1:59.343	35.054	30.811	53.478	271.4	23:01.236	11	1	1:53.327	33.566	29.590	50.171	278.4	22:03.126
12	1	1:59.821	35.016	30.863	53.942	274.8	25:01.057	12	1	1:53.491	33.721	29.593	50.177	277.6	23:56.617
13	1	1:58.927	34.807	30.842	53.278	272.7	26:59.984	13	1	1:53.690	33.527	29.613	50.550	277.6	25:50.307
14	1	2:01.694	36.643	30.795	54.256	272.0	29:01.678	14	1	1:53.403	33.620	29.604	50.179	278.4	27:43.710
15	1	1:58.411	34.343	30.788	53.280	272.0	31:00.089	15	1	1:53.727	33.420	29.562	50.745	277.6	29:37.437
16	1	1:58.915	34.781	30.837	53.297	273.4	32:59.004	16	1	1:54.637	33.849	29.863	50.925	279.1	31:32.074
17	1	1:59.820	35.007	31.180	53.633	273.4	34:58.824	17	1	1:54.014	33.833	29.632	50.549	276.9	33:26.088
18	1	2:00.374	35.386	30.809	54.179	274.8	36:59.198	18	1	1:53.551	33.477	29.534	50.540	279.8	35:19.639
19	1	2:24.194	35.043	30.767	1:18.384	271.4	39:23.392	19	1	1:55.260	34.536	29.624	51.100	281.2	37:14.899
20	1	3:20.173	1:10.309	1:13.074	56.790	208.5	42:43.565	20	1	2:27.609	33.500	29.597	1:24.512	276.2	39:42.508
21	1	2:04.350	36.235	31.047	57.068	274.1	44:47.915	21	1	3:02.381	1:09.821	1:00.625	51.935	250.6	42:44.889
22	1	4:24.983 B 35.435	30.898	3:18.650	274.1	49:12.898	22	1	1:57.967	35.424	30.338	52.205	278.4	44:42.856	
23	2	2:14.836	51.644	31.025	52.167	269.3	51:27.734	23	1	1:55.669	34.151	29.781	51.737	278.4	46:38.525
24	2	1:56.230	34.222	30.559	51.449	274.8	53:23.964	24	1	1:56.087	33.991	29.648	52.448	277.6	48:34.612
25	2	1:55.862	33.877	30.420	51.565	273.4	55:19.826	25	1	2:01.329	B 33.665	29.646	58.018	277.6	50:35.941
26	2	1:56.087	33.816	30.395	51.876	274.1	57:15.913	26	2	4:27.637	3:07.622	29.902	50.113	274.8	55:03.578
27	2	1:55.931	33.851	30.404	51.676	273.4	59:11.844	27	2	1:51.853	33.015	29.458	49.380	273.4	56:55.431
28	2	1:55.543	33.547	30.310	51.686	272.7	1:01:07.387	28	2	1:52.134	32.727	29.478	49.929	278.4	58:47.565
29	2	1:55.890	33.953	30.400	51.537	273.4	1:03:03.277	29	2	1:51.021	32.587	29.414	49.020	277.6	1:00:38.586
30	2	1:55.934	33.803	30.447	51.684	272.0	1:04:59.211	30	2	1:50.796	32.571	29.378	48.847	277.6	1:02:29.382
31	2	1:56.198	33.898	30.465	51.835	272.0	1:06:55.409	31	2	1:51.257	32.505	29.331	49.421	279.1	1:04:20.639
32	2	1:56.506	34.007	30.428	52.071	274.1	1:08:51.915	32	2	1:51.439	32.841	29.292	49.306	280.5	1:06:12.078
33	2	1:56.155	33.782	30.451	51.922	273.4	1:10:48.070	33	2	1:53.155	33.278	29.501	50.376	281.2	1:08:05.233
34	2	1:56.331	33.834	30.484	52.013	273.4	1:12:44.401	34	2	1:54.218	34.112	29.495	50.611	280.5	1:09:59.451
35	2	1:56.090	33.762	30.450	51.878	272.7	1:14:40.491	35	2	1:52.566	32.951	29.403	50.212	282.0	1:11:52.017
36	2	1:58.198	33.837	30.513	53.848	272.7	1:16:38.689	36	2	1:52.047	33.234	29.636	49.177	277.6	1:13:44.064
37	2	1:57.737	35.326	30.524	51.890	272.0	1:18:36.426								
38	2	1:57.121	34.471	30.699	51.951	272.0	1:20:33.547								
39	2	1:55.989	33.746	30.479	51.764	272.0	1:22:29.536								
40	2	1:56.295	33.761	30.540	51.994	271.4	1:24:25.831								

LE MANS CUP



Michelin Le Mans Cup Le Castellet Round Race

Sector Analysis

Lap under Red Flag Invalidated Lap Personal Best Session Best Crossing the pit lane

Lap	D	Time	Sector 1	Sector 2	Sector 3	T. Spd	Elapsed	Lap	D	Time	Sector 1	Sector 2	Sector 3	T. Spd	Elapsed
37	2	1:51.391	32.726	29.496	49.169	277.6	1:15:35.455	31	2	1:56.564	33.874	30.304	52.386	268.7	1:06:33.855
38	2	1:51.304	32.811	29.474	49.019	277.6	1:17:26.759	32	2	1:56.937	34.740	30.288	51.909	274.1	1:08:30.792
39	2	1:51.290	32.652	29.516	49.122	276.2	1:19:18.049	33	2	1:56.036	33.844	30.153	52.039	274.1	1:10:26.828
40	2	1:51.432	32.653	29.449	49.330	276.9	1:21:09.481	34	2	1:56.041	33.724	30.174	52.143	273.4	1:12:22.869
41	2	1:51.367	32.761	29.470	49.136	277.6	1:23:00.848	35	2	1:56.167	33.852	30.346	51.969	274.1	1:14:19.036
42	2	1:51.997	32.904	29.700	49.393	277.6	1:24:52.845	36	2	1:55.937	33.890	30.087	51.960	274.1	1:16:14.973
43	2	1:51.487	32.747	29.468	49.272	277.6	1:26:44.332	37	2	1:56.393	33.830	30.121	52.442	274.1	1:18:11.366
44	2	1:52.176	32.868	29.437	49.871	279.1	1:28:36.508	38	2	1:56.502	34.084	30.118	52.300	274.8	1:20:07.868
45	2	1:51.782	32.889	29.408	49.485	277.6	1:30:28.290	39	2	1:56.020	33.793	30.037	52.190	274.8	1:22:03.888
46	2	1:52.137	33.093	29.475	49.569	278.4	1:32:20.427	40	2	1:56.306	33.993	30.269	52.044	273.4	1:24:00.194
47	2	1:52.092	32.956	29.661	49.475	274.8	1:34:12.519	41	2	1:57.348	34.007	30.333	53.008	272.0	1:25:57.542
48	2	1:52.507	33.086	29.515	49.906	280.5	1:36:05.026	42	2	1:56.839	33.828	30.391	52.620	272.0	1:27:54.381
49	2	1:53.751	33.446	29.328	50.977	282.7	1:37:58.777	43	2	1:57.231	33.970	30.285	52.976	272.7	1:29:51.612
50	2	1:52.061	33.097	29.422	49.542	278.4	1:39:50.838	44	2	1:58.004	34.989	30.401	52.614	274.8	1:31:49.616
51	2	1:52.017	33.013	29.405	49.599	278.4	1:41:42.855	45	2	1:56.138	33.995	30.111	52.032	275.5	1:33:45.754
52	2	1:52.388	32.970	29.351	50.067	279.1	1:43:35.243	46	2	1:56.719	33.839	30.170	52.710	276.2	1:35:42.473
53	2	1:52.977	33.486	29.366	50.125	279.8	1:45:28.220	47	2	1:56.925	33.820	30.666	52.439	274.1	1:37:39.398
54	2	1:53.247	34.186	29.414	49.647	276.2	1:47:21.467	48	2	1:57.122	34.018	30.163	52.941	275.5	1:39:36.520
55	2	1:52.278	32.935	29.244	50.099	279.8	1:49:13.745	49	2	1:56.348	34.044	30.069	52.235	276.2	1:41:32.868
56	2	1:53.299	34.008	29.361	49.930	279.8	1:51:07.044	50	2	1:57.264	34.068	30.365	52.831	275.5	1:43:30.132

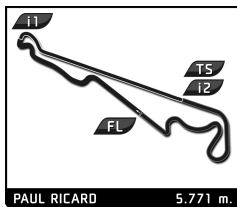
83 Iron Dames
1. Celia MARTIN
2. Karen GAILLARD
Lamborghini Huracan GT3 EVO2
GT3

1	1	2:12.259	45.686	31.893	54.680	275.5	2:12.259
2	1	1:59.502	35.314	30.728	53.460	274.8	4:11.761
3	1	1:57.884	34.527	30.312	53.045	276.2	6:09.645
4	1	1:58.439	34.535	30.428	53.476	274.8	8:08.084
5	1	1:57.806	34.619	30.218	52.969	274.8	10:05.890
6	1	1:57.173	34.207	30.217	52.749	275.5	12:03.063
7	1	2:04.097	34.222	30.252	59.623	274.8	14:07.160
8	1	2:35.608	1:09.617	33.801	52.190	272.0	16:42.768
9	1	1:57.392	34.163	30.282	52.947	273.4	18:40.160
10	1	1:57.140	34.121	30.259	52.760	274.1	20:37.300
11	1	1:56.989	34.175	30.132	52.682	273.4	22:34.289
12	1	1:57.747	34.109	30.582	53.056	274.8	24:32.036
13	1	1:57.100	34.137	30.253	52.710	272.7	26:29.136
14	1	1:57.322	33.932	30.399	52.991	274.1	28:26.458
15	1	1:57.349	33.987	30.511	52.851	272.7	30:23.807
16	1	1:57.791	33.984	30.687	53.120	271.4	32:21.598
17	1	1:57.003	34.218	30.369	52.416	274.8	34:18.601
18	1	1:56.979	34.152	30.414	52.413	274.1	36:15.580
19	1	1:58.301	34.161	30.352	53.788	273.4	38:13.881
20	1	3:48.771	59.837	1:21.424	1:27.510		42:02.652
21	1	1:57.817	34.357	30.546	52.914	272.0	44:00.469
22	1	1:57.574	34.208	30.474	52.892	272.7	45:58.043
23	1	1:57.519	34.285	30.484	52.750	273.4	47:55.562
24	1	2:04.202 B	34.206	30.349	59.647	273.4	49:59.764
25	2	4:54.101	3:28.883	31.201	54.017	270.0	54:53.865
26	2	1:57.588	34.705	30.402	52.481	273.4	56:51.453
27	2	1:56.843	34.292	30.308	52.243	274.8	58:48.296
28	2	1:57.044	34.336	30.197	52.511	274.8	1:00:45.340
29	2	1:56.292	33.916	30.138	52.238	274.8	1:02:41.632
30	2	1:55.659	33.709	30.142	51.808	274.1	1:04:37.291

84 ANS Motorsport
1. Julien LEMOINE
2. Paul TROJANI
Ligier JS P320 - Nissan
LMP3

1	1	2:08.613	43.718	30.812	54.083	271.4	2:08.613
2	1	1:57.753	35.033	30.152	52.568	276.2	4:06.366
3	1	1:55.634	33.722	29.807	52.105	279.8	6:02.000
4	1	1:55.638	33.902	29.982	51.754	276.2	7:57.638
5	1	1:55.237	34.044	30.071	51.122	273.4	9:52.875
6	1	1:54.743	33.624	30.009	51.110	274.8	11:47.618
7	1	1:55.655	33.625	30.170	51.860	274.8	13:43.273
8	1	2:46.833	51.564	1:02.943	52.326	243.8	16:30.106
9	1	1:55.927	33.622	30.050	52.255	274.8	18:26.033
10	1	1:54.684	33.502	29.999	51.183	274.8	20:20.717
11	1	1:56.281	34.373	30.080	51.828	275.5	22:16.998
12	1	1:55.100	33.751	29.924	51.425	276.2	24:12.098
13	1	1:55.708	33.689	30.189	51.830	280.5	26:07.806
14	1	1:54.657	33.565	29.940	51.152	276.2	28:02.463
15	1	1:54.849	33.724	29.953	51.172	276.2	29:57.312
16	1	1:55.289	34.118	30.283	50.888	272.7	31:52.601
17	1	1:54.518	33.669	29.919	50.930	271.4	33:47.119
18	1	1:54.183	33.686	29.855	50.642	274.8	35:41.302
19	1	1:55.356	33.864	30.046	51.446	275.5	37:36.658
20	1	3:45.703	43.017	1:16.466	1:46.220		41:22.361
21	1	2:10.201	47.734	30.160	52.307	272.7	43:32.562
22	1	1:57.672	34.187	30.237	53.248	272.0	45:30.234
23	1	1:56.815	35.213	30.058	51.544	274.8	47:27.049
24	1	2:03.116 B	33.780	29.980	59.356	273.4	49:30.165
25	2	8:05.578	6:43.825	30.341	51.412	272.0	57:35.743
26	2	1:54.861	35.184	29.862	49.815	273.4	59:30.604

LE MANS CUP



Michelin Le Mans Cup Le Castellet Round Race

PAUL RICARD 5.771 m. Sector Analysis

Lap under Red Flag Invalidated Lap Personal Best Session Best Crossing the pit lane

Lap	D	Time	Sector 1	Sector 2	Sector 3	T. Spd	Elapsed	Lap	D	Time	Sector 1	Sector 2	Sector 3	T. Spd	Elapsed
27	2	1:52.131	32.977	29.831	49.323	272.0	1:01:22.735	23	1	1:53.019	33.325	29.415	50.279	281.2	46:29.113
28	2	1:52.131	32.807	29.858	49.466	275.5	1:03:14.866	24	1	2:01.654 B	33.568	29.385	58.701	281.2	48:30.767
29	2	1:52.233	32.846	29.823	49.564	275.5	1:05:07.099	25	2	4:41.555	3:21.503	29.923	50.129	275.5	53:12.322
30	2	1:52.365	32.936	29.796	49.633	273.4	1:06:59.464	26	2	1:53.017	33.811	29.706	49.500	279.1	55:05.339
31	2	1:52.850	32.917	29.821	50.112	272.7	1:08:52.314	27	2	1:51.122	32.751	29.390	48.981	281.2	56:56.461
32	2	1:54.170	33.926	29.805	50.439	275.5	1:10:46.484	28	2	1:52.011	32.936	29.356	49.719	282.7	58:48.472
33	2	1:54.401	33.893	29.699	50.809	280.5	1:12:40.885	29	2	1:50.927	32.816	29.336	48.775	282.0	1:00:39.399
34	2	1:53.200	33.301	29.955	49.944	273.4	1:14:34.085	30	2	1:50.915	32.681	29.280	48.954	281.2	1:02:30.314
35	2	1:52.951	33.362	29.843	49.746	274.1	1:16:27.036	31	2	1:51.033	32.658	29.356	49.019	281.2	1:04:21.347
36	2	1:53.344	33.391	29.888	50.065	274.8	1:18:20.380	32	2	1:51.763	32.829	29.383	49.551	282.0	1:06:13.110
37	2	1:53.706	33.797	29.983	49.926	275.5	1:20:14.086	33	2	1:52.319	33.126	29.336	49.857	283.5	1:08:05.429
38	2	1:53.595	33.317	29.853	50.425	276.9	1:22:07.681	34	2	1:51.746	33.383	29.217	49.146	281.2	1:09:57.175
39	2	1:53.936	33.261	29.944	50.731	275.5	1:24:01.617	35	2	1:51.393	32.580	29.691	49.122	280.5	1:11:48.568
40	2	1:54.456	33.476	29.763	51.217	280.5	1:25:56.073	36	2	1:51.083	32.605	29.475	49.003	280.5	1:13:39.651
41	2	1:53.375	33.256	29.739	50.380	274.8	1:27:49.448	37	2	1:51.404	32.761	29.516	49.127	280.5	1:15:31.055
42	2	1:53.274	33.369	29.844	50.061	276.9	1:29:42.722	38	2	1:51.061	32.605	29.356	49.100	280.5	1:17:22.116
43	2	1:54.743	33.542	29.764	51.437	277.6	1:31:37.465	39	2	1:51.143	32.735	29.363	49.045	280.5	1:19:13.259
44	2	1:53.694	33.343	29.852	50.499	275.5	1:33:31.159	40	2	1:51.247	32.758	29.378	49.111	282.0	1:21:04.506
45	2	1:53.828	33.667	29.880	50.281	276.2	1:35:24.987	41	2	1:51.644	32.823	29.230	49.591	283.5	1:22:56.150
46	2	1:53.368	33.417	29.875	50.076	276.2	1:37:18.355	42	2	1:52.156	33.087	29.310	49.759	283.5	1:24:48.306
47	2	1:53.640	33.356	30.241	50.043	272.7	1:39:11.995	43	2	1:52.582	33.362	29.304	49.916	283.5	1:26:40.888
48	2	1:54.665	33.900	29.874	50.891	274.1	1:41:06.660	44	2	1:52.594	32.977	29.340	50.277	282.7	1:28:33.482
49	2	1:59.419	37.705	30.646	51.068	273.4	1:43:06.079	45	2	1:51.074	32.541	29.408	49.125	279.8	1:30:24.556
50	2	1:54.870	33.422	29.648	51.800	277.6	1:45:00.949	46	2	1:51.137	32.599	29.311	49.227	281.2	1:32:15.693
51	2	1:53.541	33.385	29.884	50.272	273.4	1:46:54.490	47	2	1:51.462	32.754	29.396	49.312	282.0	1:34:07.155
52	2	1:53.505	33.517	29.914	50.074	274.1	1:48:47.995	48	2	1:52.312	33.225	29.684	49.403	282.7	1:35:59.467
53	2	1:52.644	32.983	29.852	49.809	274.1	1:50:40.639	49	2	1:52.885	33.610	29.908	49.367	280.5	1:37:52.352
54	2	1:54.377	33.715	29.873	50.789	273.4	1:52:35.016	50	2	1:51.479	32.887	29.369	49.223	280.5	1:39:43.831

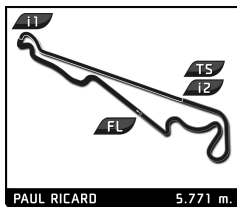
85 R-race GP
1. Fabien MICHAL
2. Hadrien DAVID
Duqueine M30 - D08 - Nissan
LMP3

1	1	1:55.722	35.653	29.794	50.275	276.9	1:55.722
2	1	1:52.976	33.170	29.508	50.298	278.4	3:48.698
3	1	1:52.826	33.154	29.553	50.119	277.6	5:41.524
4	1	1:52.611	33.306	29.523	49.782	278.4	7:34.135
5	1	1:53.045	33.111	29.557	50.377	278.4	9:27.180
6	1	1:53.129	33.113	29.525	50.491	279.1	11:20.309
7	1	1:52.546	33.224	29.595	49.727	278.4	13:12.855
8	1	2:56.362	33.414	1:14.926	1:08.022		16:09.217
9	1	1:52.565	33.029	29.492	50.044	279.1	18:01.782
10	1	1:52.678	33.218	29.500	49.960	279.1	19:54.460
11	1	1:52.569	33.018	29.435	50.116	279.8	21:47.029
12	1	1:52.462	33.103	29.432	49.927	279.1	23:39.491
13	1	1:53.019	32.985	29.417	50.617	280.5	25:32.510
14	1	1:54.249	33.154	29.448	51.647	281.2	27:26.759
15	1	1:53.042	33.467	29.399	50.176	282.0	29:19.801
16	1	1:52.599	33.204	29.323	50.072	282.0	31:12.400
17	1	1:52.716	33.008	29.539	50.169	279.8	33:05.116
18	1	1:54.048	33.667	29.376	51.005	282.0	34:59.164
19	1	2:07.398	34.147	29.671	1:03.580	280.5	37:06.562
20	1	2:20.703	33.813	29.652	1:17.238	277.6	39:27.265
21	1	3:15.506	1:10.725	1:10.512	54.269	225.9	42:42.771
22	1	1:53.323	33.481	29.623	50.219	278.4	44:36.094

87 COOL Racing
1. James SWEETNAM
2. Adrien CLOSMENIL
Ligier JS P320 - Nissan
LMP3

1	1	2:02.287	39.766	30.820	51.701	282.0	2:02.287
2	1	1:54.284	33.813	29.700	50.771	276.2	3:56.571
3	1	1:53.939	33.181	29.630	51.128	276.9	5:50.510
4	1	1:54.203	33.674	29.672	50.857	277.6	7:44.713
5	1	1:53.969	33.566	29.578	50.825	276.9	9:38.682
6	1	1:54.528	33.323	29.616	51.589	279.1	11:33.210
7	1	1:56.951	33.656	31.555	51.740	276.9	13:30.161
8	1	2:50.329	36.738	1:19.809	53.782	157.2	16:20.490
9	1	1:56.368	35.112	29.658	51.598	279.8	18:16.858
10	1	1:54.393	33.781	29.628	50.984	279.1	20:11.251
11	1	1:59.976	39.409	29.820	50.747	278.4	22:11.227
12	1	1:54.851	34.047	29.683	51.121	277.6	24:06.078
13	1	1:55.344	33.891	29.953	51.500	276.9	26:01.422
14	1	1:54.487	33.620	29.690	51.177	277.6	27:55.909
15	1	1:53.901	33.475	29.711	50.715	276.9	29:49.810
16	1	1:54.534	33.374	29.702	51.458	277.6	31:44.344

LE MANS CUP



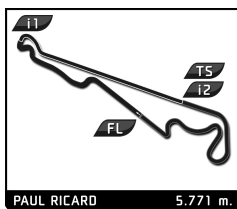
Michelin Le Mans Cup Le Castellet Round Race

Sector Analysis

Lap under Red Flag Invalidated Lap Personal Best Session Best Crossing the pit lane															
Lap	D	Time	Sector 1	Sector 2	Sector 3	T. Spd	Elapsed	Lap	D	Time	Sector 1	Sector 2	Sector 3	T. Spd	Elapsed
17	1	1:55.341	34.242	29.688	51.411	277.6	33:39.685	11	1	1:59.246	35.042	30.668	53.536	273.4	23:03.127
18	1	1:54.578	33.447	29.726	51.405	278.4	35:34.263	12	1	1:58.459	34.657	30.574	53.228	274.1	25:01.586
19	1	1:54.843	34.344	29.662	50.837	278.4	37:29.106	13	1	2:00.305	35.351	30.908	54.046	272.7	27:01.891
20	1	3:03.872	33.400	45.915	1:44.557		40:32.978	14	1	2:00.626	35.159	30.369	55.098	277.6	29:02.517
21	1	2:30.500	1:09.623	29.852	51.025	274.8	43:03.478	15	1	1:58.213	34.655	30.434	53.124	274.1	31:00.730
22	1	1:54.570	33.662	29.635	51.273	273.4	44:58.048	16	1	1:58.854	34.800	30.319	53.735	274.1	32:59.584
23	1	1:54.474	33.886	29.756	50.832	277.6	46:52.522	17	1	1:59.994	34.798	30.900	54.296	276.9	34:59.578
24	1	2:01.424 B	33.955	29.566	57.903	277.6	48:53.946	18	1	1:59.863	35.169	30.362	54.332	278.4	36:59.441
25	2	4:37.838	3:17.963	29.911	49.964	274.8	53:31.784	19	1	2:25.349	35.264	30.303	1:19.782	272.7	39:24.790
26	2	1:51.323	32.972	29.415	48.936	276.9	55:23.107	20	1	3:18.936	1:10.327	1:12.667	55.942	211.8	42:43.726
27	2	1:51.939	32.526	29.272	50.141	281.2	57:15.046	21	1	2:02.821	36.159	31.990	54.672	274.1	44:46.547
28	2	1:50.509	32.368	29.400	48.741	278.4	59:05.555	22	1	2:07.972 B	36.083	30.883	1:01.006	272.7	46:54.519
29	2	1:50.451	32.264	29.348	48.839	278.4	1:00:56.006	23	2	4:34.462	3:10.662	31.288	52.512	269.3	51:28.981
30	2	1:50.548	32.300	29.310	48.938	278.4	1:02:46.554	24	2	1:55.913	34.288	30.338	51.287	272.7	53:24.894
31	2	1:51.379	32.817	29.484	49.078	279.8	1:04:37.933	25	2	1:55.356	33.793	30.232	51.331	274.1	55:20.250
32	2	1:52.654	33.735	29.729	49.190	272.0	1:06:30.587	26	2	1:55.956	33.723	30.163	52.070	276.9	57:16.206
33	2	1:51.219	32.726	29.452	49.041	277.6	1:08:21.806	27	2	1:55.927	33.903	30.452	51.572	274.8	59:12.133
34	2	1:51.274	32.628	29.494	49.152	278.4	1:10:13.080	28	2	1:55.126	33.621	30.147	51.358	276.2	1:01:07.259
35	2	1:51.797	32.727	29.362	49.708	280.5	1:12:04.877	29	2	1:54.520	33.240	30.266	51.014	272.0	1:03:01.779
36	2	1:51.437	32.619	29.423	49.395	279.8	1:13:56.314	30	2	1:55.755	33.818	30.431	51.506	272.0	1:04:57.534
37	2	1:52.814	33.460	29.920	49.434	279.1	1:15:49.128	31	2	1:56.312	33.878	30.365	52.069	272.0	1:06:53.846
38	2	1:51.485	32.772	29.407	49.306	279.1	1:17:40.613	32	2	1:56.704	34.278	30.884	51.542	270.7	1:08:50.550
39	2	1:51.460	32.832	29.467	49.161	278.4	1:19:32.073	33	2	1:56.068	33.822	30.330	51.916	273.4	1:10:46.618
40	2	1:51.183	32.589	29.371	49.223	279.8	1:21:23.256	34	2	1:55.869	34.021	30.315	51.533	274.1	1:12:42.487
41	2	1:51.516	32.690	29.365	49.461	279.1	1:23:14.772	35	2	1:55.761	33.781	30.140	51.840	274.8	1:14:38.248
42	2	1:52.409	33.032	29.552	49.825	280.5	1:25:07.181	36	2	1:55.874	33.968	30.276	51.630	272.7	1:16:34.122
43	2	1:52.516	33.559	29.472	49.485	280.5	1:26:59.697	37	2	1:56.258	33.596	30.283	52.379	272.7	1:18:30.380
44	2	1:53.436	33.421	29.721	50.294	282.7	1:28:53.133	38	2	1:57.341	33.894	30.402	53.045	274.8	1:20:27.721
45	2	1:53.496	33.341	30.013	50.142	282.7	1:30:46.629	39	2	1:55.986	33.935	30.220	51.831	274.8	1:22:23.707
46	2	1:52.157	33.074	29.455	49.628	279.8	1:32:38.786	40	2	1:55.819	33.999	30.219	51.601	274.1	1:24:19.526
47	2	1:53.117	33.806	29.486	49.825	282.0	1:34:31.903	41	2	1:56.068	33.887	30.189	51.992	274.8	1:26:15.594
48	2	1:53.255	33.552	29.431	50.272	282.7	1:36:25.158	42	2	1:57.009	34.206	30.813	51.990	273.4	1:28:12.603
49	2	1:52.693	33.124	29.480	50.089	282.0	1:38:17.851	43	2	1:56.966	33.912	30.159	52.895	274.1	1:30:09.569
50	2	1:54.422	34.437	29.550	50.435	276.9	1:40:12.273	44	2	1:59.024	35.197	30.384	52.443	273.4	1:32:08.593
51	2	1:52.378	33.093	29.346	49.939	280.5	1:42:04.651	45	2	1:57.753	35.731	30.615	51.407	272.7	1:34:06.346
52	2	1:51.741	32.997	29.363	49.381	278.4	1:43:56.392	46	2	1:56.290	34.392	30.292	51.606	274.8	1:36:02.636
53	2	1:52.046	33.003	29.198	49.845	281.2	1:45:48.438	47	2	1:57.851	34.332	30.609	52.910	270.7	1:38:00.487
54	2	1:54.919	34.950	30.048	49.921	278.4	1:47:43.357	48	2	1:57.645	34.597	30.965	52.083	271.4	1:39:58.132
55	2	1:53.857	33.950	29.453	50.454	277.6	1:49:37.214	49	2	1:56.194	34.051	30.399	51.744	272.7	1:41:54.326
56	2	1:58.788	33.193	30.298	55.297	272.0	1:51:36.002	50	2	1:56.100	33.759	30.705	51.636	272.7	1:43:50.426
88 AF Corse Ferrari 296 GT3 GT3 1.Custodio TOLEDO 2.Riccardo AGOSTINI															
1	1	2:16.820	48.941	31.333	56.546	280.5	2:16.820	51	2	1:57.028	33.896	30.626	52.506	270.7	1:45:47.454
2	1	2:02.625	36.167	30.620	55.838	276.2	4:19.445	52	2	1:57.768	35.691	30.618	51.459	274.1	1:47:45.222
3	1	2:00.690	35.763	30.931	53.996	273.4	6:20.135	53	2	1:55.119	33.639	30.247	51.233	272.0	1:49:40.341
4	1	1:59.074	35.045	30.571	53.458	274.1	8:19.209	54	2	1:56.039	33.852	30.393	51.794	271.4	1:51:36.380
5	1	1:59.655	35.462	30.594	53.599	274.8	10:18.864	91 Blackthorn Aston Martin Vantage GT3 EVO GT3 1.Claude BOVET 2.David MCDONALD							
6	1	2:01.236	35.809	31.327	54.100	271.4	12:20.100	1	1	2:15.777	48.582	31.608	55.587	278.4	2:15.777
7	1	2:16.115	34.819	30.695	1:10.601	275.5	14:36.215	2	1	2:01.664	36.072	30.658	54.934	277.6	4:17.441
8	1	2:30.224	1:05.840	30.775	53.609	272.0	17:06.439	3	1	1:59.950	35.707	30.680	53.563	276.2	6:17.391
9	1	1:58.872	34.645	30.691	53.536	271.4	19:05.311	4	1	2:00.117	35.201	30.587	54.329	276.2	8:17.508
10	1	1:58.570	34.633	30.743	53.194	272.0	21:03.881	5	1	2:00.444	36.131	30.750	53.563	274.8	10:17.952
								6	1	2:00.325	35.643	30.826	53.856	274.1	12:18.277



LE MANS CUP

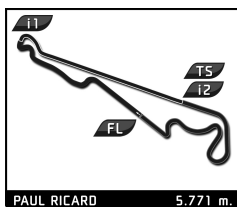


Michelin Le Mans Cup Le Castellet Round Race

Sector Analysis

Lap under Red Flag														Invalidated Lap	Personal Best	Session Best	B Crossing the pit lane
Lap	D	Time	Sector 1	Sector 2	Sector 3	T. Spd	Elapsed	Lap	D	Time	Sector 1	Sector 2	Sector 3	T. Spd	Elapsed		
7	1	2:19.879	35.983	30.826	1:13.070	276.2	14:38.156	4	1	1:53.369	33.507	29.573	50.289	280.5	7:37.409		
8	1	2:29.246	1:04.314	30.888	54.044	275.5	17:07.402	5	1	1:52.747	33.337	29.423	49.987	281.2	9:30.156		
9	1	2:01.147	35.903	30.842	54.402	273.4	19:08.549	6	1	1:53.476	33.376	29.390	50.710	281.2	11:23.632		
10	1	2:03.183	36.031	30.808	56.344	272.7	21:11.732	7	1	1:53.488	33.773	29.647	50.068	279.8	13:17.120		
11	1	2:01.259	36.057	30.827	54.375	272.0	23:12.991	8	1	2:55.895	33.775	1:18.844	1:03.276		16:13.015		
12	1	2:00.657	35.689	30.772	54.196	272.0	25:13.648	9	1	1:52.891	33.369	29.474	50.048	279.1	18:05.906		
13	1	2:00.093	35.460	30.686	53.947	273.4	27:13.741	10	1	1:52.894	33.379	29.551	49.964	279.8	19:58.800		
14	1	2:00.636	35.493	30.707	54.436	273.4	29:14.377	11	1	1:52.458	33.385	29.409	49.664	280.5	21:51.258		
15	1	2:01.069	36.023	30.776	54.270	273.4	31:15.446	12	1	1:52.325	33.249	29.402	49.674	279.8	23:43.583		
16	1	2:01.957	36.273	30.991	54.693	273.4	33:17.403	13	1	1:52.846	33.305	29.423	50.118	279.8	25:36.429		
17	1	2:02.692	35.854	31.050	55.788	272.0	35:20.095	14	1	1:54.820	34.568	29.646	50.606	280.5	27:31.249		
18	1	2:02.131	35.719	31.524	54.888	264.7	37:22.226	15	1	1:53.678	33.605	29.342	50.731	282.7	29:24.927		
19	1	3:14.355	36.332	52.368	1:45.655		40:36.581	16	1	1:52.614	33.290	29.319	50.005	279.8	31:17.541		
20	1	2:35.040	1:09.515	31.036	54.489	271.4	43:11.621	17	1	1:53.448	33.776	29.588	50.084	279.1	33:10.989		
21	1	2:01.213	35.924	30.924	54.365	271.4	45:12.834	18	1	1:52.462	33.097	29.440	49.925	280.5	35:03.451		
22	1	4:28.644	B 36.220	30.859	3:21.565	272.7	49:41.478	19	1	1:54.178	33.267	29.259	51.652	285.0	36:57.629		
23	2	2:26.946	56.836	32.961	57.149	266.7	52:08.424	20	1	2:12.991	33.400	29.480	1:10.111	282.0	39:10.620		
24	2	2:02.691	37.196	31.446	54.049	271.4	54:11.115	21	1	3:23.103	1:09.768	1:20.383	52.952	142.5	42:33.723		
25	2	1:58.514	34.940	30.626	52.948	272.0	56:09.629	22	1	1:52.928	33.479	29.421	50.028	277.6	44:26.651		
26	2	1:58.386	34.962	30.576	52.848	272.0	58:08.015	23	1	1:53.352	33.601	29.428	50.323	277.6	46:20.003		
27	2	1:58.703	35.237	30.826	52.640	272.7	1:00:06.718	24	1	1:53.324	33.400	29.588	50.336	280.5	48:13.327		
28	2	1:58.071	34.669	30.582	52.820	272.0	1:02:04.789	25	1	2:00.675	B 33.517	29.418	57.740	281.2	50:14.002		
29	2	1:57.389	34.670	30.624	52.095	272.7	1:04:02.178	26	2	4:26.449	3:07.298	29.657	49.494	279.1	54:40.451		
30	2	1:56.732	34.142	30.596	51.994	272.0	1:05:58.910	27	2	1:51.144	32.789	29.451	48.904	278.4	56:31.595		
31	2	1:57.574	34.563	30.680	52.331	263.4	1:07:56.484	28	2	1:50.775	32.409	29.357	49.009	279.8	58:22.370		
32	2	1:58.108	34.910	30.558	52.640	274.1	1:09:54.592	29	2	1:50.611	32.541	29.350	48.720	282.7	1:00:12.981		
33	2	2:01.057	34.628	30.541	55.888	278.4	1:11:55.649	30	2	1:50.997	32.457	29.308	49.232	281.2	1:02:03.978		
34	2	1:59.276	35.511	30.828	52.937	272.7	1:13:54.925	31	2	1:50.578	32.434	29.344	48.800	279.8	1:03:54.556		
35	2	1:58.423	34.559	30.495	53.369	274.8	1:15:53.348	32	2	1:51.225	32.460	29.431	49.334	278.4	1:05:45.781		
36	2	1:58.625	34.790	30.671	53.164	273.4	1:17:51.973	33	2	1:52.070	33.451	29.261	49.358	280.5	1:07:37.851		
37	2	1:57.934	34.665	30.612	52.657	272.7	1:19:49.907	34	2	1:51.222	32.756	29.473	48.993	278.4	1:09:29.073		
38	2	1:58.594	34.550	30.681	53.363	274.8	1:21:48.501	35	2	1:51.786	32.733	29.605	49.448	277.6	1:11:20.859		
39	2	1:58.018	34.800	30.609	52.609	273.4	1:23:46.519	36	2	1:52.165	32.876	29.617	49.672	279.1	1:13:13.024		
40	2	1:57.771	34.480	30.517	52.774	272.7	1:25:44.290	37	2	1:52.679	33.000	29.339	50.340	282.0	1:15:05.703		
41	2	1:57.980	34.659	30.473	52.848	273.4	1:27:42.270	38	2	1:51.837	32.736	29.600	49.501	277.6	1:16:57.540		
42	2	1:57.364	34.409	30.567	52.388	274.1	1:29:39.634	39	2	1:51.480	32.793	29.487	49.200	279.1	1:18:49.020		
43	2	1:59.086	34.596	30.542	53.948	274.1	1:31:38.720	40	2	1:52.282	32.992	29.435	49.855	279.1	1:20:41.302		
44	2	1:58.909	34.641	30.589	53.679	273.4	1:33:37.629	41	2	1:52.203	33.183	29.554	49.466	279.1	1:22:33.505		
45	2	1:59.339	35.541	30.596	53.202	273.4	1:35:36.968	42	2	1:53.515	33.174	29.244	51.097	282.7	1:24:27.020		
46	2	1:57.864	34.423	30.540	52.901	272.7	1:37:34.832	43	2	1:54.940	34.367	29.551	51.022	282.0	1:26:21.960		
47	2	1:58.472	34.445	30.801	53.226	274.1	1:39:33.304	44	2	1:52.468	33.164	29.486	49.818	279.8	1:28:14.428		
48	2	1:58.843	35.213	30.758	52.872	276.2	1:41:32.147	45	2	1:54.079	33.240	29.294	51.545	281.2	1:30:08.507		
49	2	1:59.492	34.369	30.629	54.494	260.9	1:43:31.639	46	2	1:52.870	33.442	29.328	50.100	281.2	1:32:01.377		
50	2	1:58.777	34.575	30.570	53.632	274.1	1:45:30.416	47	2	1:51.610	32.960	29.444	49.206	278.4	1:33:52.987		
51	2	1:57.523	34.380	30.404	52.739	272.7	1:47:27.939	48	2	1:51.793	32.909	29.564	49.320	277.6	1:35:44.780		
52	2	1:57.621	34.500	30.645	52.476	274.1	1:49:25.560	49	2	1:51.896	33.005	29.188	49.703	281.2	1:37:36.676		
53	2	1:57.923	34.474	30.563	52.886	272.7	1:51:23.483	50	2	1:52.860	33.097	29.965	49.798	277.6	1:39:29.536		
97 COOL Racing Ligier JS P320 - Nissan LMP3																	
1. Adrien CHILA																	
2. David DROUX																	
1	1	1:56.924	36.349	29.664	50.911	279.8	1:56.924	51	2	1:52.133	33.149	29.371	49.613	277.6	1:41:21.669		
2	1	1:53.731	33.685	29.546	50.500	280.5	3:50.655	52	2	1:52.117	33.026	29.471	49.620	279.1	1:43:13.786		
3	1	1:53.385	33.597	29.407	50.381	280.5	5:44.040	53	2	1:52.627	33.288	29.444	49.895	279.1	1:45:06.413		
54	2	1:52.852	33.582	29.090	50.180	282.7	1:46:59.265	54	2	1:52.852	33.582	29.090	50.180	282.7	1:46:59.265		
55	2	1:52.412	32.858	29.218	50.336	279.8	1:48:51.677	55	2	1:52.412	32.858	29.218	50.336	279.8	1:48:51.677		
56	2	1:54.235	33.306	29.248	51.681	280.5	1:50:45.912	56	2	1:54.235	33.306	29.248	51.681	280.5	1:50:45.912		

LE MANS CUP



Michelin Le Mans Cup Le Castellet Round Race

PAUL RICARD 5.771 m. Sector Analysis

Lap under Red Flag Invalidated Lap ■ Personal Best ■ Session Best **B** Crossing the pit lane

Lap	D	Time	Sector 1	Sector 2	Sector 3	T. Spd	Elapsed	Lap	D	Time	Sector 1	Sector 2	Sector 3	T. Spd	Elapsed	
99	More Motorsport 1.Mark VAN DER SNEL 2.Max VAN DER SNEL JR.							Ligier JS P320 - Nissan LMP3								
	1	1	2:09.181	44.030	30.814	54.337	282.7	2:09.181	51	2	1:53.448	33.453	29.616	50.379	275.5	1:43:07.483
	2	1	1:58.542	35.091	30.051	53.400	279.1	4:07.723	52	2	1:54.320	33.554	29.564	51.202	277.6	1:45:01.803
3	1	1:57.329	34.733	30.162	52.434	269.3	6:05.052	53	2	1:55.322	34.672	29.775	50.875	276.2	1:46:57.125	
4	1	1:56.149	34.236	30.235	51.678	269.3	8:01.201	54	2	1:53.493	33.547	29.588	50.358	278.4	1:48:50.618	
5	1	1:55.180	33.942	29.928	51.310	273.4	9:56.381	55	2	1:53.197	33.367	29.756	50.074	274.8	1:50:43.815	
6	1	1:55.199	33.824	29.944	51.431	273.4	11:51.580	56	2	1:53.520	33.259	29.488	50.773	274.8	1:52:37.335	
7	1	1:55.777	33.827	30.100	51.850	274.1	13:47.357									
8	1	2:44.588	56.921	55.867	51.800	256.5	16:31.945									
9	1	1:55.167	34.037	30.021	51.109	273.4	18:27.112									
10	1	1:55.182	33.885	30.064	51.233	274.8	20:22.294									
11	1	1:55.246	34.096	29.965	51.185	276.2	22:17.540									
12	1	1:55.448	34.053	29.921	51.474	275.5	24:12.988									
13	1	1:55.601	34.024	29.967	51.610	276.2	26:08.589									
14	1	1:55.046	33.977	30.001	51.068	273.4	28:03.635									
15	1	1:54.716	33.982	29.830	50.904	274.8	29:58.351									
16	1	1:56.777	35.053	30.095	51.629	279.1	31:55.128									
17	1	1:56.555	33.968	30.307	52.280	273.4	33:51.683									
18	1	1:55.068	33.986	29.968	51.114	274.8	35:46.751									
19	1	1:55.622	33.925	29.869	51.828	276.2	37:42.373									
20	1	3:36.187	34.221	1:16.662	1:45.304		41:18.560									
21	1	2:12.152	48.719	30.625	52.808	275.5	43:30.712									
22	1	1:55.264	33.977	30.078	51.209	274.1	45:25.976									
23	1	1:55.078	33.828	29.884	51.366	274.8	47:21.054									
24	1	1:55.517	34.117	30.001	51.399	273.4	49:16.571									
25	1	2:02.286 B	34.067	29.924	58.295	272.7	51:18.857									
26	2	4:31.539	3:09.865	30.215	51.459	274.1	55:50.396									
27	2	1:54.836	33.776	29.709	51.351	277.6	57:45.232									
28	2	1:53.746	33.466	29.630	50.650	276.2	59:38.978									
29	2	1:52.696	33.106	29.683	49.907	273.4	1:01:31.674									
30	2	1:52.827	33.092	29.654	50.081	276.2	1:03:24.501									
31	2	1:52.562	32.984	29.740	49.838	273.4	1:05:17.063									
32	2	1:52.787	33.094	29.868	49.825	274.8	1:07:09.850									
33	2	1:52.658	33.084	29.793	49.781	273.4	1:09:02.508									
34	2	1:53.024	33.298	29.759	49.967	276.2	1:10:55.532									
35	2	1:53.819	33.261	29.800	50.758	279.1	1:12:49.351									
36	2	1:53.417	33.156	29.883	50.378	275.5	1:14:42.768									
37	2	1:53.178	33.258	29.640	50.280	279.1	1:16:35.946									
38	2	1:55.161	34.292	29.562	51.307	277.6	1:18:31.107									
39	2	1:55.518	34.291	29.569	51.658	282.0	1:20:26.625									
40	2	1:53.420	33.867	29.569	49.984	277.6	1:22:20.045									
41	2	1:53.010	33.270	29.733	50.007	275.5	1:24:13.055									
42	2	1:54.256	33.655	29.824	50.777	272.0	1:26:07.311									
43	2	1:53.055	33.508	29.606	49.941	274.1	1:28:00.366									
44	2	1:54.111	33.752	29.868	50.491	274.8	1:29:54.477									
45	2	1:53.987	33.571	29.729	50.687	278.4	1:31:48.464									
46	2	1:53.078	33.425	29.647	50.006	275.5	1:33:41.542									
47	2	1:53.467	33.691	29.571	50.205	280.5	1:35:35.009									
48	2	1:53.440	33.440	29.684	50.316	276.2	1:37:28.449									
49	2	1:52.851	33.209	29.869	49.773	274.1	1:39:21.300									
50	2	1:52.735	33.335	29.659	49.741	274.8	1:41:14.035									