


LE MANS CUP



MLMC Collective Test Day
Spa-Francorchamps Round
Morning Test

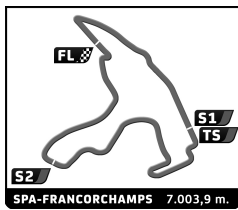
Sector Analysis

Lap under Red Flag Invalidated Lap Personal Best Session Best Crossing the pit lane

Lap	D	Time	Sector 1	Sector 2	Sector 3	T. Spd	Elapsed	Lap	D	Time	Sector 1	Sector 2	Sector 3	T. Spd	Elapsed
2 CD Sport 1. Shahan SARKISSIAN 2. Willyam GOSSELIN Ligier JS P320 - Nissan LMP3								2	2	2:23.831	41.564	1:04.813	37.454	256.2	5:23.215
								3	2	2:16.152	38.924	1:02.391	34.837	266.9	7:39.367
								4	2	2:16.255	38.728	1:02.406	35.121	269.6	9:55.622
1	2	2:52.423	1:01.733	1:11.973	38.717	185.2	2:52.423	5	2	2:14.610	39.080	1:01.129	34.401	265.6	12:10.232
2	2	5:19.706 B	3:39.902	1:05.332	34.472	201.4	8:12.129	6	2	2:15.421	38.573	1:01.931	34.917	270.2	14:25.653
3	2	2:16.799	39.244	1:02.638	34.917	268.9	10:28.928	7	2	2:13.484	38.471	1:00.706	34.307	268.9	16:39.137
4	2	2:18.316	39.254	1:02.951	36.111	270.9	12:47.244	8	1	1:00.850 B	...	1:06.894	36.768	219.8	29:39.987
5	2	2:16.535	38.531	1:03.199	34.805	274.3	15:03.779	9	1	2:24.586	40.122	1:06.147	38.317	254.4	32:04.573
6	2	3:16.833	38.600	1:13.297	1:24.936	274.3	18:20.612	10	1	2:18.173	39.353	1:02.892	35.928	266.2	34:22.746
7	2	13:05.700 B	...	1:05.072	35.848	245.7	31:26.312	11	1	2:17.528	39.527	1:03.054	34.947	266.2	36:40.274
8	2	2:17.586	39.893	1:02.833	34.860	263.0	33:43.898	12	1	2:16.980	39.273	1:03.034	34.673	264.3	38:57.254
9	2	2:15.923	38.700	1:02.870	34.353	270.2	35:59.821	13	1	10:56.089 B	9:16.045	1:04.720	35.324	245.7	49:53.343
10	2	2:15.204	38.407	1:01.886	34.911	272.9	38:15.025	14	1	2:20.158	39.454	1:04.236	36.468	265.6	52:13.501
11	2	3:57.689	38.809	1:53.341	1:25.539	271.6	42:12.714	15	1	2:18.989	39.133	1:04.247	35.609	266.2	54:32.490
12	2	7:38.220 B	5:58.518	1:04.069	35.633	243.0	49:50.934								
13	2	2:19.560	38.737	1:04.322	36.501	272.9	52:10.494								
14	2	2:18.362	38.414	1:05.016	34.932	273.6	54:28.856								
6 ANS Motorsport 1. Eric DE DONCKER 2. Nicolas SCHATZ Ligier JS P320 - Nissan LMP3								1	2	3:18.647	1:15.028	1:19.695	43.924	162.9	3:18.647
								2	2	4:59.075 B	3:13.028	1:08.205	37.842	241.9	8:17.722
								3	2	2:19.924	41.412	1:03.585	34.927	260.5	10:37.646
								4	2	2:16.365	39.501	1:02.319	34.545	266.2	12:54.011
								5	2	2:16.230	39.262	1:02.554	34.414	267.6	15:10.241
								6	2	3:19.119	39.548	1:14.079	1:25.492	266.9	18:29.360
								7	2	11:05.452 B	9:20.300	1:08.018	37.134	217.2	29:34.812
								8	2	2:17.218	39.558	1:02.930	34.730	269.6	31:52.030
								9	2	2:19.074	40.173	1:04.304	34.597	246.8	34:11.104
								10	1	5:02.142 B	3:15.369	1:08.057	38.716	226.7	39:13.246
								11	1	10:07.588 B	8:25.198	1:05.563	36.827	245.2	49:20.834
								12	1	2:20.519	40.462	1:04.612	35.445	266.9	51:41.353
								13	1	2:20.439	39.056	1:04.709	36.674	272.3	54:01.792
7 Nielsen Racing 1. Anthony WELLS 2. Wayne BOYD Ligier JS P320 - Nissan LMP3								1	2	3:06.157	1:12.417	1:14.839	38.901	163.7	3:06.157
								2	2	2:25.440	42.079	1:06.797	36.564	252.6	5:31.597
								3	2	2:21.171	40.391	1:05.070	35.710	258.6	7:52.768
								4	2	2:18.105	39.842	1:03.193	35.070	260.5	10:10.873
								5	2	2:20.725	39.912	1:04.438	36.375	261.1	12:31.598
								6	2	6:57.628 B	3:54.918	1:37.129	1:25.581	245.2	19:29.226
								7	1	11:16.067 B	9:23.234	1:12.844	39.989	234.5	30:45.293
								8	1	2:29.074	42.414	1:08.889	37.771	250.3	33:14.367
								9	1	2:26.974	42.438	1:07.490	37.046	250.3	35:41.341
								10	1	2:25.454	41.307	1:07.100	37.047	253.2	38:06.795
								11	1	3:54.899	41.468	1:45.116	1:28.315	252.6	42:01.694
								12	1	8:34.803 B	6:18.494	1:09.788	1:06.521	227.6	50:36.497
								13	1	2:28.444	43.113	1:07.575	37.756	251.4	53:04.941
10 Racing Spirit of LeMan 1. Christophe LAPIERRE 2. Marius FOSSARD Ligier JS P320 - Nissan LMP3								1	2	3:28.559	1:30.668	1:17.826	40.065	179.1	3:28.559
								2	2	2:24.063	41.247	1:06.829	35.987	238.2	5:52.622
								3	2	2:18.336	39.623	1:03.617	35.096	255.0	8:10.958
								4	2	2:17.741	39.308	1:02.958	35.475	267.6	10:28.699
11 CD Sport 1. Christian SHORT 2. Franck CHAPPARD Ligier JS P320 - Nissan LMP3								1	2	3:28.559	1:30.668	1:17.826	40.065	179.1	3:28.559
								2	2	2:24.063	41.247	1:06.829	35.987	238.2	5:52.622
								3	2	2:18.336	39.623	1:03.617	35.096	255.0	8:10.958
								4	2	2:17.741	39.308	1:02.958	35.475	267.6	10:28.699
12 Kessel Racing 1. Frederic JOUSSET 2. David Cleto FUMANELLI Ferrari 296 GT3 GT3								1	2	3:28.559	1:30.668	1:17.826	40.065	179.1	3:28.559
								2	2	2:24.063	41.247	1:06.829	35.987	238.2	5:52.622
								3	2	2:18.336	39.623	1:03.617	35.096	255.0	8:10.958
								4	2	2:17.741	39.308	1:02.958	35.475	267.6	10:28.699
13 MRacing 1. Romano RICCI 2. Alexandre COUGNAUD Ligier JS P320 - Nissan LMP3								1	2	3:28.559	1:30.668	1:17.826	40.065	179.1	3:28.559
								2	2	2:24.063	41.247	1:06.829	35.987	238.2	5:52.622
								3	2	2:18.336	39.623	1:03.617	35.096	255.0	8:10.958
								4	2	2:17.741	39.308	1:02.958	35.475	267.6	10:28.699



LE MANS CUP



MLMC Collective Test Day
Spa-Francorchamps Round
Morning Test

Sector Analysis

Lap under Red Flag Invalidated Lap Personal Best Session Best Crossing the pit lane

Lap	D	Time	Sector 1	Sector 2	Sector 3	T. Spd	Elapsed	Lap	D	Time	Sector 1	Sector 2	Sector 3	T. Spd	Elapsed
5	2	2:16.959	38.833	1:02.961	35.165	270.2	12:45.658	5	2	2:23.924	40.861	1:05.147	37.916	259.9	13:45.595
6	2	2:16.560	38.523	1:03.156	34.881	271.6	15:02.218	6	2	2:21.462	40.491	1:04.991	35.980	261.7	16:07.057
7	2	14:33.577 B	...	1:09.563	35.729	178.2	29:35.795	7	1	14:01.946 B	...	1:14.122	39.036	225.8	30:09.003
8	2	2:16.816	38.945	1:03.320	34.551	249.7	31:52.611	8	1	2:28.900	42.632	1:08.377	37.891	255.6	32:37.903
9	2	2:16.590	39.265	1:03.058	34.267	264.9	34:09.201	9	1	2:27.512	41.657	1:08.439	37.416	256.8	35:05.415
10	2	2:13.824	38.329	1:01.171	34.324	268.9	36:23.025	10	1	2:27.353	41.477	1:07.243	38.633	256.2	37:32.768
11	2	2:15.084	38.237	1:02.593	34.254	265.6	38:38.109	11	1	3:24.836	43.616	1:09.835	1:31.385	260.5	40:57.604
12	2	4:05.503	41.913	1:58.236	1:25.354	136.3	42:43.612	12	1	8:48.013 B	6:57.976	1:10.076	39.961	228.6	49:45.617
13	2	7:13.017 B	5:32.167	1:06.353	34.497	236.1	49:56.629	13	1	2:28.639	41.111	1:08.754	38.774	259.9	52:14.256
14	2	2:17.736	38.365	1:03.138	36.233	268.9	52:14.365	14	1	2:27.585	41.805	1:09.125	36.655	228.6	54:41.841
15	2	2:23.024	38.660	1:04.111	40.253	236.1	54:37.389								

18 High Class Racing Porsche 911 GT3 R (992)
 1. Nicholas JONES GT3
 2. Nico MENZEL

1	2	3:26.954	1:29.123	1:17.472	40.359	185.9	3:26.954
2	2	2:22.438	41.436	1:05.148	35.854	249.1	5:49.392
3	2	2:20.834	39.423	1:05.159	36.252	263.6	8:10.226
4	2	2:17.488	39.622	1:02.938	34.928	265.6	10:27.714
5	2	2:18.437	39.426	1:03.134	35.877	264.9	12:46.151
6	1	17:29.216 B	...	1:09.452	38.778	215.9	30:15.367
7	1	2:27.986	41.746	1:08.458	37.782	256.8	32:43.353
8	1	2:26.247	41.433	1:06.624	38.190	255.6	35:09.600
9	1	2:24.313	40.579	1:06.684	37.050	259.2	37:33.913
10	1	3:26.778	41.629	1:15.809	1:29.340	256.8	41:00.691
11	1	9:03.133 B	7:15.327	1:10.354	37.452	205.6	50:03.824
12	1	2:24.966	40.847	1:06.724	37.395	259.9	52:28.790
13	1	2:26.376	41.065	1:07.560	37.751	258.6	54:55.166

20 High Class Racing Ligier JS P320 - Nissan
 1. Jens Reno MOLLER LMP3
 2. Tommy FOSTER

1	2	2:51.581	1:03.000	1:10.064	38.517	198.5	2:51.581
2	2	2:22.349	41.160	1:05.109	36.080	259.9	5:13.930
3	2	2:14.742	39.033	1:01.285	34.424	264.9	7:28.672
4	2	2:13.908	38.918	1:00.561	34.429	262.4	9:42.580
5	2	2:13.280	38.760	1:00.228	34.292	264.9	11:55.860
6	2	2:13.742	38.669	59.976	35.097	264.9	14:09.602
7	2	2:12.442	38.587	59.677	34.178	263.6	16:22.044
8	1	12:54.575 B	...	1:06.077	36.738	230.1	29:16.619
9	1	2:18.374	39.951	1:02.952	35.471	258.6	31:34.993
10	1	2:19.167	39.833	1:03.596	35.738	244.6	33:54.160
11	1	2:16.688	39.158	1:02.268	35.262	260.5	36:10.848
12	1	2:16.486	38.969	1:02.567	34.950	261.7	38:27.334
13	1	4:07.759	41.845	1:58.781	1:27.133	212.5	42:35.093
14	1	7:24.922 B	5:39.184	1:07.524	38.214	221.6	50:00.015
15	1	2:17.093	39.378	1:02.327	35.388	260.5	52:17.108
16	1	2:15.962	38.671	1:02.554	34.737	264.3	54:33.070

23 Biogas Motorsport Ferrari 296 GT3
 1. Josep MAYOLA COMADIR GT3
 2. Marc CAROL YBARRA

1	2	4:07.659	2:07.521	1:19.009	41.129	203.7	4:07.659
2	2	2:27.596	42.948	1:07.237	37.411	254.4	6:35.255
3	2	2:23.373	41.202	1:05.457	36.714	258.0	8:58.628
4	2	2:23.043	40.903	1:05.763	36.377	261.7	11:21.671

24 Steller Motorsport Audi R8 LMS
 1. Andrew BENTLEY GT3
 2. James WALKER

1	2	3:25.153	1:23.927	1:20.019	41.207	179.7	3:25.153
2	2	2:34.212	43.862	1:12.360	37.990	222.5	5:59.365
3	2	2:26.493	41.809	1:07.059	37.625	223.4	8:25.858
4	2	2:25.221	42.379	1:05.745	37.097	258.0	10:51.079
5	2	2:22.797	41.154	1:04.955	36.688	258.6	13:13.876
6	2	2:21.649	40.735	1:04.626	36.288	259.9	15:35.525
7	2	3:51.238	40.447	1:43.717	1:27.074	260.5	19:26.763
8	1	10:48.158 B	8:46.786	1:20.248	41.124	162.7	30:14.921
9	1	2:35.328	44.965	1:11.296	39.067	226.7	32:50.249
10	1	2:24.890	40.932	1:07.194	36.764	255.6	35:15.139
11	1	2:21.647	40.519	1:05.066	36.062	258.6	37:36.786
12	1	3:45.273	40.115	1:35.141	1:30.017	263.0	41:22.059
13	1	8:48.087 B	6:58.837	1:11.912	37.338	222.5	50:10.146
14	1	2:20.894	40.423	1:04.665	35.806	259.9	52:31.040
15	1	2:25.270	40.071	1:07.562	37.637	261.7	54:56.310

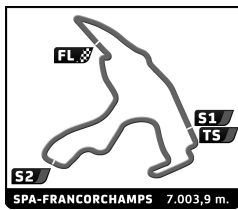
26 Bretton Racing Ligier JS P320 - Nissan
 1. Jamie FALVEY LMP3
 2. Dan SKOCDOPOLE

1	1	3:01.476	1:08.501	1:14.111	38.864	180.6	3:01.476
2	1	2:24.485	42.223	1:05.490	36.772	249.7	5:25.961
3	1	2:23.776	40.578	1:05.069	38.129	248.5	7:49.737
4	1	2:20.559	40.224	1:04.772	35.563	205.6	10:10.296
5	1	4:10.880 B	2:32.736	1:03.117	35.027	243.5	14:21.176
6	1	2:15.263	39.083	1:01.665	34.515	263.6	16:36.439
7	1	13:06.225 B	...	1:06.100	36.252	234.5	29:42.664
8	1	2:18.464	39.054	1:03.822	35.588	263.6	32:01.128
9	1	2:20.621	39.249	1:04.509	36.863	257.4	34:21.749
10	1	2:15.989	38.895	1:02.514	34.580	262.4	36:37.738
11	1	2:14.550	38.716	1:01.409	34.425	264.3	38:52.288
12	1	11:21.368 B	9:37.142	1:05.709	38.517	234.5	50:13.656
13	1	2:23.220	39.303	1:03.412	40.505	259.2	52:36.876
14	1	2:23.016	38.713	1:04.005	40.298	263.6	54:59.892

27 P4 Racing Ligier JS P320 - Nissan
 1. Andrew FERGUSON LMP3
 2. Louis HAMILTON-SMITH

1	1	4:05.173	2:02.355	1:21.076	41.742	159.1	4:05.173
2	1	5:16.516 B	3:29.043	1:09.308	38.165	227.6	9:21.689
3	1	2:25.606	41.617	1:06.833	37.156	255.6	11:47.295
4	1	2:24.615	41.111	1:04.638	38.866	256.2	14:11.910
5	1	2:22.211	40.412	1:04.466	37.333	260.5	16:34.121

LE MANS CUP

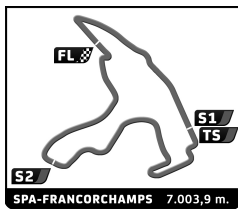


MLMC Collective Test Day
Spa-Francorchamps Round
Morning Test

Sector Analysis

Lap under Red Flag												Invalidated Lap	Personal Best	Session Best	B Crossing the pit lane	
Lap	D	Time	Sector 1	Sector 2	Sector 3	T. Spd	Elapsed	Lap	D	Time	Sector 1	Sector 2	Sector 3	T. Spd	Elapsed	
28 MY2S RACING Ligier JS P320 - Nissan LMP3																
1. Terrence WOODWARD																
2. Viacheslav GUTAK																
6	1	13:47.205	B	...		240.3	30:21.326	10	1	5:27.717	B	3:10.397	1:06.715	1:10.605	236.1	39:59.163
7	1	2:26.295					32:47.621	11	1	9:24.090	B	7:40.397	1:05.828	37.865	241.3	49:23.253
8	1	2:20.714					35:08.335	12	1	2:22.148		39.826	1:05.194	37.128	264.3	51:45.401
9	1	14:13.012					49:21.347	13	1	2:19.760		39.564	1:04.418	35.778	259.9	54:05.161
10	1	2:21.747					51:43.094									
11	1	2:19.760					54:02.854									
42 Steller Motorsport Duqueine M30 - D08 - Nissan LMP3																
1. Joshua CAYGILL																
2. Sennan FIELDING																
1	2	3:12.549		1:16.999	1:16.746	38.804	164.4	3:12.549								
2	2	2:20.831		40.930	1:04.277	35.624	260.5	5:33.380								
3	2	2:17.722		38.912	1:03.777	35.033	271.6	7:51.102								
4	2	2:15.230		38.351	1:02.171	34.708	273.6	10:06.332								
5	2	2:15.940		38.964	1:02.589	34.387	272.9	12:22.272								
6	2	2:13.435		38.250	1:00.776	34.409	274.3	14:35.707								
43 Inter Europol Competition Ligier JS P320 - Nissan LMP3																
1. Timothy CRESWICK																
2. Sebastian GRAVLUND																
1	2	3:38.722		1:42.858	1:13.845	42.019	200.3	3:38.722								
2	2	2:26.686		43.194	1:05.821	37.671	226.2	6:05.408								
3	2	2:20.770		41.041	1:03.229	36.500	259.2	8:26.178								
4	2	2:18.120		40.465	1:02.082	35.573	262.4	10:44.298								
5	2	2:17.357		39.443	1:02.717	35.197	265.6	13:01.655								
6	2	2:16.782		39.512	1:02.263	35.007	263.6	15:18.437								
7	2	3:17.957		38.698	1:13.720	1:25.539	270.2	18:36.394								
8	1	10:54.956	B	9:09.299	1:09.323	36.334	207.6	29:31.350								
9	1	2:20.408		40.191	1:04.101	36.116	261.1	31:51.758								
10	1	2:21.424		39.784	1:06.007	35.633	262.4	34:13.182								
11	1	2:20.739		38.990	1:05.987	35.762	264.9	36:33.921								
12	1	2:17.299		38.925	1:03.335	35.039	267.6	38:51.220								
13	1	10:30.946	B	8:49.147	1:05.397	36.402	251.4	49:22.166								
14	1	2:19.924		40.383	1:04.216	35.325	259.9	51:42.090								
15	1	2:20.448		39.028	1:04.564	36.856	268.2	54:02.538								
44 Team Virage Ligier JS P320 - Nissan LMP3																
1. Georgios KOLOVOS																
2. Mihnea STEFAN																
1	1	2:48.737		50.108	1:17.882	40.747	135.6	2:48.737								
2	1	2:25.580		42.450	1:06.252	36.878	247.4	5:14.317								
3	1	2:20.427		40.122	1:04.187	36.118	262.4	7:34.744								
4	1	2:20.004		40.057	1:04.280	35.667	260.5	9:54.748								
5	1	2:19.498		40.116	1:03.365	36.017	246.3	12:14.246								
6	1	2:18.795		39.686	1:03.323	35.786	264.3	14:33.041								
7	1	2:23.827		39.637	1:02.899	41.291	264.3	16:56.868								
8	2	13:49.308	B	...	1:05.752	35.221	210.8	30:46.176								
9	2	2:18.301		41.171	1:02.391	34.739	256.8	33:04.477								
10	2	2:15.804		39.401	1:01.959	34.444	261.1	35:20.281								
11	2	2:16.806		38.816	1:03.049	34.941	267.6	37:37.087								
12	2	11:39.144	B	9:58.448	1:05.768	34.928	212.1	49:16.231								
13	2	2:16.110		39.099	1:01.249	35.762	264.3	51:32.341								
14	2	2:13.632		38.845	1:00.379	34.408	264.3	53:45.973								
50 Reiter Engineering Ligier JS P320 - Nissan LMP3																
1. Horst FELBERMAYR																
2. Miklas BORN																
1	2	2:48.426		50.890	1:17.569	39.967	146.0	2:48.426								
2	2	4:49.489	B	3:09.128	1:05.230	35.131	240.3	7:37.915								
29 MY2S Racing Ligier JS P320 - Nissan LMP3																
1. Jacek ZIELONKA																
2. Maximus MAYER																
1	2	3:30.951		1:35.056	1:15.863	40.032	160.8	3:30.951								
2	2	2:24.701		42.416	1:06.007	36.278	255.0	5:55.652								
3	2	2:17.487		39.876	1:02.975	34.636	259.9	8:13.139								
4	2	2:16.516		39.115	1:02.375	35.026	266.2	10:29.655								
5	2	2:21.820		38.956	1:02.983	39.881	268.2	12:51.475								
6	2	2:14.037		38.994	1:00.610	34.433	266.2	15:05.512								
7	2	3:13.907		38.823	1:10.265	1:24.819	267.6	18:19.419								
8	2	10:56.522	B	9:16.643	1:04.728	35.151	240.3	29:15.941								
9	2	2:14.264		39.003	1:00.758	34.503	262.4	31:30.205								
10	1	5:36.879	B	3:54.063	1:05.487	37.329	232.0	37:07.084								
11	1	3:39.968		40.323	1:06.247	1:53.398	257.4	40:47.052								
12	1	8:42.964	B	7:00.863	1:05.034	37.067	228.1	49:30.016								
13	1	2:21.042		40.040	1:03.991	37.011	261.1	51:51.058								
14	1	2:17.904		39.353	1:03.114	35.437	264.3	54:08.962								
34 Inter Europol Competition Ligier JS P320 - Nissan LMP3																
1. Alexander BUKHANTSOV																
2. Rik KOEN																
1	2	3:39.065		1:44.008	1:13.664	41.393	192.1	3:39.065								
2	2	4:45.558	B	3:02.835	1:06.826	35.897	210.4	8:24.623								
3	2	2:18.528		39.684	1:03.646	35.198	262.4	10:43.151								
4	2	2:16.701		39.543	1:02.689	34.469	263.6	12:59.852								
5	2	2:16.962		38.825	1:02.415	35.722	266.9	15:16.814								
6	2	3:17.751		38.834	1:14.052	1:24.865	266.9	18:34.565								
7	2	11:25.986	B	9:33.735	1:06.631	45.620	218.5	30:00.551								
8	2	2:16.210		38.934	1:02.784	34.492	264.3	32:16.761								
9	2	2:14.685		38.622	1:01.700	34.363	264.9	34:31.446								

LE MANS CUP



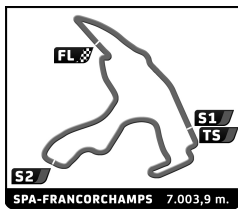
MLMC Collective Test Day
Spa-Francorchamps Round
Morning Test

Sector Analysis

Lap under Red Flag Invalidated Lap Personal Best Session Best Crossing the pit lane

Lap	D	Time	Sector 1	Sector 2	Sector 3	T. Spd	Elapsed	Lap	D	Time	Sector 1	Sector 2	Sector 3	T. Spd	Elapsed
71 Rinaldi Racing Ligier JS P320 - Nissan															
1. Stefan AUST LMP3															
2. Felipe FERNANDEZ-LASER															
1	2	3:14.743	1:04.139	1:25.729	44.875	155.5	3:14.743								
2	2	2:48.689	44.922	1:18.092	45.675	201.8	6:03.432								
3	2	2:56.580	49.011	1:15.693	51.876	172.8	9:00.012								
4	2	2:05:1.356	...	1:14.665	40.006	178.5	29:51.368								
5	2	2:31.511	42.073	1:06.906	42.532	216.3	32:22.879								
6	2	2:39.996	46.833	1:14.860	38.303	196.7	35:02.875								
7	2	2:30.054	40.548	1:08.609	40.897	236.1	37:32.929								
8	2	3:29.311	40.374	1:10.068	1:38.869	254.4	41:02.240								
9	2	9:34.046	7:55.028	1:02.020	36.998	246.8	50:36.286								
10	2	2:14.946	39.161	1:01.038	34.747	262.4	52:51.232								
11	2	2:15.137	39.051	1:01.477	34.609	263.6	55:06.369								
73 Proton Huber Competition Porsche 911 GT3 R (992)															
1. Jörg DREISOW GT3															
2. Manuel LAUCK															
1	2	2:49.322	52.283	1:17.282	39.757	181.8	2:49.322								
2	2	3:57.456	2:14.188	1:06.435	36.833	243.5	6:46.778								
3	2	2:19.601	40.157	1:03.895	35.549	261.7	9:06.379								
4	2	2:18.173	39.708	1:03.194	35.271	264.3	11:24.552								
5	2	2:20.231	39.820	1:03.737	36.674	264.3	13:44.783								
6	2	2:19.782	39.696	1:03.934	36.152	264.9	16:04.565								
7	2	4:30.189	56.943	2:07.890	1:25.356	80.4	20:34.754								
8	2	9:03.752	7:17.026	1:09.093	37.633	209.2	29:38.506								
9	2	2:19.343	39.765	1:03.697	35.881	264.3	31:57.849								
10	2	2:18.806	39.639	1:03.338	35.829	264.9	34:16.655								
11	2	6:31.759	3:25.408	1:14.896	1:51.455	210.4	40:48.414								
12	1	8:55.708	7:06.173	1:10.314	39.221	234.5	49:44.122								
13	1	2:33.919	42.981	1:12.197	38.741	176.2	52:18.041								
14	1	2:29.047	41.457	1:09.800	37.790	233.5	54:47.088								
74 Kessel Racing Ferrari 296 GT3															
1. Andrew GILBERT GT3															
2. Fran RUEDA MATEOS															
1	2	3:29.242	1:35.312	1:14.397	39.533	221.1	3:29.242								
2	2	2:27.260	41.727	1:07.976	37.557	255.0	5:56.502								
3	2	2:19.867	39.797	1:04.441	35.629	262.4	8:16.369								
4	2	2:18.765	39.745	1:03.713	35.307	261.7	10:35.134								
5	2	4:43.860	2:47.319	1:14.540	42.001	190.1	15:18.994								
6	2	3:25.824	40.311	1:20.481	1:25.032	258.6	18:44.818								
7	1	11:43.557	9:55.309	1:10.019	38.229	235.6	30:28.375								
8	1	2:25.395	41.216	1:06.941	37.238	255.0	32:53.770								
9	1	2:23.845	40.726	1:06.261	36.858	258.0	35:17.615								
10	1	2:24.313	40.621	1:06.733	36.959	259.2	37:41.928								
11	1	3:39.447	40.723	1:28.902	1:29.822	256.8	41:21.375								
12	1	8:54.153	6:58.413	1:17.314	38.426	230.6	50:15.528								
13	1	2:23.605	40.714	1:06.135	36.756	259.2	52:39.133								
14	1	2:22.698	40.502	1:06.176	36.020	258.6	55:01.831								
77 Team Thor Ligier JS P320 - Nissan															
1. Audunn GUDMUNDSSON LMP3															
2. Colin NOBLE															
1	2	2:51.603	1:03.227	1:10.829	37.547	200.3	2:51.603								
2	2	2:19.436	39.804	1:04.427	35.205	255.0	5:11.039								
3	2	2:13.813	38.815	1:00.485	34.513	263.0	7:24.852								
4	2	2:13.405	38.675	1:00.291	34.439	264.3	9:38.257								
5	2	2:12.889	38.713	59.804	34.372	264.3	11:51.146								
6	2	17:15.295	...	1:02.422	34.608	245.7	29:06.441								
7	2	2:14.720	38.664	1:01.470	34.586	261.7	31:21.161								
8	1	6:38.634	4:54.939	1:05.761	37.934	200.7	37:59.795								
9	1	3:59.202	40.336	1:50.198	1:28.668	189.4	41:58.997								
10	1	7:47.516	6:05.297	1:04.542	37.677	245.2	49:46.513								
11	1	2:21.850	40.566	1:06.176	35.108	239.7	52:08.363								
12	1	2:22.133	39.523	1:07.804	35.806	228.6	54:31.496								
83 Iron Dames Lamborghini Huracan GT3 EVO2															
1. Celia MARTIN GT3															
2. Karen GAILLARD															
1	1	3:25.827	1:26.573	1:18.245	41.009	223.4	3:25.827								
2	1	5:31.517	3:40.817	1:12.561	38.139	238.7	8:57.344								
3	1	2:26.545	41.711	1:08.445	36.389	256.8	11:23.889								
4	1	2:23.876	40.870	1:06.829	36.177	259.9	13:47.765								
5	1	2:22.444	40.520	1:06.043	35.881	259.9	16:10.209								
6	1	4:39.407	1:05.987	2:07.640	1:25.780	80.6	20:49.616								
7	1	8:49.810	7:02.059	1:10.839	36.912	203.3	29:39.426								
8	1	2:20.958	40.380	1:05.039	35.539	259.9	32:00.384								
9	1	2:20.685	39.748	1:04.572	36.365	262.4	34:21.069								
10	2	4:27.372	2:40.230	1:09.826	37.316	216.7	38:48.441								
11	2	11:30.283	9:46.422	1:06.991	36.870	245.7	50:18.724								
12	2	2:21.425	40.080	1:05.478	35.867	261.7	52:40.149								
13	2	2:22.101	39.881	1:06.278	35.942	260.5	55:02.250								
84 ANS Motorsport Ligier JS P320 - Nissan															
1. Julien LEMOINE LMP3															
2. Paul TROJANI															
1	1	3:34.276	1:42.538	1:12.318	39.420	221.1	3:34.276								
2	1	4:32.127	2:50.432	1:05.947	35.748	241.3	8:06.403								
3	1	2:18.796	40.467	1:02.910	35.419	259.9	10:25.199								
4	1	2:17.375	40.202	1:02.371	34.802	263.6	12:42.574								
5	1	2:18.768	40.759	1:03.045	34.964	263.6	15:01.342								
6	1	3:10.236	39.324	1:04.971	1:25.941	265.6	18:11.578								
7	1	11:06.090	9:23.923	1:06.216	35.951	244.1	29:17.668								
8	1	2:17.604	39.625	1:02.937	35.042	263.0	31:35.272								
9	1	2:15.499	39.391	1:01.513	34.595	266.2	33:50.771								
10	1	2:15.139	38.822	1:01.653	34.664	266.9	36:05.910								
11	1	2:18.245	38.542	1:02.614	37.089	267.6	38:24.155								
12	2	11:19.047	9:36.305	1:06.081	36.661	236.6	49:43.202								
13	2	2:17.509	39.989	1:02.555	34.965	256.8	52:00.711								
14	2	2:17.963	39.582	1:02.903	35.478	263.6	54:18.674								
85 R-ace GP Duqueine M30 - D08 - Nissan															
1. Fabien MICHAL LMP3															
2. Hadrien DAVID															
1	2	2:36.023	41.202	1:15.275	39.546	201.8	2:36.023								
2	2	2:24.371	42.579	1:06.784	35.008	231.5	5:00.394								

LE MANS CUP



MLMC Collective Test Day
Spa-Francorchamps Round
Morning Test

Sector Analysis

Lap under Red Flag Invalidated Lap Personal Best Session Best Crossing the pit lane

Lap	D	Time	Sector 1	Sector 2	Sector 3	T. Spd	Elapsed	Lap	D	Time	Sector 1	Sector 2	Sector 3	T. Spd	Elapsed
-----	---	------	----------	----------	----------	--------	---------	-----	---	------	----------	----------	----------	--------	---------

3	2	2:14.034	38.414	1:01.438	34.182	271.6	7:14.428
4	2	2:12.030	38.098	59.930	34.002	272.3	9:26.458
5	2	2:11.919	38.019	1:00.013	33.887	272.9	11:38.377
6	2	2:11.217	37.966	59.419	33.832	272.3	13:49.594
7	2	2:14.022	38.082	1:01.246	34.694	275.7	16:03.616
8	2	4:27.258	51.179	2:08.983	1:27.096	78.9	20:30.874
9	1	11:04.064 B	9:02.035	1:19.026	43.003	180.6	31:34.938
10	1	2:27.813	43.434	1:07.996	36.383	252.6	34:02.751
11	1	2:18.532	40.103	1:03.147	35.282	265.6	36:21.283
12	1	2:22.864	40.450	1:07.462	34.952	244.1	38:44.147
13	1	10:30.857 B	8:49.331	1:05.317	36.209	219.4	49:15.004
14	1	2:14.434	38.758	1:01.408	34.268	266.9	51:29.438

87 **COOL Racing** Ligier JS P320 - Nissan
1. James SWEETNAM LMP3
2. Adrien CLOSMENIL

1	2	3:06.596	52.389	1:26.782	47.425	111.0	3:06.596
2	2	5:59.854 B	4:14.371	1:08.553	36.930	200.3	9:06.450
3	2	2:19.850	41.061	1:03.815	34.974	258.6	11:26.300
4	2	2:16.928	39.006	1:03.320	34.602	252.6	13:43.228
5	2	2:14.816	38.551	1:01.964	34.301	270.2	15:58.044
6	2	4:05.306	38.547	2:01.865	1:24.894	205.2	20:03.350
7	1	12:45.013 B	...	1:12.662	37.997	149.5	32:48.363
8	1	2:25.898	41.584	1:07.315	36.999	222.5	35:14.261
9	1	2:33.171	41.750	1:05.886	45.535	224.8	37:47.432
10	1	3:35.897	40.345	1:25.685	1:29.867	258.6	41:23.329
11	1	8:19.504 B	6:32.555	1:10.148	36.801	218.5	49:42.833
12	1	2:20.872	40.229	1:04.851	35.792	261.7	52:03.705
13	1	2:20.552	39.622	1:05.407	35.523	262.4	54:24.257

88 **AF Corse** Ferrari 296 GT3
1. Custodio TOLEDO GT3
2. Riccardo AGOSTINI

1	2	2:50.968	54.112	1:17.023	39.833	164.4	2:50.968
2	2	5:30.109 B	3:46.268	1:07.107	36.734	239.7	8:21.077
3	2	2:20.063	40.580	1:03.925	35.558	258.0	10:41.140
4	2	2:17.331	39.821	1:02.360	35.150	260.5	12:58.471
5	2	2:18.746	39.419	1:02.633	36.694	262.4	15:17.217
6	2	3:20.985	39.840	1:15.920	1:25.225	261.7	18:38.202
7	2	10:59.652 B	9:17.515	1:05.781	36.356	238.2	29:37.854
8	2	2:19.273	39.812	1:03.341	36.120	260.5	31:57.127
9	2	2:17.536	39.501	1:02.819	35.216	261.7	34:14.663
10	1	6:35.790 B	3:33.271	1:12.650	1:49.869	213.7	40:50.453
11	1	9:45.714 B	7:54.957	1:10.826	39.931	238.7	50:36.167
12	1	2:29.514	42.719	1:07.984	38.811	253.8	53:05.681

91 **Blackthorn** Aston Martin Vantage GT3 EVO
1. Claude BOVET GT3
2. Darren TURNER

1	2	3:15.602 B	1:16.451	1:13.631	45.520	174.5	3:15.602
2	2	4:05.007	2:21.700	1:06.875	36.432	248.5	7:20.609
3	2	3:01.252	47.521	1:23.758	49.973	152.4	10:21.861
4	2	4:05.316 B	2:22.567	1:06.081	36.668	248.5	14:27.177
5	2	2:28.740	41.483	1:04.688	42.569	258.6	16:55.917
6	2	12:52.462 B	...	1:07.887	38.953	244.6	29:48.379
7	2	2:20.006	40.172	1:04.416	35.418	258.6	32:08.385

8	2	2:20.458	41.089	1:03.957	35.412	261.1	34:28.843
9	1	4:19.857 B	2:31.834	1:10.002	38.021	240.3	38:48.700
10	1	11:13.905 B	9:28.794	1:07.870	37.241	239.7	50:02.605
11	1	2:25.199	40.979	1:07.127	37.093	258.0	52:27.804
12	1	2:25.981	41.106	1:07.321	37.554	259.2	54:53.785

92 **Herberth Motorsport** Porsche 911 GT3 R (992)
1. Scott NOBLE GT3
2. Jason HART

1	2	3:32.105	1:37.019	1:15.964	39.122	173.4	3:32.105
2	2	2:28.732	41.834	1:08.375	38.523	241.9	6:00.837
3	2	2:21.641	40.264	1:05.215	36.162	258.0	8:22.478
4	2	2:20.347	40.350	1:04.329	35.668	260.5	10:42.825
5	2	2:23.137	39.880	1:07.213	36.044	259.9	13:05.962
6	2	2:19.487	40.035	1:03.957	35.495	259.9	15:25.449
7	2	3:23.722	39.971	1:18.093	1:25.658	261.7	18:49.171
8	1	11:18.172 B	9:25.874	1:13.152	39.146	224.3	30:07.343
9	1	2:27.775	42.906	1:07.387	37.482	247.4	32:35.118
10	1	2:25.270	41.886	1:06.273	37.111	252.6	35:00.388
11	1	2:24.998	41.197	1:07.087	36.714	250.3	37:25.386

97 **COOL Racing** Ligier JS P320 - Nissan
1. Adrien CHILA LMP3
2. David DROUX

1	2	2:49.705	1:01.358	1:10.522	37.825	193.8	2:49.705
2	2	2:22.857	41.142	1:05.513	36.202	253.8	5:12.562
3	2	2:14.980	39.076	1:01.306	34.598	265.6	7:27.542
4	2	2:14.099	38.628	1:00.916	34.555	265.6	9:41.641
5	2	2:13.369	38.560	1:00.430	34.379	266.9	11:55.010
6	2	2:16.168	38.545	1:00.263	37.360	266.9	14:11.178
7	2	2:13.059	38.669	1:00.005	34.385	267.6	16:24.237
8	1	14:54.995 B	...	1:14.873	38.421	205.2	31:19.232
9	1	2:22.821	41.041	1:06.001	35.779	255.6	33:42.053
10	1	2:18.810	39.691	1:03.321	35.798	259.9	36:00.863
11	1	2:18.271	39.460	1:03.156	35.655	263.0	38:19.134
12	1	4:06.303	38.986	2:02.018	1:25.299	264.9	42:25.437
13	1	7:27.037 B	5:47.367	1:04.138	35.532	243.5	49:52.474
14	1	2:20.332	39.361	1:04.614	36.357	264.9	52:12.806
15	1	2:19.149	39.338	1:04.494	35.317	263.6	54:31.955

99 **More Motorsport** Ligier JS P320 - Nissan
1. Mark VAN DER SNEL LMP3
2. Max VAN DER SNEL JR.

1	2	2:45.912	45.747	1:17.761	42.404	168.8	2:45.912
2	2	2:39.880	45.693	1:12.084	42.103	189.8	5:25.792
3	2	2:41.854	46.507	1:13.332	42.015	180.9	8:07.646
4	2	7:06.662 B	5:26.272	1:04.722	35.668	228.6	15:14.308
5	2	3:19.790	39.824	1:15.157	1:24.809	256.8	18:34.098
6	2	10:49.374 B	9:09.996	1:04.292	35.086	234.5	29:23.472
7	2	2:16.721	39.355	1:02.558	34.808	263.6	31:40.193
8	2	2:15.939	38.898	1:02.532	34.509	265.6	33:56.132
9	2	2:17.043	39.469	1:01.797	35.777	259.9	36:13.175
10	2	2:14.847	38.965	1:01.242	34.640	264.9	38:28.022
11	2	4:11.981	42.409	2:03.705	1:25.867	218.9	42:40.003
12	1	8:59.462 B	7:16.360	1:07.544	35.558	231.5	51:39.465
13	1	2:19.563	39.638	1:04.061	35.864	258.6	53:59.028