


LE MANS CUP


MLMC Collective Test Day Spa-Francorchamps Round Afternoon Test



Sector Analysis

Lap	D	Time	Sector 1	Sector 2	Sector 3	T. Spd	Elapsed	Lap	D	Time	Sector 1	Sector 2	Sector 3	T. Spd	Elapsed	
10	Racing Spirit of Leman 1.Christophe LAPIERRE 2.Marius FOSSARD							Ligier JS P320 - Nissan LMP3	13	2	2:23.600	46.832	1:02.342	34.426	271.6	44:28.845
1	2	6:28.250	4:35.115	1:13.020	40.115	145.4	6:28.250	14	2	2:15.245	38.617	1:01.993	34.635	275.0	46:44.090	
2	2	2:25.609	41.692	1:07.676	36.241	226.2	8:53.859	15	2	2:15.624	38.405	1:02.615	34.604	275.0	48:59.714	
3	2	2:22.862	41.414	1:04.997	36.451	213.3	11:16.721	16	2	2:20.060	40.765	1:03.662	35.633	251.4	51:19.774	
4	2	2:56.286	39.143	1:06.440	1:10.703	212.5	14:13.007	17	2	5:00.321 B	3:20.813	1:03.902	35.606	247.4	56:20.095	
5	2	11:38.471 B	9:59.275	1:04.239	34.957	201.4	25:51.478	18	2	2:18.746	39.152	1:04.050	35.544	272.9	58:38.841	
6	2	2:15.076	38.903	1:01.714	34.459	268.2	28:06.554	19	2	2:14.790	38.686	1:01.775	34.329	273.6	1:00:53.631	
7	2	2:15.967	38.377	1:02.023	35.567	268.9	30:22.521	20	2	2:18.616	39.474	1:03.515	35.627	271.6	1:03:12.247	
8	2	2:14.041	38.516	1:01.242	34.283	269.6	32:36.562	21	1	10:39.646 B	7:48.120	1:24.668	1:26.858	225.3	1:13:51.893	
9	2	2:14.625	38.302	1:01.143	35.180	272.3	34:51.187	22	1	5:01.704	1:42.707	2:08.851	1:10.146	77.3	1:18:53.597	
10	2	2:13.926	38.154	1:01.118	34.654	272.3	37:05.113	23	1	2:22.401	41.313	1:04.963	36.125	257.4	1:21:15.998	
11	1	6:22.952 B	4:13.474	1:33.975	35.503	75.6	43:28.065	24	1	2:19.842	40.181	1:03.134	36.527	266.9	1:23:35.840	
12	1	2:17.337	39.433	1:03.137	34.767	263.6	45:45.402	25	1	2:24.151	39.751	1:06.069	38.331	269.6	1:25:59.991	
13	1	2:20.137	39.333	1:04.717	36.087	265.6	48:05.539	26	1	2:16.266	39.006	1:02.564	34.696	270.2	1:28:16.257	
14	1	2:16.942	39.294	1:02.956	34.692	264.9	50:22.481	27	1	7:04.759 B	5:23.868	1:04.236	36.655	250.8	1:35:21.016	
15	1	2:16.323	38.983	1:02.409	34.931	265.6	52:38.804	28	1	2:39.705	39.423	1:03.516	36.766	267.6	1:38:00.721	
16	1	8:57.521 B	7:16.557	1:05.573	35.391	244.6	1:01:36.325	29	1	2:24.172	40.632	1:06.118	37.422	261.1	1:40:24.893	
17	1	2:19.036	39.527	1:03.807	35.702	264.9	1:03:55.361	30	2	4:31.918 B	2:50.348	1:04.985	36.585	239.7	1:44:56.811	
18	1	2:21.839	39.562	1:03.101	39.176	266.2	1:06:17.200	31	2	2:14.993	38.883	1:01.920	34.190	269.6	1:47:11.804	
19	1	2:22.386	38.990	1:02.948	40.448	267.6	1:08:39.586	32	2	2:22.267	40.693	1:03.423	38.151	250.8	1:49:34.071	
20	2	6:06.040 B	2:55.319	1:46.256	1:24.465	248.5	1:14:45.626	33	2	2:21.607	38.789	1:01.499	41.319	272.3	1:51:55.678	
21	2	4:25.794	1:41.150	2:06.623	38.021	79.6	1:19:11.420	12 Kessel Racing Ferrari 296 GT3								
22	2	2:16.095	38.687	1:01.699	35.709	266.2	1:21:27.515	1.Frederic JOUSSET 2.David Cleto FUMANELLI								
23	2	2:15.393	38.605	1:01.549	35.239	270.9	1:23:42.908	1	1	6:22.865	4:30.482	1:12.766	39.617	196.7	6:22.865	
24	2	5:14.958 B	3:29.119	1:09.642	36.197	189.8	1:28:57.866	2	1	2:27.942	42.887	1:07.358	37.697	249.1	8:50.807	
25	2	2:16.863	39.473	1:02.754	34.636	264.3	1:31:14.729	3	1	2:27.417	42.146	1:07.121	38.150	252.0	11:18.224	
26	2	2:16.245	39.091	1:02.527	34.627	265.6	1:33:30.974	4	1	2:57.995	41.588	1:06.048	1:10.359	255.6	14:16.219	
27	2	2:14.978	38.752	1:02.071	34.155	266.2	1:35:45.952	5	1	11:11.912 B	9:25.604	1:08.163	38.145	227.6	25:28.131	
28	2	2:15.069	38.731	1:01.723	34.615	268.2	1:38:01.021	6	1	2:29.341	41.308	1:06.820	41.213	256.2	27:57.472	
29	2	2:18.752	40.428	1:03.642	34.682	260.5	1:40:19.773	7	1	2:24.898	41.746	1:06.071	37.081	255.6	30:22.370	
30	2	2:16.173	38.815	1:02.769	34.589	267.6	1:42:35.946	8	1	2:25.325	42.089	1:05.855	37.381	256.8	32:47.695	
31	2	4:21.133 B	2:31.841	1:11.513	37.779	252.6	1:46:57.079	9	1	2:26.003	41.383	1:06.925	37.695	256.2	35:13.698	
32	2	2:12.460	38.299	59.997	34.164	268.9	1:49:09.539	10	1	2:23.736	40.943	1:05.616	37.177	257.4	37:37.434	
33	2	2:12.398	38.185	1:00.142	34.071	269.6	1:51:21.937	11	1	2:24.422	40.941	1:05.801	37.680	256.2	40:01.856	
34	2	2:22.882	38.589	1:04.787	39.506	270.2	1:53:44.819	12	2	8:10.895 B	6:19.066	1:12.688	39.141	232.0	48:12.751	
35	2	2:11.907	38.293	59.533	34.081	270.2	1:55:56.726	13	2	2:21.859	40.999	1:04.966	35.894	256.2	50:34.610	
11 CD Sport Ligier JS P320 - Nissan								1.Christian SHORT 2.Franck CHAPPARD								
1	1	5:44.663	3:53.679	1:11.632	39.352	210.8	5:44.663	14	2	2:18.492	40.006	1:03.035	35.451	259.2	52:53.102	
2	1	2:20.426	40.489	1:04.445	35.492	265.6	8:05.089	15	2	2:18.240	39.880	1:03.010	35.350	260.5	55:11.342	
3	1	2:18.424	39.034	1:03.356	36.034	270.9	10:23.513	16	2	2:17.666	39.888	1:02.467	35.411	261.7	57:29.108	
4	1	2:18.183	39.472	1:03.604	35.107	270.2	12:41.696	17	2	2:17.813	39.737	1:02.778	35.298	260.5	59:46.921	
5	1	4:28.374	53.588	2:08.001	1:26.785	79.4	17:10.070	18	2	2:19.026	39.804	1:03.065	36.157	261.7	1:02:05.947	
6	1	7:43.215 B	6:00.777	1:06.301	36.137	242.4	24:53.285	19	2	2:18.032	39.706	1:03.007	35.319	262.4	1:04:23.979	
7	1	2:17.682	38.817	1:03.693	35.172	272.3	27:10.967	20	2	2:18.065	39.613	1:02.897	35.555	262.4	1:06:42.044	
8	1	2:21.745	39.514	1:05.379	36.852	222.0	29:32.712	21	2	2:18.618	39.668	1:03.365	35.585	262.4	1:09:00.662	
9	1	2:21.464	39.514	1:04.512	37.438	270.9	31:54.176	22	2	2:20.789	39.704	1:03.786	37.299	261.7	1:11:21.451	
10	1	2:17.862	39.051	1:03.595	35.216	269.6	34:12.038	23	1	8:14.391 B	5:50.694	1:46.531	37.166	80.4	1:19:35.842	
11	2	4:39.153 B	2:55.025	1:06.810	37.318	241.3	38:51.191	24	1	2:26.529	41.713	1:05.990	38.826	252.6	1:22:02.371	
12	2	3:14.054	40.813	1:07.500	1:25.741	266.2	42:05.245	25	1	2:24.163	41.814	1:05.554	36.795	252.6	1:24:26.534	
								26	1	2:23.519	41.410	1:05.469	36.640	255.6	1:26:50.053	
								27	1	2:25.176	41.462	1:06.185	37.529	253.8	1:29:15.229	
								28	1	2:25.844	41.944	1:06.525	37.375	252.0	1:31:41.073	
								29	1	4:44.236 B	2:51.851	1:13.519	38.866	223.4	1:36:25.309	

LE MANS CUP



MLMC Collective Test Day Spa-Francorchamps Round Afternoon Test

Sector Analysis

Lap under Red Flag Invalidated Lap Personal Best Session Best Crossing the pit lane

Lap	D	Time	Sector 1	Sector 2	Sector 3	T. Spd	Elapsed	Lap	D	Time	Sector 1	Sector 2	Sector 3	T. Spd	Elapsed
30	1	2:22.887	41.133	1:05.148	36.606	256.2	1:38:48.196	12	1	2:28.927	41.227	1:09.482	38.218	261.1	51:01.389
31	1	2:22.515	40.731	1:05.340	36.444	256.2	1:41:10.711	13	1	5:26.507 B	3:19.137	1:20.389	46.981	165.4	56:27.896
32	1	2:21.592	40.848	1:04.759	35.985	256.8	1:43:32.303	14	1	2:41.417	44.350	1:15.765	41.302	246.8	59:09.313
33	1	2:23.044	40.699	1:04.811	37.534	256.2	1:45:55.347	15	1	2:36.473	44.256	1:12.070	40.147	240.3	1:01:45.786
34	1	2:21.858	40.682	1:05.095	36.081	257.4	1:48:17.205	16	1	2:24.324	40.268	1:06.532	37.524	261.1	1:04:10.110
35	1	2:21.840	40.712	1:04.489	36.639	256.2	1:50:39.045	17	1	2:21.038	39.852	1:04.964	36.222	263.0	1:06:31.148
36	1	2:30.725	45.167	1:06.906	38.652	244.1	1:53:09.770	18	1	2:23.164	40.039	1:06.388	36.737	263.0	1:08:54.312
								19	1	2:21.635	39.938	1:05.476	36.221	263.6	1:11:15.947
								20	1	4:09.908	40.590	2:03.034	1:26.284	210.4	1:15:25.855
								21	1	11:32.289 B	9:21.716	1:23.428	47.145	122.7	1:26:58.144
								22	1	2:37.811	45.020	1:12.038	40.753	197.7	1:29:35.955
								23	1	2:31.647	41.117	1:09.738	40.792	256.2	1:32:07.602
								24	1	2:23.468	41.090	1:05.777	36.601	258.0	1:34:31.070
								25	1	2:22.546	40.106	1:04.960	37.480	253.2	1:36:53.616
								26	1	2:22.040	40.097	1:04.838	38.105	263.0	1:39:16.656
								27	1	2:22.576	40.379	1:05.437	36.760	263.6	1:41:39.232
								28	1	2:21.462	39.786	1:04.712	36.964	263.0	1:44:00.694
								29	1	2:27.667	40.726	1:07.218	39.723	261.7	1:46:28.361
								30	2	4:33.131 B	2:51.514	1:03.926	37.691	248.5	1:51:01.492
								31	2	2:17.216	39.222	1:03.013	34.981	264.3	1:53:18.708
								32	2	2:16.805	39.140	1:02.652	35.013	267.6	1:55:35.513

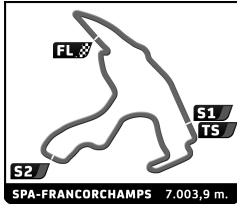
Lap	D	Time	Sector 1	Sector 2	Sector 3	T. Spd	Elapsed	13 MRacing Ligier JS P320 - Nissan LMP3	
								1. Romano RICCI	2. Alexandre COUGNAUD
1	2	6:06.229	4:19.976	1:10.127	36.126	180.6	6:06.229		
2	2	2:17.626	40.031	1:02.722	34.873	248.5	8:23.855		
3	2	2:15.960	38.531	1:02.459	34.970	271.6	10:39.815		
4	2	13:51.318 B	...	1:03.023	34.704	239.2	24:31.133		
5	2	2:15.484	38.544	1:01.392	35.548	267.6	26:46.617		
6	2	2:13.311	38.226	1:01.009	34.076	272.3	28:59.928		
7	2	2:12.973	38.171	1:00.649	34.153	271.6	31:12.901		
8	2	2:14.511	38.009	1:01.997	34.505	272.9	33:27.412		
9	2	8:44.107 B	6:05.591	1:13.092	1:25.424	181.5	42:11.519		
10	2	2:22.153	44.513	1:01.991	35.649	264.9	44:33.672		
11	2	2:12.379	38.205	1:00.107	34.067	270.9	46:46.051		
12	2	2:17.559	38.203	1:01.473	37.883	272.3	49:03.610		
13	2	2:23.303	38.796	1:05.362	39.145	263.0	51:26.913		
14	2	2:12.732	38.151	1:00.336	34.245	272.9	53:39.645		
15	2	2:14.808	38.196	1:02.192	34.420	239.7	55:54.453		
16	2	5:55.509 B	4:19.197	1:01.586	34.726	255.0	1:01:49.962		
17	2	2:14.598	38.126	1:02.102	34.370	272.3	1:04:04.560		
18	2	2:15.470	38.013	1:01.233	36.224	274.3	1:06:20.030		
19	2	2:17.909	38.061	1:01.472	38.376	275.7	1:08:37.939		
20	2	2:18.425	38.418	1:01.836	38.171	270.9	1:10:56.364		
21	2	7:32.139 B	4:15.866	1:52.811	1:23.462	96.8	1:18:28.503		
22	2	2:18.950	42.499	1:02.103	34.348	264.9	1:20:47.453		
23	2	2:15.858	38.290	1:02.855	34.713	270.2	1:23:03.311		
24	2	2:14.607	38.601	1:01.413	34.593	272.9	1:25:17.918		
25	2	8:49.622 B	7:12.211	1:03.179	34.232	207.6	1:34:07.540		
26	2	2:15.773	38.506	1:02.119	35.148	270.9	1:36:23.313		
27	2	2:13.866	38.267	1:01.195	34.404	271.6	1:38:37.179		
28	2	2:12.835	38.154	1:00.594	34.087	271.6	1:40:50.014		
29	2	2:27.237	38.157	1:08.957	40.123	271.6	1:43:17.251		

Lap	D	Time	Sector 1	Sector 2	Sector 3	T. Spd	Elapsed	18 High Class Racing Porsche 911 GT3 R (992) GT3	
								1. Nicholas JONES	2. Nico MENZEL
1	2	6:44.486	4:43.622	1:17.924	42.940	146.2	6:44.486		
2	2	2:26.381	42.059	1:07.227	37.095	212.5	9:10.867		
3	2	2:17.216	39.265	1:02.865	35.086	264.3	11:28.083		
4	2	3:04.797	39.137	1:03.123	1:22.537	266.9	14:32.880		
5	1	18:42.828 B	...	1:08.136	38.350	214.2	33:15.708		
6	1	2:22.818	40.721	1:05.279	36.818	258.6	35:38.526		
7	1	2:23.144	40.382	1:05.287	37.475	262.4	38:01.670		
8	1	2:22.678	40.675	1:05.499	36.504	259.2	40:24.348		
9	1	3:25.170	1:32.562	1:15.853	36.755	81.3	43:49.518		
10	1	2:21.555	40.213	1:04.976	36.366	261.1	46:11.073		
11	1	2:21.389	40.061	1:04.957	36.371	261.7	48:32.462		

Lap	D	Time	Sector 1	Sector 2	Sector 3	T. Spd	Elapsed	20 High Class Racing Ligier JS P320 - Nissan LMP3	
								1. Jens Reno MOLLER	2. Tommy FOSTER
1	2	6:21.515	4:24.511	1:15.268	41.736	167.2	6:21.515		
2	2	2:31.218	44.987	1:09.167	37.064	214.2	8:52.733		
3	2	2:30.504	41.935	1:10.631	37.938	173.7	11:23.237		
4	2	13:14.327 B	...	1:04.982	37.067	234.5	24:37.564		
5	2	2:21.526	40.124	1:04.470	36.932	241.3	26:59.090		
6	2	2:18.470	39.025	1:03.937	35.508	233.0	29:17.560		
7	2	2:12.852	38.788	59.858	34.206	265.6	31:30.412		
8	2	2:13.314	38.367	59.986	34.961	264.3	33:43.726		
9	2	2:12.224	38.415	59.624	34.185	264.3	35:55.950		
10	2	2:15.675	38.465	1:00.076	37.134	265.6	38:11.625		
11	2	2:13.629	38.449	1:00.031	35.149	266.2	40:25.254		
12	1	9:19.471 B	7:39.597	1:04.005	35.869	244.1	49:44.725		
13	1	2:16.578	39.192	1:02.367	35.019	263.6	52:01.303		
14	1	2:19.496	38.816	1:03.879	36.801	266.2	54:20.799		
15	1	2:26.448	44.769	1:04.895	36.784	233.0	56:47.247		
16	1	2:22.183	40.750	1:05.905	35.528	223.9	59:09.430		
17	1	2:22.461	39.189	1:02.695	40.577	264.3	1:01:31.891		
18	1	2:23.050	42.312	1:04.741	35.997	254.4	1:03:54.941		
19	1	4:34.606 B	2:52.632	1:04.407	37.567	245.7	1:08:29.547		
20	1	2:16.435	39.228	1:02.087	35.120	263.6	1:10:45.982		
21	1	3:41.821	40.073	1:35.273	1:26.475	257.4	1:14:27.803		
22	1	4:38.624	1:42.100	2:08.434	48.090	79.2	1:19:06.427		
23	1	2:18.544	39.750	1:03.097	35.697	261.1	1:21:24.971		
24	1	2:17.625	39.428	1:02.490	35.707	263.0	1:23:42.596		
25	1	2:20.852	39.513	1:05.281	36.058	262.4	1:26:03.448		
26	1	6:05.191 B	4:16.039	1:08.870	40.282	203.3	1:32:08.639		
27	1	2:33.776	41.546	1:08.364	43.866	259.2	1:34:42.415		
28	1	2:16.068	39.233	1:01.829	35.006	261.7	1:36:58.483		
29	1	2:16.553	38.651	1:02.319	35.583	266.9	1:39:15.036		



LE MANS CUP




MLMC Collective Test Day
Spa-Francorchamps Round
Afternoon Test

Sector Analysis

Lap under Red Flag Invalidated Lap Personal Best Session Best Crossing the pit lane

Lap	D	Time	Sector 1	Sector 2	Sector 3	T. Spd	Elapsed	Lap	D	Time	Sector 1	Sector 2	Sector 3	T. Spd	Elapsed
30	1	2:40.176	39.224	1:16.729	44.223	263.6	1:41:55.212	22	1	6:29.139 B	3:04.601	2:11.308	1:13.230	79.6	1:18:52.290
31	1	2:14.630	38.609	1:01.515	34.506	264.3	1:44:09.842	23	1	2:20.669	40.347	1:04.550	35.772	258.0	1:21:12.959
32	1	2:14.615	38.728	1:01.134	34.753	266.2	1:46:24.457	24	1	2:18.865	39.831	1:03.800	35.234	261.1	1:23:31.824
33	1	2:14.538	38.678	1:01.285	34.575	266.2	1:48:38.995	25	1	2:19.535	39.631	1:03.966	35.938	262.4	1:25:51.359
34	1	2:32.128	38.557	1:01.415	52.156	266.9	1:51:11.123	26	1	2:18.535	39.713	1:03.664	35.158	262.4	1:28:09.894
35	1	2:14.443	38.747	1:00.972	34.724	265.6	1:53:25.566	27	1	2:22.625	40.343	1:05.997	36.285	260.5	1:30:32.519
36	1	2:15.320	38.547	1:01.764	35.009	266.9	1:55:40.886	28	2	7:41.277 B	5:53.824	1:09.162	38.291	123.4	1:38:13.796
23 Biogas Motorsport Ferrari 296 GT3 1. Josep MAYOLA COMADIR 2. Marc CAROL YBARRA								26 Breffton Racing Ligier JS P320 - Nissan 1. Jamie FALVEY 2. Dan SKOCDOPOLE							
1	2	7:12.676	5:15.909	1:16.869	39.898	224.8	7:12.676	1	1	6:18.689	4:26.429	1:12.608	39.652	183.7	6:18.689
2	2	2:25.084	41.362	1:06.694	37.028	257.4	9:37.760	2	1	2:22.318	40.847	1:04.587	36.884	252.0	8:41.007
3	2	2:22.587	40.628	1:05.397	36.562	261.7	12:00.347	3	1	2:18.344	39.267	1:04.008	35.069	265.6	10:59.351
4	2	3:42.529	40.350	1:36.744	1:25.435	262.4	15:42.876	4	1	2:18.980	39.027	1:04.405	35.548	264.3	13:18.331
5	2	12:00.069 B	...	1:08.116	36.173	199.6	27:42.945	5	1	12:13.399 B	...	1:07.047	36.568	227.2	25:31.730
6	2	2:20.928	40.229	1:04.501	36.198	263.6	30:03.873	6	1	2:19.032	39.629	1:03.013	36.390	259.9	27:50.762
7	2	2:23.635	40.390	1:05.514	37.731	264.3	32:27.508	7	1	2:16.488	39.434	1:02.372	34.682	259.9	30:07.250
8	2	2:22.062	40.017	1:05.761	36.284	264.3	34:49.570	8	1	2:18.748	38.823	1:04.042	35.883	266.9	32:25.998
9	2	2:22.151	40.044	1:04.786	37.321	264.3	37:11.721	9	1	2:16.293	39.053	1:01.808	35.432	263.6	34:42.291
10	2	2:19.683	39.753	1:04.045	35.885	263.6	39:31.404	10	1	2:21.635	39.717	1:04.443	37.475	261.1	37:03.926
11	2	3:24.246	39.595	1:51.001	53.650	264.3	42:55.650	11	1	13:15.479 B	...	1:04.181	37.574	241.9	50:19.405
12	2	2:19.125	39.722	1:03.672	35.731	264.9	45:14.775	12	1	2:16.872	39.387	1:02.116	35.369	259.9	52:36.277
13	2	2:19.613	39.851	1:04.106	35.656	264.3	47:34.388	13	1	5:51.723 B	4:05.999	1:09.072	36.652	188.1	58:28.000
14	2	2:19.291	39.835	1:03.869	35.587	263.0	49:53.679	14	1	2:16.303	39.669	1:01.842	34.792	256.2	1:00:44.303
15	1	7:49.723 B	5:59.868	1:11.482	38.373	230.6	57:43.402	15	1	2:14.446	38.894	1:00.940	34.612	263.6	1:02:58.749
16	1	2:28.638	41.416	1:07.647	39.575	259.9	1:00:12.040	16	1	2:17.477	38.740	1:00.604	38.133	263.6	1:05:16.226
17	1	2:25.837	41.032	1:07.350	37.455	259.9	1:02:37.877	17	1	2:15.933	38.515	1:00.303	37.115	265.6	1:07:32.159
18	1	14:17.626	41.072	1:06.519	...	259.9	1:16:55.503	18	1	2:18.669	38.677	1:00.612	39.380	264.9	1:09:50.828
19	1	18:21.126 B	...	1:31.273	52.559	194.9	1:35:16.629	19	2	11:56.031 B	...	1:05.676	37.749	183.4	1:21:46.859
24 Steller Motorsport Audi R8 LMS 1. Andrew BENTLEY 2. James WALKER								27 P4 Racing Ligier JS P320 - Nissan 1. Andrew FERGUSON 2. Louis HAMILTON-SMITH							
1	2	6:25.191	4:28.027	1:14.799	42.365	207.2	6:25.191	1	2	6:43.772	4:55.060	1:11.853	36.859	188.1	6:43.772
2	2	2:31.637	42.936	1:09.205	39.496	247.4	8:56.828	2	2	2:18.550	39.784	1:03.418	35.348	260.5	9:02.322
3	2	2:24.851	41.212	1:05.788	37.851	259.2	11:21.679	3	2	2:17.276	38.854	1:03.072	35.250	266.9	11:19.598
4	2	2:56.510	40.639	1:07.250	1:08.621	260.5	14:18.189	4	2	2:54.725	39.913	1:03.446	1:11.366	261.1	14:14.323
5	2	10:53.835 B	9:04.806	1:10.398	38.631	203.7	25:12.024	5	2	11:14.760 B	9:29.727	1:09.208	35.825	226.2	25:29.083
6	2	2:21.680	40.678	1:04.953	36.049	259.9	27:33.704	6	2	2:19.050	40.429	1:03.675	34.946	257.4	27:48.133
7	2	2:19.892	40.354	1:03.806	35.732	262.4	29:53.596	7	2	2:16.155	38.959	1:02.181	35.015	265.6	30:04.288
8	2	2:27.507	40.306	1:09.252	37.949	222.5	32:21.103								
9	2	2:19.952	39.777	1:03.614	36.561	262.4	34:41.055								
10	2	2:19.084	39.913	1:03.370	35.801	263.0	37:00.139								
11	2	2:18.727	39.869	1:03.166	35.692	263.0	39:18.866								
12	2	3:26.311	39.653	1:43.094	1:03.564	262.4	42:45.177								
13	1	8:48.909 B	7:06.083	1:06.029	36.797	235.6	51:34.086								
14	1	2:23.236	40.460	1:05.153	37.623	262.4	53:57.322								
15	1	2:21.641	40.215	1:04.462	36.964	261.7	56:18.963								
16	1	2:23.058	40.232	1:05.592	37.234	250.3	58:42.021								
17	1	2:21.551	40.009	1:05.742	35.800	263.0	1:01:03.572								
18	1	2:20.269	39.842	1:04.471	35.956	263.0	1:03:23.841								
19	1	2:22.339	39.745	1:05.342	37.252	263.0	1:05:46.180								
20	1	4:03.675 B	2:09.856	1:13.582	40.237	189.4	1:09:49.855								
21	1	2:33.296	42.073	1:06.504	44.719	256.2	1:12:23.151								

LE MANS CUP




MLMC Collective Test Day Spa-Francorchamps Round Afternoon Test

Sector Analysis

Lap under Red Flag Invalidated Lap Personal Best Session Best B Crossing the pit lane

Lap	D	Time	Sector 1	Sector 2	Sector 3	T. Spd	Elapsed	Lap	D	Time	Sector 1	Sector 2	Sector 3	T. Spd	Elapsed
8	2	2:19.414	40.144	1:04.189	35.081	258.6	32:23.702	3	2	2:19.010	40.065	1:02.980	35.965	249.7	10:31.352
9	2	2:16.352	38.902	1:02.377	35.073	268.9	34:40.054	4	2	2:14.943	39.242	1:01.073	34.628	264.9	12:46.295
10	2	2:15.621	38.711	1:02.069	34.841	268.2	36:55.675	5	2	4:27.389	1:11.579	1:48.609	1:27.201	79.9	17:13.684
11	2	2:19.792	38.613	1:03.120	38.059	269.6	39:15.467	6	1	7:50.926B	6:07.630	1:06.565	36.731	218.5	25:04.610
12	2	3:21.326	38.644	1:29.346	1:13.336	268.2	42:36.793	7	1	2:20.155	40.394	1:04.159	35.602	259.9	27:24.765
13	1	5:10.806B	3:24.635	1:08.785	37.386	239.7	47:47.599	8	1	2:18.133	39.045	1:04.049	35.039	266.2	29:42.898
14	1	2:24.623	40.545	1:07.076	37.002	259.2	50:12.222	9	1	2:16.568	39.116	1:02.343	35.109	264.3	31:59.466
15	1	2:22.571	40.799	1:06.249	36.523	258.0	52:35.793	10	1	2:17.353	39.514	1:02.640	35.199	261.7	34:16.819
16	1	2:22.274	40.414	1:05.488	36.372	260.5	54:58.067	11	1	2:16.619	39.161	1:02.239	35.219	265.6	36:33.438
17	1	2:23.289	40.391	1:05.587	37.311	234.5	57:21.356	12	1	2:17.206	39.196	1:02.674	35.336	266.2	38:50.644
18	1	2:21.934	40.388	1:04.894	36.652	259.9	59:43.290	13	1	3:18.385	41.884	1:08.849	1:27.652	233.0	42:09.029
19	1	2:32.262	40.335	1:04.677	47.250	261.1	1:02:15.552	14	1	2:26.802	48.378	1:02.458	35.966	261.1	44:35.831
20	2	8:27.988B	6:40.493	1:10.944	36.551	214.6	1:10:43.540	15	1	2:17.860	39.333	1:03.235	35.292	266.9	46:53.691
21	2	3:32.010	39.416	1:26.913	1:25.681	261.7	1:14:15.550	16	2	15:09.863B	...	1:06.263	34.956	239.7	1:02:03.554
22	2	4:45.644	1:41.742	2:08.094	55.808	79.6	1:19:01.194	17	2	2:14.231	39.019	1:00.621	34.591	264.9	1:04:17.785
23	2	2:17.928	39.538	1:03.057	35.333	260.5	1:21:19.122	18	2	2:16.838	38.725	1:01.744	36.369	268.9	1:06:34.623
24	2	2:22.022	39.108	1:03.896	39.018	265.6	1:23:41.144	19	2	2:15.164	38.621	1:01.615	34.928	269.6	1:08:49.787
25	2	2:16.175	38.723	1:02.044	35.408	266.9	1:25:57.319	20	2	2:15.886	38.695	1:02.081	35.110	270.9	1:11:05.673
26	2	2:14.647	38.505	1:01.536	34.606	270.2	1:28:11.966	21	2	11:13.289B	7:49.929	2:10.134	1:13.226	76.6	1:22:18.962
27	2	2:16.071	39.989	1:01.330	34.752	268.9	1:30:28.037	22	2	5:46.806B	4:05.957	1:05.293	35.556	239.7	1:28:05.768
28	1	9:06.253B	7:22.942	1:06.795	36.516	242.4	1:39:34.290	23	2	2:15.426	39.840	1:01.251	34.335	259.2	1:30:21.194
29	1	2:22.493	40.485	1:04.827	37.181	257.4	1:41:56.783	24	2	2:13.035	38.636	1:00.140	34.259	266.2	1:32:34.229
30	1	2:20.669	40.372	1:04.573	35.724	259.9	1:44:17.452	25	2	2:14.377	38.942	1:00.718	34.717	267.6	1:34:48.606
31	1	2:24.087	41.014	1:04.889	38.184	243.0	1:46:41.539	26	2	2:12.243	38.279	59.594	34.370	267.6	1:37:00.849
32	1	2:33.854	44.189	1:13.301	36.364	259.2	1:49:15.393	27	1	7:31.890B	5:45.961	1:05.051	40.878	244.1	1:44:32.739
33	1	2:20.890	40.182	1:04.790	35.918	259.9	1:51:36.283	28	1	2:16.288	39.375	1:01.965	34.948	263.0	1:46:49.027
								29	1	2:15.495	39.166	1:01.292	35.037	265.6	1:49:04.522
								30	1	2:15.236	38.896	1:01.246	35.094	265.6	1:51:19.758
								31	1	2:15.774	38.982	1:01.499	35.293	264.3	1:53:35.532
								32	1	2:15.335	38.846	1:01.567	34.922	266.9	1:55:50.867
28		MV2S RACING	Ligier JS P320 - Nissan												
		1. Terrence WOODWARD	LMP3												
		2. Viacheslav GUTAK													
1	1	6:59.248	4:56.251	1:18.989	44.008	161.3	6:59.248								
2	1	2:36.327	44.971	1:11.104	40.252	186.5	9:35.575								
3	1	2:28.884	40.831	1:06.544	41.509	239.2	12:04.459								
4	1	13:55.609B	...	1:09.947	38.617	190.1	26:00.068								
5	1	2:19.312	39.454	1:04.294	35.564	262.4	28:19.380								
6	1	2:17.630	39.141	1:02.930	35.559	263.6	30:37.010								
7	1	2:16.611	39.410	1:02.260	34.941	264.9	32:53.621								
8	1	2:21.386	38.902	1:03.554	38.930	266.9	35:15.007								
9	2	7:02.581B	4:20.552	1:16.121	1:25.908	238.2	42:17.588								
10	2	2:20.131	40.959	1:03.528	35.644	264.3	44:37.719								
11	2	9:43.193B	8:03.076	1:04.186	35.931	246.3	54:20.912								
12	2	2:17.521	39.073	1:03.707	34.741	269.6	56:38.433								
13	2	2:15.665	38.998	1:02.036	34.631	269.6	58:54.098								
14	2	2:16.850	38.516	1:03.414	34.920	270.9	1:01:10.948								
15	1	22:08.443B	...	1:17.952	42.137	158.9	1:23:19.391								
16	1	2:34.672	43.635	1:08.853	42.184	198.1	1:25:54.063								
17	1	7:16.063B	5:32.662	1:06.603	36.798	226.2	1:33:10.126								
18	1	2:16.745	39.170	1:02.411	35.164	263.0	1:35:26.871								
19	1	2:15.722	38.762	1:01.706	35.254	266.2	1:37:42.593								
34		Inter Europol Competition	Ligier JS P320 - Nissan												
		1. Alexander BUKHANTSOV	LMP3												
		2. Rik KOEN													
1	2	5:43.350	3:56.524	1:09.062	37.764	195.9	5:43.350								
2	2	2:16.383	39.347	1:02.621	34.415	264.3	7:59.733								
3	2	2:15.065	39.353	1:01.328	34.384	264.3	10:14.798								
4	2	2:15.901	38.542	1:02.054	35.305	270.2	12:30.699								
5	1	12:43.983B	...	1:08.724	36.404	220.7	25:14.682								
6	1	2:20.327	39.908	1:04.798	35.621	264.9	27:35.009								
7	1	2:18.979	39.455	1:03.869	35.655	260.5	29:53.988								
8	1	2:19.703	39.830	1:03.908	35.965	268.9	32:13.691								
9	1	2:20.347	40.144	1:04.423	35.780	267.6	34:34.038								
10	1	2:20.128	39.418	1:04.501	36.209	264.9	36:54.166								
11	1	2:18.092	39.480	1:03.131	35.481	265.6	39:12.258								
12	1	3:22.118	39.302	1:26.756	1:16.060	264.3	42:34.376								
13	1	2:20.651	39.765	1:04.216	36.670	266.2	44:55.027								
14	1	2:18.885	39.335	1:03.594	35.956	267.6	47:13.912								
15	1	2:18.568	39.813	1:03.094	35.661	267.6	49:32.480								
16	1	2:18.017	39.332	1:03.027	35.658	267.6	51:50.497								
17	2	10:03.545B	8:12.241	1:13.886	37.418	195.6	1:01:54.042								
18	2	2:22.930	40.147	1:02.382	40.401	264.3	1:04:16.972								
19	2	2:16.627	38.493	1:01.983	36.151	265.6	1:06:33.599								
20	2	2:14.373	38.329	1:01.416	34.628	272.9	1:08:47.972								
29		MV2S Racing	Ligier JS P320 - Nissan												
		1. Jacek ZIELONKA	LMP3												
		2. Maximus MAYER													
1	2	5:50.001	3:57.210	1:15.183	37.608	156.8	5:50.001								
2	2	2:22.341	40.659	1:05.865	35.817	235.1	8:12.342								

LE MANS CUP




MLMC Collective Test Day
Spa-Francorchamps Round
Afternoon Test

Sector Analysis

Lap under Red Flag							Invalidated Lap		Personal Best		Session Best		B Crossing the pit lane																																
Lap	D	Time	Sector 1	Sector 2	Sector 3	T. Spd	Elapsed	Lap	D	Time	Sector 1	Sector 2	Sector 3	T. Spd	Elapsed																														
21	2	2:13.809	38.255	1:00.120	35.434	270.9	1:11:01.781	13	2	2:45.648	1:09.485	1:01.406	34.757	257.4	44:12.348																														
22	1	11:55.958 B	...	1:05.565	35.594	233.0	1:22:57.739	14	2	2:16.753	38.470	1:02.702	35.581	271.6	46:29.101																														
23	1	2:18.550	39.987	1:03.358	35.205	265.6	1:25:16.289	15	2	2:26.762	38.476	1:10.631	37.655	270.2	48:55.863																														
24	1	2:17.566	39.713	1:02.802	35.051	262.4	1:27:33.855	16	2	14:12.814 B	...	1:10.627	37.240	220.2	1:03:08.677																														
25	1	2:16.669	39.239	1:02.522	34.908	263.6	1:29:50.524	17	2	2:24.855	41.911	1:04.369	38.575	256.2	1:05:33.532																														
26	1	2:18.330	39.333	1:03.336	35.661	265.6	1:32:08.854	18	2	2:18.994	38.851	1:02.418	37.725	267.6	1:07:52.526																														
27	1	2:22.554	40.098	1:06.198	36.258	259.2	1:34:31.408	19	2	2:15.980	38.897	1:00.238	36.845	266.2	1:10:08.506																														
28	1	2:17.915	39.666	1:03.263	34.986	263.6	1:36:49.323	20	2	2:46.649	38.791	1:00.079	1:07.779	267.6	1:12:55.155																														
29	1	2:16.180	39.199	1:02.408	34.573	267.6	1:39:05.503	21	2	5:14.699	1:41.672	2:07.841	1:25.186	79.7	1:18:09.854																														
30	1	2:16.337	39.215	1:02.347	34.775	267.6	1:41:21.840	22	2	2:29.035	51.199	1:02.810	35.026	258.6	1:20:38.889																														
31	1	2:17.038	39.232	1:02.897	34.909	269.6	1:43:38.878	23	2	2:14.901	38.808	1:01.067	35.026	264.9	1:22:53.790																														
32	1	2:19.462	39.346	1:04.272	35.844	266.2	1:45:58.340	24	2	2:13.407	38.773	1:00.005	34.629	266.9	1:25:07.197																														
33	1	2:32.923	41.041	1:05.768	46.114	252.0	1:48:31.263	25	2	2:12.864	38.486	59.823	34.555	268.2	1:27:20.061																														
42 Steller Motorsport 1. Joshua CAYGILL 2. Sennan FIELDING Duqueine M30 - D08 - Nissan LMP3							26									2	2:18.363	38.583	1:01.598	38.182	272.3	1:29:38.424																							
1 2 37:44.175							27									2	4:42.206 B	3:01.279	1:05.455	35.472	245.7	1:34:20.630																							
2 2 2:21.282							28									2	2:18.984	39.107	1:04.117	35.760	264.9	1:36:39.614																							
3 2 3:18.027							29									2	2:18.567	39.615	1:03.681	35.271	265.6	1:38:58.181																							
4 2 2:13.246							30									2	2:16.472	38.691	1:03.067	34.714	267.6	1:41:14.653																							
5 2 2:12.620							31									2	2:21.791	40.151	1:04.281	37.359	263.0	1:43:36.444																							
6 2 2:12.444							32									2	2:17.705	39.003	1:03.048	35.654	269.6	1:45:54.149																							
7 2 2:13.972							33									2	2:21.147	38.900	1:07.173	35.074	270.2	1:48:15.296																							
8 1 6:56.457 B							34									2	2:15.560	38.594	1:02.207	34.759	268.9	1:50:30.856																							
9 1 2:19.761							35									2	2:51.599	1:12.172	1:04.127	35.300	260.5	1:53:22.455																							
10 1 2:28.616							36									2	2:17.508	39.197	1:03.215	35.096	268.2	1:55:39.963																							
11 1 2:18.679							37									2	2:17.508	39.197	1:03.215	35.096	268.2	1:55:39.963																							
12 1 2:24.695							38									2	2:17.508	39.197	1:03.215	35.096	268.2	1:55:39.963																							
13 1 2:16.767							39									2	2:17.508	39.197	1:03.215	35.096	268.2	1:55:39.963																							
14 1 3:55.452							40									2	2:17.508	39.197	1:03.215	35.096	268.2	1:55:39.963																							
15 1 8:25.111 B							41									2	2:17.508	39.197	1:03.215	35.096	268.2	1:55:39.963																							
16 1 2:15.604							42									2	2:17.508	39.197	1:03.215	35.096	268.2	1:55:39.963																							
17 1 2:14.186							43									2	2:17.508	39.197	1:03.215	35.096	268.2	1:55:39.963																							
18 1 2:14.539							44									2	2:17.508	39.197	1:03.215	35.096	268.2	1:55:39.963																							
19 1 2:14.300							45									2	2:17.508	39.197	1:03.215	35.096	268.2	1:55:39.963																							
20 1 2:30.632							46									2	2:17.508	39.197	1:03.215	35.096	268.2	1:55:39.963																							
21 1 2:31.931							47									2	2:17.508	39.197	1:03.215	35.096	268.2	1:55:39.963																							
22 1 2:16.792							48									2	2:17.508	39.197	1:03.215	35.096	268.2	1:55:39.963																							
43 Inter Europol Competition 1. Timothy CRESWICK 2. Sebastian GRAYLUND Ligier JS P320 - Nissan LMP3							44 Team Virage 1. Georgios KOLOVOS 2. Mihnea STEFAN Ligier JS P320 - Nissan LMP3									1 2 7:06.016					5:04.828					1:16.555					44.633					141.3					7:06.016				
1 1 5:45.261							2 2 2:43.078									52.351					1:11.770					38.957					156.4					9:49.094									
2 1 2:20.509							3 2 2:33.913									46.220					1:07.241					40.452					199.2					12:23.007									
3 1 2:20.120							4 2 3:54.519									41.915					1:47.011					1:25.593					181.2					16:17.526									
4 1 2:19.263							5 1 8:59.765 B									7:09.833					1:12.127					37.805					212.5					25:17.291									
5 1 4:25.663							6 1 2:20.188									40.690					1:03.285					36.213					259.9					27:37.479									
6 1 7:46.948 B							7 1 2:17.865									39.831					1:02.501					35.533					261.7					29:55.344									
7 1 2:20.694							8 1 2:18.487									39.971					1:02.822					35.694					263.0					32:13.831									
8 1 2:18.876							9 1 2:16.840									39.994					1:02.096					34.750					261.1					34:30.671									
9 1 2:27.274							10 1 2:16.787									39.507					1:01.740					35.540					263.6					36:47.458									
10 2 4:24.123 B							11 1 2:20.050									40.119					1:03.751					36.180					264.9					39:07.508									
11 2 2:18.044							12 2 6:38.395 B									5:01.638					1:01.850					34.907					252.6					45:45.903									
12 2 2:39.925							13 2 2:17.180									39.476					1:03.211					34.493					266.9					48:03.083									
							14 2 2:14.007									38.679					1:00.942					34.386					266.9					50:17.090									
							15 2 2:14.161									38.533					1:01.127					34.501					267.6					52:31.251									
							16 2 2:13.481									38.477					1:00.630					34.374					267.6					54:44.732									
							17 2 2:14.490									38.532					1:01.134					34.824					268.9					56:59.222									
							18 2 2:14.752									38.498					1:01.761					34.493					267.6					59:13.974									
							19 1 12:59.185 B									...					1:10.029					49.464					228.1					1:12:13.159									
							20 1 5:16.765									1:42.561					2:08.383					1:25.821					78.7					1:17:29.924									
							21 1 2:57.744									1:17.761					1:02.887					37.096					246.3					1:20:27.668									
							22 1 2:17.058									39.843					1:01.971					35.244					260.5					1:22:44.726									
							23 1 2:15.433									39.485					1:01.046					34.902					263.0					1:25:00.159									
							24 1 2:17.939									39.293					1:02.274					36.372					264.3					1:27:18.098									
							25 1 2:15.771									39.556					1:01.345					34.870					263.0					1:29:33.869									
							26 1 2:16.210									39.061					1:02.375					34.774					266.9					1:31:50.079									



LE MANS CUP



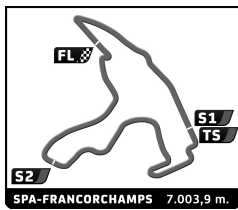
MLMC Collective Test Day
Spa-Francorchamps Round
Afternoon Test

Sector Analysis

Lap under Red Flag												Invalidated Lap		Personal Best		Session Best		Crossing the pit lane	
Lap	D	Time	Sector 1	Sector 2	Sector 3	T. Spd	Elapsed	Lap	D	Time	Sector 1	Sector 2	Sector 3	T. Spd	Elapsed				
27	1	2:15.344	39.456	1:01.312	34.576	266.2	1:34:05.423	2	2	2:22.885	41.300	1:05.206	36.379	238.2	10:21.280				
28	1	2:18.633	39.668	1:02.260	36.705	264.9	1:36:24.056	3	2	2:18.771	39.867	1:03.341	35.563	259.2	12:40.051				
29	2	7:05.993 B	5:28.776	1:01.970	35.247	253.8	1:43:30.049	4	2	4:26.777	53.659	2:07.937	1:25.181	79.5	17:06.828				
30	2	2:14.863	39.476	1:01.076	34.311	267.6	1:45:44.912	5	2	8:27.540 B	6:44.270	1:06.175	37.095	241.3	25:34.368				
31	2	2:12.343	38.380	59.950	34.013	268.2	1:47:57.255	6	2	2:22.203	39.864	1:04.890	37.449	261.7	27:56.571				
32	2	2:12.994	38.291	1:00.259	34.444	268.9	1:50:10.249	7	2	2:18.501	39.809	1:03.273	35.419	260.5	30:15.072				
33	2	2:12.382	38.308	1:00.027	34.047	269.6	1:52:22.631	8	2	2:18.042	39.735	1:02.827	35.480	261.1	32:33.114				
34	2	2:13.028	38.171	1:00.534	34.323	270.2	1:54:35.659	9	2	2:21.830	39.568	1:04.468	37.794	263.0	34:54.944				
35	2	2:13.475	38.308	1:00.561	34.606	269.6	1:56:49.134	10	2	11:37.213 B	9:53.473	1:04.651	39.089	242.4	46:32.157				
50 Reiter Engineering 1. Horst FELBERMAYR 2. Miklas BORN								Ligier JS P320 - Nissan LMP3											
1	1	5:35.497	3:43.371	1:14.706	37.420	172.5	5:35.497	11	2	2:20.525	39.868	1:03.573	37.084	260.5	48:52.682				
2	1	2:21.179	40.434	1:04.518	36.227	260.5	7:56.676	12	2	2:25.217	39.871	1:05.053	40.293	261.1	51:17.899				
3	1	2:16.810	38.511	1:03.336	34.963	268.9	10:13.486	13	1	4:51.850 B	3:11.122	1:04.766	35.962	245.2	56:09.749				
4	1	2:16.477	38.626	1:02.948	34.903	270.2	12:29.963	14	1	2:21.850	40.329	1:03.963	37.558	259.2	58:31.599				
5	1	3:49.260	38.475	1:44.443	1:26.342	269.6	16:19.223	15	1	2:21.245	40.488	1:04.660	36.097	259.2	1:00:52.844				
6	1	8:35.193 B	6:53.718	1:05.944	35.531	238.2	24:54.416	16	1	2:22.143	40.448	1:05.672	36.023	254.4	1:03:14.987				
7	1	2:16.962	38.495	1:03.244	35.223	269.6	27:11.378	17	1	2:21.811	40.229	1:04.416	37.166	259.9	1:05:36.798				
8	1	2:14.985	38.717	1:01.697	34.571	270.2	29:26.363	18	1	2:23.331	40.248	1:04.372	38.711	259.2	1:08:00.129				
9	1	2:16.468	38.563	1:03.093	34.812	271.6	31:42.831	19	1	2:21.443	41.028	1:04.215	36.200	256.8	1:10:21.572				
10	1	2:15.582	38.210	1:01.843	35.529	271.6	33:58.413	20	1	2:17.220	40.102	1:12.428	1:24.690	259.2	1:13:38.792				
11	1	2:14.916	38.164	1:01.976	34.776	271.6	36:13.329	21	1	19:19.549 B	...	1:15.031	42.051	211.6	1:32:58.341				
12	1	2:18.603	38.420	1:03.369	36.814	250.3	38:31.932	22	1	2:32.557	41.166	1:08.040	43.351	252.6	1:35:30.898				
13	2	5:53.851 B	4:17.696	1:01.648	34.507	253.2	44:25.783	23	1	2:25.967	40.181	1:04.501	41.285	258.6	1:37:56.865				
14	2	2:13.156	38.107	1:00.744	34.305	272.3	46:38.939	24	1	2:20.285	40.306	1:04.210	35.769	258.0	1:40:17.150				
15	2	2:16.183	38.127	1:02.493	35.563	272.9	48:55.122	25	1	2:19.539	40.160	1:03.578	35.801	258.6	1:42:36.689				
16	2	2:16.521	38.041	1:03.742	34.738	275.7	51:11.643	26	1	2:23.805	40.088	1:04.119	39.598	259.9	1:45:00.494				
17	2	2:13.555	38.087	1:01.243	34.225	270.9	53:25.198	27	1	2:21.142	40.160	1:04.846	36.136	257.4	1:47:21.636				
18	2	2:12.569	38.129	1:00.564	33.876	272.3	55:37.767	28	1	2:20.117	40.103	1:04.137	35.877	258.6	1:49:41.753				
19	2	2:12.359	37.985	1:00.391	33.983	272.9	57:50.126	29	2	3:39.361 B	1:59.975	1:03.709	35.677	243.5	1:53:21.114				
20	2	7:53.600 B	6:15.549	1:01.207	36.844	254.4	1:05:43.726	30	2	2:17.902	39.621	1:02.707	35.574	261.7	1:55:39.016				
21	2	2:15.381	38.085	1:00.859	36.437	270.9	1:07:59.107	58 GG Classics 1. George NAKAS 2. Fraser ROSS											
22	2	2:14.282	38.365	1:00.665	35.252	271.6	1:10:13.389	1	2	5:43.806	3:56.859	1:08.999	37.948	195.9	5:43.806				
23	2	2:53.565	38.078	1:01.473	1:14.014	272.9	1:13:06.954	2	2	2:16.914	39.587	1:02.447	34.880	264.3	8:00.720				
24	1	6:07.582 B	3:18.784	2:08.181	40.617	79.3	1:19:14.536	3	2	2:21.812	38.794	1:01.853	41.165	270.9	10:22.532				
25	1	2:21.597	42.590	1:04.065	34.942	256.2	1:21:36.133	4	2	2:20.136	40.941	1:03.707	35.488	205.6	12:42.668				
26	1	2:16.011	38.709	1:02.767	34.535	268.2	1:23:52.144	5	1	13:31.973 B	...	1:10.940	38.300	197.0	26:14.641				
27	1	2:14.499	38.513	1:01.707	34.279	271.6	1:26:06.643	6	1	2:23.070	40.789	1:05.607	36.674	262.4	28:37.711				
28	1	2:21.443	38.127	1:07.738	35.578	274.3	1:28:28.086	7	1	2:24.565	40.684	1:07.009	36.872	261.1	31:02.276				
29	1	2:14.208	38.040	1:01.288	34.880	272.3	1:30:42.294	8	1	2:22.701	40.997	1:05.115	36.589	259.9	33:24.977				
30	1	2:12.408	38.102	1:00.142	34.164	271.6	1:32:54.702	9	1	2:24.426	40.874	1:06.194	37.258	216.7	35:49.403				
31	2	9:18.908 B	7:41.622	1:01.155	36.131	250.3	1:42:13.610	10	1	2:25.087	40.689	1:06.396	38.002	263.0	38:14.490				
32	2	2:14.536	38.073	1:00.764	35.699	271.6	1:44:28.146	11	1	16:04.096 B	...	1:13.379	38.373	189.8	54:18.586				
33	2	2:12.413	37.971	1:00.345	34.097	272.3	1:46:40.559	12	1	2:26.019	43.951	1:05.423	36.645	263.0	56:44.605				
34	2	2:11.462	37.957	59.842	33.663	271.6	1:48:52.021	13	1	2:21.830	40.926	1:03.902	37.002	260.5	59:06.435				
35	2	2:14.469	37.844	59.835	36.790	272.3	1:51:06.490	14	1	2:21.385	39.363	1:04.451	37.571	268.2	1:01:27.820				
36	2	2:26.029	38.708	1:04.743	42.578	272.9	1:53:32.519	15	1	2:20.060	40.353	1:03.787	35.920	270.2	1:03:47.880				
37	2	2:12.114	38.109	1:00.281	33.724	270.9	1:55:44.633	16	1	2:24.989	39.084	1:04.778	41.127	270.2	1:06:12.869				
51 AF Corse 1. Matthew KURZEJEWSKI 2. Alessandro BALZAN								Ferrari 296 GT3 GT3											
1	2	7:58.395	6:06.030	1:14.165	38.200	227.6	7:58.395	17	1	2:23.289	40.290	1:04.146	38.853	263.6	1:08:36.158				
								18	1	2:22.530	39.456	1:05.324	37.750	268.2	1:10:58.688				
								19	1	9:52.776 B	8:06.773	1:10.266	35.737	223.0	1:20:51.464				
								20	1	2:19.922	39.648	1:05.074	35.200	265.6	1:23:11.386				
								21	1	2:19.401	39.474	1:04.096	35.831	267.6	1:25:30.787				



LE MANS CUP




MLMC Collective Test Day
Spa-Francorchamps Round
Afternoon Test

Sector Analysis

Lap under Red Flag Invalidated Lap Personal Best Session Best Crossing the pit lane

Lap	D	Time	Sector 1	Sector 2	Sector 3	T. Spd	Elapsed	Lap	D	Time	Sector 1	Sector 2	Sector 3	T. Spd	Elapsed
22	1	2:18.700	39.097	1:04.362	35.241	270.2	1:27:49.487	62 Bretton Racing 1. Ben STONE 2. Theodor JENSEN Ligier JS P320 - Nissan LMP3							
23	1	2:22.603	41.246	1:05.882	35.475	255.6	1:30:12.090	1	2	6:21.870	4:34.804	1:08.708	38.358	191.8	6:21.870
24	1	2:21.469	40.227	1:04.926	36.316	265.6	1:32:33.559	2	2	2:17.930	40.138	1:02.611	35.181	261.1	8:39.800
25	2	5:33.651 B	3:54.027	1:03.704	35.920	231.5	1:38:07.210	3	2	2:15.703	39.652	1:01.350	34.701	263.6	10:55.503
26	2	2:17.509	39.621	1:02.519	35.369	263.6	1:40:24.719	4	2	2:13.339	38.577	1:00.528	34.234	267.6	13:08.842
27	2	2:15.503	38.832	1:01.889	34.782	268.2	1:42:40.222	5	2	11:30.869 B	9:51.941	1:02.194	36.734	248.5	24:39.711
28	2	2:17.308	38.368	1:02.521	36.419	273.6	1:44:57.530	6	2	2:14.343	38.497	1:01.102	34.744	269.6	26:54.054
29	2	2:15.585	38.875	1:01.635	35.075	270.2	1:47:13.115	7	2	2:15.215	39.026	1:01.474	34.715	263.6	29:09.269
30	2	2:14.993	38.717	1:01.402	34.874	268.9	1:49:28.108	8	2	2:13.027	38.524	1:00.431	34.072	266.9	31:22.296
31	2	2:14.513	38.277	1:01.344	34.892	272.9	1:51:42.621	9	2	4:41.225 B	2:58.898	1:06.209	36.118	243.5	36:03.521
32	2	2:14.411	38.393	1:01.480	34.538	271.6	1:53:57.032	10	2	2:19.721	40.459	1:02.499	36.763	259.2	38:23.242
33	2	2:14.324	38.417	1:01.297	34.610	271.6	1:56:11.356	11	2	2:16.287	39.442	1:01.731	35.114	263.0	40:39.529
59 Team Virage 1. Oscar BITTAR 2. Ricardo GRACIA FILHO Ligier JS P320 - Nissan LMP3							12	2	3:21.392	1:37.747	1:07.045	36.600	80.0	44:00.921	
1	2	7:07.732	5:05.336	1:17.191	45.205	138.0	7:07.732	13	2	2:16.974	39.355	1:02.530	35.089	263.0	46:17.895
2	2	2:39.125	47.595	1:10.561	40.969	181.2	9:46.857	14	2	2:17.464	39.404	1:02.919	35.141	263.6	48:35.359
3	2	2:48.840	1:00.259	1:10.018	38.563	203.7	12:35.697	15	2	2:16.262	39.037	1:02.529	34.696	266.2	50:51.621
4	2	3:45.407	49.780	1:28.444	1:27.183	80.2	16:21.104	16	2	2:14.922	38.953	1:01.202	34.767	265.6	53:06.543
5	1	8:59.412 B	7:08.594	1:13.095	37.723	204.1	25:20.516	17	2	2:14.091	38.533	1:01.037	34.521	268.2	55:20.634
6	1	2:19.747	40.076	1:04.007	35.664	261.7	27:40.263	18	2	2:19.534	40.030	1:03.516	35.988	266.9	57:40.168
7	1	2:18.162	39.093	1:04.061	35.008	268.9	29:58.425	19	2	8:59.838 B	7:14.688	1:08.370	36.780	242.4	1:06:40.006
8	1	2:17.227	39.698	1:02.639	34.890	263.6	32:15.652	20	2	2:14.740	39.075	1:00.839	34.826	264.3	1:08:54.746
9	1	2:18.823	38.688	1:04.325	35.810	272.9	34:34.475	21	2	2:16.022	39.585	1:02.194	34.243	267.6	1:11:10.768
10	1	2:16.951	38.931	1:03.180	34.840	270.9	36:51.426	22	2	3:57.210	38.249	1:53.732	1:25.229	270.2	1:15:07.978
11	1	2:16.403	38.578	1:02.256	35.569	270.9	39:07.829	23	2	4:15.979	1:41.306	1:57.603	37.079	79.7	1:19:23.957
12	1	3:24.790	38.544	1:23.625	1:22.621	271.6	42:32.619	24	2	2:14.664	38.606	1:00.918	35.140	266.9	1:21:38.621
13	2	6:10.842 B	4:29.382	1:05.425	36.035	243.5	48:43.461	25	2	2:18.013	38.457	1:00.695	38.861	268.9	1:23:56.634
14	2	2:15.433	38.746	1:01.798	34.889	268.2	50:58.894	26	2	2:19.786	38.402	1:01.024	40.360	268.9	1:26:16.420
15	2	2:14.110	38.527	1:00.930	34.653	270.2	53:13.004	27	2	2:12.743	38.517	59.988	34.238	268.2	1:28:29.163
16	2	2:13.898	38.428	1:00.790	34.680	272.3	55:26.902	28	2	2:13.998	38.200	1:00.491	35.307	270.9	1:30:43.161
17	2	2:15.401	38.420	1:01.288	35.693	272.3	57:42.303	29	2	2:12.769	38.637	1:00.066	34.066	268.2	1:32:55.930
18	2	2:14.667	38.712	1:01.274	34.681	270.2	59:56.970	30	1	4:56.580 B	3:15.480	1:04.501	36.599	168.5	1:37:52.510
19	2	2:15.776	38.456	1:01.185	36.135	271.6	1:02:12.746	31	1	2:18.567	39.458	1:03.681	35.428	264.3	1:40:11.077
20	2	7:37.020 B	5:49.918	1:07.469	39.633	218.5	1:09:49.766	32	1	2:16.986	39.068	1:02.608	35.310	263.0	1:42:28.063
21	2	2:27.603	40.249	1:03.446	43.908	259.9	1:12:17.369	33	1	7:17.313 B	5:35.650	1:06.482	35.181	218.9	1:49:45.376
22	2	5:37.892	1:51.628	2:19.733	1:26.531	63.9	1:17:55.261	34	1	2:16.800	39.563	1:02.108	35.129	260.5	1:52:02.176
23	2	2:38.755	1:00.144	1:03.308	35.303	260.5	1:20:34.016	35	1	2:15.901	39.733	1:01.691	34.477	259.9	1:54:18.077
24	2	2:14.560	38.578	1:01.193	34.789	268.2	1:22:48.576	66 Rinaldi Racing 1. Steve PARROW 2. Daniel KEILWITZ Ligier JS P320 - Nissan LMP3							
25	2	2:12.993	38.288	1:00.456	34.249	270.9	1:25:01.569	1	1	7:31.264	5:42.916	1:10.678	37.670	189.4	7:31.264
26	2	2:16.257	38.187	1:02.428	35.642	271.6	1:27:17.826	2	1	2:20.532	40.711	1:03.609	36.212	260.5	9:51.796
27	2	2:12.587	38.310	1:00.030	34.247	272.3	1:29:30.413	3	1	2:20.917	40.399	1:03.500	37.018	263.0	12:12.713
28	2	2:13.268	38.288	1:00.491	34.489	268.9	1:31:43.681	4	1	3:57.173	39.612	1:51.838	1:25.723	266.9	16:09.886
29	2	2:14.151	38.932	1:00.717	34.502	267.6	1:33:57.832	5	1	10:11.977 B	8:31.292	1:05.004	35.681	240.8	26:21.863
30	2	2:17.137	38.191	1:02.586	36.360	272.9	1:36:14.969	6	1	2:17.464	39.451	1:02.923	35.090	264.9	28:39.327
31	1	6:43.308 B	5:01.225	1:04.442	37.641	246.8	1:42:58.277	7	1	2:17.333	39.266	1:03.159	34.908	266.2	30:56.660
32	1	2:17.322	39.616	1:02.564	35.142	266.9	1:45:15.599	8	1	2:16.955	39.115	1:02.686	35.154	268.9	33:13.615
33	1	2:19.320	38.686	1:03.933	36.701	270.2	1:47:34.919	9	1	2:20.171	39.042	1:05.028	36.101	270.2	35:33.786
34	1	2:15.034	38.728	1:01.486	34.820	270.9	1:49:49.953	10	1	2:19.765	39.361	1:02.567	37.837	267.6	37:53.551
35	1	2:16.900	38.491	1:03.432	34.977	272.3	1:52:06.853	11	1	2:20.622	39.295	1:04.940	36.387	267.6	40:14.173
36	1	2:14.781	38.446	1:01.689	34.646	270.9	1:54:21.634	12	2	6:41.863 B	5:05.230	1:02.486	34.147	257.4	46:56.036
37	1	2:20.849	38.314	1:04.671	37.864	272.3	1:56:42.483								

LE MANS CUP



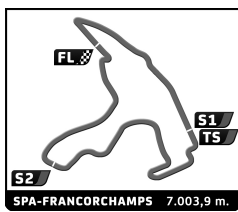
MLMC Collective Test Day
Spa-Francorchamps Round
Afternoon Test

Sector Analysis

Lap under Red Flag											Invalidated Lap	Personal Best	Session Best	B Crossing the pit lane	
Lap	D	Time	Sector 1	Sector 2	Sector 3	T. Spd	Elapsed	Lap	D	Time	Sector 1	Sector 2	Sector 3	T. Spd	Elapsed
13	2	2:12.895	38.197	1:00.612	34.086	272.3	49:08.931	30	2	2:19.223	39.070	1:04.838	35.315	271.6	1:34:09.778
14	2	2:13.828	38.134	1:01.520	34.174	275.7	51:22.759	31	1	7:55.134 B	5:45.193	1:23.839	46.102	226.2	1:42:04.912
15	2	2:12.270	38.090	1:00.108	34.072	274.3	53:35.029	32	1	2:15.023	38.721	1:01.710	34.592	266.9	1:44:19.935
16	2	10:31.967 B	8:54.206	1:02.291	35.470	254.4	1:04:06.996	33	1	2:13.719	38.412	1:00.935	34.372	268.9	1:46:33.654
17	2	2:17.318	38.078	1:00.368	38.872	272.3	1:06:24.314	34	1	2:13.168	38.445	1:00.372	34.351	268.9	1:48:46.822
18	2	2:17.319	37.960	1:00.273	39.086	274.3	1:08:41.633	35	1	2:13.264	38.083	1:00.451	34.730	271.6	1:51:00.086
19	2	2:22.827	38.571	1:01.018	43.238	273.6	1:11:04.460	36	1	2:16.651	38.301	1:02.376	35.974	270.9	1:53:16.737
20	2	3:52.345	38.104	1:48.964	1:25.277	275.7	1:14:56.805	37	1	2:16.465	38.146	1:02.279	36.040	272.9	1:55:33.202
21	1	10:45.488 B	8:54.380	1:12.936	38.172	173.9	1:25:42.293	71 Rinaldi Racing 1. Stefan AUST 2. Felipe FERNANDEZ-LASER Ligier JS P320 - Nissan LMP3							
22	1	2:18.636	40.689	1:03.023	34.924	261.1	1:28:00.929	1	1	6:47.871	4:54.370	1:14.493	39.008	171.5	6:47.871
23	1	2:16.606	39.446	1:02.530	34.630	265.6	1:30:17.535	2	1	2:27.376	43.305	1:07.531	36.540	199.6	9:15.247
24	1	2:15.105	38.662	1:01.719	34.724	269.6	1:32:32.640	3	1	2:22.516	40.458	1:04.966	37.092	258.6	11:37.763
25	1	2:22.950	38.863	1:04.213	39.874	269.6	1:34:55.590	4	1	14:12.236 B	...	1:06.616	36.332	208.4	25:49.999
26	2	5:43.724 B	4:08.377	1:01.515	33.832	253.8	1:40:39.314	5	1	2:20.671	40.770	1:04.245	35.656	206.8	28:10.670
27	2	2:12.458	38.057	1:00.001	34.400	275.0	1:42:51.772	6	1	2:17.688	39.339	1:03.285	35.064	264.3	30:28.358
28	2	2:11.149	38.071	59.316	33.762	271.6	1:45:02.921	7	1	2:19.421	39.669	1:03.653	36.099	263.6	32:47.779
29	2	2:52.607	38.032	1:32.365	42.210	264.3	1:47:55.528	8	1	2:16.240	39.577	1:02.081	34.582	264.9	35:04.019
30	2	2:13.678	38.054	1:00.000	35.624	272.3	1:50:09.206	9	1	2:17.211	39.066	1:02.874	35.271	264.9	37:21.230
31	2	2:10.946	37.928	59.309	33.709	272.9	1:52:20.152	10	1	9:45.398 B	7:46.541	1:17.452	41.405	116.5	47:06.628
32	2	2:11.436	37.977	59.406	34.053	275.7	1:54:31.588	11	1	2:26.641	42.429	1:06.226	37.986	253.2	49:33.269
33	2	2:20.575	38.180	1:01.050	41.345	271.6	1:56:52.163	12	1	2:17.455	39.578	1:02.809	35.068	266.2	51:50.724
67 Haegeli by T2 Racing 1. Pieder DECURTINS 2. Samir BEN Duqueine M30 - D08 - Nissan LMP3							13	1	2:16.733	38.921	1:02.113	35.699	268.2	54:07.457	
1	1	5:57.471	4:07.391	1:11.985	38.095	194.5	5:57.471	14	1	2:16.640	38.774	1:02.051	35.815	268.9	56:24.097
2	1	2:18.851	39.261	1:03.180	36.410	264.9	8:16.322	15	1	2:17.170	38.847	1:02.192	36.131	269.6	58:41.267
3	1	2:17.155	39.102	1:02.159	35.894	267.6	10:33.477	16	1	2:15.097	38.764	1:01.698	34.635	271.6	1:00:56.364
4	1	2:16.082	38.719	1:02.606	34.757	270.9	12:49.559	17	1	2:16.164	38.737	1:02.354	35.073	271.6	1:03:12.528
5	1	4:27.064	1:09.487	1:52.207	1:25.370	76.9	17:16.623	18	1	2:18.317	39.185	1:02.136	36.996	266.9	1:05:30.845
6	1	7:54.165 B	6:05.004	1:10.919	38.242	180.6	25:10.788	19	1	2:19.191	38.853	1:02.448	37.890	270.2	1:07:50.036
7	1	2:19.977	39.746	1:04.564	35.667	262.4	27:30.765	20	2	4:16.599 B	2:33.792	1:01.335	41.472	254.4	1:12:06.635
8	1	2:18.588	38.762	1:05.158	34.668	268.9	29:49.353	21	2	5:14.649	1:41.460	2:07.787	1:25.402	79.4	1:17:21.284
9	1	2:15.796	38.502	1:01.982	35.312	269.6	32:05.149	22	2	3:00.931	1:23.904	1:02.174	34.853	233.5	1:20:22.215
10	1	2:13.836	38.597	1:00.842	34.397	270.9	34:18.985	23	2	2:14.914	38.765	1:00.478	35.671	266.2	1:22:37.129
11	1	2:17.788	38.367	1:01.340	38.081	271.6	36:36.773	24	2	2:12.927	38.395	1:00.197	34.335	268.9	1:24:50.056
12	1	2:17.491	38.462	1:00.987	38.042	271.6	38:54.264	25	2	2:38.059	41.103	1:10.661	46.295	215.9	1:27:28.115
13	2	11:02.246 B	9:21.986	1:04.267	35.993	248.5	49:56.510	26	1	9:14.769 B	7:33.202	1:05.597	35.970	237.1	1:36:42.884
14	2	2:18.783	39.727	1:02.670	36.386	263.0	52:15.293	27	1	2:17.522	39.136	1:03.198	35.188	264.9	1:39:00.406
15	2	2:17.336	39.537	1:02.434	35.365	266.9	54:32.629	28	1	2:16.241	39.030	1:02.297	34.914	265.6	1:41:16.647
16	2	2:17.447	39.720	1:02.054	35.673	264.3	56:50.076	29	1	2:18.976	38.870	1:04.084	36.022	267.6	1:43:35.623
17	2	2:20.242	39.587	1:05.055	35.600	270.9	59:10.318	30	1	2:17.893	39.443	1:02.926	35.524	266.2	1:45:53.516
18	2	2:17.645	38.990	1:02.493	36.162	270.2	1:01:27.963	31	1	2:17.965	39.220	1:03.848	34.897	268.9	1:48:11.481
19	2	2:15.595	39.034	1:01.507	35.054	268.9	1:03:43.558	32	1	2:16.449	39.048	1:02.434	34.967	270.9	1:50:27.930
20	2	2:16.033	39.113	1:01.478	35.442	268.9	1:05:59.591	33	1	2:15.939	38.817	1:02.204	34.918	269.6	1:52:43.869
21	2	2:21.741	38.928	1:04.297	38.516	269.6	1:08:21.332	34	1	2:15.870	38.715	1:02.431	34.724	270.2	1:54:59.739
22	2	2:19.922	38.995	1:03.023	37.904	268.9	1:10:41.254	35	1	2:22.980	39.046	1:04.709	39.225	269.6	1:57:22.719
23	2	6:35.880 B	3:02.048	2:08.054	1:25.778	78.5	1:17:17.134	73 Proton Huber Competition 1. Jörg DREISOW 2. Manuel LAUCK Porsche 911 GT3 R (992) GT3							
24	2	3:13.464	1:26.412	1:06.820	40.232	228.1	1:20:30.598	1	1	6:13.534	4:14.630	1:18.666	40.238	171.2	6:13.534
25	2	2:17.450	39.596	1:02.731	35.123	263.6	1:22:48.048	2	1	2:31.055	43.357	1:10.023	37.675	225.8	8:44.589
26	2	2:15.976	38.833	1:01.913	35.230	266.2	1:25:04.024	3	1	2:26.188	41.327	1:07.524	37.337	258.0	11:10.777
27	2	2:14.482	38.990	1:00.983	34.509	268.2	1:27:18.506	4	1	3:01.525	41.524	1:08.156	1:11.845	234.5	14:12.302
28	2	2:16.043	39.147	1:02.048	34.848	268.9	1:29:34.549								
29	2	2:16.006	38.873	1:02.414	34.719	270.2	1:31:50.555								



LE MANS CUP



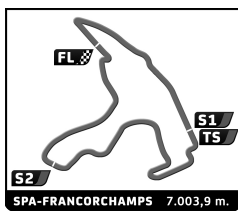
MLMC Collective Test Day
Spa-Francorchamps Round
Afternoon Test

Sector Analysis

Lap under Red Flag Invalidated Lap Personal Best Session Best Crossing the pit lane

Lap	D	Time	Sector 1	Sector 2	Sector 3	T. Spd	Elapsed	Lap	D	Time	Sector 1	Sector 2	Sector 3	T. Spd	Elapsed							
5	1	10:47.384 B	8:55.435	1:10.443	41.506	212.1	24:59.686	24	2	2:19.705	39.369	1:03.962	36.374	264.3	1:26:04.136							
6	1	2:27.273	41.533	1:08.497	37.243	253.8	27:26.959	25	2	2:20.052	39.086	1:03.836	37.130	266.9	1:28:24.188							
7	1	2:29.682	40.966	1:09.246	39.470	258.0	29:56.641	26	2	2:20.042	39.031	1:03.604	37.407	266.9	1:30:44.230							
8	1	2:26.438	41.785	1:07.370	37.283	237.1	32:23.079	27	1	7:05.895 B	5:21.717	1:07.333	36.845	213.7	1:37:50.125							
9	1	2:28.798	42.365	1:08.354	38.079	258.0	34:51.877	28	1	2:22.535	40.571	1:05.968	35.996	258.6	1:40:12.660							
10	1	2:30.056	41.931	1:09.535	38.590	256.2	37:21.933	29	1	2:21.712	40.293	1:05.214	36.205	258.6	1:42:34.372							
11	1	2:26.580	41.791	1:07.436	37.353	258.0	39:48.513	30	1	2:23.051	40.255	1:05.363	37.433	258.6	1:44:57.423							
12	1	3:33.398	1:06.986	1:48.545	37.867	80.4	43:21.911	31	1	2:26.417	43.113	1:06.697	36.607	249.7	1:47:23.840							
13	1	5:37.625 B	3:31.240	1:21.935	44.450	130.2	48:59.536	32	1	2:23.018	40.134	1:05.960	36.924	259.9	1:49:46.858							
14	1	2:32.779	44.365	1:10.912	37.502	250.3	51:32.315	33	1	2:23.233	40.466	1:06.535	36.232	260.5	1:52:10.091							
15	1	2:25.305	40.932	1:06.243	38.130	261.1	53:57.620	34	1	2:22.208	40.261	1:05.256	36.691	259.9	1:54:32.299							
16	1	2:28.584	41.480	1:09.183	37.921	232.0	56:26.204	77 Team Thor 1. Audunn GUDMUNDSSON 2. Colin NOBLE Ligier JS P320 - Nissan LMP3														
17	1	2:23.998	40.817	1:06.545	36.636	259.9	58:50.202	1	1	6:04.113	4:17.107	1:09.648	37.358	204.1	6:04.113							
18	1	2:24.638	40.840	1:06.677	37.121	261.1	1:01:14.840	2	1	2:19.237	40.198	1:03.445	35.594	257.4	8:23.350							
19	1	2:24.336	40.876	1:05.993	37.467	260.5	1:03:39.176	3	1	2:23.254	40.874	1:05.628	36.752	259.9	10:46.604							
20	1	5:53.655 B	4:08.019	1:04.350	41.286	248.5	1:09:32.831	4	1	2:20.937	40.153	1:04.004	36.780	260.5	13:07.541							
21	1	2:22.664	39.642	1:03.041	39.981	264.3	1:11:55.495	5	1	11:29.126 B	9:48.636	1:04.979	35.511	243.5	24:36.667							
22	2	7:12.081 B	4:10.320	2:07.992	53.769	80.3	1:19:07.576	6	1	2:16.865	38.905	1:02.767	35.193	261.1	26:53.532							
23	2	2:20.151	39.724	1:04.302	36.125	263.0	1:21:27.727	7	1	2:22.380	40.755	1:02.376	39.249	259.9	29:15.912							
24	2	2:18.604	39.809	1:03.455	35.340	264.9	1:23:46.331	8	1	2:17.017	38.935	1:02.951	35.131	262.4	31:32.929							
25	2	2:18.323	39.585	1:03.241	35.497	266.2	1:26:04.654	9	1	2:18.413	38.983	1:03.279	36.151	259.9	33:51.342							
26	2	5:57.374 B	3:59.962	1:17.836	39.576	210.4	1:32:02.028	10	1	4:33.607 B	2:43.631	1:10.347	39.629	199.6	38:24.949							
27	2	2:31.778	42.921	1:10.889	37.968	240.8	1:34:33.806	11	1	2:43.855	41.048	1:02.645	1:00.162	256.2	41:08.804							
28	2	2:18.831	39.249	1:03.761	35.821	267.6	1:36:52.637	12	1	2:59.665	1:22.258	1:02.426	34.981	237.6	44:08.469							
29	2	2:17.768	39.387	1:03.232	35.149	266.9	1:39:10.405	13	1	2:18.547	39.450	1:03.231	35.866	259.2	46:27.016							
30	2	2:17.397	39.304	1:02.878	35.215	264.9	1:41:27.802	14	1	2:20.385	38.982	1:04.750	36.653	263.0	48:47.401							
31	2	2:17.539	39.289	1:02.999	35.251	264.9	1:43:45.341	15	2	5:47.595 B	4:10.996	1:01.622	34.977	249.7	54:34.996							
74 Kessel Racing 1. Andrew GILBERT 2. Fran RUEDA MATEOS Ferrari 296 GT3 GT3								16								2	2:15.425	39.292	1:00.436	35.697	261.1	56:50.421
1								1	6:20.182	4:22.267	1:16.091	41.824	175.3	6:20.182	17	2	2:17.132	38.667	1:02.181	36.284	266.9	59:07.553
2								1	2:28.061	42.608	1:07.935	37.518	191.4	8:48.243	18	2	2:18.358	38.778	1:04.128	35.452	264.3	1:01:25.911
3								1	2:47.209	40.759	1:06.490	59.960	259.9	11:35.452	19	2	2:12.703	38.636	59.402	34.665	264.3	1:03:38.614
4								1	3:20.411	40.750	1:12.986	1:26.675	258.6	14:55.863	20	2	2:12.139	38.399	59.245	34.495	264.9	1:05:50.753
5								1	10:36.891 B	8:47.080	1:11.965	37.846	197.4	25:32.754	21	2	2:16.878	38.265	1:01.371	37.242	264.3	1:08:07.631
6								1	2:24.956	40.720	1:07.298	36.938	260.5	27:57.710	22	2	2:16.574	38.408	1:03.052	35.114	264.3	1:10:24.205
7								1	2:29.099	41.687	1:09.415	37.997	259.2	30:26.809	23	1	11:50.630 B	...	1:03.367	41.032	237.6	1:22:14.835
8								1	2:22.681	40.233	1:06.291	36.157	260.5	32:49.490	24	1	2:26.312	38.970	1:01.593	45.749	261.1	1:24:41.147
9								1	4:58.833 B	3:05.970	1:12.179	40.684	139.5	37:48.323	25	1	2:30.863	39.330	1:01.497	50.036	261.1	1:27:12.010
10								1	2:22.788	40.528	1:05.797	36.463	259.2	40:11.111	26	1	2:15.814	38.995	1:01.284	35.535	261.7	1:29:27.824
11								1	3:23.537	1:10.853	1:36.088	36.596	76.5	43:34.648	27	1	2:27.064	41.493	1:10.404	35.167	215.4	1:31:54.888
12								1	2:21.466	40.243	1:05.267	35.956	259.9	45:56.114	28	1	4:22.368 B	2:35.149	1:09.652	37.567	233.0	1:36:17.256
13								1	2:21.296	40.184	1:04.790	36.322	260.5	48:17.410	29	1	2:16.922	40.080	1:01.892	34.950	256.8	1:38:34.178
14								1	9:29.077 B	7:48.525	1:04.131	36.421	246.8	57:46.487	30	1	2:14.301	38.755	1:00.913	34.633	263.0	1:40:48.479
15								1	2:18.001	39.460	1:03.519	35.022	264.3	1:00:04.488	31	1	2:14.176	38.640	1:00.831	34.705	259.9	1:43:02.655
16								1	2:17.124	39.274	1:02.414	35.436	264.3	1:02:21.612	32	1	2:14.404	38.808	1:00.754	34.842	262.4	1:45:17.059
17								1	2:17.017	39.254	1:02.757	35.006	264.9	1:04:38.629	33	2	4:07.302 B	2:32.624	1:00.213	34.465	249.1	1:49:24.361
18								1	2:20.425	39.194	1:02.632	38.599	265.6	1:06:59.054	34	2	2:12.120	38.477	59.363	34.280	262.4	1:51:36.481
19								1	2:17.433	39.149	1:02.747	35.537	264.9	1:09:16.487	35	2	2:11.960	38.532	59.210	34.218	261.7	1:53:48.441
20								1	2:18.447	39.241	1:02.951	36.255	264.9	1:11:34.934	36	2	2:11.551	38.438	58.964	34.149	263.6	1:55:59.992
21								2	7:30.056 B	4:28.113	2:07.774	54.169	83.8	1:19:04.990	83 Iron Dames 1. Celia MARTIN 2. Karen GAILLARD Lamborghini Huracan GT3 EVO2 GT3							
22								2	2:21.433	39.833	1:05.449	36.151	259.9	1:21:26.423								
23								2	2:18.008	39.240	1:03.764	35.004	264.9	1:23:44.431								

LE MANS CUP



MLMC Collective Test Day
Spa-Francorchamps Round
Afternoon Test


Sector Analysis

Lap under Red Flag														Invalidated Lap	Personal Best	Session Best	B Crossing the pit lane
Lap	D	Time	Sector 1	Sector 2	Sector 3	T. Spd	Elapsed	Lap	D	Time	Sector 1	Sector 2	Sector 3	T. Spd	Elapsed		
1	2	6:15.410	4:22.182	1:14.032	39.196	191.1	6:15.410	17	1	2:14.811	38.513	1:01.787	34.511	270.2	55:17.484		
2	2	2:23.993	40.950	1:06.648	36.395	258.6	8:39.403	18	1	2:16.655	38.442	1:03.410	34.803	270.9	57:34.139		
3	2	2:22.897	40.006	1:06.624	36.267	253.8	11:02.300	19	1	2:15.229	38.472	1:02.286	34.471	270.2	59:49.368		
4	2	2:20.918	39.481	1:05.472	35.965	264.9	13:23.218	20	1	2:15.735	38.397	1:02.548	34.790	271.6	1:02:05.103		
5	2	11:22.570 B	9:38.986	1:06.803	36.781	236.1	24:45.788	21	1	2:14.848	38.262	1:01.834	34.752	271.6	1:04:19.951		
6	2	2:20.527	39.941	1:04.890	35.696	264.3	27:06.315	22	1	2:17.756	38.481	1:01.791	37.484	272.3	1:06:37.707		
7	2	2:19.192	39.219	1:04.430	35.543	265.6	29:25.507	23	1	11:18.586 B	7:42.406	2:09.441	1:26.739	78.6	1:17:56.293		
8	2	2:20.911	39.222	1:06.159	35.530	265.6	31:46.418	24	1	2:44.997	1:02.297	1:06.048	36.652	249.1	1:20:41.290		
9	2	2:19.517	39.231	1:04.596	35.690	265.6	34:05.935	25	1	2:20.041	41.931	1:03.340	34.770	263.0	1:23:01.331		
10	2	2:20.054	39.804	1:04.516	35.734	263.0	36:25.989	26	1	2:18.025	38.982	1:01.842	37.201	266.9	1:25:19.356		
11	2	2:19.863	39.664	1:04.223	35.976	263.0	38:45.852	27	1	2:16.966	38.907	1:01.671	34.388	268.9	1:27:36.322		
12	1	6:09.745 B	4:22.640	1:09.742	37.363	244.6	44:55.597	28	1	2:21.948	39.149	1:04.214	38.585	265.6	1:29:58.270		
13	1	2:21.719	40.289	1:05.021	36.409	263.0	47:17.316	29	1	2:14.498	38.592	1:01.383	34.523	268.2	1:32:12.768		
14	1	2:21.028	40.055	1:04.644	36.329	262.4	49:38.344	30	1	2:18.933	38.822	1:04.974	35.137	267.6	1:34:31.701		
15	1	2:20.684	40.085	1:04.596	36.003	262.4	51:59.028	31	2	4:44.184 B	3:03.002	1:05.643	35.539	199.2	1:39:15.885		
16	1	2:20.823	39.919	1:04.647	36.257	262.4	54:19.851	32	2	2:21.813	39.820	1:04.506	37.487	249.7	1:41:37.698		
17	1	2:20.717	39.939	1:05.003	35.775	263.6	56:40.568	33	2	2:15.447	38.630	1:01.966	34.851	268.2	1:43:53.145		
18	1	2:22.112	39.778	1:06.067	36.267	263.6	59:02.680	34	2	2:13.221	38.537	1:00.496	34.188	266.9	1:46:06.366		
19	1	2:21.342	40.187	1:05.153	36.002	261.7	1:01:24.022	35	2	2:22.066	38.523	1:02.062	41.481	266.9	1:48:28.432		
20	1	19:51.300 B	...	1:14.718	42.183	132.5	1:21:15.322	36	2	2:17.607	38.653	1:02.010	36.944	267.6	1:50:46.039		
21	1	2:26.764	40.972	1:09.422	36.370	240.8	1:23:42.086	37	2	2:16.979	38.647	1:03.088	35.244	265.6	1:53:03.018		
22	1	2:20.153	39.741	1:04.933	35.479	262.4	1:26:02.239	38	2	2:13.654	38.661	1:00.535	34.458	266.2	1:55:16.672		
23	1	2:20.058	39.943	1:04.314	35.801	261.1	1:28:22.297										
24	1	2:19.698	40.048	1:03.983	35.667	261.7	1:30:41.995										
25	1	2:19.788	39.989	1:04.402	35.397	261.7	1:33:01.783										
26	1	2:19.998	39.465	1:04.564	35.969	263.6	1:35:21.781										
27	1	2:20.310	39.954	1:04.517	35.839	261.7	1:37:42.091										
28	2	3:51.650 B	2:09.970	1:05.675	36.005	246.3	1:41:33.741										
29	2	2:20.600	39.845	1:04.544	36.211	261.7	1:43:54.341										
30	2	2:19.566	39.831	1:04.217	35.518	261.7	1:46:13.907										
31	2	2:19.310	39.856	1:03.902	35.552	262.4	1:48:33.217										
32	2	2:19.125	39.631	1:03.994	35.500	263.0	1:50:52.342										
33	2	2:21.333	40.571	1:04.813	35.949	263.0	1:53:13.675										
34	2	2:20.444	39.665	1:05.240	35.539	262.4	1:55:34.119										

84		ANS Motorsport		Ligier JS P320 - Nissan			
		1. Julien LEMOINE		LMP3			
		2. Paul TROJANI					
1	2	6:34.544	4:46.399	1:11.868	36.277	206.8	6:34.544
2	2	2:19.555	40.022	1:03.383	36.150	259.9	8:54.099
3	2	2:18.408	39.606	1:03.016	35.786	264.9	11:12.507
4	2	2:24.834	39.236	1:02.310	43.288	264.9	13:37.341
5	2	11:08.092 B	9:27.722	1:04.639	35.731	247.4	24:45.433
6	2	2:16.221	39.425	1:01.811	34.985	263.0	27:01.654
7	2	2:18.037	39.105	1:03.331	35.601	265.6	29:19.691
8	2	2:20.322	39.408	1:02.946	37.968	266.2	31:40.013
9	2	2:15.777	39.132	1:01.734	34.911	264.9	33:55.790
10	2	2:16.696	39.009	1:01.947	35.740	264.9	36:12.486
11	2	2:31.922	38.972	1:15.006	37.944	268.9	38:44.408
12	1	5:10.727 B	3:16.772	1:16.444	37.511	79.0	43:55.135
13	1	2:20.219	39.806	1:04.924	35.489	259.9	46:15.354
14	1	2:17.410	39.255	1:02.981	35.174	266.9	48:32.764
15	1	2:15.149	38.760	1:01.827	34.562	267.6	50:47.913
16	1	2:14.760	38.506	1:01.695	34.559	269.6	53:02.673

85		R-ace GP		Duqueine M30 - D08 - Nissan			
		1. Fabien MICHAL		LMP3			
		2. Hadrien DAVID					
1	2	5:28.247	3:40.442	1:10.279	37.526	209.2	5:28.247
2	2	2:18.406	40.180	1:03.283	34.943	262.4	7:46.653
3	2	2:11.978	38.135	1:00.115	33.728	271.6	9:58.631
4	2	2:13.396	37.868	1:00.122	35.406	275.7	12:12.027
5	2	3:54.874	38.023	1:50.837	1:26.014	275.0	16:06.901
6	2	10:39.200 B	8:57.521	1:04.884	36.795	237.6	26:46.101
7	2	2:11.441	37.948	59.804	33.689	273.6	28:57.542
8	2	2:11.393	37.862	59.838	33.693	276.4	31:08.935
9	2	13:40.549 B	...	1:10.943	38.358	234.0	44:49.484
10	2	2:11.739	38.084	59.774	33.881	271.6	47:01.223
11	2	2:10.913	37.983	59.170	33.760	274.3	49:12.136
12	2	2:32.908	44.264	1:12.606	36.038	241.9	51:45.044
13	2	2:14.083	38.114	59.685	36.284	272.9	53:59.127
14	1	9:12.426 B	7:32.214	1:04.852	35.360	248.5	1:03:11.553
15	1	2:23.650	41.004	1:04.846	37.800	260.5	1:05:35.203
16	1	2:18.086	39.422	1:02.696	35.968	268.2	1:07:53.289
17	1	2:17.929	39.159	1:02.534	36.236	268.9	1:10:11.218
18	1	2:47.112	39.069	1:01.742	1:06.301	266.2	1:12:58.330
19	1	5:17.609	1:42.625	2:07.764	1:27.220	79.1	1:18:15.939
20	1	2:29.791	49.986	1:04.858	34.947	243.5	1:20:45.730
21	1	2:16.878	39.075	1:02.794	35.009	268.2	1:23:02.608
22	1	2:14.823	38.734	1:01.462	34.627	270.9	1:25:17.431
23	1	2:21.865	40.179	1:06.618	35.068	268.9	1:27:39.296
24	1	8:35.211 B	6:47.860	1:09.565	37.786	215.9	1:36:14.507
25	1	2:17.041	39.331	1:02.776	34.934	263.6	1:38:31.548
26	1	2:13.281	38.543	1:00.648	34.090	269.6	1:40:44.829
27	1	2:13.131	38.222	1:00.451	34.458	270.9	1:42:57.960
28	1	2:13.519	38.608	1:00.458	34.453	268.2	1:45:11.479

LE MANS CUP



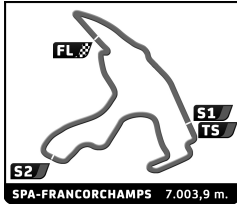
MLMC Collective Test Day
Spa-Francorchamps Round
Afternoon Test

Sector Analysis

Lap under Red Flag											Invalidated Lap	Personal Best	Session Best	B Crossing the pit lane	
Lap	D	Time	Sector 1	Sector 2	Sector 3	T. Spd	Elapsed	Lap	D	Time	Sector 1	Sector 2	Sector 3	T. Spd	Elapsed
29	1	2:20.996	38.842	1:07.193	34.961	266.9	1:47:32.475	11	1	2:27.381	42.382	1:08.318	36.681	258.0	40:16.073
30	1	2:22.122	38.338	1:01.005	42.779	270.9	1:49:54.597	12	1	6:17.854 B	4:18.410	1:18.841	40.603	227.6	46:33.927
87 COOL Racing Ligier JS P320 - Nissan 1. James SWEETNAM LMP3 2. Adrien CLOSMENIL															
1	1	5:59.342	4:04.709	1:13.942	40.691	200.7	5:59.342	13	1	2:32.216	41.976	1:11.626	38.614	256.8	49:06.143
2	1	2:23.445	40.520	1:04.976	37.949	258.6	8:22.787	14	1	2:25.218	40.866	1:06.035	38.317	257.4	51:31.361
3	1	2:23.144	39.879	1:06.728	36.537	226.2	10:45.931	15	1	2:22.400	41.320	1:04.889	36.191	258.0	53:53.761
4	1	2:22.020	40.063	1:04.531	37.426	261.1	13:07.951	16	1	2:22.893	40.064	1:06.194	36.635	261.1	56:16.654
5	1	11:33.638 B	9:48.899	1:05.675	39.064	241.9	24:41.589	17	1	2:29.912	41.477	1:06.364	42.071	259.9	58:46.566
6	1	2:19.022	39.373	1:03.689	35.960	263.0	27:00.611	18	1	2:20.937	39.956	1:04.768	36.213	261.7	1:01:07.503
7	1	2:18.829	39.251	1:03.840	35.738	264.9	29:19.440	19	1	2:20.696	40.476	1:04.346	35.874	261.7	1:03:28.199
8	1	2:17.880	39.136	1:03.166	35.578	265.6	31:37.320	20	1	2:20.776	40.183	1:04.255	36.338	261.7	1:05:48.975
9	1	2:17.342	38.890	1:02.990	35.462	266.2	33:54.662	21	1	2:20.017	40.075	1:04.252	35.690	259.9	1:08:08.992
10	1	2:17.563	38.990	1:02.671	35.902	266.2	36:12.225	22	2	13:34.090 B	...	1:04.319	35.942	192.1	1:21:43.082
11	1	2:25.127	38.951	1:06.412	39.764	266.9	38:37.352	23	2	2:17.339	39.504	1:02.738	35.097	261.1	1:24:00.421
12	2	10:20.716 B	8:32.573	1:11.525	36.618	193.8	48:58.068	24	2	2:26.241	39.295	1:08.919	38.027	263.6	1:26:26.662
13	2	2:15.766	38.631	1:01.937	35.198	268.9	51:13.834	25	2	2:18.833	39.265	1:03.231	36.337	263.0	1:28:45.495
14	2	2:14.356	38.546	1:01.384	34.426	270.2	53:28.190	26	2	5:14.242 B	3:33.329	1:03.350	37.563	247.4	1:33:59.737
15	2	2:13.540	38.478	1:00.894	34.168	270.9	55:41.730	27	2	2:20.940	39.165	1:04.230	37.545	264.3	1:36:20.677
16	2	2:13.072	38.121	1:00.653	34.298	271.6	57:54.802	28	2	2:17.214	39.142	1:02.653	35.419	263.6	1:38:37.891
17	2	2:12.937	38.192	1:00.456	34.289	270.9	1:00:07.739	29	1	4:58.775 B	3:06.352	1:10.177	42.246	236.6	1:43:36.666
18	2	2:13.169	38.017	1:00.845	34.307	272.9	1:02:20.908	30	1	2:24.522	41.145	1:06.993	36.384	259.2	1:46:01.188
19	2	2:12.730	38.155	1:00.493	34.082	270.9	1:04:33.638	31	1	2:21.681	40.469	1:05.041	36.171	259.2	1:48:22.869
20	2	2:15.769	38.036	1:00.804	36.929	271.6	1:06:49.407	32	1	2:24.284	40.280	1:05.821	38.183	261.1	1:50:47.153
21	2	2:14.164	38.121	1:00.587	35.456	271.6	1:09:03.571	33	1	2:22.969	40.466	1:05.295	37.208	259.9	1:53:10.122
22	1	10:45.569 B	8:32.736	1:35.770	37.063	78.2	1:19:49.140	34	1	2:26.561	40.474	1:05.502	40.585	259.2	1:55:36.683
23	1	2:20.706	39.918	1:04.012	36.776	260.5	1:22:09.846	91 Blackthorn Aston Martin Vantage GT3 EVO 1. Claude BOVET GT3 2. Darren TURNER							
24	1	2:20.104	39.797	1:04.153	36.154	261.1	1:24:29.950	1	1	6:52.808	4:46.483	1:23.363	42.962	138.4	6:52.808
25	1	2:20.816	39.525	1:04.547	36.744	266.2	1:26:50.766	2	1	2:31.847	44.118	1:09.189	38.540	250.3	9:24.655
26	1	2:19.548	40.577	1:03.535	35.436	260.5	1:29:10.314	3	1	2:26.392	41.114	1:07.592	37.686	257.4	11:51.047
27	1	2:17.669	39.165	1:03.108	35.396	263.6	1:31:27.983	4	1	2:34.730	41.247	1:37.027	1:16.456	258.0	15:25.777
28	1	2:16.950	39.104	1:02.628	35.218	265.6	1:33:44.933	5	1	10:24.081 B	8:19.348	1:21.234	43.499	163.2	25:49.858
29	1	2:17.612	39.390	1:03.088	35.134	264.9	1:36:02.545	6	1	2:34.201	45.248	1:10.590	38.363	248.5	28:24.059
30	2	8:10.291 B	6:32.117	1:03.806	34.368	233.0	1:44:12.836	7	1	2:24.354	40.725	1:06.633	36.996	256.8	30:48.413
31	2	2:13.830	38.603	1:00.913	34.314	268.2	1:46:26.666	8	1	2:22.668	40.513	1:05.424	36.731	260.5	33:11.081
32	2	2:18.398	38.192	1:00.509	39.697	269.6	1:48:45.064	9	1	2:25.527	40.379	1:07.774	37.374	260.5	35:36.608
33	2	2:14.169	38.174	1:00.901	35.094	268.9	1:50:59.233	10	1	2:23.690	40.516	1:06.145	37.029	261.1	38:00.298
34	2	2:15.287	38.460	1:02.375	34.452	270.2	1:53:14.520	11	1	2:33.461	42.780	1:10.668	40.013	254.4	40:33.759
35	2	2:13.877	38.734	1:01.038	34.105	266.9	1:55:28.397	12	1	3:28.879	1:41.582	1:08.775	38.522	79.8	44:02.638
88 AF Corse Ferrari 296 GT3 1. Custodio TOLEDO GT3 2. Riccardo AGOSTINI															
1	1	7:14.666	5:14.000	1:17.901	42.765	224.3	7:14.666	13	1	2:23.847	40.981	1:06.184	36.682	259.9	48:50.598
2	1	2:30.907	43.762	1:09.005	38.140	248.0	9:45.573	14	1	2:22.964	40.231	1:05.803	36.930	261.7	51:13.562
3	1	2:27.997	41.715	1:07.202	39.080	256.2	12:13.570	15	1	2:23.662	40.945	1:05.974	36.743	259.9	53:37.224
4	1	4:00.878	41.728	1:50.249	1:28.901	256.2	16:14.448	16	1	2:26.100	40.411	1:08.795	36.894	261.7	56:03.324
5	1	4:30.803 B	7:41.733	1:10.715	38.355	240.3	25:45.251	17	1	2:26.100	40.411	1:08.795	36.894	261.7	56:03.324
6	1	2:27.375	41.723	1:07.592	38.060	255.6	28:12.626	18	2	10:22.782 B	8:36.634	1:08.275	37.873	204.5	1:06:26.106
7	1	2:24.033	41.205	1:05.712	37.116	258.6	30:36.659	19	2	2:21.246	40.112	1:04.452	36.682	262.4	1:08:47.352
8	1	2:24.543	42.120	1:05.709	36.714	258.0	33:01.202	20	2	2:20.861	40.214	1:04.712	35.935	263.0	1:11:08.213
9	1	2:23.812	41.150	1:05.754	36.908	258.6	35:25.014	21	2	4:01.700	39.548	1:57.226	1:24.926	263.6	1:15:09.913
10	1	2:23.678	41.182	1:05.370	37.126	257.4	37:48.692	22	2	4:16.752	1:41.298	1:56.994	38.460	79.9	1:19:26.665
21/08/2024 Page 12 / 14															



LE MANS CUP



MLMC Collective Test Day
Spa-Francorchamps Round
Afternoon Test

Sector Analysis

Lap under Red Flag Invalidated Lap Personal Best Session Best Crossing the pit lane


Lap	D	Time	Sector 1	Sector 2	Sector 3	T. Spd	Elapsed	Lap	D	Time	Sector 1	Sector 2	Sector 3	T. Spd	Elapsed
27	1	2:24.304	40.909	1:06.331	37.064	257.4	1:34:27.359	4	1	2:17.479	39.181	1:03.005	35.293	266.9	12:54.528
28	1	2:23.440	40.617	1:05.750	37.073	259.2	1:36:50.799	5	1	5:00.125	1:27.559	2:07.005	1:25.561	79.7	17:54.653
29	1	2:23.121	40.357	1:06.185	36.579	260.5	1:39:13.920	6	1	8:54.533 B	7:06.061	1:10.168	38.304	225.8	26:49.186
30	1	2:26.304	40.185	1:05.547	40.572	262.4	1:41:40.224	7	1	2:21.098	40.015	1:04.523	36.560	259.9	29:10.284
31	2	4:06.506 B	2:25.691	1:05.226	35.589	249.1	1:45:46.730	8	1	2:17.346	39.426	1:02.767	35.153	263.6	31:27.630
32	2	2:18.398	39.529	1:03.607	35.262	263.6	1:48:05.128	9	1	2:16.838	39.058	1:01.935	35.845	263.6	33:44.468
33	2	2:17.866	39.432	1:03.292	35.142	264.3	1:50:22.994	10	1	2:17.523	38.546	1:03.984	34.993	269.6	36:01.991
34	2	2:18.305	39.382	1:03.742	35.181	263.0	1:52:41.299	11	1	2:16.159	38.614	1:02.314	35.231	269.6	38:18.150
35	2	2:17.607	39.372	1:03.257	34.978	263.6	1:54:58.906	12	1	2:16.558	38.524	1:01.639	36.395	269.6	40:34.708
36	2	2:24.866	39.538	1:05.314	40.014	263.0	1:57:23.772	13	2	7:09.597 B	5:32.394	1:02.416	34.787	248.0	47:44.305

92		Herberth Motorsport		Porsche 911 GT3 R (992)			
		1.Scott NOBLE		GT3			
		2.Jason HART					
1	1	6:50.302	4:45.635	1:22.210	42.457	191.1	6:50.302
2	1	2:29.563	44.185	1:08.288	37.090	252.6	9:19.865
3	1	2:24.660	41.365	1:06.396	36.899	256.8	11:44.525
4	1	3:13.910	40.911	1:19.754	1:13.245	258.0	14:58.435
5	1	10:06.798 B	8:13.341	1:14.005	39.452	206.0	25:05.233
6	1	2:32.875	41.954	1:12.936	38.085	253.8	27:38.108
7	1	2:25.163	41.044	1:07.311	36.808	258.0	30:03.271
8	1	2:26.309	40.913	1:08.748	36.648	249.1	32:29.580
9	1	2:24.175	40.468	1:05.946	37.761	259.2	34:53.755
10	1	2:25.834	40.503	1:06.749	38.582	259.9	37:19.589
11	1	5:09.172 B	2:18.436	1:28.146	1:22.590	246.3	42:28.761
12	1	2:21.869	40.504	1:05.113	36.252	258.6	44:50.630
13	1	2:23.700	39.992	1:04.457	39.251	260.5	47:14.330
14	1	2:20.337	40.178	1:04.473	35.686	262.4	49:34.667
15	1	2:20.237	39.561	1:04.638	36.038	263.0	51:54.904
16	1	16:44.541 B	...	1:22.192	46.001	184.0	1:08:39.445
17	1	2:37.825	48.707	1:10.890	38.228	159.4	1:11:17.270
18	1	4:13.875	41.007	2:06.281	1:26.587	250.8	1:15:31.145
19	1	4:05.866	1:41.955	1:46.474	37.437	79.7	1:19:37.011
20	1	2:26.522	41.170	1:06.150	39.202	256.8	1:22:03.533
21	1	2:23.346	41.007	1:05.794	36.545	257.4	1:24:26.879
22	1	2:29.391	41.212	1:10.450	37.729	255.0	1:26:56.270
23	1	2:23.135	40.933	1:05.507	36.695	257.4	1:29:19.405
24	1	2:22.695	40.939	1:05.110	36.646	257.4	1:31:42.100
25	1	2:22.226	40.748	1:05.039	36.439	259.2	1:34:04.326
26	1	2:23.619	40.751	1:06.293	36.575	257.4	1:36:27.945
27	1	2:21.516	40.634	1:04.634	36.248	258.6	1:38:49.461
28	1	2:23.043	40.999	1:05.643	36.401	256.8	1:41:12.504
29	1	2:30.488	40.814	1:08.271	41.403	258.0	1:43:42.992
30	2	3:55.086 B	2:14.052	1:05.219	35.815	244.6	1:47:38.078
31	2	2:20.289	40.327	1:04.232	35.730	259.2	1:49:58.367
32	2	2:19.388	39.967	1:03.805	35.616	259.2	1:52:17.755
33	2	2:19.231	39.662	1:03.728	35.841	261.1	1:54:36.986
34	2	2:21.068	39.634	1:04.577	36.857	261.7	1:56:58.054

97		COOL Racing		Ligier JS P320 - Nissan			
		1.Adrien CHILA		LMP3			
		2.David DROUX					
1	1	5:55.184	4:05.601	1:11.078	38.505	208.0	5:55.184
2	1	2:22.571	40.109	1:04.346	38.116	259.9	8:17.755
3	1	2:19.294	39.562	1:03.424	36.308	264.9	10:37.049

99		More Motorsport		Ligier JS P320 - Nissan			
		1.Mark VAN DER SNEEL		LMP3			
		2.Max VAN DER SNEEL JR.					
1	2	5:29.100	3:42.452	1:09.131	37.517	224.3	5:29.100
2	2	2:19.275	40.949	1:03.513	34.813	256.8	7:48.375
3	2	2:17.178	38.904	1:03.398	34.876	265.6	10:05.553
4	2	2:16.585	39.587	1:02.059	34.939	260.5	12:22.138
5	2	3:54.897	38.741	1:50.439	1:25.717	243.5	16:17.035
6	1	8:50.626 B	7:04.704	1:08.775	37.147	214.6	25:07.661
7	1	2:22.357	40.133	1:06.255	35.969	261.1	27:30.018
8	1	2:20.582	39.203	1:06.112	35.267	265.6	29:50.600
9	1	2:18.728	39.454	1:03.600	35.674	264.3	32:09.328
10	1	2:18.433	39.444	1:03.908	35.081	264.3	34:27.761
11	1	2:19.359	39.127	1:04.158	36.074	267.6	36:47.120
12	1	2:18.952	39.081	1:04.594	35.277	267.6	39:06.072
13	1	3:24.616	39.201	1:22.751	1:22.664	263.0	42:30.688
14	1	2:21.854	39.812	1:06.586	35.456	264.3	44:52.542
15	1	2:19.551	39.432	1:03.694	36.425	266.9	47:12.093
16	1	2:17.859	38.972	1:03.544	35.343	264.9	49:29.952
17	1	2:17.068	38.817	1:02.955	35.296	266.2	51:47.020

LE MANS CUP



MLMC Collective Test Day
Spa-Francorchamps Round
Afternoon Test

Sector Analysis

		Lap under Red Flag		Invalidated Lap		Personal Best		Session Best		B Crossing the pit lane					
Lap	D	Time	Sector 1	Sector 2	Sector 3	T. Spd	Elapsed	Lap	D	Time	Sector 1	Sector 2	Sector 3	T. Spd	Elapsed
18	1	2:17.401	38.939	1:03.122	35.340	267.6	54:04.421								
19	1	2:19.514	38.996	1:03.869	36.649	268.9	56:23.935								
20	1	2:19.043	39.337	1:03.557	36.149	269.6	58:42.978								
21	1	2:22.980	39.281	1:06.462	37.237	267.6	1:01:05.958								
22	1	6:52.269 B	4:52.664	1:17.777	41.828	185.9	1:07:58.227								
23	1	2:31.705	46.038	1:09.206	36.461	159.1	1:10:29.932								
24	1	3:27.493	40.077	1:21.171	1:26.245	259.9	1:13:57.425								
25	1	4:58.560	1:43.217	2:09.526	1:05.817	79.2	1:18:55.985								
26	1	2:20.911	40.475	1:04.378	36.058	255.0	1:21:16.896								
27	1	2:18.558	39.736	1:03.357	35.465	261.7	1:23:35.454								
28	1	2:16.628	39.038	1:02.641	34.949	264.9	1:25:52.082								
29	1	2:18.899	39.323	1:03.604	35.972	264.3	1:28:10.981								
30	2	7:13.837 B	5:36.593	1:02.099	35.145	248.0	1:35:24.818								
31	2	2:16.323	38.811	1:01.333	36.179	264.9	1:37:41.141								
32	2	2:14.588	39.168	1:00.863	34.557	262.4	1:39:55.729								
33	2	2:13.720	38.806	1:00.438	34.476	259.2	1:42:09.449								
34	2	2:15.440	38.678	1:01.974	34.788	264.9	1:44:24.889								
35	2	2:17.076	38.647	1:01.282	37.147	265.6	1:46:41.965								
36	2	3:56.383 B	2:20.858	1:00.748	34.777	250.3	1:50:38.348								
37	2	2:21.219	44.173	1:02.100	35.046	255.0	1:52:59.667								
38	2	2:13.348	38.667	1:00.245	34.436	264.3	1:55:13.015								