


LE MANS CUP

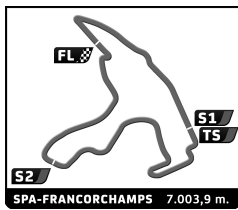
Michelin Le Mans Cup Spa-Francorchamps Round Free Practice 1



Sector Analysis

Lap under Red Flag											Invalidated Lap	Personal Best	Session Best	B Crossing the pit lane		
Lap	D	Time	Sector 1	Sector 2	Sector 3	T. Spd	Elapsed	Lap	D	Time	Sector 1	Sector 2	Sector 3	T. Spd	Elapsed	
2		CD Sport					Ligier JS P320 - Nissan					LMP3				
		1. Shahan SARKISSIAN														
		2. Willyam GOSSELIN														
1	2	2:45.450	51.491	1:16.263	37.696	171.7	2:45.450	4	1	3:26.581	1:42.569	1:08.379	35.633	80.0	12:39.168	
2	2	2:22.531	41.131	1:03.988	37.412	253.8	5:07.981	5	1	2:16.492	39.083	1:02.652	34.757	261.7	14:55.660	
3	2	2:17.195	39.669	1:02.325	35.201	260.5	7:25.176	6	1	2:16.061	39.198	1:02.485	34.378	264.9	17:11.721	
4	2	5:03.580 B	3:12.828	1:15.734	35.018	80.0	12:28.756	7	1	3:37.150	39.018	1:33.350	1:24.782	262.4	20:48.871	
5	2	48:44.559 B	...	1:17.523	37.183	79.7	1:01:13.315	8	2	4:41.333 B	3:03.595	1:01.957	35.781	234.0	25:30.204	
6		ANS Motorsport					Ligier JS P320 - Nissan					LMP3				
		1. Eric DE DONCKER														
		2. Nicolas SCHATZ														
1	2	3:19.984	1:23.249	1:13.612	43.123	183.7	3:19.984	9	2	2:15.231	39.191	1:00.948	35.092	261.1	27:45.435	
2	2	2:19.586	40.900	1:03.891	34.795	250.8	5:39.570	10	2	2:14.017	38.899	1:00.689	34.429	264.3	29:59.452	
3	2	3:07.592	39.403	1:01.302	1:26.887	258.6	8:47.162	11	2	2:12.982	38.808	1:00.097	34.077	262.4	32:12.434	
4	2	3:41.083	1:47.662	1:17.794	35.627	79.5	12:28.245	12	2	2:13.803	38.716	1:00.776	34.311	264.9	34:26.237	
5	2	2:14.283	39.126	1:00.709	34.448	262.4	14:42.528	13	2	2:14.857	38.725	1:01.617	34.515	264.9	36:41.094	
6	2	2:22.944	39.107	1:00.133	43.704	261.1	17:05.472	14	2	2:14.139	38.753	1:00.604	34.782	264.3	38:55.233	
7	2	6:28.058 B	4:47.496	1:01.508	39.054	245.7	23:33.530	15	2	11:29.252 B	9:47.327	1:04.537	37.388	238.2	50:24.485	
8	2	2:16.550	38.773	1:01.010	36.767	263.6	25:50.080	16	2	2:13.726	38.849	1:00.637	34.240	264.3	52:38.211	
9	2	2:25.208	50.081	1:00.604	34.523	259.2	28:15.288	17	1	6:43.471 B	3:07.602	2:09.321	1:26.548	80.1	59:21.682	
10	1	4:56.939 B	3:13.580	1:06.809	36.550	230.1	33:12.227	18	1	2:32.990	47.515	1:07.142	38.333	257.4	1:01:54.672	
11	1	2:25.288	40.763	1:08.127	36.398	256.8	35:37.515									
12	1	2:19.968	40.335	1:03.569	36.064	259.2	37:57.483									
13	1	3:38.481	39.712	1:36.003	1:22.766	261.1	41:35.964									
14	1	8:50.938 B	7:08.340	1:05.392	37.206	240.3	50:26.902									
15	1	2:19.722	40.335	1:03.680	35.707	258.0	52:46.624									
16	1	4:30.233	56.685	2:07.944	1:25.604	79.3	57:16.857									
17	1	3:40.960	1:42.026	1:22.498	36.436	79.2	1:00:57.817									
11		CD Sport					Ligier JS P320 - Nissan					LMP3				
		1. Christian SHORT														
		2. Franck CHAPPARD														
1	2	2:52.854	53.461	1:17.293	42.100	167.5	2:52.854	1	2	2:52.854	53.461	1:17.293	42.100	167.5	2:52.854	
2	2	2:27.608	42.939	1:04.573	40.096	247.4	5:20.462	2	2	2:27.608	42.939	1:04.573	40.096	247.4	5:20.462	
3	2	2:25.870	40.115	1:02.034	43.721	256.2	7:46.332	3	2	2:25.870	40.115	1:02.034	43.721	256.2	7:46.332	
4	2	4:12.014	1:47.760	1:49.422	34.832	78.8	11:58.346	4	2	4:12.014	1:47.760	1:49.422	34.832	78.8	11:58.346	
5	2	2:14.706	39.159	1:00.765	34.782	258.6	14:13.052	5	2	2:14.706	39.159	1:00.765	34.782	258.6	14:13.052	
6	2	2:14.427	39.066	1:00.809	34.552	260.5	16:27.479	6	2	2:14.427	39.066	1:00.809	34.552	260.5	16:27.479	
7	2	2:18.182	39.003	1:01.218	37.961	259.9	18:45.661	7	2	2:18.182	39.003	1:01.218	37.961	259.9	18:45.661	
8	1	4:49.961 B	3:08.116	1:05.737	36.108	222.0	23:35.622	8	1	4:49.961 B	3:08.116	1:05.737	36.108	222.0	23:35.622	
9	1	2:17.657	39.492	1:03.061	35.104	260.5	25:53.279	9	1	2:17.657	39.492	1:03.061	35.104	260.5	25:53.279	
10	1	2:17.216	39.569	1:02.514	35.133	258.0	28:10.495	10	1	2:17.216	39.569	1:02.514	35.133	258.0	28:10.495	
11	1	2:19.630	39.497	1:03.473	36.660	261.1	30:30.125	11	1	2:19.630	39.497	1:03.473	36.660	261.1	30:30.125	
12	1	2:16.743	39.550	1:01.846	35.347	256.2	32:46.868	12	1	2:16.743	39.550	1:01.846	35.347	256.2	32:46.868	
13	1	3:28.447	39.417	2:00.367	48.663	261.7	36:15.315	13	1	3:28.447	39.417	2:00.367	48.663	261.7	36:15.315	
12		Kessel Racing					Ferrari 296 GT3					GT3				
		1. Frederic JOUSSET														
		2. David Cleto FUMANELLI														
1	1	3:47.094	1:36.556	1:24.487	46.051	155.9	3:47.094	1	1	3:47.094	1:36.556	1:24.487	46.051	155.9	3:47.094	
2	1	2:36.963	48.009	1:11.109	37.845	173.1	6:24.057	2	1	2:36.963	48.009	1:11.109	37.845	173.1	6:24.057	
3	1	4:00.103	42.362	1:50.780	1:26.961	186.8	10:24.160	3	1	4:00.103	42.362	1:50.780	1:26.961	186.8	10:24.160	
4	1	2:48.049	1:04.436	1:06.945	36.668	244.1	13:12.209	4	1	2:48.049	1:04.436	1:06.945	36.668	244.1	13:12.209	
5	1	2:25.358	42.604	1:06.175	36.579	248.0	15:37.567	5	1	2:25.358	42.604	1:06.175	36.579	248.0	15:37.567	
6	1	6:18.265	41.670	4:57.301	39.294	251.4	21:55.832	6	1	6:18.265	41.670	4:57.301	39.294	251.4	21:55.832	
7	1	4:28.947 B	2:43.392	1:08.378	37.177	229.1	26:24.779	7	1	4:28.947 B	2:43.392	1:08.378	37.177	229.1	26:24.779	
8	1	2:28.442	42.413	1:09.051	36.978	246.3	28:53.221	8	1	2:28.442	42.413	1:09.051	36.978	246.3	28:53.221	
9	1	2:25.296	41.449	1:07.245	36.602	251.4	31:18.517	9	1	2:25.296	41.449	1:07.245	36.602	251.4	31:18.517	
10	1	2:25.254	41.143	1:06.495	37.616	252.6	33:43.771	10	1	2:25.254	41.143	1:06.495	37.616	252.6	33:43.771	
11	1	2:36.342	41.290	1:10.484	44.568	251.4	36:20.113	11	1	2:36.342	41.290	1:10.484	44.568	251.4	36:20.113	
12	1	2:28.337	41.723	1:07.186	39.430	252.0	38:48.452	12	1	2:28.337	41.723	1:07.186	39.430	252.0	38:48.452	
13	2	1:58.865 B	...	1:06.530	36.220	227.6	50:47.317	13	2	1:58.865 B	...	1:06.530	36.220	227.6	50:47.317	
14	2	9:27.447 B	6:45.191	2:05.429	36.827	79.7	1:00:14.764	14	2	9:27.447 B	6:45.191	2:05.429	36.827	79.7	1:00:14.764	
10		Racing Spirit of Leman					Ligier JS P320 - Nissan					LMP3				
		1. Christophe LAPIERRE														
		2. Marius FOSSARD														
1	1	3:37.729	1:36.451	1:21.408	39.870	122.6	3:37.729									
2	1	2:19.312	40.261	1:04.247	34.804	258.0	5:57.041									
3	1	3:15.546	39.000	1:10.356	1:26.190	263.6	9:12.587									
13		MRacing					Ligier JS P320 - Nissan					LMP3				
		1. Romano RICCI														
		2. Alexandre COUGNAUD														
1	2	2:53.652	47.994	1:27.709	37.949	191.8	2:53.652	1	2	2:53.652	47.994	1:27.709	37.949	191.8	2:53.652	
2	2	2:22.025	41.570	1:03.670	36.785	255.6	5:15.677	2	2	2:22.025	41.570	1:03.670	36.785	255.6	5:15.677	

LE MANS CUP



Michelin Le Mans Cup Spa-Francorchamps Round

Free Practice 1

Sector Analysis

Lap under Red Flag Invalidated Lap Personal Best Session Best B Crossing the pit lane

Lap	D	Time	Sector 1	Sector 2	Sector 3	T. Spd	Elapsed	Lap	D	Time	Sector 1	Sector 2	Sector 3	T. Spd	Elapsed
3	2	2:22.550	38.933	1:02.006	41.611	259.2	7:38.227	10	1	2:27.304	41.546	1:08.133	37.625	253.8	32:27.406
4	2	4:17.733	1:40.114	1:57.635	39.984	81.8	11:55.960	11	1	2:24.844	41.370	1:06.613	36.861	255.0	34:52.250
5	2	2:15.601	39.421	1:00.431	35.749	262.4	14:11.561	12	1	2:28.106	41.269	1:08.114	38.723	256.2	37:20.356
6	1	6:33.416 B	3:25.672	1:42.106	1:25.638	196.3	20:44.977	13	1	3:23.016	41.702	1:12.984	1:28.330	256.8	40:43.372
7	1	2:34.336	51.049	1:05.853	37.434	228.1	23:19.313	14	1	10:16.478 B	8:30.047	1:08.984	37.447	241.9	50:59.850
8	1	2:19.544	39.762	1:04.779	35.003	260.5	25:38.857	15	1	2:31.602	41.257	1:07.444	42.901	255.0	53:31.452
9	1	2:16.840	39.551	1:02.357	34.932	262.4	27:55.697	16	1	5:24.457	1:42.790	2:12.199	1:29.468	79.9	58:55.909
10	1	2:32.253	52.188	1:04.729	35.336	228.1	30:27.950	17	1	2:55.085	1:05.456	1:11.114	38.515	240.8	1:01:50.994
11	1	2:17.241	39.327	1:02.750	35.164	262.4	32:45.191								
12	1	2:16.040	39.166	1:01.962	34.912	264.3	35:01.231								
13	1	2:23.027	39.238	1:04.439	39.350	264.3	37:24.258								
14	2	12:55.381 B	...	1:02.853	36.890	240.8	50:19.639								
15	2	2:13.884	38.813	1:00.862	34.209	263.6	52:33.523								
16	2	4:07.578	38.605	2:05.025	1:23.948	266.9	56:41.101								
17	1	4:36.910 B	2:56.247	1:05.295	35.368	143.9	1:01:18.011								

18	High Class Racing		Porsche 911 GT3 R (992)																
	1. Nicholas JONES		GT3																
	2. Nico MENZEL																		
1	2	3:45.289	1:25.125	1:29.688	50.476	161.0	3:45.289												

20	High Class Racing		Ligier JS P320 - Nissan												
	1. Jens Reno MOLLER		LMP3												
	2. Tommy FOSTER														

1	1	3:02.525	1:09.585	1:14.967	37.973	169.3	3:02.525												
2	1	2:21.921	40.926	1:05.064	35.931	253.8	5:24.446												
3	1	2:29.250	39.948	1:02.778	46.524	257.4	7:53.696												
4	1	4:07.639	1:42.024	1:49.440	36.175	78.9	12:01.335												
5	1	2:16.405	39.505	1:01.926	34.974	259.9	14:17.740												
6	1	2:15.455	39.452	1:01.246	34.757	259.2	16:33.195												
7	1	2:31.972	39.268	1:01.442	51.262	259.9	19:05.167												
8	2	5:09.876 B	3:26.129	1:03.055	40.692	245.7	24:15.043												
9	2	2:14.116	39.052	1:00.051	35.013	259.9	26:29.159												
10	2	2:15.352	39.352	1:01.629	34.371	262.4	28:44.511												
11	2	2:12.704	38.903	59.569	34.232	261.7	30:57.215												
12	2	2:14.058	38.821	59.865	35.372	262.4	33:11.273												
13	2	2:12.897	38.905	59.496	34.496	261.1	35:24.170												
14	2	2:24.280	38.731	1:03.531	42.018	262.4	37:48.450												
15	2	3:28.044	38.855	1:23.915	1:25.274	262.4	41:16.494												
16	1	10:20.936 B	8:42.376	1:03.462	35.098	239.2	51:37.430												
17	1	3:09.357	39.234	1:03.812	1:26.311	258.6	54:46.787												
18	1	5:08.669	1:42.310	2:07.860	1:18.499	79.2	59:55.456												
19	1	2:16.124	39.616	1:01.733	34.775	255.6	1:02:11.580												

23	Biogas Motorsport		Ferrari 296 GT3												
	1. Josep MAYOLA COMADIR		GT3												
	2. Marc CAROL YBARRA														

1	2	3:48.414	1:46.700	1:19.780	41.934	178.8	3:48.414												
2	2	2:28.811	44.138	1:08.254	36.419	253.2	6:17.225												
3	2	3:48.946	40.214	1:40.187	1:28.545	258.0	10:06.171												
4	2	3:01.025	1:15.008	1:08.823	37.194	240.3	13:07.196												
5	2	2:18.748	40.132	1:03.363	35.253	259.2	15:25.944												
6	2	2:18.678	39.864	1:03.152	35.662	261.7	17:44.622												
7	2	3:44.144	39.711	2:03.270	1:01.163	261.7	21:28.766												
8	1	6:02.208 B	4:12.611	1:11.013	38.584	219.4	27:30.974												
9	1	2:29.128	43.422	1:07.779	37.927	252.6	30:00.102												

24	Steller Motorsport		Audi R8 LMS GT3												
	1. Andrew BENTLEY														
	2. James WALKER														

1	2	3:09.322	1:09.103	1:20.538	39.681	165.7	3:09.322												
2	2	2:31.942	42.964	1:09.656	39.322	239.2	5:41.264												
3	2	3:16.823	41.176	1:08.926	1:26.721	245.7	8:58.087												
4	2	3:43.641	1:42.755	1:20.990	39.896	79.3	12:41.728												
5	2	2:20.021	40.492	1:03.743	35.786	256.2	15:01.749												
6	2	2:22.728	40.450	1:03.813	38.465	259.2	17:24.477												
7	2	3:52.280	40.060	1:51.393	1:20.827	258.0	21:16.757												
8	2	2:22.802	40.480	1:06.167	36.155	255.6	23:39.559												
9	1	5:20.857 B	3:35.474	1:08.512	36.871	239.7	29:00.416												
10	1	2:22.192	40.640	1:05.717	35.835	255.0	31:22.608												
11	1	2:28.366	40.559	1:04.441	43.366	256.2	33:50.974												
12	1	2:23.720	40.504	1:05.421	37.795	255.6	36:14.694												
13	1	2:20.986	40.469	1:04.254	36.263	254.4	38:35.680												
14	1	3:30.278	1:00.256	1:36.110	53.912	79.5	42:05.958												
15	2	8:37.556 B	6:53.381	1:07.802	36.373	212.1	50:43.514												
16	2	2:22.724	40.679	1:05.190	36.855	256.8	53:06.238												
17	2	5:08.567	1:33.368	2:09.275	1:25.924	79.5	58:14.805												
18	2	3:12.744	1:29.125	1:07.598	36.021	191.1	1:01:27.549												

26	Bretton Racing		Ligier JS P320 - Nissan												
	1. Jamie FALVEY		LMP3												
	2. Sacha LEHMANN														

1	2	5:48.198	3:58.871	1:11.643	37.684	206.0	5:48.198												
2	2	3:13.831	41.491	1:05.961	1:26.379	207.6	9:02.029												
3	2	3:33.054	1:42.807	1:13.487	36.760	78.9	12:35.083												
4	2	3:23.063 B	1:46.514	1:01.743	34.806	243.0	15:58.146												
5	2	2:15.054	39.362	1:01.105	34.587	258.0	18:13.200												
6	2	3:49.492	1:20.605	1:50.762	38.125	79.0	22:02.692												
7	2	2:13.993	39.108	1:00.453	34.432	259.9	24:16.685												
8	2	2:14.383	39.342	1:00.650	34.391	258.6	26:31.068												
9	2	2:14.871	39.196	1:01.189	34.486	260.5	28:45.939												
10	2	2:14.822	39.206	1:01.016	34.600	261.1	31:00.761												
11	2	2:16.152	39.095	1:01.084	35.973	260.5	33:16.913												
12	2	2:17.500	39.020	1:02.116	36.364	263.6	35:34.413												
13	2	2:17.853	39.087	1:01.754	37.012	259.9	37:52.266												
14	1	12:41.253 B	...	1:04.761	38.656	223.9	50:33.519												
15	1	2:18.180	39.517	1:02.186	36.477	258.0	52:51.699												
16	1	4:43.081	1:08.465	2:08.545	1:26.071	79.1	57:34.780												
17	1	3:33.460	1:42.186	1:13.211	38.063	79.0	1:01:08.240												

27	P4 Racing		Ligier JS P320 - Nissan												
	1. Andrew FERGUSON		LMP3												
	2. Louis HAMILTON-SMITH														


1	1	2:55.331	48.101	1:22.335	44.895	168.8	2:55.331												
---	---	----------	--------	----------	--------	-------	----------	--	--	--	--	--	--	--	--	--	--	--	--

LE MANS CUP

Michelin Le Mans Cup Spa-Francorchamps Round

Free Practice 1

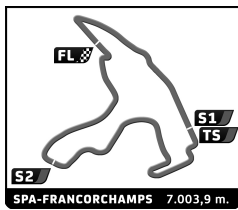
Sector Analysis



Lap under Red Flag											Invalidated Lap	Personal Best	Session Best	B Crossing the pit lane	
Lap	D	Time	Sector 1	Sector 2	Sector 3	T. Spd	Elapsed	Lap	D	Time	Sector 1	Sector 2	Sector 3	T. Spd	Elapsed
2	1	2:34.845	43.680	1:09.255	41.910	234.0	5:30.176	14	2	2:23.856	38.981	1:00.736	44.139	261.1	39:24.657
3	1	2:42.724	41.451	1:04.061	57.212	252.0	8:12.900	15	1	11:05.829 B	9:23.791	1:04.776	37.262	215.0	50:30.486
4	1	3:57.658	1:42.531	1:38.394	36.733	79.6	12:10.558	16	1	2:18.483	39.500	1:03.394	35.589	258.6	52:48.969
5	1	2:21.989	41.162	1:04.840	35.987	226.7	14:32.547	17	1	4:43.796	1:10.032	2:07.827	1:25.937	80.0	57:32.765
6	1	2:21.255	41.073	1:04.372	35.810	254.4	16:53.802	18	1	3:33.238	1:42.650	1:14.370	36.218	80.0	1:01:06.003
7	2	5:39.793 B	3:52.586	1:11.994	35.213	79.7	22:33.595	34 Inter Europol Competition Ligier JS P320 - Nissan							
8	2	2:16.588	39.573	1:02.285	34.730	258.6	24:50.183	1. Alexander BUKHANTSOV LMP3							
9	2	2:15.827	39.349	1:01.783	34.695	259.2	27:06.010	2. Rik KOEN							
10	2	2:15.806	39.322	1:01.510	34.974	259.9	29:21.816	1	1	2:50.999	55.548	1:16.413	39.038	171.2	2:50.999
11	2	2:20.778	42.326	1:03.703	34.749	225.8	31:42.594	2	1	2:22.391	41.787	1:04.996	35.608	252.6	5:13.390
12	2	2:18.499	38.978	1:04.796	34.725	263.6	34:01.093	3	1	2:17.339	39.734	1:02.717	34.888	258.0	7:30.729
13	2	2:17.874	39.123	1:01.735	37.016	261.7	36:18.967	4	1	4:16.512	1:39.492	2:00.907	36.113	80.1	11:47.241
14	2	2:22.141	39.147	1:03.566	39.428	261.7	38:41.108	5	1	2:16.686	39.367	1:02.288	35.031	264.3	14:03.927
15	2	3:28.857	1:05.831	1:34.058	48.968	79.8	42:09.965	6	1	2:15.697	39.258	1:01.699	34.740	262.4	16:19.624
16	1	8:46.115 B	7:00.404	1:06.658	39.053	237.6	50:56.080	7	1	2:21.246	39.060	1:03.793	38.393	261.7	18:40.870
17	1	9:06.342	40.315	7:19.969	1:06.058	256.2	1:00:02.422	8	1	3:38.354	1:40.709	1:22.441	35.204	80.5	22:19.224
28 MV2S Racing Ligier JS P320 - Nissan							34 Inter Europol Competition Ligier JS P320 - Nissan								
1. Terrence WOODWARD LMP3							1. Alexander BUKHANTSOV LMP3								
2. Viacheslav GUTAK							2. Rik KOEN								
1	1	3:47.232	1:44.431	1:19.852	42.949	133.3	3:47.232	9	1	2:16.722	39.349	1:02.459	34.914	261.1	24:35.946
2	1	2:27.423	42.455	1:06.733	38.235	215.4	6:14.655	10	1	2:16.571	39.098	1:02.565	34.908	263.0	26:52.517
3	1	3:44.262	39.729	1:39.459	1:25.074	255.6	9:58.917	11	1	2:17.616	39.106	1:03.439	35.071	263.0	29:10.133
4	1	2:57.893	1:17.907	1:04.819	35.167	235.1	12:56.810	12	2	5:29.699 B	3:51.048	1:03.635	35.016	235.6	34:39.832
5	1	2:18.110	39.301	1:03.072	35.737	262.4	15:14.920	13	2	2:15.267	38.855	1:01.249	35.163	263.0	36:55.099
6	1	2:16.973	39.166	1:02.714	35.093	265.6	17:31.893	14	2	2:18.457	39.076	1:02.901	36.480	264.3	39:13.556
7	1	3:46.390	39.195	1:50.401	1:16.794	263.0	21:18.283	15	2	10:59.483 B	9:19.105	1:04.066	36.312	244.1	50:13.039
8	2	5:18.249 B	3:39.643	1:03.879	34.727	241.9	26:36.532	16	2	2:15.200	38.989	1:01.271	34.940	264.9	52:28.239
9	2	2:18.228	39.376	1:03.867	34.985	263.6	28:54.760	17	2	4:01.052	38.925	1:57.869	1:24.258	264.9	56:29.291
10	2	2:16.844	39.826	1:02.502	34.516	259.2	31:11.604	18	2	4:04.111	1:40.687	1:46.907	36.517	80.2	1:00:33.402
11	2	2:15.573	39.039	1:01.769	34.765	264.9	33:27.177	42 Steller Motorsport Duqueine M30 - D08 - Nissan							
12	2	2:17.935	38.916	1:03.886	35.133	265.6	35:45.112	1. Joshua CAYGILL LMP3							
13	2	2:16.454	39.063	1:02.605	34.786	264.9	38:01.566	2. Sennan FIELDING							
14	2	3:54.236	38.995	1:48.481	1:26.760	266.2	41:55.802	1	2	3:05.963	1:07.994	1:19.574	38.395	182.1	3:05.963
15	2	9:09.208 B	7:28.772	1:05.260	35.176	238.2	51:05.010	2	2	2:21.400	41.654	1:03.753	35.993	239.2	5:27.363
16	2	2:24.708	39.149	1:04.696	40.863	263.6	53:29.718	3	2	2:26.900	39.686	1:02.233	44.981	237.6	7:54.263
17	2	5:16.904	1:41.431	2:09.346	1:26.127	80.0	58:46.622	4	2	4:27.733 B	1:59.352	1:48.951	39.430	79.4	12:21.996
18	2	2:50.679	1:07.779	1:04.927	37.973	253.8	1:01:37.301	5	2	2:13.180	38.710	1:00.229	34.241	264.9	14:35.176
29 MV2S Racing Ligier JS P320 - Nissan							42 Steller Motorsport Duqueine M30 - D08 - Nissan								
1. Jacek ZIELONKA LMP3							1. Joshua CAYGILL LMP3								
2. Maximus MAYER							2. Sennan FIELDING								
1	1	3:25.518	1:24.654	1:17.413	43.451	153.3	3:25.518	6	2	2:12.811	38.495	1:00.089	34.227	272.9	16:47.987
2	1	2:26.676	44.244	1:06.409	36.023	225.8	5:52.194	7	2	3:07.688	38.501	1:04.855	1:24.332	269.6	19:55.675
3	1	3:19.149	41.580	1:10.166	1:27.403	224.8	9:11.343	8	2	6:55.196 B	5:16.252	1:01.869	37.075	246.8	26:50.871
4	1	3:26.852	1:42.148	1:09.144	35.560	79.7	12:38.195	9	2	2:18.503	38.644	1:03.845	36.014	266.9	29:09.374
5	1	2:16.828	39.828	1:01.963	35.037	257.4	14:55.023	10	2	2:13.337	38.643	1:00.218	34.476	266.9	31:22.711
6	1	2:15.394	39.469	1:01.144	34.781	258.6	17:10.417	11	1	5:56.497 B	4:15.318	1:05.149	36.030	237.1	37:19.208
7	1	3:37.244	39.673	1:31.782	1:25.789	258.0	20:47.661	12	1	6:50.356	39.010	5:27.791	43.555	266.9	44:09.564
8	2	4:59.595 B	3:22.109	1:02.563	34.923	241.9	25:47.256	13	1	11:11.169 B	8:19.070	1:26.497	1:25.602	226.7	55:20.733
9	2	2:15.683	39.654	1:00.972	35.057	258.0	28:02.939	14	1	4:43.199	1:42.155	2:07.161	53.883	79.2	1:00:03.932
10	2	2:15.161	39.319	1:01.292	34.550	259.9	30:18.100	43 Inter Europol Competition Ligier JS P320 - Nissan							
11	2	2:14.506	39.279	1:00.760	34.467	257.4	32:32.606	1. Timothy CRESWICK LMP3							
12	2	2:14.383	38.939	1:00.806	34.638	261.7	34:46.989	2. Sebastian GRAVLUND							
13	2	2:13.812	39.076	1:00.299	34.437	259.2	37:00.801	1	1	3:11.843	1:21.692	1:13.419	36.732	203.3	3:11.843
23/08/2024 Page 3 / 7															



LE MANS CUP



Michelin Le Mans Cup Spa-Francorchamps Round

Free Practice 1

Sector Analysis

Lap under Red Flag Invalidated Lap Personal Best Session Best Crossing the pit lane

Lap	D	Time	Sector 1	Sector 2	Sector 3	T. Spd	Elapsed	Lap	D	Time	Sector 1	Sector 2	Sector 3	T. Spd	Elapsed
8	1	2:58.439	1:19.930	1:03.497	35.012	235.1	22:55.571								
9	1	2:15.985	39.290	1:02.147	34.548	260.5	25:11.556								
10	1	2:16.609	39.195	1:02.177	35.237	259.9	27:28.165								
11	1	2:15.410	39.262	1:01.608	34.540	260.5	29:43.575								
12	2	5:11.511 B	3:31.435	1:04.062	36.014	236.1	34:55.086								
13	2	2:17.265	39.210	1:03.276	34.779	262.4	37:12.351								
14	2	2:41.327	39.008	1:00.760	1:01.559	261.7	39:53.678								
15	2	10:22.306 B	8:42.620	1:03.781	35.905	240.3	50:15.984								
16	2	2:15.723	39.005	1:01.355	35.363	263.0	52:31.707								
17	2	4:04.824	38.859	2:01.133	1:24.832	263.0	56:36.531								
18	2	3:58.928	1:41.274	1:42.371	35.283	79.7	1:00:35.459								

44 **Team Virage** Ligier JS P320 - Nissan
 1. Georgios KOLOVOS LMP3
 2. Mihnea STEFAN

1	2	2:45.623	55.516	1:13.656	36.451	187.2	2:45.623
2	2	2:21.158	40.078	1:04.456	36.624	256.2	5:06.781
3	2	2:16.146	39.535	1:01.873	34.738	233.5	7:22.927
4	2	5:24.054 B	3:44.436	1:02.052	37.566	176.2	12:46.981
5	2	2:14.980	38.984	1:00.839	35.157	263.6	15:01.961
6	2	2:14.060	38.895	1:00.538	34.627	263.6	17:16.021
7	2	3:44.655	38.715	1:33.021	1:32.919	263.6	21:00.676
8	2	2:17.361	41.620	1:00.739	35.002	261.1	23:18.037
9	2	2:15.004	38.946	1:01.469	34.589	263.6	25:33.041
10	2	2:13.859	38.738	1:00.480	34.641	263.0	27:46.900
11	1	6:41.614 B	5:01.570	1:04.809	35.235	212.1	34:28.514
12	1	2:17.850	39.780	1:03.222	34.848	259.9	36:46.364
13	1	2:17.128	39.631	1:02.228	35.269	258.6	39:03.492
14	1	11:07.490 B	9:29.120	1:03.011	35.359	244.1	50:10.982
15	1	2:17.193	40.007	1:01.894	35.292	257.4	52:28.175
16	1	4:04.456	40.528	1:58.935	1:24.993	259.9	56:32.631
17	1	4:01.573	1:40.903	1:44.590	36.080	80.2	1:00:34.204

50 **Reiter Engineering** Ligier JS P320 - Nissan
 1. Horst FELBERMAYR LMP3
 2. Miklas BORN

1	2	2:40.559	53.903	1:10.365	36.291	202.2	2:40.559
2	2	2:20.896	40.398	1:05.260	35.238	229.6	5:01.455
3	2	2:17.194	38.925	1:03.025	35.244	243.5	7:18.649
4	2	4:17.470	1:27.897	2:07.619	41.954	80.2	11:36.119
5	2	2:13.810	38.896	1:01.037	33.877	263.0	13:49.929
6	2	2:13.078	38.676	1:00.507	33.895	264.9	16:03.007
7	2	2:14.329	38.752	1:01.206	34.371	265.6	18:17.336
8	1	4:44.082 B	3:03.800	1:05.515	34.767	226.7	23:01.418
9	1	2:15.340	38.878	1:01.873	34.589	264.9	25:16.758
10	1	2:15.220	38.979	1:01.718	34.523	264.3	27:31.978
11	1	2:15.484	39.187	1:01.726	34.571	263.6	29:47.462
12	1	2:15.404	39.011	1:01.704	34.689	263.0	32:02.866
13	1	2:16.183	39.063	1:01.830	35.290	264.3	34:19.049
14	1	2:15.013	38.726	1:01.447	34.840	264.3	36:34.062
15	1	2:15.988	38.751	1:02.472	34.765	264.9	38:50.050
16	2	11:31.862 B	9:51.885	1:04.551	35.426	220.2	50:21.912
17	2	2:14.072	38.536	1:00.940	34.596	266.9	52:35.984
18	2	4:30.337	38.660	2:19.064	1:32.613	208.0	57:06.321
19	2	3:39.573	1:40.671	1:24.572	34.330	80.3	1:00:45.894

51 **AF Corse** Ferrari 296 GT3
 1. Matthew KURZEJEWSKI GT3
 2. Alessandro BALZAN

1	2	3:45.661	1:49.198	1:15.733	40.730	188.1	3:45.661
2	2	2:22.163	40.873	1:05.419	35.871	253.8	6:07.824
3	2	3:28.669	40.064	1:23.177	1:25.428	255.0	9:36.493
4	2	3:14.341	1:33.844	1:04.876	35.621	195.9	12:50.834
5	2	2:17.827	40.020	1:02.536	35.271	257.4	15:08.661
6	2	2:18.324	40.051	1:02.853	35.420	257.4	17:26.985
7	2	3:52.027	39.951	1:51.543	1:20.533	258.6	21:19.012
8	2	10:15.855 B	8:34.633	1:05.075	36.147	237.1	31:34.867
9	2	2:19.314	40.461	1:03.281	35.572	253.2	33:54.181
10	2	2:22.808	39.965	1:03.237	39.606	257.4	36:16.989
11	1	5:16.112 B	2:18.178	1:32.960	1:24.974	241.3	41:33.101
12	1	9:07.300 B	7:23.085	1:08.018	36.197	221.1	50:40.401
13	1	2:21.591	40.967	1:04.421	36.203	253.2	53:01.992
14	1	5:15.481 B	1:40.611	2:09.268	1:25.602	79.6	58:17.473

58 **GG Classics** Ligier JS P320 - Nissan
 1. George NAKAS LMP3
 2. Fraser ROSS


1	2	4:01.767	1:42.869	1:30.111	48.787	137.0	4:01.767
2	2	2:44.331	50.770	1:15.544	38.017	156.6	6:46.098
3	2	4:26.207	56.414	2:07.480	1:22.313	80.0	11:12.305
4	2	2:18.797	40.312	1:03.330	35.155	253.8	13:31.102
5	2	2:16.532	39.783	1:02.062	34.687	258.0	15:47.634
6	2	2:15.586	39.502	1:01.651	34.433	259.9	18:03.220
7	1	6:01.904 B	4:07.928	1:11.024	42.952	234.5	24:05.124
8	1	2:23.015	41.481	1:05.391	36.143	256.2	26:28.139
9	1	2:26.412	40.239	1:09.556	36.617	251.4	28:54.551
10	1	2:26.394	43.919	1:05.776	36.699	248.5	31:20.945
11	1	2:25.427	40.516	1:05.356	39.555	257.4	33:46.372
12	1	2:29.949	40.989	1:09.316	39.644	254.4	36:16.321
13	1	2:20.949	39.905	1:05.148	35.896	261.1	38:37.270
14	1	3:30.244	59.591	1:36.607	54.046	79.4	42:07.514
15	2	8:28.857 B	6:45.279	1:06.602	36.976	202.2	50:36.371
16	2	2:20.915	39.534	1:04.757	36.624	262.4	52:57.286
17	2	6:50.087 B	3:20.151	2:08.507	1:21.429	77.5	59:47.373
18	2	2:16.636	39.559	1:01.978	35.099	261.1	1:02:04.009

59 **Team Virage** Ligier JS P320 - Nissan
 1. Oscar BITTAR LMP3
 2. Ricardo GRACIA FILHO

1	1	2:51.925	56.834	1:15.869	39.222	163.2	2:51.925
2	1	2:22.026	40.912	1:05.273	35.841	261.1	5:13.951
3	1	2:19.379	39.540	1:02.817	37.022	249.1	7:33.330
4	1	5:16.818 B	3:36.434	1:03.581	36.803	196.7	12:50.148
5	1	2:14.635	38.880	1:01.357	34.398	266.2	15:04.783
6	1	2:17.275	38.803	1:02.642	35.830	267.6	17:22.058
7	1	3:50.428	38.802	1:46.144	1:25.482	265.6	21:12.486
8	1	2:15.104	39.431	1:01.280	34.393	264.3	23:27.590
9	1	2:18.260	38.892	1:03.706	35.662	267.6	25:45.850
10	2	5:23.813 B	3:44.413	1:04.231	35.169	234.5	31:09.663
11	2	2:14.588	38.792	1:01.215	34.581	264.3	33:24.251
12	2	2:16.216	38.607	1:02.386	35.223	267.6	35:40.467

LE MANS CUP

Michelin Le Mans Cup Spa-Francorchamps Round Free Practice 1




Sector Analysis

Lap under Red Flag											Invalidated Lap	Personal Best	Session Best	B Crossing the pit lane	
Lap	D	Time	Sector 1	Sector 2	Sector 3	T. Spd	Elapsed	Lap	D	Time	Sector 1	Sector 2	Sector 3	T. Spd	Elapsed
62 Bretton Racing Ligier JS P320 - Nissan LMP3															
1. Ben STONE															
2. Theodor JENSEN															
1	2	3:04.703	1:12.525	1:13.598	38.580	175.1	3:04.703								
66 Rinaldi Racing Ligier JS P320 - Nissan LMP3															
1. Steve PARROW															
2. Daniel KEILWITZ															
1	2	4:59.874	3:00.827	1:22.006	37.041	194.2	4:59.874								
2	2	2:17.078	39.823	1:03.056	34.199	249.7	7:16.952								
3	2	4:17.844	1:27.961	2:08.692	41.191	79.9	11:34.796								
4	2	2:13.743	38.988	1:00.530	34.225	260.5	13:48.539								
5	2	2:12.542	38.831	59.722	33.989	263.6	16:01.081								
6	2	2:15.164	38.718	1:02.298	34.148	265.6	18:16.245								
7	2	6:44.426 B	5:09.637	1:00.586	34.203	250.3	25:00.671								
8	2	2:12.724	38.712	59.798	34.214	264.3	27:13.395								
9	2	2:12.611	38.671	59.931	34.009	265.6	29:26.006								
10	2	2:18.032	38.692	1:00.914	38.426	264.9	31:44.038								
11	1	7:14.771 B	5:22.658	1:11.657	40.456	218.5	38:58.809								
12	1	13:15.190 B	...	1:08.408	37.767	234.0	52:13.999								
13	1	3:59.610	40.691	1:52.874	1:26.045	256.8	56:13.609								
14	1	4:19.415	1:41.723	1:57.270	40.422	80.1	1:00:33.024								
67 Haegeli by T2 Racing Duqueine M30 - D08 - Nissan LMP3															
1. Pieder DECURTINS															
2. Samir BEN															
1	1	2:52.194	59.752	1:13.410	39.032	168.5	2:52.194								
2	1	2:25.297	41.770	1:04.497	39.030	255.0	5:17.491								
3	1	2:28.072	39.041	1:01.824	47.207	263.6	7:45.563								
4	1	4:15.311	1:47.692	1:51.248	36.371	79.7	12:00.874								
5	1	2:15.089	39.233	1:01.317	34.539	262.4	14:15.963								
6	1	2:14.193	38.914	1:00.836	34.443	263.6	16:30.156								
7	1	2:19.185	38.985	1:01.031	39.169	263.6	18:49.341								
8	1	3:35.321	1:42.615	1:17.982	34.724	79.5	22:24.662								
9	1	2:14.200	38.931	1:00.719	34.550	263.0	24:38.862								
10	2	4:24.054 B	2:45.585	1:03.661	34.808	244.1	29:02.916								
11	2	2:16.684	39.118	1:02.896	34.670	264.9	31:19.600								
12	2	2:16.503	39.705	1:01.638	35.160	259.2	33:36.103								
13	2	2:15.858	38.980	1:01.786	35.092	264.3	35:51.961								
14	2	2:15.874	39.000	1:01.442	35.432	264.3	38:07.835								
15	2	3:56.763	38.963	1:51.740	1:26.060	268.2	42:04.598								
16	2	8:21.442 B	6:40.659	1:05.197	35.586	240.3	50:26.040								
17	2	2:16.274	39.430	1:02.025	34.819	264.9	52:42.314								
18	2	4:33.472	38.742	2:24.665	1:30.065	262.4	57:15.786								
71 Rinaldi Racing Ligier JS P320 - Nissan LMP3															
1. Stefan AUST															
2. Felipe FERNANDEZ-LASER															
1	2	2:55.749	1:03.979	1:13.538	38.232	176.8	2:55.749								
2	2	2:20.653	41.134	1:03.997	35.522	249.1	5:16.402								
3	2	2:42.352	39.314	1:11.111	51.927	252.6	7:58.754								
73 Proton Huber Competition Porsche 911 GT3 R (992) GT3															
1. Jörg DREISOW															
2. Manuel LAUCK															
1	2	2:59.225	1:02.078	1:17.483	39.664	173.1	2:59.225								
2	2	2:22.078	40.982	1:05.530	35.566	255.6	5:21.303								
3	2	2:26.203	40.039	1:03.625	42.539	258.6	7:47.506								
4	2	5:17.417 B	3:35.489	1:05.029	36.899	237.6	13:04.923								
5	2	2:18.195	39.791	1:03.423	34.981	261.7	15:23.118								
6	2	2:18.822	39.815	1:03.132	35.875	259.9	17:41.940								
7	2	3:45.013	39.750	2:00.944	1:04.319	260.5	21:26.953								
8	1	5:19.096 B	3:30.881	1:10.661	37.554	136.0	26:46.049								
9	1	2:28.119	41.526	1:09.035	37.558	253.2	29:14.168								
10	1	2:24.482	40.919	1:06.632	36.931	255.0	31:38.650								
11	1	2:42.209	41.530	1:22.443	38.236	253.8	34:20.859								
12	1	2:28.377	41.955	1:09.578	36.844	253.8	36:49.236								
13	1	2:32.374	40.913	1:07.818	43.643	255.0	39:21.610								
14	1	11:20.742 B	9:30.896	1:12.620	37.226	219.4	50:42.352								
15	1	2:24.312	40.595	1:06.017	37.700	256.8	53:06.664								
16	1	5:10.187	1:34.282	2:09.269	1:26.636	78.8	58:16.851								
17	1	3:14.760	1:29.329	1:08.131	37.300	194.9	1:01:31.611								
74 Kessel Racing Ferrari 296 GT3 GT3															
1. Andrew GILBERT															
2. Fran RUEDA MATEOS															
1	2	3:02.838	1:10.329	1:14.951	37.558	198.1	3:02.838								
2	2	2:24.096	41.143	1:05.065	37.888	252.6	5:26.934								
3	2	2:32.797	39.739	1:03.603	49.455	259.2	7:59.731								
4	2	4:07.947	1:44.114	1:44.988	38.845	77.1	12:07.678								
5	2	2:18.402	40.039	1:03.254	35.109	257.4	14:26.080								
6	2	2:17.804	39.709	1:02.956	35.139	258.6	16:43.884								
7	2	3:15.941	39.726	1:09.018	1:27.197	257.4	19:59.825								
8	1	5:41.999 B	3:53.893	1:11.287	36.819	152.2	25:41.824								
9	1	2:24.291	40.920	1:06.701	36.670	253.2	28:06.115								
10	1	2:22.722	40.782	1:05.449	36.491	254.4	30:28.837								
11	1	2:23.834	40.935	1:06.396	36.503	253.2	32:52.671								
12	1	2:23.372	40.525	1:05.660	37.187	256.2	35:16.043								
13	1	2:21.639	40.385	1:04.966	36.288	257.4	37:37.682								
14	1	3:26.575	40.431	1:18.937	1:27.207	256.8	41:04.257								
15	1	10:20.301 B	8:33.981	1:09.305	37.015	227.2	51:24.558								

LE MANS CUP

Michelin Le Mans Cup Spa-Francorchamps Round Free Practice 1




Sector Analysis

Lap under Red Flag											Invalidated Lap	Personal Best	Session Best	B Crossing the pit lane				
Lap	D	Time	Sector 1	Sector 2	Sector 3	T. Spd	Elapsed	Lap	D	Time	Sector 1	Sector 2	Sector 3	T. Spd	Elapsed			
77		Team Thor					Ligier JS P320 - Nissan					LMP3						
		1. Audunn GUDMUNDSSON																
		2. Colin NOBLE																
1	1	2:56.497	1:02.826	1:13.681	39.990	206.8	2:56.497	8	2	2:26.423	50.433	1:01.494	34.496	258.6	23:06.253			
2	1	2:21.657	42.497	1:04.133	35.027	251.4	5:18.154	9	2	2:17.046	39.171	1:01.048	36.827	261.1	25:23.299			
3	1	2:39.297	39.960	1:03.471	55.866	228.6	7:57.451	10	2	2:14.080	39.028	1:00.798	34.254	260.5	27:37.379			
4	1	4:29.658	B 2:37.766	1:16.566	35.326	77.2	12:27.109	11	2	2:16.039	39.032	1:02.613	34.394	263.6	29:53.418			
5	1	2:15.037	39.321	1:00.808	34.908	257.4	14:42.146	12	1	4:43.286	B 3:02.178	1:06.073	35.035	241.9	34:36.704			
6	1	2:16.892	40.747	1:00.856	35.289	253.8	16:59.038	13	1	2:17.857	39.402	1:03.495	34.960	264.3	36:54.561			
7	1	3:32.956	39.367	1:19.369	1:34.220	232.5	20:31.994	14	1	2:21.130	39.556	1:04.195	37.379	221.1	39:15.691			
8	1	2:41.823	56.502	1:05.544	39.777	253.2	23:13.817	15	1	10:58.469	B 9:18.585	1:04.367	35.517	244.6	50:14.160			
9	1	2:21.482	39.241	1:02.517	39.724	256.8	25:35.299	16	1	2:17.914	38.975	1:03.828	35.111	268.2	52:32.074			
10	1	2:19.708	41.166	1:00.769	37.773	256.2	27:55.007	17	1	4:07.825	38.989	2:03.151	1:25.685	265.6	56:39.899			
11	1	2:14.720	39.354	1:00.448	34.918	255.6	30:09.727	18	1	3:57.307	1:42.178	1:39.175	35.954	78.8	1:00:37.206			
12	1	2:15.997	39.272	1:01.025	35.700	255.6	32:25.724								85			
13	2	5:37.876	B 3:58.999	1:02.519	36.358	245.2	38:03.600								R-ace GP			
14	2	3:53.051	38.991	1:47.525	1:26.535	258.0	41:56.651								1. Fabien MICHAL			
15	2	8:40.278	B 7:02.213	1:03.224	34.841	247.4	50:36.929								2. Hadrien DAVID			
16	2	2:19.509	39.646	1:02.508	37.355	263.0	52:56.438	1	1	2:39.352	41.274	1:20.356	37.722	180.6	2:39.352			
17	2	4:58.296	1:24.273	2:08.719	1:25.304	79.9	57:54.734	2	1	2:27.207	41.381	1:08.782	37.044	250.3	5:06.559			
18	2	3:17.053	1:40.018	1:02.226	34.809	150.3	1:01:11.787	3	1	2:15.630	39.062	1:01.290	35.278	264.9	7:22.189			
83		Iron Dames					Lamborghini Huracan GT3 EVO2					GT3						
		1. Celia MARTIN																
		2. Karen GAILLARD																
1	2	3:45.068	1:48.535	1:15.973	40.560	189.1	3:45.068	4	1	4:23.129	1:35.146	2:09.801	38.182	77.1	11:45.318			
2	2	2:24.146	41.183	1:07.088	35.875	253.2	6:09.214	5	1	2:16.988	39.009	1:01.802	36.177	264.3	14:02.306			
3	2	3:37.159	40.188	1:31.952	1:25.019	257.4	9:46.373	6	1	2:14.036	38.483	1:01.183	34.370	269.6	16:16.342			
4	2	3:09.208	1:27.556	1:06.283	35.369	218.0	12:55.581	7	1	2:14.248	38.721	1:01.182	34.345	267.6	18:30.590			
5	2	2:18.627	39.772	1:03.503	35.352	258.6	15:14.208	8	2	9:14.453	B 7:36.518	1:02.587	35.348	243.5	27:45.043			
6	2	2:20.376	39.822	1:05.012	35.542	256.8	17:34.584	9	2	2:13.062	38.547	59.836	34.679	266.2	29:58.105			
7	2	3:48.411	39.693	1:59.021	1:09.697	259.9	21:22.995	10	2	2:11.615	38.396	59.433	33.786	266.9	32:09.720			
8	2	2:19.364	40.076	1:04.058	35.230	258.0	23:42.359	11	2	2:11.861	38.230	59.719	33.912	269.6	34:21.581			
9	2	2:18.778	39.773	1:03.802	35.203	259.9	26:01.137	12	2	2:23.955	38.481	1:09.484	35.990	269.6	36:45.536			
10	2	2:19.620	40.348	1:03.796	35.476	259.2	28:20.757	13	2	2:15.199	38.481	1:00.719	35.999	268.2	39:00.735			
11	2	2:18.712	39.763	1:03.657	35.292	259.2	30:39.469	14	2	12:28.222	B ...	1:13.891	38.378	202.2	51:28.957			
12	2	2:18.910	39.764	1:03.786	35.360	259.2	32:58.379								87			
13	1	4:21.595	2:35.555	1:09.553	36.487	186.2	37:19.974								COOL Racing			
14	1	3:13.812	40.351	1:07.512	1:25.949	258.0	40:33.786								1. James SWEETNAM			
15	1	9:54.660	B 8:06.669	1:10.776	37.215	179.7	50:28.446								2. Adrien CLOSMENIL			
16	1	2:26.988	40.780	1:05.900	40.308	259.2	52:55.434	1	2	2:46.801	56.283	1:13.674	36.844	194.2	2:46.801			
17	1	4:58.805	1:24.610	2:08.907	1:25.288	80.2	57:54.239	2	2	2:20.332	40.083	1:04.146	36.103	253.2	5:07.133			
18	1	3:27.362	1:40.737	1:09.941	36.684	120.7	1:01:21.601	3	2	2:15.407	38.995	1:01.631	34.781	264.3	7:22.540			
84		ANS Motorsport					Ligier JS P320 - Nissan					LMP3						
		1. Julien LEMOINE																
		2. Paul TROJANI																
1	2	3:34.369	1:43.253	1:13.245	37.871	225.8	3:34.369	4	2	4:20.761	1:35.447	2:09.502	35.812	76.1	11:43.301			
2	2	2:18.923	40.391	1:02.963	35.569	256.2	5:53.292	5	2	2:14.311	39.046	1:00.908	34.357	263.0	13:57.612			
3	2	3:15.863	39.910	1:09.271	1:26.682	257.4	9:09.155	6	2	2:13.325	38.724	1:00.424	34.177	264.3	16:10.937			
4	2	3:24.681	1:42.367	1:07.644	34.670	78.8	12:33.836	7	2	2:14.519	38.633	1:01.568	34.318	264.3	18:25.456			
5	2	2:14.727	39.369	1:01.060	34.298	260.5	14:48.563	8	1	5:00.839	B 3:17.647	1:05.829	37.363	240.3	23:26.295			
6	2	2:14.550	39.191	1:00.859	34.500	261.7	17:03.113	9	1	2:17.978	39.814	1:02.693	35.471	261.1	25:44.273			
7	2	3:36.717	39.162	1:29.881	1:27.674	263.6	20:39.830	10	1	2:17.976	39.395	1:03.745	34.836	263.0	28:02.249			
88		AF Corse					Ferrari 296 GT3					GT3						
		1. Custodio TOLEDO																
		2. Riccardo AGOSTINI																
1	2	4:29.153	2:36.004	1:15.408	37.741	150.1	4:29.153	11	1	2:17.924	39.086	1:03.007	35.831	262.4	30:20.173			
2	2	2:23.786	41.629	1:06.403	35.754	237.1	6:52.939	12	1	2:18.070	39.285	1:03.851	34.934	262.4	32:38.243			
								13	1	2:17.159	39.111	1:02.727	35.321	264.3	34:55.402			
								14	1	2:19.532	39.451	1:05.159	34.922	257.4	37:14.934			
								15	1	2:41.366	38.933	1:03.107	59.326	265.6	39:56.300			
								16	1	10:41.592	B 8:56.941	1:06.613	38.038	198.8	50:37.892			
								17	1	9:34.458	B 6:44.530	2:07.485	42.443	76.9	1:00:12.350			

LE MANS CUP

Michelin Le Mans Cup Spa-Francorchamps Round Free Practice 1



Sector Analysis

Lap under Red Flag														Invalidated Lap	Personal Best	Session Best	B Crossing the pit lane
Lap	D	Time	Sector 1	Sector 2	Sector 3	T. Spd	Elapsed	Lap	D	Time	Sector 1	Sector 2	Sector 3	T. Spd	Elapsed		
3	2	6:29.434	B	4:48.644	1:04.650	36.140	242.4	13	22	3:22.373							
4	2	2:17.431		39.605	1:02.662	35.164	258.0	15	2	15:39.804							
5	2	2:17.196		39.463	1:02.734	34.999	261.7	17	5	17:57.000							
6	1	8:11.321	B	6:23.898	1:09.058	38.365	232.5	26	08	26:08.321							
7	1	2:22.390		41.541	1:04.791	36.058	253.8	28	30	28:30.711							
8	1	2:21.805		40.823	1:04.893	36.089	253.8	30	52	30:52.516							
9	1	2:25.602		40.817	1:05.340	39.445	254.4	33	18	33:18.118							
10	1	2:23.757		40.535	1:06.255	36.967	256.2	35	41	35:41.875							
11	1	2:23.955		40.811	1:06.655	36.489	255.0	38	05	38:05.830							
12	1	3:58.182		40.529	1:51.250	1:26.403	256.2	42	04	42:04.012							
13	1	9:24.019	B	7:36.768	1:08.999	38.252	241.3	51	28	51:28.031							
14	1	3:06.139		40.659	1:05.695	1:19.785	253.8	54	34	54:34.170							
15	1	5:13.245		1:41.994	2:08.989	1:22.262	80.7	59	47	59:47.415							
91 Blackthorn <small>Aston Martin Vantage GT3 EVO</small>																	
1. Claude BOVET <small>GT3</small>																	
2. Darren TURNER																	
1	2	3:27.200		1:28.005	1:17.784	41.411	187.5	3	27	3:27.200							
2	2	47:22.769	B	...	1:13.775	40.729	188.5	50	49	50:49.969							
3	2	2:21.568		40.630	1:04.884	36.054	257.4	53	11	53:11.537							
92 Herberth Motorsport <small>Porsche 911 GT3 R (992)</small>																	
1. Scott NOBLE <small>GT3</small>																	
2. Jason HART																	
1	1	3:39.026		1:26.414	1:28.837	43.775	156.1	3	39	3:39.026							
2	1	2:28.631		43.289	1:08.005	37.337	248.0	6	07	6:07.657							
3	1	3:50.098		44.141	1:40.195	1:25.762	249.7	9	57	9:57.755							
4	1	3:04.925		1:20.153	1:07.241	37.531	235.6	13	02	13:02.680							
5	1	2:26.397		41.851	1:07.292	37.254	250.3	15	29	15:29.077							
6	1	2:23.532		41.465	1:05.670	36.397	252.0	17	52	17:52.609							
7	1	3:46.194		56.245	2:08.487	41.462	80.0	21	38	21:38.803							
8	1	2:25.187		41.741	1:05.409	38.037	249.7	24	03	24:03.990							
9	1	2:22.758		41.255	1:05.012	36.491	251.4	26	26	26:26.748							
10	2	4:07.475	B	2:20.573	1:07.641	39.261	237.6	30	34	30:34.223							
11	2	2:20.305		40.410	1:03.898	35.997	254.4	32	54	32:54.528							
12	2	2:21.007		40.230	1:04.334	36.443	257.4	35	15	35:15.535							
13	2	2:20.497		40.040	1:04.383	36.074	255.6	37	36	37:36.032							
14	2	3:11.813		40.261	1:16.942	1:14.610	255.6	40	47	40:47.845							
15	2	9:37.293	B	7:53.003	1:07.883	36.407	239.7	50	25	50:25.138							
16	2	2:22.331		40.239	1:05.152	36.940	257.4	52	47	52:47.469							
17	2	4:43.235		1:09.392	2:08.241	1:25.602	79.9	57	30	57:30.704							
18	2	3:38.579		1:41.503	1:20.813	36.263	79.9	1:01	09	1:01:09.283							
97 COOL Racing <small>Ligier JS P320 - Nissan</small>																	
1. Adrien CHILA <small>LMP3</small>																	
2. David DROUX																	
1	2	2:43.321		54.685	1:12.655	35.981	179.4	2	43	2:43.321							
2	2	2:21.792		39.877	1:06.017	35.898	252.0	5	05	5:05.113							
3	2	2:16.777		39.288	1:01.352	36.137	259.9	7	21	7:21.890							
4	2	4:23.022		1:34.865	2:09.028	39.129	73.3	11	44	11:44.912							
5	2	2:14.832		39.333	1:00.995	34.504	259.2	13	59	13:59.744							
6	2	2:14.014		39.084	1:00.516	34.414	262.4	16	13	16:13.758							
7	2	2:14.255		39.169	1:00.557	34.529	262.4	18	28	18:28.013							
8	1	6:02.886	B	4:23.788	1:03.937	35.161	247.4	24	30	24:30.899							
9	1	2:17.797		39.927	1:02.740	35.130	259.2	26	48	26:48.696							
10	1	4:08.111	B	2:29.640	1:03.411	35.060	247.4	30	56	30:56.807							
99 More Motorsport <small>Ligier JS P320 - Nissan</small>																	
1. Mark VAN DER SNEL <small>LMP3</small>																	
2. Max VAN DER SNEL JR.																	
1	2	2:41.609		41.438	1:21.530	38.641	145.1	2	41	2:41.609							
2	2	2:29.614		41.448	1:06.844	41.322	250.3	5	11	5:11.223							
3	2	2:17.108		39.509	1:02.529	35.070	227.2	7	28	7:28.331							
4	2	4:20.554		1:40.525	2:01.980	38.049	78.9	11	48	11:48.885							
5	2	2:16.074		39.365	1:01.160	35.549	260.5	14	04	14:04.959							
6	2	2:16.351		39.302	1:01.625	35.424	261.7	16	21	16:21.310							
7	2	6:55.852	B	5:17.394	1:03.427	35.031	243.5	23	17	23:17.162							
8	2	2:17.470		39.958	1:02.492	35.020	217.2	25	34	25:34.632							
9	2	2:14.727		39.276	1:00.897	34.554	261.7	27	49	27:49.359							
10	2	2:13.991		39.250	1:00.348	34.393	258.6	30	03	30:03.350							
11	2	2:15.744		39.249	1:01.860	34.635	259.2	32	19	32:19.094							
12	2	2:13.953		39.036	1:00.475	34.442	259.9	34	33	34:33.047							
13	1	4:09.774	B	2:26.622	1:06.719	36.433	243.0	38	42	38:42.821							
14	1	3:48.766		1:09.574	1:49.577	49.615	70.3	42	31	42:31.587							
15	1	8:03.735	B	6:18.843	1:08.776	36.116	199.2	50	35	50:35.322							
16	1	2:20.865		39.771	1:03.723	37.371	258.0	52	56	52:56.187							
17	1	5:13.588		1:30.686	2:16.433	1:26.469	73.9	58	09	58:09.775							
18	1	3:16.912		1:33.716	1:06.385	36.811	205.2	1:01	26	1:01:26.687							