


# LE MANS CUP

## Michelin Le Mans Cup Spa-Francorchamps Round Free Practice 2




### Sector Analysis

Lap under Red Flag											Invalidated Lap	Personal Best	Session Best	B Crossing the pit lane		
Lap	D	Time	Sector 1	Sector 2	Sector 3	T. Spd	Elapsed	Lap	D	Time	Sector 1	Sector 2	Sector 3	T. Spd	Elapsed	
<b>2</b>		<b>CD Sport</b>					Ligier JS P320 - Nissan					LMP3				
		1. Shahan SARKISSIAN														
		2. Willyam GOSSELIN														
1	2	2:25.092	43.164	1:06.864	35.064	213.7	2:25.092	2	2	4:05.729	2:22.221	1:07.138	36.370	217.6	7:11.989	
2	2	2:16.928	39.937	1:02.094	34.897	263.0	4:42.020	3	2	2:16.617	39.818	1:02.175	34.624	256.8	9:28.606	
3	2	2:18.483	39.549	1:03.243	35.691	266.2	7:00.503	4	2	<del>2:14.677</del>	38.769	<del>1:01.616</del>	<b>34.298</b>	266.9	11:43.283	
4	2	2:15.760	39.111	1:02.148	34.501	265.6	9:16.263	5	2	2:16.096	38.660	1:01.665	35.771	268.2	13:59.379	
5	2	<b>2:14.932</b>	<b>38.757</b>	1:01.701	34.474	270.2	11:31.195	6	2	2:14.659	38.830	1:01.323	34.506	268.9	16:14.038	
6	2	2:15.678	39.217	1:01.822	34.639	267.6	13:46.873	7	2	2:14.186	38.666	1:01.063	34.457	267.6	18:28.224	
7	2	2:14.980	38.959	1:01.632	<b>34.389</b>	268.9	16:01.853	8	2	<b>2:14.006</b>	<b>38.641</b>	<b>1:01.040</b>	34.325	265.6	20:42.230	
8	2	2:21.865 <b>B</b>	38.758	1:01.676	41.431	268.9	18:23.718	9	2	2:21.330 <b>B</b>	38.645	1:01.332	41.353	267.6	23:03.560	
9	2	5:40.842	3:58.541	1:02.688	39.613	244.6	24:04.560	10	1	3:51.514	2:12.154	1:04.414	34.946	258.0	26:55.074	
10	2	2:15.974	39.170	1:01.951	34.853	261.7	26:20.534	11	1	2:17.316	39.139	1:03.149	35.028	264.9	29:12.390	
11	2	2:15.607	39.220	<b>1:01.441</b>	34.946	262.4	28:36.141	12	1	3:51.165	38.879	1:46.799	1:25.487	266.2	33:03.555	
12	2	3:14.527 <b>B</b>	39.160	1:06.689	1:28.678	263.0	31:50.668	13	1	3:43.716	1:41.272	1:25.976	36.468	79.9	36:47.271	
13	1	<b>7:39.445 B</b>	5:15.548	1:04.792	1:19.105	260.5	39:30.113	14	1	<del>3:26.329 B</del>	<del>39.367</del>	1:10.077	1:36.885	262.4	40:13.600	
<b>6</b>		<b>ANS Motorsport</b>					Ligier JS P320 - Nissan					LMP3				
		1. Eric DE DONCKER														
		2. Nicolas SCHATZ														
1	1	3:33.912 <b>B</b>	1:23.867	1:20.181	49.864	192.5	3:33.912	1	2	2:34.935	45.145	1:11.943	37.847	191.8	2:34.935	
2	2	4:11.509	2:29.643	1:06.064	35.802	219.8	7:45.421	2	2	2:27.033	41.713	1:05.752	39.568	223.0	5:01.968	
3	2	2:17.848	39.487	1:02.852	35.509	259.9	10:03.269	3	2	<del>2:17.201</del>	<del>40.295</del>	1:01.808	35.098	256.2	7:19.169	
4	2	2:16.010	38.835	1:01.328	35.847	264.3	12:19.279	4	2	2:14.377	38.831	1:01.063	34.483	264.3	9:33.546	
5	2	<del>2:14.593</del>	38.763	<del>1:01.283</del>	34.547	266.2	14:33.872	5	2	2:28.521 <b>B</b>	<b>38.646</b>	1:04.089	45.786	266.2	12:02.067	
6	2	<del>2:25.441</del>	<del>38.735</del>	<del>1:08.702</del>	38.004	264.9	16:59.313	6	2	8:17.083	6:36.214	1:04.243	36.626	241.3	20:19.150	
7	2	<del>2:14.305</del>	<del>38.819</del>	<b>1:00.647</b>	34.839	263.0	19:13.618	7	2	2:15.032	38.888	1:01.645	34.499	261.7	22:34.182	
8	2	2:16.341	38.806	1:02.855	34.680	266.2	21:29.959	8	2	<b>2:13.465</b>	38.785	<b>1:00.324</b>	<b>34.356</b>	263.6	24:47.647	
9	2	<b>2:14.913</b>	38.883	1:01.563	34.467	262.4	23:44.872	9	2	2:27.806 <b>B</b>	38.698	1:04.762	44.346	262.4	27:15.453	
10	2	<del>2:13.662</del>	<b>38.726</b>	<del>1:00.542</del>	<b>34.394</b>	264.3	25:58.534	10	2	2:56.572 <b>B</b>	53.645	1:14.431	48.496	155.2	2:56.572	
11	2	2:21.630 <b>B</b>	38.944	1:01.334	41.352	266.9	28:20.164	11	2	4:55.335	3:11.845	1:07.131	36.359	248.5	7:51.907	
12	2	6:23.177	2:49.991	2:08.345	1:24.841	80.1	34:43.341	12	2	2:19.367	40.415	1:03.528	35.424	255.6	10:11.274	
13	2	2:46.783	1:08.862	1:03.082	34.839	252.0	37:30.124	13	2	2:17.957	39.838	1:02.902	35.217	258.0	12:29.231	
14	2	<b>4:10.497 B</b>	38.944	2:00.870	1:30.683	252.0	41:40.621	14	2	<b>2:17.535</b>	39.797	<b>1:02.569</b>	<b>35.169</b>	258.6	14:46.766	
<b>7</b>		<b>Nielsen Racing</b>					Ligier JS P320 - Nissan					LMP3				
		1. Anthony WELLS														
		2. Wayne BOYD														
1	2	2:24.285	42.497	1:06.854	34.934	221.6	2:24.285	1	2	2:24.385	39.993	1:03.585	40.807	258.0	17:11.151	
2	2	2:15.198	38.975	1:01.601	34.622	262.4	4:39.483	2	2	2:23.068	<b>39.762</b>	1:05.433	37.873	259.2	19:34.219	
3	2	2:15.040	39.384	1:01.365	<b>34.291</b>	263.6	6:54.523	3	2	<del>2:18.486</del>	39.886	<del>1:03.145</del>	<del>35.455</del>	258.6	21:52.705	
4	2	2:14.106	38.601	1:01.195	34.310	266.9	9:08.629	4	2	<del>2:18.782</del>	<del>39.983</del>	1:03.306	35.493	258.6	24:11.487	
5	2	<b>2:13.845</b>	38.610	<b>1:00.495</b>	34.740	266.2	11:22.474	5	2	2:31.788 <b>B</b>	41.984	1:06.173	43.631	254.4	26:43.275	
6	2	2:23.770 <b>B</b>	38.638	1:04.024	41.108	266.9	13:46.244	6	2	6:37.850 <b>B</b>	3:14.245	1:52.796	1:30.809	253.2	33:21.125	
7	2	5:54.299	4:15.574	1:01.223	37.502	258.0	19:40.543	7	1	<b>5:22.565 B</b>	3:23.119	1:08.791	50.655	216.7	38:43.690	
8	2	2:17.342	38.949	1:02.293	36.100	264.9	21:57.885	8	2	2:17.535	39.797	<b>1:02.569</b>	<b>35.169</b>	258.6	14:46.766	
9	2	2:14.001	38.641	1:00.995	34.365	267.6	24:11.886	9	2	2:24.385	39.993	1:03.585	40.807	258.0	17:11.151	
10	2	2:16.204	39.017	1:01.336	35.851	266.9	26:28.090	10	2	2:23.068	<b>39.762</b>	1:05.433	37.873	259.2	19:34.219	
11	2	2:21.286 <b>B</b>	<b>38.524</b>	1:01.764	40.998	268.2	28:49.376	11	2	<del>2:18.486</del>	39.886	<del>1:03.145</del>	<del>35.455</del>	258.6	21:52.705	
12	1	7:08.752	3:37.740	2:13.376	1:17.636	79.2	35:58.128	12	2	2:31.788 <b>B</b>	41.984	1:06.173	43.631	254.4	26:43.275	
13	1	<b>2:17.878</b>	40.387	1:02.650	34.841	258.6	38:16.006	13	2	2:19.367	40.415	1:03.528	35.424	255.6	10:11.274	
<b>10</b>		<b>Racing Spirit of Leman</b>					Ligier JS P320 - Nissan					LMP3				
		1. Christophe LAPIERRE														
		2. Marius FOSSARD														
1	2	3:06.260 <b>B</b>	1:01.717	1:15.529	49.014	183.4	3:06.260	14	2	2:18.279	39.264	1:03.600	35.415	266.2	27:23.194	
<b>11</b>		<b>CD Sport</b>					Ligier JS P320 - Nissan					LMP3				
		1. Christian SHORT														
		2. Franck CHAPPARD														
1	2	2:34.935	45.145	1:11.943	37.847	191.8	2:34.935	1	2	2:56.572 <b>B</b>	53.645	1:14.431	48.496	155.2	2:56.572	
2	2	2:27.033	41.713	1:05.752	39.568	223.0	5:01.968	2	2	4:55.335	3:11.845	1:07.131	36.359	248.5	7:51.907	
3	2	<del>2:17.201</del>	<del>40.295</del>	1:01.808	35.098	256.2	7:19.169	3	2	2:19.367	40.415	1:03.528	35.424	255.6	10:11.274	
4	2	2:14.377	38.831	1:01.063	34.483	264.3	9:33.546	4	2	2:17.957	39.838	1:02.902	35.217	258.0	12:29.231	
5	2	2:28.521 <b>B</b>	<b>38.646</b>	1:04.089	45.786	266.2	12:02.067	5	2	<b>2:17.535</b>	39.797	<b>1:02.569</b>	<b>35.169</b>	258.6	14:46.766	
6	2	8:17.083	6:36.214	1:04.243	36.626	241.3	20:19.150	6	2	2:24.385	39.993	1:03.585	40.807	258.0	17:11.151	
7	2	2:15.032	38.888	1:01.645	34.499	261.7	22:34.182	7	2	2:23.068	<b>39.762</b>	1:05.433	37.873	259.2	19:34.219	
8	2	<b>2:13.465</b>	38.785	<b>1:00.324</b>	<b>34.356</b>	263.6	24:47.647	8	2	<del>2:18.486</del>	39.886	<del>1:03.145</del>	<del>35.455</del>	258.6	21:52.705	
9	2	2:27.806 <b>B</b>	38.698	1:04.762	44.346	262.4	27:15.453	9	2	<del>2:18.782</del>	<del>39.983</del>	1:03.306	35.493	258.6	24:11.487	
<b>12</b>		<b>Kessel Racing</b>					Ferrari 296 GT3					GT3				
		1. Frederic JOUSSET														
		2. David Cleto FUMANELLI														
1	2	2:56.572 <b>B</b>	53.645	1:14.431	48.496	155.2	2:56.572	10	2	2:31.788 <b>B</b>	41.984	1:06.173	43.631	254.4	26:43.275	
2	2	4:55.335	3:11.845	1:07.131	36.359	248.5	7:51.907	11	2	6:37.850 <b>B</b>	3:14.245	1:52.796	1:30.809	253.2	33:21.125	
3	2	2:19.367	40.415	1:03.528	35.424	255.6	10:11.274	12	1	<b>5:22.565 B</b>	3:23.119	1:08.791	50.655	216.7	38:43.690	
4	2	2:17.957	39.838	1:02.902	35.217	258.0	12:29.231	1	2	2:56.572 <b>B</b>	53.645	1:14.431	48.496	155.2	2:56.572	
5	2	<b>2:17.535</b>	39.797	<b>1:02.569</b>	<b>35.169</b>	258.6	14:46.766	2	2							



# LE MANS CUP

## Michelin Le Mans Cup Spa-Francorchamps Round Free Practice 2



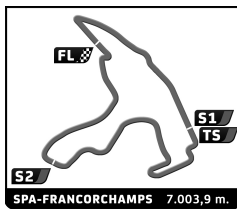
### Sector Analysis

Lap under Red Flag							Invalidated Lap		Personal Best	Session Best	B Crossing the pit lane					
Lap	D	Time	Sector 1	Sector 2	Sector 3	T. Spd	Elapsed	Lap	D	Time	Sector 1	Sector 2	Sector 3	T. Spd	Elapsed	
<b>29</b> MV2S Racing							Ligier JS P320 - Nissan									
1.Jacek ZIELONKA							LMP3									
2.Maximus MAYER																
1	2	3:16.474 B	1:04.092	1:21.042	51.340	162.0	3:16.474									
2	2	4:25.488	2:41.912	1:08.100	35.476	234.0	7:41.962									
3	2	<del>2:16.218</del>	39.251	<del>1:01.425</del>	35.542	258.0	9:58.180									
4	2	2:15.708	39.357	1:01.614	34.737	262.4	12:13.888									
5	2	<b>2:15.037</b>	39.214	<b>1:01.183</b>	<b>34.640</b>	263.6	14:28.925									
6	2	2:21.650 B	<b>39.018</b>	1:02.002	40.630	263.0	16:50.575									
7	1	<del>4:38.510</del>	<del>2:58.726</del>	1:04.322	35.462	254.4	21:29.085									
8	1	2:18.867	39.425	1:04.181	35.261	260.5	23:47.952									
9	1	2:16.574	39.415	1:02.181	34.978	259.9	26:04.526									
10	1	2:16.374	39.357	1:01.958	35.059	261.1	28:20.900									
11	1	<del>2:57.094</del>	39.592	<del>1:04.400</del>	1:13.102	261.7	31:17.994									
12	1	4:44.261	1:41.821	2:07.866	54.574	80.0	36:02.255									
13	1	<b>2:26.542</b>	41.778	1:03.373	41.391	254.4	38:28.797									
<b>43</b> Inter Europol Competition							Ligier JS P320 - Nissan									
1.Timothy CRESWICK							LMP3									
2.Sebastian GRAVLUND																
1	2	4:15.625	2:10.073	1:19.079	46.473	161.7	4:15.625									
2	2	2:44.307	49.076	1:13.812	41.419	191.8	6:59.932									
3	2	<del>2:42.738</del>	45.617	<del>1:14.508</del>	42.613	244.6	9:42.670									
4	2	2:20.727	40.641	1:05.081	35.005	256.8	12:03.397									
5	2	<b>2:15.310</b>	39.084	<b>1:01.284</b>	<b>34.942</b>	263.0	14:18.707									
6	2	2:15.520	39.103	1:01.403	35.014	262.4	16:34.227									
7	2	2:15.636	<b>38.858</b>	1:01.781	34.997	263.6	18:49.863									
8	2	2:19.212	38.907	1:02.879	37.426	266.9	21:09.075									
9	2	<del>2:27.172</del>	39.036	<del>1:04.243</del>	43.893	263.6	23:36.247									
10	2	2:15.872	38.959	1:01.826	35.087	263.0	25:52.119									
11	2	2:20.186	39.143	1:02.056	38.987	265.6	28:12.305									
12	2	<del>2:22.616</del>	38.964	<del>1:02.912</del>	40.740	262.4	30:34.921									
13	2	5:17.849 B	1:41.278	2:07.606	1:28.965	79.9	35:52.770									
14	2	<b>5:55.856 B</b>	2:20.693	2:01.460	1:33.703	256.2	41:48.626									
<b>44</b> Team Virage							Ligier JS P320 - Nissan									
1.Georgios KOLOVOS							LMP3									
2.Mihnea STEFAN																
1	1	4:14.214	2:27.041	1:06.752	40.421	232.5	4:14.214									
2	1	2:22.949	41.660	1:05.233	36.056	241.3	6:37.163									
3	1	2:18.767	40.340	1:03.463	34.964	202.9	8:55.930									
4	1	2:17.766	39.779	1:02.371	35.616	259.2	11:13.696									
5	1	2:17.818	39.923	1:02.660	35.235	258.6	13:31.514									
6	1	2:17.693	39.682	1:02.524	35.487	260.5	15:49.207									
7	1	<b>2:16.955</b>	39.587	<b>1:02.226</b>	35.142	261.7	18:06.162									
8	1	2:16.985	39.616	1:02.470	34.899	259.9	20:23.147									
9	1	2:17.662	39.523	1:02.334	35.805	261.7	22:40.809									
10	1	<del>2:27.529 B</del>	40.804	<del>1:03.340</del>	43.385	258.6	25:08.338									
11	2	<del>3:59.363</del>	2:23.330	<del>1:01.327</del>	<b>34.706</b>	259.2	29:07.701									
12	2	3:49.335 B	<b>38.931</b>	1:42.057	1:28.347	262.4	32:57.036									
13	2	<del>4:46.150</del>	3:09.995	<del>1:01.363</del>	34.792	256.2	37:43.186									
14	2	<b>4:16.876 B</b>	47.459	1:55.907	1:33.510	155.7	42:00.062									
<b>50</b> Reiter Engineering							Ligier JS P320 - Nissan									
1.Horst FELBERMAYR							LMP3									
2.Miklas BORN																
1	1	2:34.540	43.404	1:13.245	37.891	177.3	2:34.540									
2	1	<del>2:23.322</del>	40.669	<del>1:06.009</del>	36.644	256.8	4:57.862									
3	1	2:18.551	39.975	1:03.625	34.951	259.9	7:16.413									
4	1	2:16.527	38.837	1:02.808	34.882	265.6	9:32.940									
5	1	2:17.977	38.866	1:03.258	35.853	265.6	11:50.917									
6	1	<b>2:15.889</b>	38.887	<b>1:02.271</b>	34.731	265.6	14:06.806									
7	1	2:28.785 B	<b>38.777</b>	1:06.052	43.956	266.2	16:35.591									
8	1	2:44.415 B	57.112	1:04.608	42.695	256.8	19:20.006									
9	1	8:10.032 B	6:22.555	1:04.648	42.829	258.6	27:30.038									
10	2	7:31.913	3:50.511	2:08.435	1:32.967	80.4	35:01.951									
11	2	2:33.036	54.997	1:03.385	<b>34.654</b>	244.6	37:34.987									
<b>51</b> AF Corse							Ferrari 296 GT3									
1.Matthew KURZEJEWSKI							GT3									
2.Alessandro BALZAN																
1	2	4:03.628	2:04.431	1:16.220	42.977	167.7	4:03.628									
2	2	2:40.261	44.830	1:16.262	39.169	177.6	6:43.889									
<b>34</b> Inter Europol Competition							Ligier JS P320 - Nissan									
1.Alexander BUKHANTSOV							LMP3									
2.Rik KOEN																
1	1	4:36.084	2:44.996	1:12.922	38.166	189.1	4:36.084									
2	1	2:30.275	44.340	1:09.668	36.267	178.2	7:06.359									
3	1	2:30.369	43.421	1:11.820	<b>35.128</b>	159.4	9:36.728									
4	1	2:43.955 B	<b>41.310</b>	1:06.251	56.394	176.5	12:20.683									
5	2	17:44.166	...	1:03.796	35.262	259.2	30:04.849									
6	2	5:07.501	1:32.894	2:09.622	1:24.985	79.3	35:12.350									
7	2	<b>2:29.214</b>	50.076	<b>1:03.379</b>	35.759	250.8	37:41.564									
8	2	<b>4:16.522 B</b>	42.001	2:00.374	1:34.147	215.0	41:58.086									
<b>42</b> Steller Motorsport							Duqueine M30 - D08 - Nissan									
1.Joshua CAYGILL							LMP3									
2.Sennan FIELDING																
1	1	3:37.229 B	1:26.399	1:20.926	49.904	165.2	3:37.229									
2	1	5:44.041	3:53.382	1:12.560	38.099	211.2	9:21.270									
3	1	2:31.046	44.259	1:08.923	37.864	257.4	11:52.316									
4	1	2:22.146	39.452	1:07.029	35.665	264.9	14:14.462									
5	1	2:15.252	38.835	1:01.973	<b>34.444</b>	265.6	16:29.714									
6	1	<b>2:14.519</b>	<b>38.547</b>	<b>1:01.360</b>	34.612	268.2	18:44.233									
7	1	<del>2:16.679</del>	38.560	<del>1:01.383</del>	36.736	268.2	21:00.912									
8	1	<del>2:21.550</del>	<del>40.683</del>	1:05.594	35.273	222.5	23:22.462									
9	1	2:27.465 B	38.813	1:03.463	45.189	267.6	25:49.927									
10	2	5:37.920 B	3:12.186	1:04.321	1:21.413	258.6	31:27.847									
11	2	<del>5:41.224</del>	3:56.832	<del>1:06.612</del>	37.780	79.4	37:09.071									
12	2	<b>3:49.701 B</b>	38.683	1:36.289	1:34.729	266.9	40:58.772									



# LE MANS CUP

## Michelin Le Mans Cup Spa-Francorchamps Round Free Practice 2



### Sector Analysis

Lap under Red Flag   Invalidated Lap   Personal Best   Session Best   B Crossing the pit lane

Lap	D	Time	Sector 1	Sector 2	Sector 3	T. Spd	Elapsed	Lap	D	Time	Sector 1	Sector 2	Sector 3	T. Spd	Elapsed
3	2	2:26.210	41.900	1:06.358	37.952	250.3	9:10.099	8	2	2:17.370	38.909	1:01.226	37.235	265.6	20:26.687
4	2	<del>2:20.461</del>	40.734	<del>1:03.924</del>	35.793	253.8	11:30.560	9	2	2:14.391	38.708	1:00.563	35.120	264.3	22:41.078
5	2	2:19.493	40.126	1:03.752	35.615	256.2	13:50.053	10	2	2:14.598	38.968	1:00.823	34.807	264.9	24:55.676
6	2	2:18.926	40.051	1:03.033	35.842	257.4	16:08.979	11	2	2:13.608	38.830	1:00.356	34.422	264.3	27:09.284
7	2	2:28.289 B	<b>39.922</b>	<b>1:02.980</b>	45.387	257.4	18:37.268	12	2	2:22.582 B	<b>38.691</b>	1:02.114	41.777	266.2	29:31.866
8	2	<del>4:11.966</del>	<del>2:30.775</del>	<del>1:05.386</del>	35.805	215.9	22:49.234	13	1	7:12.809	5:04.911	1:30.949	36.949	79.7	36:44.675
9	2	<b>2:18.811</b>	40.064	1:03.210	<b>35.537</b>	257.4	25:08.045	14	1	<b>3:20.650 B</b>	39.429	1:07.342	1:33.879	261.1	40:05.325
10	2	2:26.662 B	39.970	1:03.401	43.291	258.0	27:34.707								
11	2	9:27.414	7:31.094	1:18.086	38.234	79.7	37:02.121								
12	2	<b>3:44.707 B</b>	<del>39.859</del>	1:30.894	1:33.954	259.2	40:46.828								

58		GG Classics	Ligier JS P320 - Nissan LMP3												
		1. George NAKAS													
		2. Fraser ROSS													
1	1	5:07.700	3:12.236	1:15.359	40.105	191.8	5:07.700	1	1	3:31.692	1:35.672	1:14.819	41.201	183.4	3:31.692
2	1	2:27.020	42.452	1:07.161	37.407	229.6	7:34.720	2	1	2:28.121	43.265	1:06.659	38.197	249.7	5:59.813
3	1	2:23.282	40.778	1:06.307	36.197	259.2	9:58.002	3	1	2:24.613	42.110	1:05.903	36.600	256.8	8:24.426
4	1	2:22.335	40.443	1:04.683	37.209	264.9	12:20.337	4	1	2:21.441	40.624	1:04.151	36.666	259.2	10:45.867
5	1	2:23.613	41.385	1:05.768	36.460	251.4	14:43.950	5	1	2:19.387	40.303	1:03.650	35.434	259.2	13:05.254
6	1	<del>2:21.415</del>	40.824	<del>1:04.924</del>	<b>35.657</b>	251.4	17:05.365	6	1	2:17.790	39.722	<b>1:02.681</b>	35.387	263.0	15:23.044
7	1	<del>2:21.481</del>	40.442	<del>1:04.583</del>	36.456	257.4	19:26.846	7	1	2:20.940	41.289	1:04.429	35.222	255.6	17:43.984
8	1	<del>2:20.964</del>	<del>40.007</del>	1:05.116	35.841	261.7	21:47.810	8	1	2:20.775	42.089	1:03.144	35.542	255.0	20:04.759
9	1	<b>2:19.891</b>	<b>39.625</b>	1:04.384	35.882	264.3	24:07.701	9	1	2:19.098	39.525	1:03.672	35.901	264.3	22:23.857
10	1	2:21.433	39.719	1:05.750	35.964	263.0	26:29.134	10	1	<b>2:17.545</b>	<b>39.477</b>	1:02.973	<b>35.095</b>	264.9	24:41.402
11	1	<del>2:32.370 B</del>	39.970	<del>1:04.627</del>	47.773	262.4	29:01.504	11	1	2:29.061 B	39.790	1:04.024	45.247	263.6	27:10.463
12	2	7:01.372	4:03.018	2:06.345	52.009	80.6	36:02.876	12	2	5:34.476 B	2:28.684	1:31.768	1:34.024	256.8	32:44.939
13	2	<b>2:28.308</b>	41.290	<b>1:04.014</b>	43.004	228.6	38:31.184	13	2	5:12.557	3:29.738	1:02.757	40.062	244.6	37:57.496
								14	2	<b>5:01.011 B</b>	1:13.078	2:08.888	1:39.045	80.1	42:58.507

59		Team Virage	Ligier JS P320 - Nissan LMP3												
		1. Oscar BITTAR													
		2. Ricardo GRACIA FILHO													
1	2	4:17.493	2:28.662	1:10.076	38.755	205.6	4:17.493	1	2	2:39.243	52.411	1:09.302	37.530	217.2	2:39.243
2	2	2:21.144	41.835	1:04.005	35.304	249.7	6:38.637	2	2	2:26.263	41.152	1:04.705	40.406	251.4	5:05.506
3	2	2:14.919	38.976	1:01.313	34.630	264.3	8:53.556	3	2	2:16.492	39.417	1:02.228	34.847	263.0	7:21.998
4	2	<b>2:14.233</b>	38.821	<b>1:00.870</b>	<b>34.542</b>	264.9	11:07.789	4	2	2:17.296	39.068	1:01.848	36.380	265.6	9:39.294
5	2	<del>2:16.546</del>	<del>39.520</del>	1:02.232	34.794	260.5	13:24.335	5	2	2:16.283	38.822	1:02.350	35.111	267.6	11:55.577
6	2	2:16.766	40.144	1:01.957	34.665	256.8	15:41.101	6	2	<del>2:14.566</del>	38.757	<del>1:01.237</del>	<b>34.572</b>	266.2	14:10.143
7	2	2:14.933	38.815	1:01.361	34.757	266.2	17:56.034	7	2	2:14.835	<b>38.743</b>	1:01.312	34.780	266.2	16:24.978
8	2	2:26.340 B	<b>38.733</b>	1:02.968	44.639	267.6	20:22.374	8	2	<b>2:14.636</b>	<b>38.831</b>	<b>1:01.113</b>	34.692	265.6	18:39.614
9	1	4:16.307	2:36.633	1:03.515	36.159	256.8	24:38.681	9	2	2:29.044 B	38.878	1:01.598	48.568	265.6	21:08.658
10	1	<del>2:17.221</del>	39.621	<del>1:02.603</del>	34.997	265.6	26:55.902	10	1	4:43.149	3:05.218	1:02.638	35.293	258.6	25:51.807
11	1	2:17.286	39.249	1:02.937	35.100	266.2	29:13.188	11	1	2:15.698	39.143	1:01.745	34.810	264.3	28:07.505
12	1	3:51.258	39.049	1:46.661	1:25.548	267.6	33:04.446	12	1	2:29.832 B	39.080	1:03.038	47.714	264.3	30:37.337
13	1	3:41.769	1:41.138	1:25.049	35.582	80.3	36:46.215	13	1	5:34.786	2:53.500	2:05.048	36.238	79.6	36:12.123
14	1	<b>3:22.156 B</b>	39.067	1:07.859	1:35.230	264.9	40:08.371	14	1	<b>2:25.941 B</b>	39.276	1:02.378	44.287	261.7	38:38.064

62		Bretton Racing	Ligier JS P320 - Nissan LMP3												
		1. Ben STONE													
		2. Theodor JENSEN													
1	2	4:40.101	2:57.411	1:06.623	36.067	236.6	4:40.101	1	2	3:48.052	1:58.884	1:10.504	38.664	226.7	3:48.052
2	2	2:17.373	39.493	1:02.971	34.909	261.7	6:57.474	2	2	2:17.105	40.273	1:02.212	34.620	259.9	6:05.157
3	2	2:14.016	38.910	1:00.454	34.652	262.4	9:11.490	3	2	2:15.366	39.192	1:01.610	<b>34.564</b>	264.3	8:20.523
4	2	2:13.740	38.985	1:00.289	34.466	263.0	11:25.230	4	2	2:15.092	38.915	1:01.350	34.827	265.6	10:35.615
5	2	<b>2:13.386</b>	38.890	<b>1:00.169</b>	<b>34.327</b>	263.6	13:38.616	5	2	2:15.285	38.978	1:01.729	34.578	265.6	12:50.900
6	2	2:14.940	38.825	1:00.957	35.158	262.4	15:53.556	6	2	<b>2:14.602</b>	<b>38.912</b>	<b>1:00.724</b>	34.966	264.9	15:05.502
7	2	<del>2:15.761</del>	38.844	<del>1:02.481</del>	34.436	263.6	18:09.317	7	2	2:20.964 B	<b>38.816</b>	1:01.012	41.136	264.9	17:26.466
								8	1	4:33.022	2:53.288	1:03.688	36.046	244.6	21:59.488
								9	1	2:19.124	40.709	1:03.220	35.195	257.4	24:18.612


66		Rinaldi Racing	Ligier JS P320 - Nissan LMP3												
		1. Steve PARROW													
		2. Daniel KEILWITZ													
1	1	3:31.692	1:35.672	1:14.819	41.201	183.4	3:31.692	1	1	3:31.692	1:35.672	1:14.819	41.201	183.4	3:31.692
2	1	2:28.121	43.265	1:06.659	38.197	249.7	5:59.813	2	1	2:28.121	43.265	1:06.659	38.197	249.7	5:59.813
3	1	2:24.613	42.110	1:05.903	36.600	256.8	8:24.426	3	1	2:24.613	42.110	1:05.903	36.600	256.8	8:24.426
4	1	2:21.441	40.624	1:04.151	36.666	259.2	10:45.867	4	1	2:21.441	40.624	1:04.151	36.666	259.2	10:45.867
5	1	2:19.387	40.303	1:03.650	35.434	259.2	13:05.254	5	1	2:19.387	40.303	1:03.650	35.434	259.2	13:05.254
6	1	2:17.790	39.722	<b>1:02.681</b>	35.387	263.0	15:23.044	6	1	2:17.790	39.722	<b>1:02.681</b>	35.387	263.0	15:23.044
7	1	2:20.940	41.289	1:04.429	35.222	255.6	17:43.984	7	1	2:20.940	41.289	1:04.429	35.222	255.6	17:43.984
8	1	2:20.775	42.089	1:03.144	35.542	255.0	20:04.759	8	1	2:20.775	42.089	1:03.144	35.542	255.0	20:04.759
9	1	2:19.098	39.525	1:03.672	35.901	264.3	22:23.857	9	1	2:19.098	39.525	1:03.672	35.901	264.3	22:23.857
10	1	<b>2:17.545</b>	<b>39.477</b>	1:02.973	<b>35.095</b>	264.9	24:41.402	10	1	<b>2:17.545</b>	<b>39.477</b>	1:02.973	<b>35.095</b>	264.9	24:41.402
11	1	2:29.061 B	39.790	1:04.024	45.247	263.6	27:10.463	11	1	2:29.061 B	39.790	1:04.024	45.247	263.6	27:10.463
12	2	5:34.476 B	2:28.684	1:31.768	1:34.024	256.8	32:44.939	12	2	5:34.476 B	2:28.684	1:31.768	1:34.024	256.8	32:44.939
13	2	5:12.557	3:29.738	1:02.757	40.062	244.6	37:57.496	13	2	5:12.557	3:29.738	1:02.757	40.062	244.6	37:57.496
14	2	<b>5:01.011 B</b>	1:13.078	2:08.888	1:39.045	80.1	42:58.507	14	2	<b>5:01.011 B</b>	1:13.078	2:08.888	1:39.045	80.1	42:58.507

67		Haegeli by T2 Racing	Duqueine M30 - D08 - Nissan LMP3												
		1. Pieder DECURTINS													
		2. Samir BEN													
1	2	2:39.243	52.411	1:09.302	37.530	217.2	2:39.243	1	2	2:39.243	52.411	1:09.302	37.530	217.2	2:39.243
2	2	2:26.263	41.152	1:04.705	40.406	251.4	5:05.506	2	2	2:26.263	41.152	1:04.705	40.406	251.4	5:05.506
3	2	2:16.492	39.417	1:02.228	34.847	263.0	7:21.998	3	2	2:16.492	39.417	1:02.228	34.84		



# LE MANS CUP

## Michelin Le Mans Cup Spa-Francorchamps Round Free Practice 2




### Sector Analysis

Lap under Red Flag   Invalidated Lap   Personal Best   Session Best   B Crossing the pit lane

Lap	D	Time	Sector 1	Sector 2	Sector 3	T. Spd	Elapsed	Lap	D	Time	Sector 1	Sector 2	Sector 3	T. Spd	Elapsed															
10	1	2:17.535	39.471	1:02.984	35.080	261.7	26:36.147	5	2	<del>2:19.797</del>	<del>39.615</del>	<del>1:04.662</del>	35.520	261.1	15:01.343															
11	1	2:16.240	39.319	1:02.156	34.765	262.4	28:52.387	6	2	<del>2:19.884</del>	<del>39.592</del>	1:04.029	36.263	259.9	17:21.227															
12	1	3:27.652	39.262	1:21.979	1:26.411	261.7	32:20.039	7	2	2:20.568	40.691	1:04.395	35.482	241.3	19:41.795															
13	1	4:10.004	1:42.428	1:51.957	35.619	76.6	36:30.043	8	2	2:19.218	40.077	1:03.807	35.334	258.6	22:01.013															
14	1	<b>3:02.213 B</b>	39.899	1:03.129	1:19.185	261.7	39:32.256	9	2	2:29.525 B	40.233	1:05.839	43.453	258.0	24:30.538															
<b>73</b> Proton Huber Competition Porsche 911 GT3 R (992) 1. Jörg DREISOW GT3 2. Manuel LAUCK								10								1	<del>3:45.639</del>	2:04.019	1:05.653	<del>35.967</del>	252.6	28:16.177								
1								1	3:17.142	1:14.985	1:21.608	40.549	136.1	3:17.142	11								1	2:53.990	40.768	1:05.111	1:08.111	256.2	31:10.167	
2								1	2:30.673	43.069	1:10.035	37.569	251.4	5:47.815	12								1	4:49.189	1:41.137	2:08.079	59.973	80.1	35:59.356	
3								1	<b>2:24.501</b>	<b>41.358</b>	<b>1:06.503</b>	<b>36.640</b>	255.0	8:12.316	13								1	<del>2:28.120</del>	41.033	<del>1:05.715</del>	41.372	255.0	38:27.476	
4								1	<del>3:06.808 B</del>	<del>40.638</del>	1:06.786	<del>1:19.384</del>	256.2	11:19.124	<b>84</b> ANS Motorsport Ligier JS P320 - Nissan 1. Julien LEMOINE LMP3 2. Paul TROJANI															
<b>74</b> Kessel Racing Ferrari 296 GT3 1. Andrew GILBERT GT3 2. Fran RUEDA MATEOS								1								1	3:30.403 B	1:21.948	1:18.985	49.470	192.8	3:30.403								
1								2	2:54.160	1:03.748	1:13.048	37.364	210.8	2:54.160	2								1	<del>3:34.299</del>	1:51.841	1:06.500	<del>35.958</del>	249.7	7:04.702	
2								2	2:25.771	46.093	1:04.143	35.535	252.0	5:19.931	3								1	2:18.284	39.855	1:03.405	35.024	261.1	9:22.986	
3								2	2:17.449	39.439	1:03.026	34.984	261.1	7:37.380	4								1	2:18.193	39.258	1:04.080	34.855	265.6	11:41.179	
4								2	2:17.784	<b>39.418</b>	1:03.322	35.044	261.7	9:55.164	5								1	2:17.651	38.897	1:02.764	35.990	267.6	13:58.830	
5								2	<b>2:17.173</b>	39.448	<b>1:02.744</b>	<b>34.981</b>	261.1	12:12.337	6								1	2:16.910	39.159	1:02.814	34.937	268.9	16:15.740	
6								2	2:28.053 B	39.500	1:04.023	44.530	261.1	14:40.390	7								1	<b>2:16.258</b>	39.025	<b>1:02.369</b>	34.864	270.2	18:31.998	
7								1	4:54.496	3:09.248	1:07.464	37.784	253.2	19:34.886	8								1	<del>2:16.445</del>	38.927	<del>1:02.781</del>	<b>34.737</b>	268.9	20:48.443	
8								1	<del>2:25.666</del>	40.834	1:06.562	<del>38.270</del>	256.2	22:00.552	9								1	2:16.724	<b>38.861</b>	1:03.004	34.859	268.2	23:05.167	
9								1	<del>2:22.602</del>	<del>40.444</del>	<del>1:05.548</del>	36.610	258.6	24:23.154	10								1	<del>2:16.764</del>	39.066	<del>1:02.712</del>	34.986	267.6	25:21.931	
10								1	2:22.762	40.942	1:05.572	36.248	256.2	26:45.916	11								1	2:17.489	38.975	1:03.659	34.855	269.6	27:39.420	
11								1	<del>2:23.199</del>	<del>40.675</del>	1:05.527	36.997	256.2	29:09.115	12								1	8:19.336 B	38.928	6:11.052	1:29.356	266.2	35:58.756	
12								1	3:50.136	40.300	1:43.191	1:26.645	258.0	32:59.251	<b>85</b> R-race GP Duqueine M30 - D08 - Nissan 1. Fabien MICHAL LMP3 2. Hadrien DAVID															
13								1	3:51.898	1:42.554	1:30.966	38.378	79.8	36:51.149	1								1	2:33.508	43.082	1:12.718	37.708	210.0	2:33.508	
14								1	<del>3:36.782 B</del>	<del>40.794</del>	1:19.170	1:36.818	255.0	40:27.931	2								1	2:20.699	40.779	1:04.190	35.730	257.4	4:54.207	
<b>77</b> Team Thor Ligier JS P320 - Nissan 1. Audunn GUDMUNDSSON LMP3 2. Colin NOBLE								3								1	2:18.079	40.074	1:02.698	35.307	260.5	7:12.286								
1								2	2:35.244	52.467	1:06.491	36.286	228.1	2:35.244	4								1	2:17.602	40.807	1:02.124	34.671	262.4	9:29.888	
2								2	2:18.462	40.210	1:03.433	34.819	257.4	4:53.706	5								1	2:16.922	39.051	1:03.374	<b>34.497</b>	267.6	11:46.810	
3								2	<del>2:15.991</del>	38.817	<del>1:02.652</del>	34.522	264.3	7:09.697	6								1	2:15.158	<b>38.878</b>	1:01.585	34.695	267.6	14:01.968	
4								2	<del>2:13.715</del>	38.745	<del>1:00.684</del>	<b>34.286</b>	265.6	9:23.412	7								1	2:17.452	39.235	1:02.917	35.300	267.6	16:19.420	
5								2	<del>2:15.506</del>	<del>39.008</del>	1:01.631	34.867	267.6	11:38.918	8								1	<b>2:15.135</b>	39.169	<b>1:01.308</b>	34.658	264.9	18:34.555	
6								2	<b>2:13.144</b>	38.539	<b>1:00.296</b>	34.309	265.6	13:52.062	9								1	2:15.494	39.006	1:01.625	34.863	266.9	20:50.049	
7								2	2:22.247 B	<b>38.534</b>	1:02.854	40.859	266.9	16:14.309	10								1	2:15.760	39.030	1:02.015	34.715	265.6	23:05.809	
8								1	4:59.851	3:17.924	1:03.977	37.950	255.6	21:14.160	11								1	2:16.682	39.637	1:01.992	35.053	262.4	25:22.491	
9								1	2:15.401	38.798	1:01.781	34.822	263.6	23:29.561	12								1	2:23.632 B	39.053	1:03.609	40.970	266.9	27:46.123	
10								1	<del>2:15.603</del>	38.857	<del>1:01.912</del>	34.834	263.6	25:45.164	13								2	8:09.090 B	4:34.296	2:07.719	1:27.075	79.0	35:55.213	
11								1	2:15.332	38.818	1:01.806	34.708	264.3	28:00.496	14								2	<b>3:32.400 B</b>	1:11.602	1:02.859	1:17.939	259.2	39:27.613	
12								1	2:26.927	39.068	1:06.607	41.252	240.8	30:27.423	<b>87</b> COOL Racing Ligier JS P320 - Nissan 1. James SWEETNAM LMP3 2. Adrien CLOSMENIL															
13								1	5:15.582	1:41.872	2:08.358	1:25.352	79.7	35:43.005	1								2	2:58.600	1:08.876	1:11.040	38.684	195.9	2:58.600	
14								1	2:28.637 B	40.961	1:03.042	44.634	255.0	38:11.642	2								2	2:17.852	40.258	1:02.933	34.661	254.4	5:16.452	
<b>83</b> Iron Dames Lamborghini Huracan GT3 EVO2 1. Celia MARTIN GT3 2. Karen GAILLARD								3								2	<del>2:16.161</del>	40.401	<del>1:01.186</del>	34.574	259.2	7:32.613								
1								2	3:05.039 B	59.316	1:16.300	49.423	170.9	3:05.039	4								2	2:14.467	38.542	1:01.539	34.386	266.9	9:47.080	
2								2	4:58.790	3:14.691	1:07.879	36.220	241.3	8:03.829	5								2	<b>2:13.598</b>	38.516	<b>1:00.888</b>	<b>34.194</b>	268.2	12:00.678	
3								2	2:19.342	39.956	1:04.144	35.242	258.0	10:23.171	6								2	2:14.801	<b>38.472</b>	1:01.557	34.772	268.9	14:15.479	
4								2	<b>2:18.375</b>	<b>39.490</b>	<b>1:03.686</b>	<b>35.199</b>	259.9	12:41.546	7								2	2:15.669	38.967	1:01.984	34.718	266.2	16:31.148	
																8								2	2:15.646	38.494	1:01.043	36.109	268.2	18:46.794
																9								2	2:14.366	38.480	1:01.086	34.800	267.6	21:01.160

# LE MANS CUP



## Michelin Le Mans Cup Spa-Francorchamps Round Free Practice 2

### Sector Analysis

Lap under Red Flag   Invalidated Lap   Personal Best   Session Best   Crossing the pit lane

Lap	D	Time	Sector 1	Sector 2	Sector 3	T. Spd	Elapsed	Lap	D	Time	Sector 1	Sector 2	Sector 3	T. Spd	Elapsed
10	2	4:02.658 <b>B</b>	38.649	1:01.206	2:22.803	266.9	25:03.818	13	1	7:59.644 <b>B</b>	6:00.768	1:10.562	48.314	192.1	37:41.547
11	1	2:39.533	54.624	1:07.514	37.395	257.4	27:43.351	<b>97</b> <b>COOL Racing</b> <span style="float:right">Ligier JS P320 - Nissan LMP3</span>							
12	1	2:19.224	39.190	1:04.517	35.517	263.6	30:02.575	1.Adrien CHILA							
13	1	5:08.607	1:32.284	2:06.902	1:29.421	78.6	35:11.182	2.David DROUX							
14	1	2:35.028	52.235	1:04.311	38.482	256.2	37:46.210	1	2	5:29.322	3:45.479	1:07.534	36.309	183.4	5:29.322
15	1	<b>4:52.888 <b>B</b></b>	59.530	2:09.515	1:43.843	78.4	42:39.098	2	2	<del>2:17.015</del>	39.526	<del>1:02.789</del>	34.700	252.6	7:46.337
<b>88</b> <b>AF Corse</b> <span style="float:right">Ferrari 296 GT3 GT3</span>															
1.Custodio TOLEDO															
2.Riccardo AGOSTINI															
1	2	3:38.088 <b>B</b>	1:40.595	1:10.987	46.506	194.2	3:38.088	3	2	<b>2:15.207</b>	38.973	<b>1:01.647</b>	<b>34.587</b>	263.6	10:01.544
2	2	4:51.896	3:11.003	1:04.788	36.105	249.1	8:29.984	4	2	<del>2:16.854</del>	38.962	<del>1:01.743</del>	36.149	264.9	12:18.398
3	2	2:18.678	40.054	1:03.270	35.354	258.0	10:48.662	5	2	<del>2:14.450</del>	38.922	<del>1:00.926</del>	34.602	264.9	14:32.848
4	2	<del>2:20.283</del>	<del>39.705</del>	1:03.139	37.439	259.9	13:08.945	6	2	2:25.945 <b>B</b>	<b>38.875</b>	1:01.648	45.422	265.6	16:58.793
5	2	<b>2:17.842</b>	39.617	<b>1:02.966</b>	<b>35.259</b>	259.9	15:26.787	7	1	4:43.692	3:04.956	1:03.282	35.454	259.2	21:42.485
6	2	2:21.046	39.644	1:04.326	37.076	260.5	17:47.833	8	1	2:16.684	39.316	1:02.544	34.824	262.4	23:59.169
7	2	2:19.415	39.589	1:03.492	36.334	260.5	20:07.248	9	1	2:18.523	39.743	1:03.197	35.583	263.6	26:17.692
8	2	2:24.205 <b>B</b>	<b>39.520</b>	1:03.399	41.286	260.5	22:31.453	10	1	<del>2:16.749</del>	39.077	<del>1:02.885</del>	34.787	263.6	28:34.441
9	1	4:57.906	3:07.369	1:12.079	38.458	252.0	27:29.359	11	1	3:16.388 <b>B</b>	39.036	1:04.411	1:32.941	264.3	31:50.829
10	1	2:22.400	40.563	1:05.324	36.513	255.6	29:51.759	12	1	5:10.633	3:18.503	1:15.704	36.426	78.7	37:01.462
11	1	4:39.047	1:03.769	2:08.963	1:26.315	79.6	34:30.806	13	1	<b>3:47.715 <b>B</b></b>	39.001	1:30.209	1:38.505	265.6	40:49.177
12	1	3:03.250	1:18.256	1:08.227	36.767	237.6	37:34.056	<b>99</b> <b>More Motorsport</b> <span style="float:right">Ligier JS P320 - Nissan LMP3</span>							
13	1	<b>4:16.661 <b>B</b></b>	40.744	2:02.285	1:33.632	251.4	41:50.717	1.Mark VAN DER SNEEL							
							2.Max VAN DER SNEEL JR.								
<b>91</b> <b>Blackthorn</b> <span style="float:right">Aston Martin Vantage GT3 EVO GT3</span>															
1.Claude BOVET															
2.Darren TURNER															
1	2	4:38.489	2:51.555	1:10.119	36.815	203.3	4:38.489	1	1	2:33.225	37.890	1:15.695	39.640	173.1	2:33.225
2	2	2:22.649	40.669	1:05.469	36.511	254.4	7:01.138	2	1	2:25.334	42.378	1:06.485	36.471	189.8	4:58.559
3	2	2:19.191	40.407	1:03.461	35.323	261.7	9:20.329	3	1	<del>2:20.432</del>	<del>40.609</del>	1:04.473	35.350	256.2	7:18.991
4	2	2:19.247	39.944	1:03.284	36.019	260.5	11:39.576	4	1	2:19.074	39.958	1:03.551	35.565	261.1	9:38.065
5	2	2:20.514	39.758	<b>1:03.206</b>	37.550	262.4	14:00.090	5	1	<del>2:18.070</del>	39.417	1:02.439	<del>36.214</del>	260.5	11:56.135
6	2	2:27.450 <b>B</b>	40.124	1:03.640	43.686	264.9	16:27.540	6	1	<del>2:19.037</del>	<del>39.501</del>	<del>1:03.939</del>	35.597	261.7	14:15.172
7	2	4:50.663	3:10.401	1:04.675	35.587	258.6	21:18.203	7	1	2:17.832	39.343	1:03.404	35.085	260.5	16:33.004
8	2	2:18.483	39.486	1:03.498	35.499	259.2	23:36.686	8	1	<b>2:16.258</b>	<b>39.249</b>	<b>1:02.047</b>	<b>34.962</b>	260.5	18:49.262
9	2	<b>2:18.214</b>	39.370	1:03.586	<b>35.258</b>	264.3	25:54.900	9	1	2:16.750	39.328	1:02.343	35.079	259.9	21:06.012
10	2	2:18.300	<b>39.284</b>	1:03.599	35.417	263.6	28:13.200	10	1	2:19.373	39.366	1:02.687	37.320	260.5	23:25.385
11	2	2:40.000 <b>B</b>	39.317	1:04.635	56.048	263.6	30:53.200	11	1	2:17.467	39.425	1:02.902	35.140	259.9	25:42.852
12	1	<del>6:04.178</del>	4:03.032	1:23.843	<del>37.303</del>	79.8	36:57.378	12	1	<del>2:16.870</del>	39.488	<del>1:02.223</del>	35.159	259.9	27:59.722
13	1	<b>6:05.819 <b>B</b></b>	<del>41.472</del>	3:49.569	1:34.778	255.0	43:03.197	13	1	2:30.093 <b>B</b>	39.359	1:05.090	45.644	260.5	30:29.815
<b>92</b> <b>Herberth Motorsport</b> <span style="float:right">Porsche 911 GT3 R (992) GT3</span>															
1.Scott NOBLE															
2.Jason HART															
1	1	3:13.846	1:11.626	1:18.997	43.223	141.8	3:13.846	14	2	6:34.697	4:42.821	1:13.326	38.550	79.1	37:04.512
2	1	<del>2:28.012</del>	42.883	1:08.038	<del>37.091</del>	250.3	5:41.858	15	2	<b>3:46.873 <b>B</b></b>	39.328	1:35.847	1:31.698	260.5	40:51.385
3	1	2:24.085	41.806	1:05.474	36.805	251.4	8:05.943								
4	1	2:24.000	41.263	1:05.858	36.879	254.4	10:29.943								
5	1	2:23.933	41.088	1:06.206	<b>36.639</b>	253.8	12:53.876								
6	1	<b>2:22.449</b>	40.915	1:04.810	36.724	254.4	15:16.325								
7	1	<del>2:22.890</del>	41.004	1:05.267	<del>36.619</del>	253.8	17:39.215								
8	1	<del>2:22.321</del>	41.091	1:04.907	<del>36.323</del>	252.6	20:01.536								
9	1	<del>2:23.343</del>	40.974	1:05.077	<del>37.292</del>	253.2	22:24.879								
10	1	<del>2:22.535</del>	41.216	1:04.950	<del>36.369</del>	254.4	24:47.414								
11	1	<del>2:22.438</del>	<del>40.935</del>	<b>1:04.745</b>	36.758	255.6	27:09.852								
12	1	<del>2:32.051 <b>B</b></del>	<b>40.805</b>	1:05.027	<del>46.219</del>	255.6	29:41.903								