




LE MANS CUP

Michelin Le Mans Cup Spa-Francorchamps Round Race




Sector Analysis

Lap under Red Flag							Invalidated Lap		Personal Best	Session Best	B Crossing the pit lane					
Lap	D	Time	Sector 1	Sector 2	Sector 3	T. Spd	Elapsed	Lap	D	Time	Sector 1	Sector 2	Sector 3	T. Spd	Elapsed	
2 CD Sport 1. Shahan SARKISSIAN 2. Willyam GOSSELIN							Ligier JS P320 - Nissan LMP3		16	1	2:19.666	40.092	1:04.042	35.532	261.1	46:48.765
1	1	4:17.483	59.589	1:46.945	1:30.949	126.4	4:17.483	17	1	2:19.111	39.864	1:03.926	35.321	263.0	49:07.876	
2	1	4:06.904	B 54.221	1:22.593	1:50.090	239.2	8:24.387	18	1	2:26.078	B 40.125	1:03.498	42.455	261.7	51:33.954	
3	1	5:03.448	B 1:19.710	2:03.741	1:39.997		13:27.835	19	2	4:51.359	3:13.842	1:02.558	34.959	256.2	56:25.313	
4	1	4:27.036	B 1:17.884	1:30.809	1:38.343		17:54.871	20	2	2:15.204	39.355	1:01.227	34.622	261.7	58:40.517	
5	1	3:19.552	1:15.372	1:17.844	46.336	130.1	21:14.423	21	2	2:15.018	39.405	1:00.996	34.617	262.4	1:00:55.535	
6	1	2:23.381	40.726	1:05.455	37.200	258.6	23:37.804	22	2	2:14.535	39.031	1:00.710	34.794	263.0	1:03:10.070	
7	1	2:21.744	39.770	1:05.376	36.598	233.0	25:59.548	23	2	2:14.739	39.070	1:01.006	34.663	264.9	1:05:24.809	
8	1	2:19.335	40.887	1:03.200	35.248	258.6	28:18.883	24	2	2:14.626	39.065	1:00.882	34.679	264.3	1:07:39.435	
9	1	2:17.180	39.262	1:03.014	34.904	262.4	30:36.063	25	2	2:14.904	39.191	1:01.086	34.627	263.6	1:09:54.339	
10	1	2:19.425	39.116	1:03.612	36.697	264.9	32:55.488	26	2	2:15.206	39.316	1:01.117	34.773	263.0	1:12:09.545	
11	1	2:19.827	40.078	1:04.084	35.665	259.2	35:15.315	27	2	2:15.424	39.042	1:01.726	34.656	263.6	1:14:24.969	
12	1	2:20.230	39.808	1:04.643	35.779	261.1	37:35.545	28	2	2:31.266	40.117	1:07.489	43.660	236.6	1:16:56.235	
13	1	2:19.547	39.769	1:04.321	35.457	259.2	39:55.092	29	2	4:44.070	1:27.378	2:06.166	1:10.526		1:21:40.305	
14	1	2:18.824	39.659	1:03.764	35.401	257.4	42:13.916	30	2	4:32.777	1:34.089	1:49.285	1:09.403		1:26:13.082	
15	1	2:18.596	39.822	1:03.519	35.255	257.4	44:32.512	31	2	2:44.455	1:02.615	1:05.218	36.622	185.5	1:28:57.537	
16	1	2:17.921	39.455	1:03.301	35.165	259.2	46:50.433	32	2	2:19.354	38.946	1:03.840	36.568	263.6	1:31:16.891	
17	1	2:18.823	40.125	1:03.539	35.159	258.0	49:09.256	33	2	2:25.450	40.289	1:08.654	36.507	236.6	1:33:42.341	
18	1	2:18.397	39.378	1:03.316	35.703	261.1	51:27.653	34	2	2:18.880	39.470	1:04.599	34.811	257.4	1:36:01.221	
19	1	2:18.670	39.437	1:03.775	35.458	258.6	53:46.323	35	2	3:50.008	46.901	1:34.499	1:28.608	213.7	1:39:51.229	
20	2	10:01.747	B 39.618	1:04.457	8:17.672	259.2	1:03:48.070	36	2	4:32.491	1:27.704	1:50.623	1:14.164		1:44:23.720	
21	2	2:16.366	39.776	1:01.898	34.692	261.7	1:06:04.436	37	2	2:49.599	47.173	1:12.316	50.110	222.0	1:47:13.319	
22	2	2:16.412	39.283	1:02.470	34.659	263.6	1:08:20.848	38	2	2:20.929	40.123	1:05.594	35.212	255.0	1:49:34.248	
23	2	2:15.255	39.201	1:01.376	34.678	265.6	1:10:36.103	39	2	2:18.245	39.956	1:03.555	34.734	261.1	1:51:52.493	
24	2	2:15.435	39.121	1:01.517	34.797	266.2	1:12:51.538									
25	2	2:16.602	39.219	1:02.420	34.963	256.2	1:15:08.140									
26	2	2:19.646	40.122	1:04.502	35.022	235.6	1:17:27.786									
27	2	4:20.261	1:07.011	2:01.967	1:11.283		1:21:48.047									
28	2	4:30.986	1:34.757	1:46.579	1:09.650		1:26:19.033									
29	2	2:47.636	1:05.633	1:05.240	36.763	150.9	1:29:06.669									
30	2	2:23.159	39.354	1:08.272	35.533	261.1	1:31:29.828									
31	2	2:17.993	39.152	1:03.306	35.535	264.9	1:33:47.821									
32	2	2:28.112	B 38.917	1:05.574	43.621	268.2	1:36:15.933									
6 ANS Motorsport 1. Eric DE DONCKER 2. Nicolas SCHATZ							Ligier JS P320 - Nissan LMP3		1	1	4:21.110	1:20.417	1:37.759	1:22.934	132.0	4:21.110
2	1	3:36.654	B 45.374	1:14.343	1:36.937	252.6	7:57.764									
3	1	4:59.723	B 1:29.884	2:03.803	1:26.036		12:57.487									
4	1	4:25.997	B 1:30.773	1:33.257	1:21.967	130.2	17:23.484									
5	1	3:40.413	1:25.037	1:24.728	50.648	156.4	21:03.897									
6	1	2:20.888	41.125	1:04.219	35.544	256.8	23:24.785									
7	1	2:19.654	40.645	1:03.694	35.315	258.0	25:44.439									
8	1	2:19.900	40.390	1:04.035	35.475	252.0	28:04.339									
9	1	2:20.022	40.277	1:04.203	35.542	239.2	30:24.361									
10	1	2:19.701	40.011	1:03.829	35.861	261.7	32:44.062									
11	1	2:20.672	40.370	1:04.488	35.814	258.6	35:04.734									
12	1	2:23.016	40.227	1:05.818	36.971	255.6	37:27.750									
13	1	2:20.366	40.432	1:04.391	35.543	262.4	39:48.116									
14	1	2:20.743	40.071	1:04.611	36.061	258.0	42:08.859									
15	1	2:20.240	40.174	1:04.410	35.656	260.5	44:29.099									
7 Nielsen Racing 1. Anthony WELLS 2. Wayne BOYD							Ligier JS P320 - Nissan LMP3		1	1	4:17.073	58.218	1:47.720	1:31.135	124.8	4:17.073
10 Racing Spirit of Leman 1. Christophe LAPIERRE 2. Marius FOSSARD							Ligier JS P320 - Nissan LMP3		1	1	4:19.538	1:13.780	1:40.114	1:25.644		4:19.538
2	1	3:25.046	B 42.834	1:11.997	1:30.215	259.9	7:44.584									
3	1	4:59.780	B 1:32.183	2:06.368	1:21.229		12:44.364									
4	1	4:26.273	B 1:30.287	1:37.916	1:18.070		17:10.637									
5	1	3:46.080	1:24.997	1:29.505	51.578		20:56.717									
6	1	2:17.648	39.987	1:03.004	34.657	262.4	23:14.365									
7	1	2:16.761	39.285	1:02.730	34.746	263.6	25:31.126									
8	1	2:16.883	39.220	1:02.880	34.783	264.3	27:48.009									
9	1	2:17.741	39.230	1:03.069	35.442	261.7	30:05.750									
10	1	2:16.598	39.201	1:02.593	34.804	264.3	32:22.348									
11	1	2:16.822	39.145	1:02.871	34.806	264.3	34:39.170									
12	1	2:16.413	39.021	1:02.741	34.651	264.9	36:55.583									
13	1	2:16.389	39.061	1:02.605	34.723	267.6	39:11.972									
14	1	2:16.144	38.956	1:02.563	34.625	262.4	41:28.116									
15	1	2:16.223	39.007	1:02.627	34.589	263.6	43:44.339									
16	1	2:16.839	39.052	1:02.869	34.918	264.9	46:01.178									
17	1	2:17.089	39.055	1:03.251	34.783	266.9	48:18.267									
18	1	2:16.464	38.917	1:02.704	34.843	268.2	50:34.731									
19	1	2:17.534	39.011	1:03.005	35.518	266.9	52:52.265									
20	1	2:24.639	B 39.266	1:03.682	41.691	264.9	55:16.904									
21	2	4:49.837	3:12.430	1:02.443	34.964	250.8	1:00:06.741									
22	2	2:14.711	38.901	1:01.477	34.333	267.6	1:02:21.452									



LE MANS CUP




Michelin Le Mans Cup Spa-Francorchamps Round Race

Sector Analysis

Lap under Red Flag												Invalidated Lap	Personal Best	Session Best	B Crossing the pit lane
Lap	D	Time	Sector 1	Sector 2	Sector 3	T. Spd	Elapsed	Lap	D	Time	Sector 1	Sector 2	Sector 3	T. Spd	Elapsed
23	2	2:13.913	38.809	1:00.762	34.342	264.9	1:04:35.365	34	2	2:23.006	40.195	1:06.553	36.258	260.5	1:36:07.239
24	2	2:16.276	38.903	1:01.568	35.805	266.9	1:06:51.641	35	2	3:50.109	47.909	1:32.636	1:29.564	191.8	1:39:57.348
25	2	2:15.908	38.854	1:02.067	34.987	266.2	1:09:07.549	36	2	4:31.788	1:28.422	1:48.833	1:14.533		1:44:29.136
26	2	2:15.385	38.834	1:02.047	34.504	267.6	1:11:22.934	37	2	2:48.595	47.233	1:10.768	50.594	228.1	1:47:17.731
27	2	2:16.747	38.751	1:02.839	35.157	271.6	1:13:39.681	38	2	2:23.361	40.470	1:06.219	36.672	263.0	1:49:41.092
28	2	2:51.940	38.884	1:13.849	59.207	266.2	1:16:31.621	39	2	2:24.225	39.507	1:07.933	36.785	255.6	1:52:05.317
29	2	4:48.830	1:30.255	2:07.742	1:10.833		1:21:20.451	12 Kessel Racing Ferrari 296 GT3							
30	2	4:31.353	1:27.524	1:57.431	1:06.398		1:25:51.804	1.Frederic JOUSSET GT3							
31	2	2:51.926	54.620	1:15.707	41.599	197.7	1:28:43.730	2.David Cleto FUMANELLI							
32	2	2:22.310	39.415	1:02.311	40.584	263.0	1:31:06.040	1	1	4:28.752	1:40.236	1:31.675	1:16.841	166.7	4:28.752
33	2	2:33.326	51.158	1:07.093	35.075	246.8	1:33:39.366	2	1	4:16.761	45.440	1:25.768	2:05.553	246.8	8:45.513
34	2	2:18.341	38.701	1:03.767	35.873	268.9	1:35:57.707	3	1	4:55.490	1:05.724	2:02.685	1:47.081	136.1	13:41.003
35	2	3:50.067	45.176	1:36.036	1:28.855	218.9	1:39:47.774	4	1	4:27.918	1:13.164	1:28.845	1:45.909		18:08.921
36	2	4:31.893	1:25.532	1:53.059	1:13.302		1:44:19.667	5	1	3:10.415	1:15.816	1:12.198	42.401	155.0	21:19.336
37	2	2:51.879	46.705	1:15.030	50.144	205.6	1:47:11.546	6	1	2:32.071	43.117	1:09.661	39.293	219.4	23:51.407
38	2	2:17.177	39.417	1:02.326	35.434	265.6	1:49:28.723	7	1	2:27.548	43.220	1:07.272	37.056	245.2	26:18.955
39	2	2:17.988	39.201	1:03.262	35.525	267.6	1:51:46.711	8	1	2:26.448	42.357	1:07.142	36.949	250.8	28:45.403
11 CD Sport Ligier JS P320 - Nissan															
1.Christian SHORT LMP3															
2.Franck CHAPPARD															
1	1	4:20.502	1:17.643	1:39.053	1:23.806		4:20.502	9	1	2:28.742	42.863	1:08.390	37.489	248.5	31:14.145
2	1	3:44.483	46.828	1:18.173	1:39.482	253.2	8:04.985	10	1	2:26.608	43.123	1:06.557	36.928	249.7	33:40.753
3	1	5:03.369	1:28.314	2:03.703	1:31.352		13:08.354	11	1	2:25.652	42.700	1:05.916	37.036	248.5	36:06.405
4	1	4:25.918	1:27.232	1:31.330	1:27.356		17:34.272	12	1	2:26.649	41.909	1:07.044	37.696	252.6	38:33.054
5	1	3:34.266	1:21.977	1:23.171	49.118	144.9	21:08.538	13	1	2:26.485	41.649	1:07.342	37.494	252.6	40:59.539
6	1	2:24.091	40.198	1:06.124	37.769	260.5	23:32.629	14	1	2:25.809	42.352	1:06.477	36.980	250.8	43:25.348
7	1	2:19.107	39.745	1:03.630	35.732	263.6	25:51.736	15	1	2:32.466	42.030	1:06.228	44.208	251.4	45:57.814
8	1	2:18.092	39.530	1:03.382	35.180	261.7	28:09.828	16	2	4:54.957	3:12.101	1:06.629	36.227	246.8	50:52.771
9	1	2:17.561	39.375	1:03.082	35.104	264.9	30:27.389	17	2	2:21.661	41.526	1:04.198	35.937	250.3	53:14.432
10	1	2:18.709	39.203	1:04.109	35.397	266.9	32:46.098	18	2	2:20.757	41.055	1:03.800	35.902	255.0	55:35.189
11	1	2:19.403	39.206	1:04.001	36.196	264.9	35:05.501	19	2	2:20.367	40.991	1:03.658	35.718	255.0	57:55.556
12	1	2:18.653	39.271	1:03.877	35.505	264.9	37:24.154	20	2	2:20.016	40.822	1:03.390	35.804	256.2	1:00:15.572
13	1	2:18.724	39.317	1:03.816	35.591	264.9	39:42.878	21	2	2:20.597	40.475	1:03.976	36.146	257.4	1:02:36.169
14	1	2:19.397	39.427	1:04.443	35.527	262.4	42:02.275	22	2	2:20.366	40.903	1:03.805	35.658	257.4	1:04:56.535
15	1	2:18.408	39.662	1:03.347	35.399	263.6	44:20.683	23	2	2:19.989	40.618	1:03.369	36.002	256.2	1:07:16.524
16	1	2:20.331	40.126	1:04.670	35.535	260.5	46:41.014	24	2	2:23.776	40.698	1:05.988	37.090	257.4	1:09:40.300
17	1	2:37.827	49.770	1:04.982	43.075	226.2	49:18.841	25	2	2:20.149	40.467	1:03.710	35.972	258.0	1:12:00.449
18	2	4:49.232	3:11.679	1:02.905	34.648	253.8	54:08.073	26	2	2:20.670	40.746	1:03.812	36.112	258.0	1:14:21.119
19	2	2:17.539	40.019	1:02.742	34.778	253.8	56:25.612	27	2	2:33.350	42.033	1:08.127	43.190	241.3	1:16:54.469
20	2	2:16.282	39.266	1:02.297	34.719	255.6	58:41.894	28	2	4:43.596	1:26.461	2:06.154	1:10.981		1:21:38.065
21	2	2:15.611	38.878	1:02.052	34.681	266.2	1:00:57.505	29	2	4:32.725	1:33.765	1:49.764	1:09.196		1:26:10.790
22	2	2:16.142	38.949	1:02.174	35.019	267.6	1:03:13.647	30	2	2:44.741	1:00.093	1:08.576	36.072	123.0	1:28:55.531
23	2	2:16.171	38.923	1:02.316	34.932	268.9	1:05:29.818	31	2	2:22.258	40.530	1:05.034	36.694	259.2	1:31:17.789
24	2	2:16.756	39.116	1:02.619	35.021	266.2	1:07:46.574	32	2	2:25.766	40.567	1:07.945	37.254	263.0	1:33:43.555
25	2	2:23.565	39.241	1:02.462	41.862	264.9	1:10:10.139	33	2	2:23.118	40.638	1:05.796	36.684	260.5	1:36:06.673
26	2	2:30.227	52.598	1:02.833	34.796	262.4	1:12:40.366	34	2	3:49.829	47.660	1:32.882	1:29.287	179.7	1:39:56.502
27	2	2:17.388	39.031	1:03.337	35.020	266.9	1:14:57.754	35	2	4:31.991	1:28.303	1:48.857	1:14.831	120.5	1:44:28.493
28	2	2:21.612	40.438	1:04.438	36.736	235.6	1:17:19.366	36	2	2:48.672	46.941	1:11.242	50.489	208.4	1:47:17.165
29	2	4:28.058	1:14.666	2:02.166	1:11.226	120.8	1:21:47.424	37	2	2:27.320	41.243	1:09.965	36.112	258.6	1:49:44.485
30	2	4:31.108	1:34.463	1:46.954	1:09.691		1:26:18.532	38	2	2:22.097	40.574	1:05.465	36.058	259.2	1:52:06.582
31	2	2:46.583	1:05.600	1:05.217	35.766	159.1	1:29:05.115	13 MRacing Ligier JS P320 - Nissan							
32	2	2:19.143	38.810	1:05.215	35.118	265.6	1:31:24.258	1.Romano RICCI LMP3							
33	2	2:19.975	38.945	1:04.854	36.176	237.6	1:33:44.233	2.Alexandre COUGNAUD							
								1	1	4:18.115	1:04.606	1:44.622	1:28.887	159.6	4:18.115
								2	1	3:22.618	42.534	1:12.801	1:27.283	261.1	7:40.733
								3	1	4:59.737	1:34.465	2:06.732	1:18.540		12:40.470

LE MANS CUP



Michelin Le Mans Cup Spa-Francorchamps Round Race

Sector Analysis


Lap under Red Flag Invalidated Lap Personal Best Session Best Crossing the pit lane

Lap	D	Time	Sector 1	Sector 2	Sector 3	T. Spd	Elapsed	Lap	D	Time	Sector 1	Sector 2	Sector 3	T. Spd	Elapsed		
4	1	4:26.404 B	1:32.576	1:38.404	1:15.424		17:06.874	15	1	2:23.233	40.813	1:05.707	36.713	256.2	45:20.289		
5	1	3:47.886	1:27.433	1:29.860	50.593		20:54.760	16	1	2:23.308	40.709	1:05.791	36.808	255.6	47:43.597		
6	1	2:17.853	40.479	1:02.730	34.644	258.6	23:12.613	17	1	2:31.362 B	41.119	1:05.658	44.585	255.6	50:14.959		
7	1	2:16.296	39.397	1:02.344	34.555	261.7	25:28.909	18	2	4:52.012	3:11.373	1:05.066	35.573	249.1	55:06.971		
8	1	2:16.300	39.169	1:02.268	34.863	261.7	27:45.209	19	2	2:19.136	40.048	1:03.577	35.511	261.1	57:26.107		
9	1	2:16.255	39.187	1:02.179	34.889	259.9	30:01.464	20	2	2:18.590	39.869	1:03.151	35.570	263.0	59:44.697		
10	1	2:15.958	39.102	1:02.268	34.588	262.4	32:17.422	21	2	2:21.403	40.189	1:04.998	36.216	261.1	1:02:06.100		
11	1	2:16.503	39.184	1:02.510	34.809	263.0	34:33.925	22	2	2:21.450	39.872	1:05.417	36.161	262.4	1:04:27.550		
12	1	2:17.622	39.064	1:02.711	35.847	263.0	36:51.547	23	2	2:20.722	40.753	1:04.525	35.444	259.2	1:06:48.272		
13	1	2:17.274	39.207	1:03.140	34.927	263.0	39:08.821	24	2	2:20.026	39.996	1:04.146	35.884	261.1	1:09:08.298		
14	1	2:17.231	39.106	1:03.067	35.058	260.5	41:26.052	25	2	2:19.413	40.020	1:03.795	35.598	261.1	1:11:27.711		
15	1	2:16.167	39.203	1:02.299	34.665	261.7	43:42.219	26	2	2:19.622	39.876	1:03.805	35.941	261.7	1:13:47.333		
16	1	2:17.201	39.356	1:02.969	34.876	264.3	45:59.420	27	2	2:47.905	39.930	1:11.375	56.600	250.8	1:16:35.238		
17	1	2:17.497	39.118	1:03.344	35.035	264.3	48:16.917	28	2	4:49.364	1:30.547	2:07.883	1:10.934		1:21:24.602		
18	1	2:16.833	39.166	1:02.813	34.854	264.3	50:33.750	29	2	4:31.395	1:28.456	1:55.530	1:07.409		1:25:55.997		
19	1	2:23.774 B	39.294	1:03.057	41.423	264.3	52:57.524	30	2	2:49.499	54.893	1:13.593	41.013	190.8	1:28:45.496		
20	2	4:50.032	3:12.830	1:02.597	34.605	260.5	57:47.556	31	2	2:23.472	40.291	1:06.055	37.126	258.6	1:31:08.968		
21	2	2:15.339	38.896	1:01.938	34.505	266.2	1:00:02.895	32	2	2:22.043	40.149	1:05.923	35.971	262.4	1:33:31.011		
22	2	2:14.355	38.863	1:01.050	34.442	263.6	1:02:17.250	33	2	2:28.179	40.113	1:11.227	36.839	259.2	1:35:59.190		
23	2	2:14.555	38.789	1:01.230	34.536	264.3	1:04:31.805	34	2	3:51.209	47.177	1:35.405	1:28.627	213.3	1:39:50.399		
24	2	2:17.849	38.732	1:04.377	34.740	268.9	1:06:49.654	35	2	4:32.215	1:27.294	1:51.061	1:13.860		1:44:22.614		
25	2	2:17.362	38.903	1:02.846	35.613	264.9	1:09:07.016	36	2	2:50.254	46.744	1:13.379	50.131	223.0	1:47:12.868		
26	2	2:15.579	39.145	1:01.755	34.679	264.3	1:11:22.595	37	2	2:25.132	40.440	1:07.431	37.261	265.6	1:49:38.000		
27	2	2:17.492	38.878	1:02.769	35.845	268.2	1:13:40.087	38	2	2:21.019	40.091	1:05.451	35.477	262.4	1:51:59.019		
28	2	2:52.435	38.815	1:13.931	59.689	269.6	1:16:32.522	<div style="border: 1px solid black; padding: 5px;"> 20 High Class Racing 1.Jens Reno MOLLER 2.Tommy FOSTER </div>							Ligier JS P320 - Nissan		
29	2	4:49.294	1:30.507	2:07.891	1:10.896		1:21:21.816								LMP3		
30	2	4:31.013	1:27.612	1:56.631	1:06.770		1:25:52.829	1	1	4:17.718	1:01.978	1:45.915	1:29.825	127.8	4:17.718		
31	2	2:51.266	54.941	1:14.870	41.455	193.5	1:28:44.095	2	1	4:02.679 B	53.348	1:21.343	1:47.988	241.3	8:20.397		
32	2	2:17.526	39.352	1:03.443	34.731	259.9	1:31:01.621	3	1	5:02.888 B	1:21.040	2:04.956	1:36.892		13:23.285		
33	2	2:17.934	38.879	1:04.378	34.677	268.2	1:33:19.555	4	1	4:26.342 B	1:20.272	1:30.274	1:35.796		17:49.627		
34	2	2:16.295	38.710	1:02.728	34.857	269.6	1:35:35.850	5	1	3:23.808	1:18.341	1:18.223	47.244	157.0	21:13.435		
35	2	4:03.181	38.941	1:57.494	1:26.746	231.5	1:39:39.031	6	1	2:21.622	40.888	1:04.796	35.938	259.2	23:35.057		
36	2	4:30.415	1:23.221	1:56.742	1:10.452		1:44:09.446	7	1	2:17.132	39.245	1:02.649	35.238	263.0	25:52.189		
37	2	2:57.443	45.480	1:20.890	51.073	247.4	1:47:06.889	8	1	2:18.391	39.597	1:03.288	35.506	263.0	28:10.580		
38	2	2:17.860	39.445	1:03.525	34.890	258.6	1:49:24.749	9	1	2:18.565	39.429	1:03.162	35.974	261.7	30:29.145		
39	2	2:19.869	38.710	1:05.823	35.336	267.6	1:51:44.618	10	1	2:17.727	39.041	1:03.011	35.675	263.6	32:46.872		
<div style="border: 1px solid black; padding: 5px;"> 18 High Class Racing 1.Nicholas JONES 2.Nico MENZEL </div>							Porsche 911 GT3 R (992)			GT3							
							1	1	4:29.476	1:43.290	1:29.529	1:16.657	123.0	4:29.476	11	1	2:19.361
2	1	4:27.432 B	45.442	1:26.485	2:15.505	248.0	8:56.908	12	1	2:18.874	39.406	1:04.346	35.122	264.9	37:25.107		
3	1	4:49.316 B	57.403	2:01.060	1:50.853	191.8	13:46.224	13	1	2:18.234	39.129	1:03.583	35.522	262.4	39:43.341		
4	1	4:27.849 B	1:09.933	1:28.268	1:49.648	121.1	18:14.073	14	1	2:19.577	39.489	1:04.405	35.683	260.5	42:02.918		
5	1	3:06.731	1:13.102	1:13.047	40.582	123.3	21:20.804	15	1	2:18.014	39.376	1:03.496	35.142	261.7	44:20.932		
6	1	2:26.293	41.620	1:06.026	38.647	251.4	23:47.097	16	1	2:17.862	39.637	1:02.723	35.502	261.1	46:38.794		
7	1	2:24.223	41.568	1:05.912	36.743	255.0	26:11.320	17	1	2:18.463	39.575	1:03.139	35.749	262.4	48:57.257		
8	1	2:24.995	41.953	1:05.995	37.047	249.7	28:36.315	18	1	2:24.736 B	39.683	1:02.959	42.094	261.1	51:21.993		
9	1	2:23.589	41.037	1:05.659	36.893	254.4	30:59.904	19	2	4:49.136	3:12.050	1:02.084	35.002	255.0	56:11.129		
10	1	2:22.976	41.014	1:05.514	36.448	256.2	33:22.880	20	2	2:14.628	39.288	1:00.719	34.621	262.4	58:25.757		
11	1	2:23.325	40.735	1:06.077	36.513	255.6	35:46.205	21	2	2:14.533	39.197	1:00.633	34.703	262.4	1:00:40.290		
12	1	2:23.460	40.707	1:05.822	36.931	256.8	38:09.665	22	2	2:14.381	39.194	1:00.589	34.598	261.7	1:02:54.671		
13	1	2:23.774	40.870	1:05.580	37.324	255.6	40:33.439	23	2	2:14.563	39.082	1:00.674	34.807	264.3	1:05:09.234		
14	1	2:23.617	41.417	1:05.496	36.704	253.8	42:57.056	24	2	2:14.985	39.160	1:01.104	34.721	263.6	1:07:24.219		
								25	2	2:15.249	39.138	1:00.891	35.220	263.6	1:09:39.468		
								26	2	2:15.544	38.964	1:01.428	35.152	264.3	1:11:55.012		



LE MANS CUP

Michelin Le Mans Cup Spa-Francorchamps Round Race




Sector Analysis

Lap under Red Flag Invalidated Lap Personal Best Session Best B Crossing the pit lane

Lap	D	Time	Sector 1	Sector 2	Sector 3	T. Spd	Elapsed	Lap	D	Time	Sector 1	Sector 2	Sector 3	T. Spd	Elapsed		
23	Biogas Motorsport Ferrari 296 GT3							10	1	2:21.713	40.515	1:05.005	36.193	255.0	33:05.958		
	1. Josep MAYOLA COMADIR							11	1	2:22.350	40.697	1:05.109	36.544	254.4	35:28.308		
	2. Marc CAROL YBARRA							12	1	2:22.342	40.734	1:05.380	36.228	255.0	37:50.650		
	1	1	4:28.559	1:41.598	1:30.784	1:16.177	156.6	4:28.559	13	1	2:21.729	40.641	1:05.047	36.041	254.4	40:12.379	
	2	1	4:05.080	B 45.252	1:25.259	1:54.569	249.7	8:33.639	14	1	2:22.436	40.694	1:05.078	36.664	253.2	42:34.815	
	3	1	5:03.129	B 1:15.753	2:03.975	1:43.401		13:36.768	15	1	2:22.697	40.904	1:05.640	36.153	254.4	44:57.512	
	4	1	4:29.167	B 1:16.633	1:28.604	1:43.930		18:05.935	16	1	2:23.571	41.871	1:05.376	36.324	251.4	47:21.083	
	5	1	3:12.192	1:18.019	1:12.292	41.881	173.1	21:18.127	17	1	2:29.213	B 40.657	1:05.259	43.297	254.4	49:50.296	
	6	1	2:28.730	42.133	1:07.720	38.877	253.2	23:46.857	18	2	5:06.355	3:21.817	1:07.113	37.425	242.4	54:56.651	
	7	1	2:27.331	42.766	1:07.506	37.059	255.6	26:14.188	19	2	2:25.403	41.998	1:06.849	36.556	252.0	57:22.054	
	8	1	2:26.598	41.825	1:07.479	37.294	254.4	28:40.786	20	2	2:21.342	40.866	1:04.430	36.046	255.6	59:43.396	
	9	1	2:27.171	41.721	1:07.764	37.686	244.6	31:07.957	21	2	2:21.781	40.695	1:04.792	36.294	255.0	1:02:05.177	
	10	1	2:25.650	41.705	1:06.969	36.976	254.4	33:33.607	22	2	2:22.319	40.603	1:05.058	36.658	254.4	1:04:27.496	
	11	1	2:26.929	41.645	1:07.850	37.434	255.0	36:00.536	23	2	2:25.013	40.918	1:07.020	37.075	252.6	1:06:52.509	
	12	1	2:26.433	41.432	1:08.112	36.889	255.6	38:26.969	24	2	2:24.354	41.238	1:06.485	36.631	256.2	1:09:16.863	
	13	1	2:25.854	41.159	1:06.974	37.721	255.6	40:52.823	25	2	2:24.053	41.214	1:05.539	37.300	253.2	1:11:40.916	
	14	1	2:27.471	41.187	1:09.177	37.107	255.0	43:20.294	26	2	2:22.840	41.207	1:05.301	36.332	255.0	1:14:03.756	
	15	1	2:36.542	B 41.722	1:08.406	46.414	254.4	45:56.836	27	2	2:38.597	40.868	1:08.171	49.558	214.6	1:16:42.353	
	16	2	4:57.917	3:15.438	1:06.104	36.375	222.5	50:54.753	28	2	4:47.710	1:28.743	2:07.694	1:11.273		1:21:30.063	
	17	2	2:24.007	41.346	1:06.309	36.352	230.1	53:18.760	29	2	4:30.571	1:28.408	1:54.735	1:07.428		1:26:00.634	
	18	2	2:20.786	40.922	1:03.967	35.897	258.0	55:39.546	30	2	2:47.731	56.419	1:10.995	40.317	202.2	1:28:48.365	
	19	2	2:20.714	40.490	1:04.163	36.061	259.9	58:00.260	31	2	2:27.594	41.195	1:08.837	37.562	256.2	1:31:15.959	
	20	2	2:21.108	40.827	1:04.549	35.732	243.0	1:00:21.368	32	2	2:24.731	40.903	1:07.264	36.564	259.2	1:33:40.690	
	21	2	2:21.844	40.912	1:04.605	36.327	258.0	1:02:43.212	33	2	2:25.241	40.630	1:06.634	37.977	259.2	1:36:05.931	
	22	2	2:25.589	41.104	1:06.627	37.858	217.2	1:05:08.801	34	2	3:48.126	46.252	1:32.807	1:29.067	206.8	1:39:54.057	
	23	2	2:22.274	41.101	1:04.664	36.509	259.9	1:07:31.075	35	2	4:32.313	1:27.862	1:49.961	1:14.490		1:44:26.370	
	24	2	2:21.948	40.919	1:04.763	36.266	259.2	1:09:53.023	36	2	2:49.802	46.575	1:12.532	50.695	225.8	1:47:16.172	
	25	2	2:22.520	40.819	1:05.394	36.307	259.2	1:12:15.543									
	26	2	2:22.559	40.940	1:05.232	36.387	220.7	1:14:38.102									
	27	2	2:25.490	41.840	1:06.679	36.971	254.4	1:17:03.592									
	28	2	4:39.370	1:24.394	2:04.278	1:10.698		1:21:42.962									
	29	2	4:32.605	1:34.185	1:49.104	1:09.316		1:26:15.567									
	30	2	2:46.116	1:03.492	1:06.372	36.252	203.3	1:29:01.683									
	31	2	2:24.387	41.035	1:07.036	36.316	244.6	1:31:26.070									
	32	2	2:22.802	40.787	1:05.234	36.781	260.5	1:33:48.872									
	33	2	2:23.247	40.783	1:05.603	36.861	261.1	1:36:12.119									
	34	2	3:48.087	46.320	1:32.038	1:29.729	188.8	1:40:00.206									
	35	2	4:31.766	1:28.693	1:48.653	1:14.420		1:44:31.972									
36	2	2:47.543	46.947	1:09.938	50.658	210.0	1:47:19.515										
37	2	2:25.927	41.683	1:07.656	36.588	198.5	1:49:45.442										
38	2	2:23.610	40.758	1:06.176	36.676	261.1	1:52:09.052										
24	Steller Motorsport Audi R8 LMS																
	1. Andrew BENTLEY																
	2. James WALKER																
	1	1	4:26.116	1:28.469	1:36.177	1:21.470	147.6	4:26.116									
	2	1	3:45.383	B 42.799	1:21.167	1:41.417	258.6	8:11.499									
	3	1	5:03.350	B 1:26.039	2:02.935	1:34.376		13:14.849									
	4	1	4:25.967	B 1:24.511	1:30.580	1:30.876		17:40.816									
	5	1	3:31.355	1:22.768	1:19.510	49.077	130.7	21:12.171									
	6	1	2:23.917	41.167	1:05.583	37.167	253.2	23:36.088									
	7	1	2:23.413	40.815	1:04.828	37.770	255.0	25:59.501									
	8	1	2:23.033	41.810	1:05.280	35.943	253.2	28:22.534									
	9	1	2:21.711	40.638	1:05.164	35.909	253.8	30:44.245									
	27	P4 Racing Ligier JS P320 - Nissan															
		1. Andrew FERGUSON															
		2. Louis HAMILTON-SMITH															
		1	1	4:22.516	1:26.611	1:36.420	1:19.485	129.6	4:22.516								
		2	1	3:38.670	B 44.721	1:16.260	1:37.689	251.4	8:01.186								
		3	1	5:01.734	B 1:29.662	2:04.379	1:27.693		13:02.920								
		4	1	4:24.408	B 1:29.693	1:32.652	1:22.063		17:27.328								
5		1	3:39.427	1:25.164	1:24.418	49.845	143.0	21:06.755									
6		1	2:23.075	41.382	1:05.695	35.998	245.7	23:29.830									
7		1	2:21.351	40.387	1:05.301	35.663	258.0	25:51.181									
8		1	2:21.772	40.480	1:05.374	35.918	257.4	28:12.953									
9		1	2:20.178	40.412	1:04.007	35.759	256.8	30:33.131									
10		1	2:21.969	40.407	1:05.067	36.495	260.5	32:55.100									
11		1	2:21.394	40.505	1:05.048	35.841	245.2	35:16.494									
12		1	2:21.879	40.900	1:04.856	36.123	259.2	37:38.373									
13		1	2:21.407	40.238	1:05.075	36.094	258.6	39:59.780									
14		1	2:20.971	40.254	1:04.784	35.933	257.4	42:20.751									
15		1	2:21.512	40.535	1:04.821	36.156	258.0	44:42.263									
16		1	2:28.703	B 40.856	1:04.672	43.175	256.8	47:10.966									
17	2	4:55.098	3:14.516	1:04.612	35.970	253.8	52:06.064										
18	2	2:17.890	39.711	1:02.883	35.296	259.2	54:23.954										
19	2	2:16.632	39.412	1:02.330	34.890	260.5	56:40.586										
20	2	2:16.642	39.377	1:02.266	34.999	261.7	58:57.228										
21	2	2:16.573	39.436	1:02.073	35.064	262.4	1:01:13.801										
22	2	2:16.749	39.371	1:02.311	35.067	262.4	1:03:30.550										
23	2	2:18.022	39.137	1:03.523	35.362	265.6	1:05:48.572										

LE MANS CUP

Michelin Le Mans Cup Spa-Francorchamps Round Race

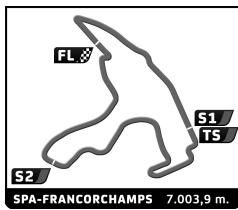


Sector Analysis

Lap under Red Flag								Invalidated Lap		Personal Best		Session Best		B Crossing the pit lane	
Lap	D	Time	Sector 1	Sector 2	Sector 3	T. Spd	Elapsed	Lap	D	Time	Sector 1	Sector 2	Sector 3	T. Spd	Elapsed
28 MV2S Racing 1. Terrence WOODWARD 2. Viacheslav GUTAK Ligier JS P320 - Nissan LMP3															
1	1	4:20.051	1:16.651	1:38.495	1:24.905		4:20.051								
2	1	3:31.730B	44.459	1:12.979	1:34.292	256.8	7:51.781								
3	1	5:00.112B	1:30.769	2:05.773	1:23.570		12:51.893								
4	1	4:26.152B	1:29.876	1:36.685	1:19.591		17:18.045								
5	1	3:42.049	1:23.711	1:27.340	50.998	133.8	21:00.094								
6	1	2:19.699	39.915	1:04.695	35.089	262.4	23:19.793								
7	1	2:18.450	39.270	1:04.199	34.981	263.6	25:38.243								
8	1	2:18.085	39.331	1:03.869	34.885	263.0	27:56.328								
9	1	2:17.383	39.204	1:03.468	34.711	261.7	30:13.711								
10	1	2:18.435	39.684	1:03.383	35.368	263.6	32:32.146								
11	1	2:17.318	39.087	1:03.339	34.892	265.6	34:49.464								
12	1	2:16.656	39.048	1:02.663	34.945	265.6	37:06.120								
13	1	2:16.841	39.079	1:02.820	34.942	264.9	39:22.961								
14	1	2:17.184	39.170	1:03.084	34.930	263.0	41:40.145								
15	1	2:17.599	39.123	1:03.474	35.002	259.9	43:57.744								
16	1	2:17.878	39.101	1:03.584	35.193	264.3	46:15.622								
17	1	2:17.604	39.074	1:03.500	35.030	266.2	48:33.226								
18	1	2:25.132B	38.943	1:04.129	42.060	260.5	50:58.358								
19	2	4:55.102	3:16.299	1:03.693	35.110	252.0	55:53.460								
20	2	2:18.735	40.005	1:03.749	34.981	263.6	58:12.195								
21	2	2:16.013	39.495	1:01.703	34.815	266.2	1:00:28.208								
22	2	2:15.691	39.231	1:01.636	34.824	264.9	1:02:43.899								
23	2	2:17.984	40.010	1:03.052	34.922	263.0	1:05:01.883								
24	2	2:16.105	39.138	1:02.243	34.724	266.9	1:07:17.988								
25	2	2:17.335	39.265	1:03.132	34.938	267.6	1:09:35.323								
26	2	2:18.106	39.095	1:04.048	34.963	267.6	1:11:53.429								
27	2	2:18.807	38.954	1:04.388	35.465	268.9	1:14:12.236								
28	2	2:35.482	40.507	1:05.845	49.130	216.3	1:16:47.718								
29	2	4:45.585	1:27.415	2:06.570	1:11.600		1:21:33.303								
30	2	4:31.395	1:32.015	1:51.627	1:07.753		1:26:04.698								
31	2	2:45.384	1:01.182	1:06.639	37.563	203.7	1:28:50.082								
32	2	2:22.090	39.627	1:05.648	36.815	259.2	1:31:12.172								
33	2	2:19.725	39.287	1:05.561	34.877	268.9	1:33:31.897								
29 MV2S Racing 1. Jacek ZIELONKA 2. Maximus MAYER Ligier JS P320 - Nissan LMP3															
1	1	4:20.658	1:18.824	1:38.648	1:23.186	120.0	4:20.658								
2	1	3:34.712B	44.749	1:14.077	1:35.886	258.0	7:55.370								
3	1	4:59.080B	1:30.054	2:04.361	1:24.665		12:54.450								
4	1	4:26.221B	1:30.784	1:34.602	1:20.835		17:20.671								
5	1	3:41.907	1:24.575	1:25.570	51.762	141.1	21:02.578								
6	1	2:19.785	40.240	1:03.407	36.138	258.6	23:22.363								
7	1	2:18.816	40.041	1:03.185	35.590	263.0	25:41.179								
8	1	2:17.885	39.490	1:02.923	35.472	260.5	27:59.064								
9	1	2:19.468	39.680	1:04.433	35.355	247.4	30:18.532								
10	1	2:19.258	40.240	1:03.349	35.669	259.2	32:37.790								
11	1	2:18.818	39.648	1:03.607	35.563	262.4	34:56.608								
12	1	2:19.148	39.621	1:03.281	36.246	261.1	37:15.756								
13	1	2:19.016	40.125	1:03.445	35.446	263.0	39:34.772								
14	1	2:18.865	39.710	1:03.658	35.497	261.1	41:53.637								
15	1	2:17.913	39.482	1:03.194	35.237	260.5	44:11.550								
16	1	2:18.528	39.511	1:03.167	35.850	261.1	46:30.078								
17	1	2:25.259B	39.788	1:02.970	42.501	263.0	48:55.337								
18	2	4:51.143	3:11.882	1:03.947	35.314	247.4	53:46.480								
19	2	2:15.478	39.461	1:01.139	34.878	265.6	56:01.958								
20	2	2:14.486	39.211	1:00.677	34.598	263.0	58:16.444								
21	2	2:17.961	39.130	1:03.244	35.587	265.6	1:00:34.405								
22	2	2:14.469	39.038	1:00.638	34.793	263.6	1:02:48.874								
23	2	2:16.164	39.200	1:02.097	34.867	264.3	1:05:05.038								
24	2	2:14.749	38.917	1:01.087	34.745	264.9	1:07:19.787								
25	2	2:18.139	39.156	1:03.864	35.119	265.6	1:09:37.926								
26	2	2:17.501	39.378	1:02.020	36.103	265.6	1:11:55.427								
27	2	2:17.175	39.185	1:03.183	34.807	265.6	1:14:12.602								
28	2	2:36.296	41.503	1:06.281	48.512	196.7	1:16:48.898								
29	2	4:45.425	1:27.482	2:06.144	1:11.799		1:21:34.323								
30	2	4:31.454	1:32.043	1:51.179	1:08.232		1:26:05.777								
31	2	2:44.607	1:01.374	1:05.852	37.381	189.1	1:28:50.384								
32	2	2:22.022	39.624	1:05.529	36.876	260.5	1:31:12.413								
33	2	2:20.422	39.284	1:05.743	35.395	266.9	1:33:32.835								
34	2	2:19.113	38.761	1:05.600	34.752	264.9	1:35:51.948								
35	2	3:52.032	46.077	1:38.056	1:27.899	233.5	1:39:43.980								
36	2	4:31.084	1:25.302	1:53.953	1:11.829		1:44:15.064								
37	2	2:54.649	47.217	1:16.124	51.308	236.1	1:47:09.713								
38	2	2:40.953	39.520	1:03.115	58.318	261.7	1:49:50.666								
39	2	2:17.203	39.349	1:02.961	34.893	264.9	1:52:07.869								
34 Inter Europol Competition 1. Alexander BUKHANTSOV 2. Rik KOEN Ligier JS P320 - Nissan LMP3															
1	2	43:52.451	...	1:05.428	35.550	181.5	43:52.451								
2	2	2:15.888	39.502	1:01.685	34.701	261.7	46:08.339								
3	2	2:14.808	38.840	1:01.274	34.694	266.9	48:23.147								
4	2	2:23.569	40.607	1:06.413	36.549	215.0	50:46.716								
5	2	2:20.039	38.778	1:06.063	35.198	261.1	53:06.755								
6	2	2:14.432	38.882	1:00.659	34.891	265.6	55:21.187								
7	2	2:14.540	38.911	1:00.832	34.797	267.6	57:35.727								
8	2	2:13.803	38.631	1:00.776	34.396	266.2	59:49.530								



LE MANS CUP



Michelin Le Mans Cup Spa-Francorchamps Round Race

Sector Analysis

Lap under Red Flag Invalidated Lap Personal Best Session Best Crossing the pit lane

Lap	D	Time	Sector 1	Sector 2	Sector 3	T. Spd	Elapsed	Lap	D	Time	Sector 1	Sector 2	Sector 3	T. Spd	Elapsed	
9	2	2:16.723	38.964	1:02.286	35.473	266.9	1:02:06.253	33	1	2:21.265	39.139	1:05.371	36.755	266.2	1:33:43.901	
10	2	2:20.001	39.918	1:04.828	35.255	250.3	1:04:26.254	34	1	2:26.318	40.592	1:09.101	36.625	248.0	1:36:10.219	
11	2	2:14.680	38.672	1:01.419	34.589	267.6	1:06:40.934	35	1	3:48.339	46.111	1:32.334	1:29.894	176.5	1:39:58.558	
12	2	2:17.743	38.777	1:03.923	35.043	268.2	1:08:58.677	36	1	4:31.291	1:28.543	1:48.703	1:14.045		1:44:29.849	
13	2	2:23.728	B	39.120	1:01.726	42.882	265.6	1:11:22.405	37	1	2:48.503	47.821	1:09.984	50.698	208.4	1:47:18.352
14	2	5:45.322	B	3:49.229	1:09.648	46.445	193.2	1:17:07.727								
15	2	16:03.281	...	1:06.063	35.651	232.0	1:33:11.008									
16	2	2:15.976	39.252	1:02.425	34.299	240.3	1:35:26.984									
17	2	2:46.886	B	38.787	1:12.342	55.757	229.6	1:38:13.870								

42		Steller Motorsport		Duqueine M30 - D08 - Nissan				
		1. Joshua CAYGILL		LMP3				
		2. Sennan FIELDING						
1	1	4:18.317	1:05.470	1:44.059	1:28.788	134.1	4:18.317	
2	1	4:09.428	B	54.248	1:22.518	1:52.662	225.8	8:27.745
3	1	5:03.633	B	1:18.419	2:03.377	1:41.837		13:31.378
4	1	4:27.401	B	1:16.933	1:29.896	1:40.572		17:58.779
5	1	3:16.653	1:13.976	1:16.468	46.209	138.6		21:15.432
6	1	3:02.985	B	40.037	1:06.524	1:16.424	250.8	24:18.417


43		Inter Europol Competition		Ligier JS P320 - Nissan				
		1. Timothy CRESWICK		LMP3				
		2. Sebastian GRAVLUND						
1	2	4:23.878	1:27.674	1:36.480	1:19.724	128.4	4:23.878	
2	2	3:45.830	B	44.909	1:19.553	1:41.368	255.6	8:09.708
3	2	5:03.618	B	1:26.695	2:03.308	1:33.615		13:13.326
4	2	4:26.127	B	1:24.718	1:31.173	1:30.236		17:39.453
5	2	3:30.705	1:20.703	1:21.426	48.576	148.0		21:10.158
6	2	2:21.650	40.096	1:04.862	36.692	263.0		23:31.808
7	2	2:16.496	40.088	1:01.734	34.674	259.9		25:48.304
8	2	2:17.247	39.084	1:02.626	35.537	262.4		28:05.551
9	2	2:16.348	38.994	1:02.579	34.775	259.9		30:21.899
10	2	2:19.336	38.786	1:03.293	37.257	268.2		32:41.235
11	2	2:16.251	39.293	1:01.993	34.965	262.4		34:57.486
12	2	2:18.372	39.197	1:03.911	35.264	261.7		37:15.858
13	2	2:16.584	39.360	1:02.129	35.095	265.6		39:32.442
14	2	2:15.861	39.206	1:01.714	34.941	260.5		41:48.303
15	2	2:16.457	39.144	1:02.294	35.019	264.3		44:04.760
16	2	2:16.330	39.338	1:01.958	35.034	264.3		46:21.090
17	2	2:17.244	39.086	1:02.709	35.449	264.3		48:38.334
18	2	2:17.008	38.990	1:03.158	34.860	264.9		50:55.342
19	2	2:18.666	40.076	1:03.300	35.290	261.1		53:14.008
20	2	2:16.571	39.246	1:02.216	35.109	263.0		55:30.579
21	2	2:18.998	40.197	1:03.386	35.415	262.4		57:49.577
22	2	2:22.906	B	39.049	1:02.528	41.329	266.2	1:00:12.483
23	1	5:18.612	3:36.850	1:05.240	36.522	229.6		1:05:31.095
24	1	2:19.679	40.224	1:04.041	35.414	259.9		1:07:50.774
25	1	2:18.800	39.512	1:04.057	35.231	261.1		1:10:09.574
26	1	2:18.143	39.430	1:03.219	35.494	262.4		1:12:27.717
27	1	2:19.293	39.687	1:04.323	35.283	253.8		1:14:47.010
28	1	2:22.500	40.528	1:05.403	36.569	238.2		1:17:09.510
29	1	4:34.637	1:19.451	2:04.509	1:10.677	124.7		1:21:44.147
30	1	4:32.173	1:34.059	1:48.885	1:09.229			1:26:16.320
31	1	2:46.114	1:03.796	1:06.493	35.825	188.8		1:29:02.434
32	1	2:20.202	40.086	1:04.611	35.505	259.2		1:31:22.636

44		Team Virage		Ligier JS P320 - Nissan				
		1. Georgios KOLOVOS		LMP3				
		2. Mihnea STEFAN						
1	1	4:22.312	1:25.030	1:36.374	1:20.908		4:22.312	
2	1	3:44.020	B	45.482	1:18.807	1:39.731	244.6	8:06.332
3	1	5:03.634	B	1:28.426	2:03.339	1:31.869		13:09.966
4	1	4:25.956	B	1:26.496	1:31.179	1:28.281		17:35.922
5	1	3:33.203	1:22.585	1:21.599	49.019	141.6		21:09.125
6	1	3:07.391	B	40.684	1:04.840	1:21.867	255.6	24:16.516
7	1	6:00.763	4:20.226	1:05.202	35.335	196.7		30:17.279
8	1	2:18.116	40.541	1:02.617	34.958	255.6		32:35.395
9	1	2:17.977	40.192	1:02.752	35.033	256.2		34:53.372
10	1	2:18.007	40.143	1:02.690	35.174	258.0		37:11.379
11	1	2:17.896	39.979	1:02.670	35.247	258.0		39:29.275
12	1	2:17.964	39.916	1:02.364	35.684	257.4		41:47.239
13	1	2:17.229	39.916	1:02.033	35.280	258.6		44:04.468
14	1	2:19.144	41.065	1:02.717	35.362	257.4		46:23.612
15	1	2:17.058	39.558	1:02.409	35.091	262.4		48:40.670
16	1	2:17.301	39.636	1:02.159	35.506	260.5		50:57.971
17	1	2:24.905	B	39.919	1:03.094	41.892	259.9	53:22.876
18	2	4:49.935	3:10.592	1:04.445	34.898	245.7		58:12.811
19	2	2:16.006	39.365	1:01.858	34.783	263.0		1:00:28.817
20	2	2:15.958	39.172	1:01.557	35.229	263.0		1:02:44.775
21	2	2:15.629	39.242	1:01.780	34.607	265.6		1:05:00.404
22	2	2:15.375	38.929	1:01.473	34.973	263.6		1:07:15.779
23	2	2:16.271	39.079	1:02.275	34.917	264.3		1:09:32.050
24	2	2:17.289	39.899	1:02.322	35.068	261.7		1:11:49.339
25	2	2:21.982	B	39.140	1:01.697	41.145	263.0	1:14:11.321
26	2	2:43.873	52.771	1:07.594	43.508	232.5		1:16:55.194
27	2	4:43.991	1:27.331	2:06.349	1:10.311			1:21:39.185
28	2	4:32.604	1:33.951	1:49.575	1:09.078			1:26:11.789
29	2	2:45.043	1:00.441	1:08.255	36.347	168.3		1:28:56.832
30	2	2:18.212	38.979	1:03.463	35.770	264.3		1:31:15.044
31	2	2:19.472	39.019	1:04.724	35.729	264.9		1:33:34.516
32	2	2:20.511	39.013	1:05.743	35.755	268.9		1:35:55.027
33	2	3:49.676	43.525	1:38.127	1:28.024	226.7		1:39:44.703
34	2	4:31.343	1:25.613	1:53.368	1:12.362			1:44:16.046
35	2	2:54.029	47.143	1:15.750	51.136	206.0		1:47:10.075
36	2	2:27.597	43.866	1:07.270	36.461	237.6		1:49:37.672
37	2	2:21.803	40.415	1:06.672	34.716	263.6		1:51:59.475

50		Reiter Engineering		Ligier JS P320 - Nissan				
		1. Horst FELBERMAYR		LMP3				
		2. Miklas BORN						
1	1	4:20.137	1:16.013	1:39.737	1:24.387		4:20.137	
2	1	3:33.374	B	44.730	1:13.681	1:34.963	243.5	7:53.511
3	1	5:00.039	B	1:30.011	2:05.506	1:24.522		12:53.550
4	1	4:26.019	B	1:29.972	1:35.401	1:20.646		17:19.569
5	1	3:41.758	1:23.767	1:27.090	50.901	130.1		21:01.327



LE MANS CUP



Michelin Le Mans Cup Spa-Francorchamps Round Race

Sector Analysis

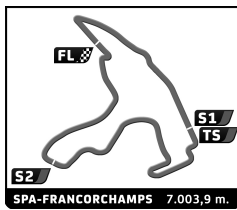
Lap under Red Flag													Invalidated Lap	Personal Best	Session Best	B Crossing the pit lane
Lap	D	Time	Sector 1	Sector 2	Sector 3	T. Spd	Elapsed	Lap	D	Time	Sector 1	Sector 2	Sector 3	T. Spd	Elapsed	
6	1	2:19.900	39.959	1:04.572	35.369	260.5	23:21.227	17	1	2:22.133	40.678	1:05.254	36.201	255.0	49:43.739	
7	1	2:18.465	39.478	1:03.320	35.667	263.6	25:39.692	18	1	2:29.496 B	40.893	1:05.072	43.531	253.8	52:13.235	
8	1	2:18.091	39.289	1:03.367	35.435	261.1	27:57.783	19	2	4:53.248	3:12.791	1:04.579	35.878	248.0	57:06.483	
9	1	2:17.614	39.220	1:03.368	35.026	246.3	30:15.397	20	2	2:20.218	41.102	1:03.203	35.913	251.4	59:26.701	
10	1	2:17.984	39.218	1:03.369	35.397	266.2	32:33.381	21	2	2:19.487	40.733	1:03.018	35.736	252.6	1:01:46.188	
11	1	2:17.615	39.126	1:03.146	35.343	263.6	34:50.996	22	2	2:19.051	40.655	1:02.799	35.597	253.2	1:04:05.239	
12	1	2:17.250	39.281	1:02.934	35.035	265.6	37:08.246	23	2	2:19.067	40.483	1:02.900	35.684	255.0	1:06:24.306	
13	1	2:17.142	39.216	1:02.856	35.070	264.3	39:25.388	24	2	2:19.858	40.552	1:03.216	36.090	253.8	1:08:44.164	
14	1	2:17.412	39.118	1:02.747	35.547	262.4	41:42.800	25	2	2:20.713	40.688	1:04.288	35.737	254.4	1:11:04.877	
15	1	2:17.296	39.101	1:03.043	35.152	264.3	44:00.096	26	2	2:19.563	40.303	1:03.340	35.920	257.4	1:13:24.440	
16	1	2:18.802	39.264	1:04.168	35.370	244.1	46:18.898	27	2	2:24.784	40.417	1:05.416	38.951	255.6	1:15:49.224	
17	1	2:18.753	39.212	1:04.404	35.137	266.2	48:37.651	28	2	2:37.902	51.958	1:09.463	36.481	223.4	1:18:27.126	
18	1	2:24.902 B	39.053	1:04.793	41.056	265.6	51:02.553	29	2	3:23.701	40.601	1:33.394	1:09.706	253.2	1:21:50.827	
19	2	4:53.530	3:13.095	1:05.639	34.796	238.7	55:56.083	30	2	4:30.883	1:35.522	1:45.221	1:10.140		1:26:21.710	
20	2	2:18.971	39.236	1:03.617	36.118	265.6	58:15.054	31	2	2:48.613	1:05.950	1:06.645	36.018	120.8	1:29:10.323	
21	2	2:15.178	39.102	1:01.831	34.245	264.3	1:00:30.232	32	2	2:21.543	40.437	1:05.254	35.852	258.0	1:31:31.866	
22	2	2:15.093	39.020	1:01.526	34.547	264.9	1:02:45.325	33	2	2:20.260	40.353	1:04.121	35.786	258.6	1:33:52.126	
23	2	2:16.926	38.934	1:03.266	34.726	249.7	1:05:02.251	34	2	2:20.593	40.362	1:04.205	36.026	258.6	1:36:12.719	
24	2	2:16.225	39.068	1:02.246	34.911	266.9	1:07:18.476	35	2	3:48.624	48.205	1:31.205	1:29.214	250.8	1:40:01.343	
25	2	2:17.738	39.061	1:04.195	34.482	258.6	1:09:36.214	36	2	4:31.799	1:29.336	1:48.326	1:14.137		1:44:33.142	
26	2	2:19.461	38.959	1:03.589	36.913	266.9	1:11:55.675	37	2	2:47.314	46.590	1:09.882	50.842	185.9	1:47:20.456	
27	2	2:17.689	39.761	1:03.401	34.527	266.2	1:14:13.364	38	2	2:22.617	40.111	1:06.628	35.878	261.1	1:49:43.073	
28	2	2:36.582	41.365	1:06.888	48.329	194.2	1:16:49.946	39	2	2:22.686	40.171	1:05.798	36.717	259.9	1:52:05.759	
29	2	4:45.328	1:27.581	2:05.861	1:11.886		1:21:35.274									
30	2	4:31.287	1:31.903	1:51.032	1:08.352		1:26:06.561									
31	2	2:44.622	1:01.486	1:05.735	37.401	166.7	1:28:51.183									
32	2	2:21.684	38.911	1:06.077	36.696	264.3	1:31:12.867									
33	2	2:21.076	39.278	1:05.567	36.231	226.7	1:33:33.943									
34	2	2:22.238	38.954	1:06.470	36.814	268.2	1:35:56.181									
35	2	3:50.384	44.872	1:36.966	1:28.546	229.1	1:39:46.565									
36	2	4:31.640	1:25.329	1:53.438	1:12.873		1:44:18.205									
37	2	2:52.929	46.515	1:15.933	50.481	227.2	1:47:11.134									
38	2	2:18.950	39.816	1:03.890	35.244	258.6	1:49:30.084									
39	2	2:19.890	39.684	1:04.808	35.398	262.4	1:51:49.974									

58 GG Classics													Ligier JS P320 - Nissan LMP3		
1.George NAKAS													2.Fraser ROSS		
1	1	4:23.973	1:27.158	1:36.461	1:20.354		4:23.973								
2	1	4:35.171 B	52.609	1:25.533	2:17.029	223.9	8:59.144								
3	1	4:49.444 B	57.847	1:59.966	1:51.631	248.0	13:48.588								
4	1	4:27.882 B	1:08.385	1:28.401	1:51.096		18:16.470								
5	1	3:05.613	1:12.050	1:13.595	39.968	145.4	21:22.083								
6	1	2:30.459	41.574	1:08.946	39.939	240.3	23:52.542								
7	1	2:24.957	41.892	1:06.067	36.998	258.0	26:17.499								
8	1	2:23.853	41.008	1:06.052	36.793	259.2	28:41.352								
9	1	2:23.569	41.071	1:05.998	36.500	259.2	31:04.921								
10	1	2:21.958	39.969	1:05.626	36.363	261.1	33:26.879								
11	1	2:22.056	40.234	1:06.283	35.539	263.6	35:48.935								
12	1	2:21.220	39.718	1:05.023	36.479	264.9	38:10.155								
13	1	2:22.484	40.563	1:05.992	35.929	256.8	40:32.639								
14	1	2:20.132	39.582	1:04.910	35.640	262.4	42:52.771								
15	1	2:31.725 B	39.899	1:05.719	46.107	263.0	45:24.496								
16	2	4:56.525	3:15.163	1:05.792	35.570	217.6	50:21.021								
17	2	2:17.847	40.131	1:02.781	34.935	259.9	52:38.868								
18	2	2:16.958	39.520	1:02.301	35.137	263.0	54:55.826								
19	2	2:19.290	40.521	1:02.967	35.802	248.5	57:15.116								
20	2	2:17.810	39.744	1:02.838	35.228	249.1	59:32.926								
21	2	2:17.726	39.636	1:02.940	35.150	255.6	1:01:50.652								
22	2	2:19.478	40.714	1:03.008	35.756	253.2	1:04:10.130								
23	2	2:18.286	39.893	1:02.939	35.454	251.4	1:06:28.416								
24	2	2:17.175	39.560	1:02.416	35.199	263.0	1:08:45.591								
25	2	2:17.985	39.957	1:02.849	35.179	262.4	1:11:03.576								
15	1	2:23.043	41.138	1:05.776	36.129	256.8	44:57.886								
16	1	2:23.720	42.109	1:05.208	36.403	251.4	47:21.606								

51 AF Corse													Ferrari 296 GT3		
1.Matthew KURZEJEWSKI													2.Alessandro BALZAN		
1	1	4:26.194	1:29.593	1:35.611	1:20.990	147.2	4:26.194								
2	1	3:52.512 B	45.056	1:20.759	1:46.697	255.6	8:18.706								
3	1	5:02.096 B	1:21.557	2:03.518	1:37.021		13:20.802								
4	1	4:27.342 B	1:21.420	1:30.368	1:35.554	129.8	17:48.144								
5	1	3:24.671	1:17.987	1:19.615	47.069	135.4	21:12.815								
6	1	2:23.663	41.109	1:05.565	36.989	250.8	23:36.478								
7	1	2:23.296	40.827	1:05.425	37.044	248.5	25:59.774								
8	1	2:23.142	41.764	1:05.579	35.799	250.3	28:22.916								
9	1	2:21.668	40.495	1:05.292	35.881	256.2	30:44.584								
10	1	2:21.870	40.500	1:05.206	36.164	255.6	33:06.454								
11	1	2:22.158	40.910	1:04.895	36.353	256.2	35:28.612								
12	1	2:22.286	41.075	1:05.145	36.066	256.2	37:50.898								
13	1	2:22.015	40.655	1:05.124	36.236	257.4	40:12.913								
14	1	2:21.930	40.984	1:04.704	36.242	255.6	42:34.843								
15	1	2:23.043	41.138	1:05.776	36.129	256.8	44:57.886								
16	1	2:23.720	42.109	1:05.208	36.403	251.4	47:21.606								

LE MANS CUP

Michelin Le Mans Cup Spa-Francorchamps Round Race



Sector Analysis

Lap under Red Flag Invalidated Lap Personal Best Session Best Crossing the pit lane

Lap	D	Time	Sector 1	Sector 2	Sector 3	T. Spd	Elapsed	Lap	D	Time	Sector 1	Sector 2	Sector 3	T. Spd	Elapsed
28	2	2:19.772	40.787	1:03.617	35.368	255.0	1:17:57.565	1	1	4:19.152	1:11.011	1:41.872	1:26.269	131.3	4:19.152
29	2	3:51.441	42.027	1:57.890	1:11.524	188.5	1:21:49.006	2	1	3:30.828 B	45.082	1:12.366	1:33.380	256.8	7:49.980
30	2	4:30.652	1:34.455	1:46.615	1:09.582		1:26:19.658	3	1	5:00.582 B	1:31.349	2:06.217	1:23.016		12:50.562
31	2	2:46.810	1:05.648	1:05.405	35.757	147.0	1:29:06.468	4	1	4:26.142 B	1:29.631	1:37.561	1:18.950		17:16.704
32	2	2:35.438	39.470	1:20.550	35.418	267.6	1:31:41.906	5	1	3:42.516	1:23.740	1:27.446	51.330		20:59.220
33	2	2:24.596 B	39.522	1:03.177	41.897	264.9	1:34:06.502	6	1	2:21.360	40.762	1:05.301	35.297	255.6	23:20.580
34	2	11:19.587	9:40.380	1:03.582	35.625	260.5	1:45:26.089	7	1	2:18.605	39.425	1:03.673	35.507	262.4	25:39.185
35	2	2:17.678	39.344	1:03.011	35.323	263.0	1:47:43.767	8	1	2:18.011	39.405	1:03.342	35.264	261.1	27:57.196

59 Team Virage
1. Oscar BITTAR
2. Ricardo GRACIA FILHO

Ligier JS P320 - Nissan LMP3

1	1	4:18.751	1:07.807	1:43.244	1:27.700	133.4	4:18.751
2	1	3:28.773 B	44.177	1:12.724	1:31.872	259.9	7:47.524
3	1	5:00.683 B	1:32.055	2:06.140	1:22.488		12:48.207
4	1	4:25.464 B	1:30.027	1:37.460	1:17.977		17:13.671
5	1	3:44.505	1:25.504	1:28.107	50.894		20:58.176
6	1	2:19.126	39.872	1:03.901	35.353	256.8	23:17.302
7	1	2:17.944	39.055	1:03.711	35.178	264.3	25:35.246
8	1	2:17.728	39.202	1:03.295	35.231	266.2	27:52.974
9	1	2:18.561	40.924	1:02.923	34.714	255.6	30:11.535
10	1	2:16.463	39.533	1:01.957	34.973	264.3	32:27.998
11	1	2:15.677	39.006	1:01.972	34.699	264.9	34:43.675
12	1	2:16.750	38.978	1:02.344	35.428	265.6	37:00.425
13	1	2:16.656	39.137	1:02.323	35.196	264.9	39:17.081
14	1	2:19.471	39.298	1:04.557	35.616	262.4	41:36.552
15	1	2:18.349	40.126	1:03.109	35.114	258.6	43:54.901
16	1	2:17.360	39.201	1:02.882	35.277	266.2	46:12.261
17	1	2:24.398 B	39.070	1:03.362	41.966	266.2	48:36.659
18	2	4:51.562	3:12.928	1:03.356	35.278	244.6	53:28.221
19	2	2:18.181	39.936	1:03.191	35.054	252.6	55:46.402
20	2	2:15.491	39.153	1:01.734	34.604	259.9	58:01.893
21	2	2:15.615	38.941	1:01.977	34.697	269.6	1:00:17.508
22	2	2:18.134	38.765	1:04.254	35.115	270.2	1:02:35.642
23	2	2:16.020	39.000	1:01.384	35.639	268.9	1:04:51.662
24	2	2:16.198	39.001	1:02.325	34.872	266.2	1:07:07.860
25	2	2:16.666	39.035	1:02.443	35.188	264.9	1:09:24.526
26	2	2:15.591	38.978	1:01.931	34.682	264.9	1:11:40.117
27	2	2:15.415	38.890	1:01.887	34.638	267.6	1:13:55.532
28	2	2:42.514	39.094	1:07.383	56.037	224.3	1:16:38.046
29	2	4:48.896	1:29.946	2:07.587	1:11.363		1:21:26.942
30	2	4:30.987	1:28.479	1:54.775	1:07.733		1:25:57.929
31	2	2:48.805	54.904	1:13.288	40.613	208.4	1:28:46.734
32	2	2:21.492	39.389	1:06.134	35.969	263.0	1:31:08.226
33	2	2:18.703	39.119	1:04.664	34.920	244.1	1:33:26.929
34	2	2:16.589	38.943	1:02.732	34.914	266.9	1:35:43.518
35	2	3:58.137	40.463	1:50.312	1:27.362	233.0	1:39:41.655
36	2	4:30.652	1:24.509	1:55.073	1:11.070		1:44:12.307
37	2	2:56.026	47.292	1:17.547	51.187	232.5	1:47:08.333
38	2	2:18.171	39.359	1:03.347	35.465	265.6	1:49:26.504
39	2	2:20.363	41.139	1:03.165	36.059	266.9	1:51:46.867

62 Bretton Racing
1. Ben STONE
2. Theodor JENSEN

Ligier JS P320 - Nissan LMP3

1	1	4:19.152	1:11.011	1:41.872	1:26.269	131.3	4:19.152
2	1	3:30.828 B	45.082	1:12.366	1:33.380	256.8	7:49.980
3	1	5:00.582 B	1:31.349	2:06.217	1:23.016		12:50.562
4	1	4:26.142 B	1:29.631	1:37.561	1:18.950		17:16.704
5	1	3:42.516	1:23.740	1:27.446	51.330		20:59.220
6	1	2:21.360	40.762	1:05.301	35.297	255.6	23:20.580
7	1	2:18.605	39.425	1:03.673	35.507	262.4	25:39.185
8	1	2:18.011	39.405	1:03.342	35.264	261.1	27:57.196
9	1	2:17.780	39.688	1:02.975	35.117	259.9	30:14.976
10	1	2:17.656	39.445	1:03.085	35.126	262.4	32:32.632
11	1	2:17.701	39.501	1:03.027	35.173	261.7	34:50.333
12	1	2:16.985	39.187	1:02.816	34.982	264.3	37:07.318
13	1	2:16.924	39.226	1:02.793	34.905	263.6	39:24.242
14	1	2:17.597	39.522	1:02.785	35.290	259.2	41:41.839
15	1	2:17.783	39.472	1:03.013	35.298	260.5	43:59.622
16	1	2:18.967	39.574	1:03.895	35.498	260.5	46:18.589
17	1	2:26.027 B	39.475	1:03.793	42.759	262.4	48:44.616
18	2	4:53.184	3:15.812	1:02.416	34.956	255.6	53:37.800
19	2	2:16.270	39.238	1:01.993	35.039	263.0	55:54.070
20	2	2:15.946	39.576	1:01.861	34.509	263.0	58:10.016
21	2	2:14.051	38.927	1:00.421	34.703	264.9	1:00:24.067
22	2	2:14.376	38.853	1:00.686	34.837	256.2	1:02:38.443
23	2	2:15.275	38.865	1:01.792	34.618	268.9	1:04:53.718
24	2	2:16.949	38.833	1:02.177	35.939	263.0	1:07:10.667
25	2	2:14.507	39.081	1:00.611	34.815	263.6	1:09:25.174
26	2	2:16.025	38.922	1:02.399	34.704	266.9	1:11:41.199
27	2	2:15.515	38.977	1:01.932	34.606	267.6	1:13:56.714
28	2	2:42.727	38.974	1:07.469	56.284	253.2	1:16:39.441
29	2	4:48.646	1:29.382	2:07.933	1:11.331		1:21:28.087
30	2	4:30.700	1:28.291	1:55.318	1:07.091		1:25:58.787
31	2	2:48.346	55.731	1:11.912	40.703	205.6	1:28:47.133
32	2	2:21.574	39.649	1:05.637	36.288	264.3	1:31:08.707
33	2	2:20.436	39.298	1:05.892	35.246	264.9	1:33:29.143
34	2	2:14.996	38.883	1:01.593	34.520	264.9	1:35:44.139
35	2	3:58.470	40.481	1:50.114	1:27.875	244.1	1:39:42.609
36	2	4:31.457	1:24.998	1:54.180	1:12.279		1:44:14.066
37	2	2:54.703	46.647	1:16.770	51.286	241.3	1:47:08.769
38	2	2:18.020	39.397	1:03.383	35.240	264.3	1:49:26.789
39	2	2:17.936	39.132	1:03.998	34.806	262.4	1:51:44.725

66 Rinaldi Racing
1. Steve PARROW
2. Daniel KEILWITZ

Ligier JS P320 - Nissan LMP3

1	1	9:06.757 B	6:00.919	1:12.032	1:53.806	214.6	9:06.757
2	1	4:47.869 B	57.094	1:56.075	1:54.700	234.5	13:54.626


67 Haegeli by T2 Racing
1. Pieder DECURTINS
2. Samir BEN

Duqueine M30 - D08 - Nissan LMP3

1	1	4:17.977	1:02.730	1:45.697	1:29.550		4:17.977
2	1	3:49.944 B	49.838	1:19.967	1:40.139	261.1	8:07.921
3	1	5:03.669 B	1:27.643	2:03.205	1:32.821		13:11.590
4	1	4:26.384 B	1:25.717	1:31.186	1:29.481		17:37.974
5	1	3:31.842	1:21.503	1:21.458	48.881	132.1	21:09.816
6	1	2:18.403	39.825	1:03.377	35.201	261.1	23:28.219



LE MANS CUP



Michelin Le Mans Cup Spa-Francorchamps Round Race


Sector Analysis

Lap under Red Flag													Invalidated Lap	Personal Best	Session Best	B Crossing the pit lane
Lap	D	Time	Sector 1	Sector 2	Sector 3	T. Spd	Elapsed	Lap	D	Time	Sector 1	Sector 2	Sector 3	T. Spd	Elapsed	
7	1	2:17.929	39.247	1:02.956	35.726	264.9	25:46.148	18	2	4:51.625	3:13.527	1:03.194	34.904	253.2	53:48.207	
8	1	2:18.753	39.421	1:03.611	35.721	262.4	28:04.901	19	2	2:17.475	39.434	1:02.907	35.134	261.7	56:05.682	
9	1	2:16.604	39.513	1:02.326	34.765	262.4	30:21.505	20	2	2:14.860	39.229	1:01.029	34.602	263.0	58:20.542	
10	1	2:18.970	38.919	1:03.179	36.872	266.2	32:40.475	21	2	2:14.396	39.109	1:00.498	34.789	263.6	1:00:34.938	
11	1	2:16.550	38.950	1:02.313	35.287	264.3	34:57.025	22	2	2:14.930	39.181	1:00.924	34.825	266.2	1:02:49.868	
12	1	2:18.386	39.566	1:03.364	35.456	265.6	37:15.411	23	2	2:15.583	39.030	1:01.395	35.158	266.9	1:05:05.451	
13	1	2:17.766	39.334	1:03.344	35.088	264.9	39:33.177	24	2	2:15.516	38.968	1:01.582	34.966	266.9	1:07:20.967	
14	1	2:16.471	39.285	1:02.252	34.934	264.9	41:49.648	25	2	2:24.305 B	39.562	1:02.887	41.856	266.9	1:09:45.272	
15	1	2:16.156	39.155	1:02.154	34.847	266.2	44:05.804	26	2	2:27.406	51.270	1:01.495	34.641	264.9	1:12:12.678	
16	1	2:16.427	39.449	1:02.011	34.967	263.6	46:22.231	27	2	2:15.518	39.231	1:01.623	34.664	266.2	1:14:28.196	
17	1	2:16.961	38.978	1:02.602	35.381	268.9	48:39.192	28	2	2:28.702	39.351	1:05.740	43.611	246.8	1:16:56.898	
18	1	2:18.168	38.958	1:03.567	35.643	268.2	50:57.360	29	2	4:44.933	1:28.018	2:05.860	1:11.055		1:21:41.831	
19	1	2:18.094	39.086	1:03.276	35.732	266.9	53:15.454	30	2	4:32.130	1:33.925	1:48.746	1:09.459		1:26:13.961	
20	1	2:23.968 B	39.461	1:02.689	41.818	264.9	55:39.422	31	2	2:44.161	1:02.405	1:05.097	36.659	174.8	1:28:58.122	
21	2	4:15.450	2:34.795	1:05.038	35.617	247.4	59:54.872	32	2	2:19.009	39.001	1:04.093	35.915	266.2	1:31:17.131	
22	2	2:17.346	40.184	1:02.203	34.959	259.2	1:02:12.218	33	2	2:20.154	39.942	1:05.596	34.616	259.9	1:33:37.285	
23	2	2:16.365	39.084	1:01.936	35.345	264.9	1:04:28.583	34	2	2:18.089	38.938	1:03.806	35.345	267.6	1:35:55.374	
24	2	2:16.706	39.761	1:02.024	34.921	261.1	1:06:45.289	35	2	3:50.060	43.743	1:38.078	1:28.239	234.0	1:39:45.434	
25	2	2:16.234	39.232	1:01.827	35.175	264.3	1:09:01.523	36	2	4:32.005	1:25.558	1:53.584	1:12.863		1:44:17.439	
26	2	2:17.243	39.208	1:02.789	35.246	265.6	1:11:18.766	37	2	2:53.065	46.375	1:16.153	50.537	185.5	1:47:10.504	
27	2	2:16.711	39.236	1:02.228	35.247	264.9	1:13:35.477	38	2	2:17.583	38.992	1:03.206	35.385	266.9	1:49:28.087	
28	2	2:54.701	39.313	1:05.271	1:10.117	236.1	1:16:30.178	39	2	2:17.779	38.980	1:03.471	35.328	266.9	1:51:45.866	
29	2	4:49.685	1:30.601	2:07.982	1:11.102		1:21:19.863	73 Proton Huber Competition Porsche 911 GT3 R (992)								
30	2	4:30.053	1:27.038	1:57.731	1:05.284		1:25:49.916	1.Jörg DREISOW GT3								
31	2	2:53.359	54.107	1:17.578	41.674	246.8	1:28:43.275	2.Manuel LAUCK								
32	2	2:17.853	39.888	1:03.138	34.827	258.6	1:31:01.128	1	1	4:27.435	1:38.439	1:32.875	1:16.121	153.7	4:27.435	
33	2	2:17.879	39.018	1:03.779	35.082	264.3	1:33:19.007	2	1	4:37.389 B	54.257	1:22.379	2:20.753	249.7	9:04.824	
34	2	2:15.914	39.090	1:01.977	34.847	264.9	1:35:34.921	3	1	4:48.318 B	56.612	1:56.886	1:54.820	220.7	13:53.142	
35	2	4:02.359	39.181	1:57.444	1:25.734	240.3	1:39:37.280	4	1	4:29.598 B	1:06.494	1:28.069	1:55.035	137.5	18:22.740	
36	2	4:30.609	1:23.401	1:57.678	1:09.530		1:44:07.889	5	1	3:00.652	1:08.376	1:12.995	39.281		21:23.392	
37	2	2:58.463	45.379	1:22.206	50.878	249.1	1:47:06.352	6	1	2:31.146	42.602	1:07.325	41.219	250.3	23:54.538	
38	2	2:17.860	39.999	1:02.923	34.938	259.9	1:49:24.212	7	1	2:25.429	41.602	1:06.572	37.255	255.6	26:19.967	
39	2	2:20.650	39.279	1:05.222	36.149	263.6	1:51:44.862	8	1	2:26.316	41.688	1:07.553	37.075	253.2	28:46.283	
71 Rinaldi Racing Ligier JS P320 - Nissan								Porsche 911 GT3 R (992)								
1.Stefan AUST LMP3								GT3								
2.Felipe FERNANDEZ-LASER																
1	1	4:21.841	1:21.212	1:37.564	1:23.065	147.8	4:21.841	9	1	2:26.853	42.071	1:07.610	37.172	248.5	31:13.136	
2	1	3:34.484 B	44.168	1:13.788	1:36.528	258.6	7:56.325	10	1	2:26.469	41.882	1:07.018	37.569	252.0	33:39.605	
3	1	4:59.227 B	1:29.998	2:04.025	1:25.204		12:55.552	11	1	2:26.138	41.370	1:06.649	38.119	255.0	36:05.743	
4	1	4:26.491 B	1:31.002	1:33.912	1:21.577		17:22.043	12	1	2:26.580	41.430	1:07.712	37.438	255.0	38:32.323	
5	1	3:40.970	1:23.931	1:25.783	51.256	150.3	21:03.013	13	1	2:27.118	40.978	1:08.212	37.928	254.4	40:59.441	
6	1	2:19.419	40.540	1:03.188	35.691	259.2	23:22.432	14	1	2:25.262	41.336	1:06.811	37.115	253.8	43:24.703	
7	1	2:19.663	41.665	1:02.782	35.216	261.1	25:42.095	15	1	2:27.050	41.315	1:07.101	38.634	253.2	45:51.753	
8	1	2:17.553	39.442	1:02.991	35.120	261.7	27:59.648	16	1	2:37.068 B	41.615	1:08.971	46.482	252.6	48:28.821	
9	1	2:19.105	39.624	1:04.253	35.228	260.5	30:18.753	17	2	4:40.271	2:59.484	1:05.023	35.754	248.5	53:09.092	
10	1	2:22.295	41.111	1:02.451	38.733	259.2	32:41.048	18	2	2:20.574	40.178	1:04.543	35.853	259.9	55:29.666	
11	1	2:17.436	40.084	1:02.366	34.986	263.0	34:58.484	19	2	2:21.007	41.418	1:03.783	35.806	258.0	57:50.673	
12	1	2:18.717	39.316	1:03.533	35.868	264.9	37:17.201	20	2	2:20.682	40.229	1:04.526	35.927	261.7	1:00:11.355	
13	1	2:18.593	39.227	1:03.618	35.748	264.3	39:35.794	21	2	2:19.568	40.078	1:03.929	35.561	261.1	1:02:30.923	
14	1	2:18.397	39.523	1:03.169	35.705	262.4	41:54.191	22	2	2:20.298	40.326	1:03.910	36.062	258.6	1:04:51.221	
15	1	2:18.464	39.453	1:03.597	35.414	263.0	44:12.655	23	2	2:21.391	40.436	1:04.737	36.218	260.5	1:07:12.612	
16	1	2:18.587	39.562	1:03.425	35.600	264.3	46:31.242	24	2	2:20.782	40.318	1:04.511	35.953	259.9	1:09:33.394	
17	1	2:25.340 B	39.488	1:03.623	42.229	264.3	48:56.582	25	2	2:20.899	40.259	1:04.518	36.122	260.5	1:11:54.293	
								26	2	2:21.848	40.373	1:05.476	35.999	262.4	1:14:16.141	
								27	2	2:35.984	42.566	1:07.217	46.201	212.5	1:16:52.125	
								28	2	4:45.347	1:27.865	2:04.989	1:12.493		1:21:37.472	



LE MANS CUP


Michelin Le Mans Cup Spa-Francorchamps Round Race



Sector Analysis

Lap under Red Flag							Invalidated Lap		Personal Best	Session Best	B Crossing the pit lane				
Lap	D	Time	Sector 1	Sector 2	Sector 3	T. Spd	Elapsed	Lap	D	Time	Sector 1	Sector 2	Sector 3	T. Spd	Elapsed
74 Kessel Racing 1. Andrew GILBERT 2. Fran RUEDA MATEOS							Ferrari 296 GT3 GT3								
29	2	4:31.989	1:32.656	1:50.545	1:08.788		1:26:09.461								
30	2	2:44.718	1:00.405	1:08.181	36.132	173.1	1:28:54.179								
31	2	2:22.285	39.957	1:05.702	36.626	263.0	1:31:16.464								
32	2	2:24.662	40.446	1:08.041	36.175	262.4	1:33:41.126								
33	2	2:24.908	40.274	1:07.219	37.415	262.4	1:36:06.034								
34	2	3:49.103	46.853	1:32.909	1:29.341	201.4	1:39:55.137								
35	2	4:32.147	1:27.829	1:49.267	1:15.051		1:44:27.284								
36	2	2:49.214	47.102	1:11.450	50.662	216.3	1:47:16.498								
37	2	2:22.515	40.739	1:05.409	36.367	263.6	1:49:39.013								
38	2	2:24.912	40.306	1:08.405	36.201	263.6	1:52:03.925								
77 Team Thor 1. Audunn GUDMUNDSSON 2. Colin NOBLE							Ligier JS P320 - Nissan LMP3								
1	1	4:17.524	1:00.886	1:46.652	1:29.986	121.5	4:17.524								
2	1	3:45.945	B	50.267	1:16.734	1:38.944	258.6	8:03.469							
3	1	5:03.397	B	1:28.957	2:04.085	1:30.355		13:06.866							
4	1	4:25.987	B	1:27.753	1:31.432	1:26.802		17:32.853							
5	1	3:35.133	1:22.323	1:23.181	49.629	154.6	21:07.986								
6	1	2:18.143	40.027	1:03.072	35.044	258.6	23:26.129								
7	1	2:19.174	39.725	1:04.061	35.388	246.3	25:45.303								
8	1	2:16.965	39.452	1:02.637	34.876	260.5	28:02.268								
9	1	2:17.191	39.066	1:03.058	35.067	262.4	30:19.459								
10	1	2:29.367	40.681	1:02.948	45.738	262.4	32:48.826								
11	1	2:17.886	39.920	1:02.414	35.552	260.5	35:06.712								
12	1	2:20.181	39.994	1:04.383	35.804	264.9	37:26.893								
13	1	2:16.684	38.939	1:02.684	35.061	264.9	39:43.577								
14	1	2:20.037	39.732	1:04.457	35.848	261.1	42:03.614								
15	1	2:17.763	38.943	1:03.519	35.301	266.9	44:21.377								
16	1	2:18.361	39.788	1:03.718	34.855	264.3	46:39.738								
17	1	2:25.353	B	38.998	1:02.983	43.372	266.9	49:05.091							
18	2	4:49.924	3:12.772	1:02.305	34.847	255.6	53:55.015								
19	2	2:14.408	39.009	1:00.909	34.490	264.3	56:09.423								
20	2	2:13.980	38.939	1:00.684	34.357	263.0	58:23.403								
21	2	2:14.019	38.852	1:00.658	34.509	264.9	1:00:37.422								
22	2	2:13.959	38.854	1:00.837	34.268	264.3	1:02:51.381								
23	2	2:14.836	38.707	1:00.998	35.131	268.2	1:05:06.217								
24	2	2:14.938	38.645	1:01.629	34.664	267.6	1:07:21.155								
25	2	2:16.930	38.935	1:03.035	34.960	266.9	1:09:38.085								
26	2	2:16.228	39.004	1:01.857	35.367	264.3	1:11:54.313								
27	2	2:17.504	38.920	1:03.973	34.611	268.2	1:14:11.817								
28	2	2:34.552	39.019	1:04.905	50.628	264.3	1:16:46.369								
29	2	4:46.117	1:27.486	2:06.766	1:11.865		1:21:32.486								
30	2	4:31.281	1:29.635	1:53.962	1:07.684		1:26:03.767								
31	2	2:52.994	B	1:01.189	1:05.619	46.186	205.6	1:28:56.761							
83 Iron Dames 1. Celia MARTIN 2. Karen GAILLARD							Lamborghini Huracan GT3 EVO2 GT3								
1	1	4:26.563	1:32.089	1:34.131	1:20.343	133.1	4:26.563								
2	1	3:49.109	B	43.023	1:21.601	1:44.485	256.2	8:15.672							
3	1	5:03.323	B	1:23.833	2:02.867	1:36.623		13:18.995							
4	1	4:24.612	B	1:22.124	1:29.953	1:32.535		17:43.607							
5	1	3:28.835	1:21.490	1:18.775	48.570	134.3	21:12.442								
6	1	2:25.672	41.836	1:05.883	37.953	256.2	23:38.114								
7	1	2:22.225	40.884	1:04.916	36.425	256.2	26:00.339								
8	1	2:23.188	41.520	1:05.577	36.091	252.6	28:23.527								
9	1	2:21.587	40.495	1:05.210	35.882	256.8	30:45.114								
10	1	2:21.731	40.319	1:05.334	36.078	257.4	33:06.845								
11	1	2:22.157	41.114	1:04.771	36.272	256.8	35:29.002								
12	1	2:22.329	40.852	1:05.472	36.005	255.6	37:51.331								
13	1	2:21.852	40.557	1:05.327	35.968	255.0	40:13.183								
14	1	2:22.102	41.080	1:04.991	36.031	255.6	42:35.285								
15	1	2:22.963	40.949	1:05.919	36.095	254.4	44:58.248								
16	1	2:24.089	42.008	1:05.528	36.553	251.4	47:22.337								

LE MANS CUP



Michelin Le Mans Cup Spa-Francorchamps Round Race

Sector Analysis

Lap under Red Flag Invalidated Lap Personal Best Session Best Crossing the pit lane

Lap	D	Time	Sector 1	Sector 2	Sector 3	T. Spd	Elapsed	Lap	D	Time	Sector 1	Sector 2	Sector 3	T. Spd	Elapsed
17	1	2:32.952	40.109	1:06.056	46.787	258.0	49:55.289	35	2	4:02.362	39.356	1:56.156	1:26.850	245.7	1:39:39.695
18	1	2:31.264 B	40.573	1:06.110	44.581	254.4	52:26.553	36	2	4:31.062	1:24.018	1:55.928	1:11.116	120.1	1:44:10.757
19	2	4:53.997	3:12.021	1:06.064	35.912	250.3	57:20.550	37	2	2:56.653	45.412	1:20.096	51.145	240.3	1:47:07.410
20	2	2:19.386	40.269	1:03.765	35.352	256.8	59:39.936	38	2	2:49.139	1:06.744	1:05.806	36.589	259.2	1:49:56.549
21	2	2:19.324	40.085	1:03.586	35.653	258.0	1:01:59.260	39	2	2:23.881	40.419	1:06.851	36.611	259.2	1:52:20.430
22	2	2:19.855	39.966	1:04.225	35.664	258.0	1:04:19.115								
23	2	2:19.667	40.057	1:04.076	35.534	257.4	1:06:38.782								
24	2	2:20.632	40.332	1:04.280	36.020	256.2	1:08:59.414								
25	2	2:20.822	40.087	1:05.086	35.649	258.0	1:11:20.236								
26	2	2:21.043	40.046	1:05.142	35.855	258.6	1:13:41.279								
27	2	2:51.917	40.252	1:12.108	59.557	248.5	1:16:33.196								
28	2	4:49.484	1:30.709	2:07.473	1:11.302		1:21:22.680								
29	2	4:31.861	1:27.529	1:56.662	1:07.670		1:25:54.541								
30	2	2:50.031	54.207	1:14.239	41.585	224.8	1:28:44.572								
31	2	2:22.718	40.730	1:06.311	35.677	256.2	1:31:07.290								
32	2	2:23.353	40.021	1:06.437	36.895	255.0	1:33:30.643								


84		ANS Motorsport		Ligier JS P320 - Nissan		LMP3	
		1. Julien LEMOINE					
		2. Paul TROJANI					
1	1	4:18.596	1:05.849	1:44.130	1:28.617	138.7	4:18.596
2	1	3:24.054 B	43.108	1:12.125	1:28.821	259.9	7:42.650
3	1	4:58.882 B	1:33.221	2:06.543	1:19.118		12:41.532
4	1	4:26.346 B	1:31.923	1:38.353	1:16.070		17:07.878
5	1	3:48.500	1:26.759	1:29.967	51.774		20:56.378
6	1	2:19.599	40.797	1:03.953	34.849	260.5	23:15.977
7	1	2:16.720	39.368	1:02.394	34.958	263.0	25:32.697
8	1	2:17.093	39.312	1:02.791	34.990	261.7	27:49.790
9	1	2:16.902	39.187	1:02.746	34.969	262.4	30:06.692
10	1	2:17.509	39.233	1:03.133	35.143	262.4	32:24.201
11	1	2:17.193	39.447	1:02.847	34.899	263.6	34:41.394
12	1	2:17.176	39.311	1:02.931	34.934	262.4	36:58.570
13	1	2:16.537	39.217	1:02.329	34.991	264.9	39:15.107
14	1	2:16.959	39.182	1:02.812	34.965	262.4	41:32.066
15	1	2:17.390	39.396	1:03.141	34.853	262.4	43:49.456
16	1	2:16.916	39.128	1:02.790	34.998	263.0	46:06.372
17	1	2:16.661	39.066	1:02.691	34.904	264.3	48:23.033
18	1	2:23.546 B	39.056	1:02.719	41.771	264.9	50:46.579
19	2	4:49.829	3:11.044	1:03.265	35.520	257.4	55:36.408
20	2	2:15.780	39.537	1:01.564	34.679	263.0	57:52.188
21	2	2:15.811	39.252	1:02.005	34.554	265.6	1:00:07.999
22	2	2:15.467	39.186	1:01.842	34.439	263.6	1:02:23.466
23	2	2:15.390	39.243	1:01.336	34.811	266.2	1:04:38.856
24	2	2:15.645	39.166	1:01.725	34.754	264.3	1:06:54.501
25	2	2:19.769	39.570	1:05.208	34.991	246.8	1:09:14.270
26	2	2:15.956	39.540	1:01.755	34.661	263.0	1:11:30.226
27	2	2:16.303	39.255	1:02.256	34.792	264.3	1:13:46.529
28	2	2:47.701	39.313	1:10.376	58.012	261.1	1:16:34.230
29	2	4:49.610	1:30.532	2:07.861	1:11.217		1:21:23.840
30	2	4:31.537	1:28.550	1:55.562	1:07.425		1:25:55.377
31	2	2:49.736	55.122	1:13.358	41.256	200.7	1:28:45.113
32	2	2:19.576	40.535	1:04.114	34.927	260.5	1:31:04.689
33	2	2:16.762	39.761	1:02.365	34.636	261.1	1:33:21.451
34	2	2:15.882	39.383	1:01.824	34.675	263.6	1:35:37.333

85		R-ace GP		Duqueine M30 - D08 - Nissan		LMP3	
		1. Fabien MICHAL					
		2. Hadrien DAVID					
1	1	4:16.910	56.655	1:48.038	1:32.217	158.9	4:16.910

87		COOL Racing		Ligier JS P320 - Nissan		LMP3	
		1. James SWEETNAM					
		2. Adrien CLOSMENIL					
1	1	4:21.582	1:23.006	1:37.403	1:21.173		4:21.582
2	1	3:37.824 B	45.273	1:14.703	1:37.848	237.6	7:59.406
3	1	5:00.589 B	1:29.551	2:03.781	1:27.257		12:59.995
4	1	4:25.256 B	1:29.809	1:33.423	1:22.024		17:25.251
5	1	3:39.725	1:25.338	1:24.128	50.259		21:04.976
6	1	2:20.229	40.598	1:04.251	35.380	259.2	23:25.205
7	1	2:20.328	40.392	1:03.971	35.965	253.8	25:45.533
8	1	2:20.346	40.259	1:04.087	36.000	238.2	28:05.879
9	1	2:19.920	40.542	1:04.044	35.334	259.9	30:25.799
10	1	2:19.627	39.631	1:04.204	35.792	263.0	32:45.426
11	1	2:21.005	39.971	1:04.587	36.447	246.8	35:06.431
12	1	2:21.166	40.408	1:04.674	36.084	234.0	37:27.597
13	1	2:18.469	39.579	1:03.214	35.676	264.3	39:46.066
14	1	2:19.238	39.639	1:03.708	35.891	261.7	42:05.304
15	1	2:18.942	39.644	1:03.578	35.720	261.7	44:24.246
16	1	2:20.045	40.831	1:03.815	35.399	262.4	46:44.291
17	1	2:19.206	40.561	1:03.526	35.119	262.4	49:03.497
18	1	4:40.338 B	39.773	1:04.024	2:56.541	261.7	53:43.835
19	2	2:33.288	56.913	1:01.978	34.397	256.8	56:17.123
20	2	2:14.484	39.086	1:00.855	34.543	264.3	58:31.607
21	2	2:13.901	38.708	1:00.688	34.505	265.6	1:00:45.508
22	2	2:13.967	38.694	1:00.546	34.727	265.6	1:02:59.475
23	2	2:14.541	38.815	1:01.103	34.623	267.6	1:05:14.016
24	2	2:15.612	38.759	1:02.047	34.806	266.9	1:07:29.628
25	2	2:15.173	38.794	1:01.759	34.620	266.9	1:09:44.801
26	2	2:14.763	38.711	1:01.554	34.498	267.6	1:11:59.564
27	2	2:15.755	38.743	1:02.181	34.831	269.6	1:14:15.319
28	2	2:35.331	40.548	1:06.968	47.815	203.7	1:16:50.650
29	2	4:45.119	1:27.656	2:05.536	1:11.927		1:21:35.769
30	2	4:31.747	1:32.648	1:50.519	1:08.580		1:26:07.516
31	2	2:44.233	1:01.142	1:06.002	37.089	170.6	1:28:51.749
32	2	2:19.512	38.896	1:05.208	35.408	270.2	1:31:11.261
33	2	2:19.074	39.243	1:03.722	36.109	266.9	1:33:30.335
34	2	2:14.892	38.820	1:01.687	34.385	267.6	1:35:45.227
35	2	3:57.913	40.362	1:49.860	1:27.691	254.4	1:39:43.140
36	2	4:31.392	1:24.934	1:54.477	1:11.981		1:44:14.532
37	2	2:54.639	46.622	1:16.726	51.291	235.1	1:47:09.171
38	2	2:17.713	39.071	1:03.657	34.985	269.6	1:49:26.884
39	2	2:18.411	39.104	1:04.289	35.018	269.6	1:51:45.295



LE MANS CUP




Michelin Le Mans Cup Spa-Francorchamps Round Race

Sector Analysis

Lap under Red Flag											Invalidated Lap	Personal Best	Session Best	B Crossing the pit lane	
Lap	D	Time	Sector 1	Sector 2	Sector 3	T. Spd	Elapsed	Lap	D	Time	Sector 1	Sector 2	Sector 3	T. Spd	Elapsed
88	AF Corse							Ferrari 296 GT3							
	1. Custodio TOLEDO							GT3							
2. Riccardo AGOSTINI															
1	1	4:26.662	1:33.904	1:33.798	1:18.960	158.2	4:26.662	9	1	2:26.533	41.323	1:06.812	38.398	253.8	31:09.939
2	1	3:56.176 B	45.044	1:21.898	1:49.234	252.6	8:22.838	10	1	2:24.267	41.342	1:06.220	36.705	259.9	33:34.206
3	1	5:03.134 B	1:19.959	2:04.086	1:39.089		13:25.972	11	1	2:26.813	41.126	1:08.089	37.598	257.4	36:01.019
4	1	4:26.999 B	1:18.399	1:30.865	1:37.735		17:52.971	12	1	2:24.794	41.410	1:06.670	36.714	255.6	38:25.813
5	1	3:21.092	1:16.129	1:18.221	46.742	139.8	21:14.063	13	1	2:24.576	41.203	1:05.687	37.686	252.6	40:50.389
6	1	2:25.671	41.381	1:06.341	37.949	253.2	23:39.734	14	1	2:24.961	41.003	1:06.621	37.337	253.2	43:15.350
7	1	2:22.538	40.602	1:05.420	36.516	258.0	26:02.272	15	1	2:23.395	40.848	1:05.751	36.796	255.0	45:38.745
8	1	2:22.834	41.212	1:05.053	36.569	253.8	28:25.106	16	1	2:33.388 B	40.869	1:07.012	45.507	255.6	48:12.133
9	1	2:21.853	40.633	1:04.883	36.337	256.2	30:46.959	17	2	4:55.952	3:12.705	1:06.527	36.720	249.7	53:08.085
10	1	2:22.486	40.626	1:05.302	36.558	257.4	33:09.445	18	2	2:21.212	40.614	1:04.844	35.754	255.6	55:29.297
11	1	2:23.051	41.294	1:05.389	36.368	253.2	35:32.496	19	2	2:20.828	40.341	1:04.362	36.125	258.6	57:50.125
12	1	2:23.558	40.702	1:05.795	37.061	256.8	37:56.054	20	2	2:20.781	40.260	1:04.685	35.836	259.2	1:00:10.906
13	1	2:23.260	41.025	1:05.506	36.729	255.0	40:19.314	21	2	2:19.489	39.884	1:03.991	35.614	259.9	1:02:30.395
14	1	2:23.657	41.055	1:05.780	36.822	254.4	42:42.971	22	2	2:19.841	39.939	1:04.234	35.668	258.0	1:04:50.236
15	1	2:23.566	41.066	1:05.919	36.581	255.0	45:06.537	23	2	2:21.343	40.252	1:05.527	35.564	256.8	1:07:11.579
16	1	2:23.934	41.305	1:06.009	36.620	253.8	47:30.471	24	2	2:20.026	39.925	1:04.354	35.747	259.9	1:09:31.605
17	1	2:24.183	41.127	1:05.928	37.128	255.0	49:54.654	25	2	2:20.729	40.038	1:04.883	35.808	259.2	1:11:52.334
18	1	2:31.036 B	41.036	1:06.043	43.957	256.2	52:25.690	26	2	2:22.453	41.858	1:06.048	36.562	259.2	1:14:14.787
19	2	4:53.654	3:12.213	1:05.475	35.966	248.5	57:19.344	27	2	2:36.789	41.858	1:08.201	46.730	185.9	1:16:51.576
20	2	2:19.945	40.762	1:03.498	35.685	254.4	59:39.289	28	2	4:44.956	1:27.529	2:05.502	1:11.925		1:21:36.532
21	2	2:18.608	40.153	1:02.884	35.571	256.2	1:01:57.897	29	2	4:31.711	1:32.822	1:50.528	1:08.361		1:26:08.243
22	2	2:18.043	40.026	1:02.739	35.278	256.8	1:04:15.940	30	2	2:45.232	1:00.990	1:07.944	36.298	162.5	1:28:53.475
23	2	2:18.798	40.088	1:03.007	35.703	257.4	1:06:34.738	31	2	2:22.770	40.009	1:05.523	37.238	261.7	1:31:16.245
24	2	2:19.290	40.274	1:03.403	35.613	256.2	1:08:54.028	32	2	2:25.884	40.748	1:08.397	36.739	245.7	1:33:42.129
25	2	2:19.140	40.279	1:03.396	35.465	256.8	1:11:13.168	33	2	2:24.276	40.673	1:06.784	36.819	253.2	1:36:06.405
26	2	2:19.416	40.156	1:03.567	35.693	257.4	1:13:32.584	34	2	3:49.340	47.256	1:32.579	1:29.505	189.4	1:39:55.745
27	2	2:21.590	40.335	1:04.449	36.806	256.8	1:15:54.174	35	2	4:32.329	1:28.348	1:48.725	1:15.256		1:44:28.074
28	2	2:34.044	47.872	1:09.358	36.814	234.5	1:18:28.218	36	2	2:48.772	47.055	1:11.166	50.551	198.8	1:47:16.846
29	2	3:24.572	40.599	1:33.156	1:10.817	256.2	1:21:52.790	37	2	2:23.462	40.545	1:06.813	36.104	263.6	1:49:40.308
30	2	4:30.040	1:34.339	1:45.524	1:10.177		1:26:22.830	38	2	2:24.259	40.026	1:07.869	36.364	264.3	1:52:04.567
31	2	2:49.856	1:05.968	1:08.149	35.739		1:29:12.686								
32	2	2:21.815	40.684	1:05.416	35.715	256.8	1:31:34.501								
33	2	2:19.909	40.147	1:04.189	35.573	259.2	1:33:54.410								
34	2	2:20.389	40.149	1:04.284	35.956	260.5	1:36:14.799								
35	2	3:47.026	46.822	1:30.952	1:29.252	251.4	1:40:01.825								
36	2	4:31.633	1:29.436	1:48.459	1:13.738		1:44:33.458								
37	2	2:47.248	46.611	1:09.761	50.876	177.3	1:47:20.706								
38	2	2:23.206	40.376	1:06.856	35.974	261.7	1:49:43.912								
39	2	2:21.992	39.939	1:05.564	36.489	263.0	1:52:05.904								
91	Blackthorn							Aston Martin Vantage GT3 EVO							
	1. Claude BOVET							GT3							
2. Darren TURNER															
1	1	4:28.315	1:37.201	1:33.124	1:17.990	140.0	4:28.315								
2	1	4:25.869 B	46.386	1:26.066	2:13.417	249.7	8:54.184								
3	1	4:49.501 B	59.547	2:00.973	1:48.981	199.9	13:43.685								
4	1	4:28.484 B	1:11.461	1:28.537	1:48.486		18:12.169								
5	1	3:08.380	1:13.850	1:13.086	41.444	134.9	21:20.549								
6	1	2:29.162	41.765	1:07.683	39.714	255.6	23:49.711								
7	1	2:27.197	41.852	1:08.088	37.257	255.0	26:16.908								
8	1	2:26.498	41.990	1:07.500	37.008	234.5	28:43.406								
92	Herberth Motorsport							Porsche 911 GT3 R (992)							
	1. Scott NOBLE							GT3							
2. Jason HART															
1	1	4:26.825	1:35.933	1:32.820	1:18.072	145.3	4:26.825								
2	1	4:03.982 B	46.498	1:24.885	1:52.599	251.4	8:30.807								
3	1	5:03.445 B	1:16.269	2:03.699	1:43.477		13:34.252								
4	1	4:28.843 B	1:15.689	1:29.450	1:43.704		18:03.095								
5	1	3:13.012	1:11.793	1:15.868	45.351	130.2	21:16.107								
6	1	2:25.350	41.756	1:06.059	37.535	253.2	23:41.457								
7	1	2:23.135	41.264	1:05.403	36.468	253.2	26:04.592								
8	1	2:23.073	41.209	1:05.277	36.587	251.4	28:27.665								
9	1	2:23.185	41.268	1:05.480	36.437	252.0	30:50.850								
10	1	2:23.017	41.220	1:05.219	36.578	253.2	33:13.867								
11	1	2:23.238	41.156	1:05.270	36.812	252.0	35:37.105								
12	1	2:23.254	41.068	1:05.477	36.709	254.4	38:00.359								
13	1	2:22.787	41.063	1:05.234	36.490	253.2	40:23.146								
14	1	2:22.897	41.105	1:05.282	36.510	253.2	42:46.043								
15	1	2:23.603	41.021	1:05.533	37.049	253.2	45:09.646								
16	1	2:23.450	41.158	1:05.491	36.801	252.6	47:33.096								
17	1	2:32.408 B	41.230	1:05.881	45.297	253.2	50:05.504								
18	2	4:55.343	3:12.879	1:06.173	36.291	248.0	55:00.847								
19	2	2:21.987	41.013	1:04.558	36.416	254.4	57:22.834								
20	2	2:21.447	40.560	1:04.825	36.062	258.0	59:44.281								

LE MANS CUP



Michelin Le Mans Cup Spa-Francorchamps Round Race

Sector Analysis

Lap under Red Flag							Invalidated Lap		Personal Best		Session Best		B Crossing the pit lane									
Lap	D	Time	Sector 1	Sector 2	Sector 3	T. Spd	Elapsed	Lap	D	Time	Sector 1	Sector 2	Sector 3	T. Spd	Elapsed							
21	2	2:21.880	40.326	1:04.891	36.663	258.6	1:02:06.161	33	2	2:21.788	38.904	1:06.998	35.886	263.6	1:33:41.582							
22	2	2:22.158	41.351	1:04.568	36.239	255.6	1:04:28.319	34	2	2:21.715	40.050	1:06.556	35.109	265.6	1:36:03.297							
23	2	2:24.297	41.056	1:06.307	36.934	259.9	1:06:52.616	35	2	3:49.021	45.869	1:34.174	1:28.978	197.7	1:39:52.318							
24	2	2:23.837	41.286	1:06.007	36.544	258.0	1:09:16.453	36	2	4:32.125	1:27.396	1:50.424	1:14.305		1:44:24.443							
25	2	2:21.216	40.654	1:04.303	36.259	255.0	1:11:37.669	37	2	2:49.419	47.090	1:12.650	49.679	203.7	1:47:13.862							
26	2	2:22.463	40.525	1:05.393	36.545	255.6	1:14:00.132	38	2	2:23.191	40.469	1:06.748	35.974	264.3	1:49:37.053							
27	2	2:40.801	40.615	1:08.587	51.599	244.1	1:16:40.933	39	2	2:17.713	38.888	1:03.911	34.914	268.2	1:51:54.766							
28	2	4:48.685	1:29.292	2:07.776	1:11.617		1:21:29.618	<div style="border: 1px solid black; padding: 5px;"> 99 More Motorsport Ligier JS P320 - Nissan LMP3 1. Mark VAN DER SNEL 2. Max VAN DER SNEL JR. </div>							1	1	4:19.184	1:09.104	1:42.362	1:27.718	157.0	4:19.184
29	2	4:30.372	1:27.919	1:54.778	1:07.675		1:25:59.990								2	1	3:26.638 B	43.785	1:11.983	1:30.870	252.6	7:45.822
30	2	2:47.642	56.017	1:11.417	40.208	196.3	1:28:47.632								3	1	5:00.263 B	1:31.980	2:06.002	1:22.281		12:46.085
31	2	2:22.718	40.651	1:05.900	36.167	256.8	1:31:10.350								4	1	4:25.933 B	1:29.675	1:37.315	1:18.943		17:12.018
32	2	2:23.955	40.555	1:06.382	37.018	259.2	1:33:34.305								5	1	3:45.516	1:25.132	1:28.627	51.757		20:57.534
33	2	2:23.333	40.969	1:05.647	36.717	258.0	1:35:57.638								6	1	2:19.192	40.126	1:03.983	35.083	260.5	23:16.726
34	2	3:51.341	46.967	1:35.352	1:29.022	219.4	1:39:48.979								7	1	2:18.083	39.494	1:03.512	35.077	263.6	25:34.809
35	2	4:31.736	1:25.904	1:52.602	1:13.230	139.8	1:44:20.715								8	1	2:17.720	39.311	1:03.123	35.286	261.7	27:52.529
36	2	2:51.595	47.562	1:13.492	50.541	208.4	1:47:12.310								9	1	2:20.618	41.435	1:04.041	35.142	249.7	30:13.147
37	2	2:25.100	40.874	1:07.314	36.912	253.2	1:49:37.410								10	1	2:17.987	39.713	1:03.042	35.232	263.0	32:31.134
38	2	2:26.168	40.818	1:09.047	36.303	255.0	1:52:03.578	11	1	2:16.735	39.294	1:02.498	34.943	263.6	34:47.869							
							Ligier JS P320 - Nissan LMP3															
							97 COOL Racing															
							1. Adrien CHILA															
							2. David DROUX															
1	1	4:19.493	1:14.558	1:39.891	1:25.044		4:19.493	12	1	2:17.051	39.298	1:02.725	35.028	263.6	37:04.920							
2	1	4:06.560 B	52.745	1:22.436	1:51.379	253.8	8:26.053	13	1	2:17.481	39.292	1:03.222	34.967	261.7	39:22.401							
3	1	5:03.351 B	1:18.834	2:03.409	1:41.108		13:29.404	14	1	2:17.253	39.333	1:02.663	35.257	259.2	41:39.654							
4	1	4:27.525 B	1:17.807	1:29.856	1:39.862		17:56.929	15	1	2:17.414	39.464	1:03.042	34.908	259.2	43:57.068							
5	1	3:18.071	1:14.405	1:17.227	46.439	140.7	21:15.000	16	1	2:18.080	39.450	1:03.350	35.280	263.6	46:15.148							
6	1	2:22.024	40.192	1:05.142	36.690	263.6	23:37.024	17	1	2:17.277	39.454	1:02.700	35.123	263.6	48:32.425							
7	1	2:21.626	40.170	1:04.766	36.690	249.1	25:58.650	18	1	2:23.802 B	39.444	1:03.176	41.182	264.3	50:56.227							
8	1	2:17.126	39.066	1:02.822	35.238	263.0	28:15.776	19	2	4:49.780	3:11.876	1:02.952	34.952	255.0	55:46.007							
9	1	2:17.663	39.016	1:03.374	35.273	264.3	30:33.439	20	2	2:15.557	39.317	1:01.531	34.709	263.0	58:01.564							
10	1	2:19.665	40.146	1:03.683	35.836	264.3	32:53.104	21	2	2:15.562	39.129	1:01.690	34.743	265.6	1:00:17.126							
11	1	2:17.798	39.059	1:03.231	35.508	264.9	35:10.902	22	2	2:18.159	39.044	1:04.002	35.113	266.2	1:02:35.285							
12	1	2:18.311	38.993	1:03.380	35.938	267.6	37:29.213	23	2	2:15.398	39.021	1:01.149	35.228	264.9	1:04:50.683							
13	1	2:19.334	39.067	1:04.796	35.471	260.5	39:48.547	24	2	2:15.813	39.747	1:01.217	34.849	258.0	1:07:06.496							
14	1	2:18.504	39.661	1:03.129	35.714	263.0	42:07.051	25	2	2:16.213	39.110	1:02.362	34.741	264.9	1:09:22.709							
15	1	2:17.712	38.889	1:03.293	35.530	266.2	44:24.763	26	2	2:16.450	39.103	1:01.994	35.353	263.6	1:11:39.159							
16	1	2:17.868	39.258	1:02.996	35.614	264.9	46:42.631	27	2	2:15.215	39.044	1:01.505	34.666	264.9	1:13:54.374							
17	1	2:18.491	40.420	1:02.787	35.284	263.6	49:01.122	28	2	2:42.108	39.855	1:06.948	55.305	208.8	1:16:36.482							
18	1	2:17.037	38.945	1:02.610	35.482	265.6	51:18.159	29	2	4:49.340	1:30.249	2:07.821	1:11.270		1:21:25.822							
19	1	2:16.939	39.191	1:02.509	35.239	263.6	53:35.098	30	2	4:31.192	1:28.737	1:54.648	1:07.807		1:25:57.014							
20	1	2:19.574	40.402	1:03.331	35.841	259.9	55:54.672	31	2	2:49.082	54.684	1:13.321	41.077	202.9	1:28:46.096							
21	1	2:20.636	39.614	1:04.489	36.533	266.2	58:15.308	32	2	2:21.574	39.956	1:06.034	35.584	261.1	1:31:07.670							
22	1	2:28.147 B	39.461	1:03.840	44.846	266.2	1:00:43.455	33	2	2:17.760	39.498	1:03.162	35.100	263.0	1:33:25.430							
23	2	5:04.241	3:25.514	1:03.590	35.137	258.6	1:05:47.696	34	2	2:15.695	38.909	1:01.963	34.823	264.9	1:35:41.125							
24	2	2:15.723	39.539	1:01.470	34.714	261.7	1:08:03.419	35	2	3:59.307	39.598	1:52.871	1:26.838	232.0	1:39:40.432							
25	2	2:15.643	39.439	1:01.279	34.925	263.0	1:10:19.062	36	2	4:30.892	1:24.349	1:55.487	1:11.056		1:44:11.324							
26	2	2:15.190	39.354	1:01.147	34.689	263.6	1:12:34.252	37	2	2:56.469	46.367	1:18.943	51.159	227.6	1:47:07.793							
27	2	2:16.515	39.355	1:01.714	35.446	263.6	1:14:50.767	38	2	2:17.522	39.580	1:02.904	35.038	264.3	1:49:25.315							
28	2	2:21.620	40.507	1:05.619	35.494	248.5	1:17:12.387	39	2	2:20.448	39.099	1:05.152	36.197	264.3	1:51:45.763							
29	2	4:33.154	1:17.951	2:04.426	1:10.777	143.7	1:21:45.541															
30	2	4:31.548	1:34.574	1:47.843	1:09.131		1:26:17.089															
31	2	2:45.679	1:05.205	1:04.786	35.688	165.7	1:29:02.768															
32	2	2:17.026	39.747	1:02.374	34.905	262.4	1:31:19.794															