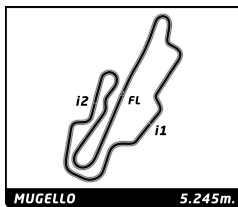




LE MANS CUP



MLMC Collective Test Day
Mugello Round
Morning Test

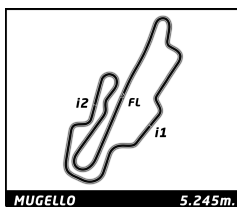
MUGELLO 5.245m. Sector Analysis

Lap under Red Flag Invalidated Lap Personal Best Session Best Crossing the pit lane

Lap	D	Time	Sector 1	Sector 2	Sector 3	T. Spd	Elapsed	Lap	D	Time	Sector 1	Sector 2	Sector 3	T. Spd	Elapsed
2 CD Sport Ligier JS P320 - Nissan LMP3 1. Shahan SARKISSIAN 2. Willyam GOSSELIN								4	2	1:49.166	36.849	34.091	38.226	256.5	14:26.094
1	2	11:37.324	8:11.839	39.106	2:46.379	158.1	11:37.324	5	2	5:33.658	36.949	38.673	4:18.036	255.9	19:59.752
2	2	2:02.941	47.108	34.889	40.944	173.9	13:40.265	6	2	3:35.647	1:18.740	1:11.606	1:05.301	79.3	23:35.399
3	2	2:00.843	39.667	34.210	46.966	255.3	15:41.108	7	2	1:48.209	37.426	32.966	37.817	253.5	25:23.608
4	2	4:04.133	1:18.403	1:15.563	1:30.167	79.8	19:45.241	8	2	1:46.334	36.800	32.132	37.402	256.5	27:09.942
5	2	6:18.083	1:20.009	1:11.452	3:46.622	79.6	26:03.324	9	2	1:48.718	36.811	33.516	38.391	259.0	28:58.660
6	2	2:02.666	47.943	34.833	39.890	173.6	28:05.990	10	2	4:03.759	36.661	32.369	2:54.729	259.0	33:02.419
7	2	1:51.539	38.414	33.664	39.461	255.9	29:57.529	11	1	2:16.032	52.900	39.400	43.732	143.4	35:18.451
8	2	1:53.058	38.723	34.709	39.626	260.9	31:50.587	12	1	1:56.773	39.763	36.424	40.586	259.0	37:15.224
9	2	1:50.973	38.941	33.031	39.001	258.4	33:41.560	13	1	1:58.417	39.577	38.139	40.701	257.8	39:13.641
10	2	1:49.041	37.365	33.025	38.651	259.0	35:30.601	14	1	1:56.469	39.210	36.352	40.907	257.8	41:10.110
11	2	1:48.839	37.412	32.580	38.847	259.6	37:19.440	15	1	1:57.563	40.579	36.759	40.225	259.0	43:07.673
12	2	3:55.446	37.615	34.407	2:43.424	260.9	41:14.886	16	1	1:56.771	39.968	36.502	40.301	257.8	45:04.444
13	2	1:56.010	44.700	32.723	38.587	176.2	43:10.896	17	1	1:54.591	39.773	35.381	39.437	248.3	46:59.035
14	2	1:51.721	39.026	33.399	39.296	261.5	45:02.617	18	1	11:00.663	40.625	37.065	9:42.973	260.2	57:59.698
15	2	1:48.987	37.474	32.486	39.027	259.6	46:51.604	19	1	2:06.886	50.422	36.194	40.270	136.5	1:00:06.584
16	2	1:48.068	37.315	32.465	38.288	259.6	48:39.672	20	1	1:53.843	38.765	35.427	39.651	259.0	1:02:00.427
17	2	1:48.918	37.308	32.719	38.891	260.9	50:28.590	21	1	1:54.638	39.427	35.556	39.655	259.0	1:03:55.065
18	2	9:10.829	37.977	1:14.943	7:17.909	262.8	59:39.419	22	1	1:55.276	38.909	36.336	40.031	259.0	1:05:50.341
19	2	1:58.688	46.163	33.630	38.895	177.0	1:01:38.107	23	1	1:54.463	39.308	35.577	39.578	259.6	1:07:44.804
20	2	1:51.548	37.806	35.101	38.641	263.4	1:03:29.655	24	1	7:39.060	39.219	35.858	6:23.983	259.0	1:15:23.864
21	2	1:48.349	37.280	32.777	38.292	260.9	1:05:18.004	25	2	2:08.104	52.772	36.083	39.249	148.8	1:17:31.968
22	2	1:47.377	36.872	32.475	38.030	261.5	1:07:05.381	26	2	1:49.347	38.346	33.389	37.612	260.2	1:19:21.315
23	2	8:57.646	37.398	32.939	7:47.309	262.1	1:16:03.027	27	2	1:44.818	36.511	31.548	36.759	259.6	1:21:06.133
24	1	2:05.016	48.908	36.518	39.590	173.1	1:18:08.043	28	2	1:47.156	37.772	31.872	37.512	260.2	1:22:53.289
25	1	1:53.484	38.662	35.613	39.209	258.4	1:20:01.527	29	2	1:44.473	36.111	31.578	36.784	260.9	1:24:37.762
26	1	1:49.405	37.530	33.772	38.103	257.8	1:21:50.932	30	2	1:45.605	35.643	31.431	38.531	262.8	1:26:23.367
27	1	1:51.041	37.140	33.719	40.182	259.0	1:23:41.973	31	2	4:35.387	35.946	33.313	3:26.128	261.5	1:30:58.754
28	1	1:50.261	37.956	33.736	38.569	242.2	1:25:32.234	32	1	2:07.975	52.809	35.839	39.327	165.6	1:33:06.729
29	1	1:51.084	37.673	34.855	38.556	260.2	1:27:23.318	33	1	1:54.820	38.302	36.792	39.726	259.6	1:35:01.549
30	1	1:50.740	37.812	33.699	39.229	260.9	1:29:14.058	34	1	1:53.482	38.512	35.882	39.088	256.5	1:36:55.031
31	1	1:56.819	38.049	36.944	41.826	259.6	1:31:10.877	35	1	1:52.459	38.518	34.976	38.965	262.1	1:38:47.490
32	1	4:01.164	38.812	33.966	2:48.386	244.3	1:35:12.041	36	1	1:50.911	37.999	34.254	38.658	260.2	1:40:38.401
33	1	2:05.688	49.200	37.061	39.427	172.0	1:37:17.729	37	1	1:50.794	37.719	34.306	38.769	260.2	1:42:29.195
34	1	1:50.299	37.657	33.834	38.808	257.1	1:39:08.028	38	1	1:49.721	37.703	33.694	38.324	259.0	1:44:18.916
35	1	1:47.886	36.970	33.102	37.814	260.9	1:40:55.914	39	1	4:09.540	37.790	33.890	2:57.860	260.2	1:48:28.456
36	1	1:47.377	36.672	32.737	37.968	260.2	1:42:43.291	40	1	2:42.194	1:18.466	44.379	39.349	79.6	1:51:10.650
37	1	1:47.592	36.901	32.554	38.137	258.4	1:44:30.883	41	1	1:52.559	39.764	34.386	38.409	260.2	1:53:03.209
38	1	2:10.861	36.823	32.754	1:01.284	259.6	1:46:41.744	42	1	1:50.039	37.849	33.918	38.272	260.9	1:54:53.248
39	1	3:35.841	1:18.594	1:11.285	1:05.962	79.6	1:50:17.585	43	1	1:50.761	37.914	34.171	38.676	259.6	1:56:44.009
40	1	1:52.204	38.478	34.985	38.741	255.9	1:52:09.789	44	1	1:51.143	38.290	34.246	38.607	260.9	1:58:35.152
41	1	1:50.483	37.233	34.536	38.714	259.6	1:54:00.272	7 Nielsen Racing Ligier JS P320 - Nissan LMP3 1. Anthony WELLS 2. Wayne BOYD							
42	1	1:48.145	37.227	32.747	38.171	259.0	1:55:48.417	1	1	10:02.309	8:38.066	42.345	41.898	135.0	10:02.309
43	1	1:49.479	37.090	33.815	38.574	261.5	1:57:37.896	2	1	1:56.550	40.538	35.529	40.483	255.3	11:58.859
44	1	3:21.219	38.601	36.043	2:06.575	241.6	2:00:59.115	3	1	1:51.276	38.665	34.200	38.411	257.1	13:50.135
6 ANS Motorsport Ligier JS P320 - Nissan LMP3 1. Eric DE DONCKER 2. Nicolas SCHATZ								4	1	2:04.964	37.894	33.237	53.833	257.8	15:55.099
1	2	8:58.353	7:41.732	36.464	40.157	161.7	8:58.353	5	1	4:03.820	1:19.248	1:13.916	1:30.656	79.2	19:58.919
2	2	1:50.843	38.613	33.669	38.561	249.4	10:49.196	6	1	3:38.103	1:18.888	1:11.376	1:07.839	79.1	23:37.022
3	2	1:47.732	37.384	32.583	37.765	253.5	12:36.928	7	1	1:51.595	38.903	33.587	39.105	256.5	25:28.617
								8	1	1:49.805	38.437	33.141	38.227	258.4	27:18.422
								9	1	1:48.977	37.800	32.698	38.479	261.5	29:07.399



LE MANS CUP



MLMC Collective Test Day
Mugello Round
Morning Test

MUGELLO 5.245m. Sector Analysis

Lap under Red Flag Invalidated Lap Personal Best Session Best B Crossing the pit lane

Lap	D	Time	Sector 1	Sector 2	Sector 3	T. Spd	Elapsed	Lap	D	Time	Sector 1	Sector 2	Sector 3	T. Spd	Elapsed
10	1	1:48.352	37.390	32.595	38.367	259.6	30:55.751	17	2	1:56.905	44.328	34.433	38.144	176.5	48:46.983
11	1	1:47.316	37.151	32.340	37.825	262.8	32:43.067	18	2	1:46.857	36.449	32.432	37.976	260.9	50:33.840
12	1	1:58.322	38.564	38.782	40.976	259.6	34:41.389	19	2	7:43.303 B	36.732	37.187	6:29.384	262.1	58:17.143
13	1	1:49.417	36.948	32.649	39.820	259.6	36:30.806	20	2	1:57.977	44.965	34.388	38.624	177.0	1:00:15.120
14	1	1:48.261	36.970	33.344	37.947	260.2	38:19.067	21	2	1:45.795	36.430	31.720	37.645	258.4	1:02:00.915
15	1	1:46.122	36.688	31.917	37.517	259.6	40:05.189	22	2	1:51.204	38.101	32.823	40.280	260.2	1:03:52.119
16	1	7:14.051 B	37.862	37.483	5:58.706	261.5	47:19.240	23	2	3:34.605 B	36.300	33.036	2:25.269	259.6	1:07:26.724
17	2	1:56.273	44.555	33.555	38.163	176.2	49:15.513	24	1	2:04.140	49.793	35.568	38.779	152.1	1:09:30.864
18	2	1:46.270	36.399	31.620	38.251	261.5	51:01.783	25	1	1:52.007	39.012	34.189	38.806	259.6	1:11:22.871
19	2	9:56.362 B	43.685	1:11.121	8:01.556	262.1	1:00:58.145	26	1	1:48.671	37.210	33.079	38.382	258.4	1:13:11.542
20	2	1:55.435	43.823	33.712	37.900	176.5	1:02:53.580	27	1	1:49.088	37.557	33.097	38.434	257.8	1:15:00.630
21	2	1:49.068	36.728	32.245	40.095	262.1	1:04:42.648	28	1	1:48.841	37.134	33.239	38.468	260.2	1:16:49.471
22	2	1:45.116	36.338	31.370	37.408	261.5	1:06:27.764	29	1	4:05.445 B	37.214	32.873	2:55.358	259.6	1:20:54.916
23	2	1:45.827	36.320	31.965	37.542	262.1	1:08:13.591	30	2	2:07.238	51.713	36.137	39.388	154.9	1:23:02.154
24	2	1:53.417	35.889	31.903	45.625	262.1	1:10:07.008	31	2	1:46.679	37.322	32.096	37.261	252.3	1:24:48.833
25	2	1:44.499	35.994	31.269	37.236	262.8	1:11:51.507	32	2	1:45.080	35.885	31.482	37.713	264.7	1:26:33.913
26	2	9:01.412 B	36.199	32.336	7:52.877	264.1	1:20:52.919	33	2	1:47.245	36.280	33.811	37.154	262.1	1:28:21.158
27	1	2:14.070	53.374	40.829	39.867	137.6	1:23:06.989	34	2	1:44.370	35.764	31.613	36.993	261.5	1:30:05.528
28	1	1:52.722	38.128	33.190	41.404	259.6	1:24:59.711	35	2	1:43.826	35.734	30.992	37.100	261.5	1:31:49.354
29	1	1:48.400	37.572	32.526	38.302	259.6	1:26:48.111	36	2	2:02.094 B	35.719	30.912	55.463	260.9	1:33:51.448
30	1	1:46.274	36.484	32.271	37.519	259.6	1:28:34.385	37	1	9:33.385	8:18.656	35.068	39.661	166.9	1:43:24.833
31	1	1:47.403	37.827	31.908	37.668	261.5	1:30:21.788	38	1	1:51.444	37.959	34.289	39.196	255.3	1:45:16.277
32	1	1:49.242	37.050	34.505	37.687	264.1	1:32:11.030	39	1	3:02.440	37.396	1:00.578	1:24.466	255.9	1:48:18.717
33	1	1:45.933	36.394	31.689	37.850	263.4	1:33:56.963	40	1	2:48.522	1:18.214	50.758	39.550	80.0	1:51:07.239
34	1	1:44.922	36.242	31.466	37.214	262.1	1:35:41.885	41	1	1:50.452	37.448	34.317	38.687	256.5	1:52:57.691
35	1	5:15.878 B	36.316	33.858	4:05.704	261.5	1:40:57.763	42	1	1:49.462	37.442	33.248	38.772	257.8	1:54:47.153
36	2	1:59.964	49.777	32.480	37.707	172.8	1:42:57.727	43	1	1:52.328	37.444	34.519	40.365	257.1	1:56:39.481
37	2	1:46.394	35.816	33.275	37.303	260.9	1:44:44.121	44	1	1:48.990	37.620	32.977	38.393	257.1	1:58:28.471
38	2	2:21.648	35.658	30.913	1:15.077	262.1	1:47:05.769	45	1	1:50.122	37.085	33.586	39.451	260.2	2:00:18.593
39	2	3:22.208	1:18.448	1:11.252	52.508	79.5	1:50:27.977								
40	2	1:51.263	36.311	34.542	40.410	259.6	1:52:19.240								
41	2	1:49.460	36.213	31.942	41.305	261.5	1:54:08.700								
42	2	1:44.330	35.730	31.283	37.317	262.8	1:55:53.030								
43	2	2:10.644 B	36.727	33.187	1:00.730	262.1	1:58:03.674								

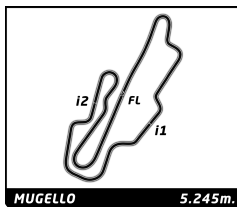
10 **Racing Spirit of Leman**
Ligier JS P320 - Nissan LMP3
1.Christophe LAPIERRE
2.Marius FOSSARD

1	2	10:15.176	8:50.483	40.219	44.474	147.7	10:15.176
2	2	1:57.750	41.690	35.786	40.274	233.8	12:12.926
3	2	1:52.469	39.306	33.322	39.841	255.9	14:05.395
4	2	2:34.234	39.968	35.620	1:18.646	224.5	16:39.629
5	2	3:53.624	1:18.442	1:10.810	1:24.372	79.8	20:33.253
6	2	3:15.409	1:18.614	1:10.935	45.860	79.6	23:48.662
7	2	1:51.097	38.068	34.925	38.104	256.5	25:39.759
8	2	1:46.671	36.720	32.150	37.801	257.1	27:26.430
9	2	4:12.963 B	36.864	32.432	3:03.667	260.9	31:39.393
10	1	2:11.873	55.642	35.813	40.418	145.7	33:51.266
11	1	1:52.527	38.821	34.464	39.242	255.9	35:43.793
12	1	1:50.733	37.970	33.821	38.942	257.1	37:34.526
13	1	1:50.902	37.615	34.466	38.821	257.1	39:25.428
14	1	1:51.414	37.257	35.174	38.983	257.8	41:16.842
15	1	1:51.100	37.442	34.150	39.508	259.0	43:07.942
16	1	3:42.136 B	37.971	35.087	2:29.078	260.2	46:50.078

11 **CD Sport**
Ligier JS P320 - Nissan LMP3
1.Christian SHORT
2.Franck CHAPPARD

1	2	11:51.165 B	8:21.707	42.723	2:46.735	156.3	11:51.165
2	2	2:11.995	49.537	38.506	43.952	173.1	14:03.160
3	2	7:08.564 B	39.822	36.232	5:52.510	253.5	21:11.724
4	2	3:02.005	1:18.100	1:02.945	40.960	78.8	24:13.729
5	2	1:53.147	38.285	34.870	39.992	254.1	26:06.876
6	2	1:55.938	37.472	33.726	44.740	256.5	28:02.814
7	2	1:50.160	37.206	33.899	39.055	256.5	29:52.974
8	2	1:47.115	36.777	32.436	37.902	258.4	31:40.089
9	2	1:47.357	36.640	32.460	38.257	257.8	33:27.446
10	2	3:47.736 B	36.893	32.521	2:38.322	257.8	37:15.182
11	2	2:06.299	46.102	34.188	46.009	176.2	39:21.481
12	2	1:49.054	37.362	33.354	38.338	258.4	41:10.535
13	2	1:49.662	38.864	32.766	38.032	261.5	43:00.197
14	2	1:47.099	36.616	32.440	38.043	258.4	44:47.296
15	2	1:47.382	36.534	32.515	38.333	259.0	46:34.678
16	2	1:57.872	43.752	35.052	39.068	262.1	48:32.550
17	2	9:11.035 B	36.791	33.714	8:00.530	259.0	57:43.585
18	1	2:02.774	47.506	34.764	40.504	172.8	59:46.359
19	1	1:51.537	38.405	33.824	39.308	257.8	1:01:37.896
20	1	1:54.139	40.076	35.123	38.940	257.8	1:03:32.035
21	1	1:50.638	37.559	33.452	39.627	257.8	1:05:22.673

LE MANS CUP



MLMC Collective Test Day
Mugello Round
Morning Test

MUGELLO 5.245m. Sector Analysis

Lap under Red Flag Invalidated Lap Personal Best Session Best Crossing the pit lane

Lap	D	Time	Sector 1	Sector 2	Sector 3	T. Spd	Elapsed	Lap	D	Time	Sector 1	Sector 2	Sector 3	T. Spd	Elapsed
22	1	3:36.486 B	38.789	33.674	2:24.023	253.5	1:08:59.159	29	1	1:54.002	38.597	35.308	40.097	253.5	1:33:28.081
23	1	2:06.271	49.100	37.486	39.685	172.2	1:11:05.430	30	1	1:53.424	38.267	35.179	39.978	252.3	1:35:21.505
24	1	1:49.970	38.087	33.294	38.589	254.7	1:12:55.400	31	1	1:52.955	38.299	34.945	39.711	252.9	1:37:14.460
25	1	1:48.296	37.538	32.577	38.181	257.1	1:14:43.696	32	1	1:53.428	38.601	35.270	39.557	253.5	1:39:07.888
26	1	4:47.595 B	37.007	32.630	3:37.958	257.8	1:19:31.291	33	1	3:47.196 B	38.546	34.655	2:33.995	254.7	1:42:55.084
27	1	1:57.383	45.777	32.767	38.839	165.9	1:21:28.674	34	2	2:07.440	47.017	37.894	42.529	168.0	1:45:02.524
28	1	1:50.272	37.596	33.707	38.969	260.2	1:23:18.946	35	2	2:56.642	38.646	52.427	1:25.569	255.9	1:47:59.166
29	1	1:48.180	37.077	33.076	38.027	258.4	1:25:07.126	36	2	3:01.252	1:19.728	1:00.487	41.037	79.5	1:51:00.418
30	1	1:46.928	36.514	31.907	38.507	259.0	1:26:54.054	37	2	1:49.368	37.437	33.279	38.652	254.7	1:52:49.786
31	1	1:46.768	36.515	32.275	37.978	258.4	1:28:40.822	38	2	1:48.062	36.933	32.792	38.337	256.5	1:54:37.848
32	1	6:21.298 B	38.857	35.876	5:06.565	258.4	1:35:02.120	39	2	1:47.897	36.689	32.773	38.435	256.5	1:56:25.745
33	2	2:02.264	44.965	33.982	43.317	176.8	1:37:04.384	40	2	1:48.098	36.859	32.852	38.387	256.5	1:58:13.843
34	2	1:47.497	37.000	32.860	37.637	257.8	1:38:51.881	41	2	1:48.100	36.866	32.794	38.440	257.8	2:00:01.943
35	2	1:46.801	36.131	32.111	38.559	262.1	1:40:38.682								
36	2	2:15.329 B	40.609	34.780	59.940	264.7	1:42:54.011								
37	2	7:05.166	4:29.494	1:11.093	1:24.579	79.1	1:49:59.177								
38	2	1:56.865	43.766	35.035	38.064	190.5	1:51:56.042								
39	2	1:46.351	36.314	32.355	37.682	258.4	1:53:42.393								
40	2	1:45.772	35.833	31.792	38.147	259.0	1:55:28.165								
41	2	1:45.948	35.769	32.545	37.634	259.6	1:57:14.113								
42	2	1:44.581	35.896	31.362	37.323	259.0	1:58:58.694								
43	2	2:09.481 B	35.891	31.661	1:01.929	261.5	2:01:08.175								

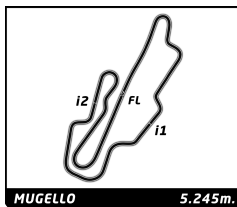
Lap	D	Time	Sector 1	Sector 2	Sector 3	T. Spd	Elapsed
1	1	10:13.934	8:49.764	38.698	45.472	153.4	10:13.934
2	1	1:58.131	40.495	36.920	40.716	254.7	12:12.065
3	1	1:53.064	38.623	34.287	40.154	256.5	14:05.129
4	1	2:28.259	38.630	34.078	1:15.551	252.9	16:33.388
5	1	3:54.556	1:18.520	1:11.259	1:24.777	78.9	20:27.944
6	1	3:19.791	1:18.620	1:11.246	49.925	79.6	23:47.735
7	1	1:53.689	38.774	34.994	39.921	254.7	25:41.424
8	1	1:49.995	37.933	33.286	38.776	256.5	27:31.419
9	1	1:50.358	38.161	33.333	38.864	257.8	29:21.777
10	1	3:13.410 B	38.105	33.796	2:01.509	260.9	32:35.187
11	1	1:58.688	46.163	33.903	38.622	176.8	34:33.875
12	1	1:50.625	38.735	33.284	38.606	260.2	36:24.500
13	1	1:50.520	38.234	33.881	38.405	259.0	38:15.020
14	1	1:48.990	37.500	33.101	38.389	259.0	40:04.010
15	1	1:48.865	37.985	32.693	38.187	259.6	41:52.875
16	1	16:03.282 B	39.469	35.333	...	259.6	57:56.157
17	2	2:05.042	50.368	35.399	39.275	147.7	1:00:01.199
18	2	1:51.165	38.174	34.529	38.462	257.8	1:01:52.364
19	2	1:48.055	37.014	32.910	38.131	259.0	1:03:40.419
20	2	1:47.493	37.179	32.472	37.842	262.1	1:05:27.912
21	2	1:47.196	36.769	32.478	37.949	259.6	1:07:15.108
22	2	1:49.578	37.336	33.157	39.085	262.1	1:09:04.686
23	2	1:46.611	36.674	32.206	37.731	260.2	1:10:51.297
24	2	5:49.499 B	36.880	32.940	4:39.679	261.5	1:16:40.796
25	2	2:07.278	51.761	36.047	39.470	159.5	1:18:48.074
26	2	1:49.035	37.962	33.182	37.891	259.6	1:20:37.109
27	2	1:46.205	36.537	32.109	37.559	260.2	1:22:23.314
28	2	1:47.912	37.120	33.173	37.619	260.9	1:24:11.226
29	2	4:52.948 B	36.634	33.048	3:43.266	260.9	1:29:04.174
30	2	1:55.776	45.233	32.863	37.680	164.6	1:30:59.950
31	2	1:45.989	36.485	32.213	37.291	262.1	1:32:45.939
32	2	1:46.669	36.292	32.613	37.764	262.8	1:34:32.608
33	2	1:49.854	38.840	33.576	37.438	261.5	1:36:22.462
34	2	1:51.147	36.616	32.748	41.783	261.5	1:38:13.609
35	2	2:08.261 B	36.450	32.829	58.982	262.1	1:40:21.870
36	1	9:19.927	6:44.361	1:10.943	1:24.623	79.8	1:49:41.797
37	1	2:10.206	56.891	34.342	38.973	79.8	1:51:52.003

13 MRacing
1.Romano RICCI
2.Alexandre COUGNAUD
Ligier JS P320 - Nissan LMP3

12 Kessel Racing
1.Frederic JOUSSET
2.David Cleto FUMANELLI
Ferrari 296 GT3 GT3



LE MANS CUP



MLMC Collective Test Day
Mugello Round
Morning Test

MUGELLO 5.245m

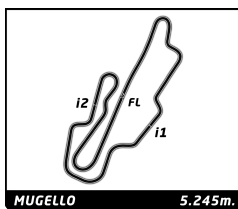
Sector Analysis

Lap under Red Flag Invalidated Lap Personal Best Session Best Crossing the pit lane

Lap	D	Time	Sector 1	Sector 2	Sector 3	T. Spd	Elapsed	Lap	D	Time	Sector 1	Sector 2	Sector 3	T. Spd	Elapsed							
38	1	1:52.770	38.403	33.970	40.397	257.1	1:53:44.773	5	2	3:25.392	46.903	1:11.324	1:27.165	252.9	18:32.363							
39	1	1:50.582	38.303	33.636	38.643	259.0	1:55:35.355	6	2	3:55.248	1:18.923	1:11.372	1:24.953	79.1	22:27.611							
40	1	1:53.159	37.848	35.631	39.680	259.6	1:57:28.514	7	2	2:18.857	1:06.820	33.534	38.503	79.1	24:46.468							
41	1	1:50.277	38.335	33.237	38.705	259.6	1:59:18.791	8	2	1:45.558	36.247	31.792	37.519	254.1	26:32.026							
42	1	1:49.124	37.805	33.114	38.205	260.9	2:01:07.915	9	2	1:48.333	36.468	33.970	37.895	256.5	28:20.359							
18 High Class Racing Porsche 911 GT3 R (992) GT3 1. Nicholas JONES 2. Sven MÜLLER								10								2	1:46.911	37.089	32.340	37.482	256.5	30:07.270
1	2	9:55.151	8:35.360	38.318	41.473	128.3	9:55.151	11	2	1:46.716	36.212	32.573	37.931	257.1	31:53.986							
2	2	4:44.889	39.205	35.391	3:30.293	255.3	14:40.040	12	2	4:47.523	37.548	33.162	3:36.813	257.1	36:41.509							
3	2	3:16.548	46.071	1:06.036	1:24.441	172.8	17:56.588	13	1	2:05.296	49.138	35.868	40.290	144.0	38:46.805							
4	2	3:59.069	1:19.240	1:14.374	1:25.455	78.6	21:55.657	14	1	1:52.205	38.489	34.429	39.287	254.7	40:39.010							
5	2	2:36.819	1:18.500	38.364	39.955	75.9	24:32.476	15	1	1:51.532	38.023	34.675	38.834	255.9	42:30.542							
6	2	1:50.797	38.038	33.941	38.818	252.3	26:23.273	16	1	1:52.047	37.909	35.083	39.055	255.9	44:22.589							
7	2	1:49.242	37.311	33.415	38.516	252.3	28:12.515	17	1	1:50.739	37.851	33.971	38.917	255.3	46:13.328							
8	2	1:52.998	37.949	35.063	39.986	255.9	30:05.513	18	1	1:50.625	37.216	33.785	39.624	254.7	48:03.953							
9	2	1:48.538	36.999	33.144	38.395	255.3	31:54.051	19	1	1:49.886	37.743	33.647	38.496	255.9	49:53.839							
10	2	1:52.207	38.307	34.465	39.435	254.1	33:46.258	20	1	2:25.986	37.015	33.205	1:15.766	257.1	52:19.825							
11	2	1:49.442	37.310	33.475	38.657	252.3	35:35.700	21	1	7:20.085	6:07.554	33.822	38.709	153.4	59:39.910							
12	2	4:28.441	37.259	33.421	3:17.761	253.5	40:04.141	22	1	1:50.753	37.494	34.197	39.062	254.7	1:01:30.663							
13	2	1:59.988	44.409	33.842	41.737	174.5	42:04.129	23	1	1:49.389	37.622	33.143	38.624	255.9	1:03:20.052							
14	2	1:49.429	37.228	33.503	38.698	252.3	43:53.558	24	1	1:48.499	37.129	32.965	38.405	255.3	1:05:08.551							
15	2	5:00.480	39.384	34.452	3:46.644	248.8	48:54.038	25	1	1:49.292	37.544	33.132	38.616	255.3	1:06:57.843							
16	1	2:08.402	48.160	38.422	41.820	162.9	51:02.440	26	1	11:55.097	37.296	35.340	...	255.3	1:18:52.940							
17	1	6:47.457	47.831	1:11.044	4:48.582	250.0	57:49.897	27	1	2:07.957	49.702	37.255	41.000	152.1	1:21:00.897							
18	2	2:09.521	50.553	37.611	41.357	165.4	59:59.418	28	1	1:53.611	38.157	35.584	39.870	250.6	1:22:54.508							
19	1	1:58.223	39.705	37.755	40.763	250.0	1:01:57.641	29	1	1:50.000	37.729	33.689	38.582	253.5	1:24:44.508							
20	1	1:56.004	39.342	36.146	40.516	252.3	1:03:53.645	30	1	1:47.507	36.932	32.568	38.007	254.7	1:26:32.015							
21	1	1:55.525	38.773	35.845	40.907	254.1	1:05:49.170	31	1	1:51.739	36.757	35.216	39.766	254.7	1:28:23.754							
22	1	1:54.363	38.489	35.877	39.997	252.3	1:07:43.533	32	1	1:50.322	37.198	34.322	38.802	255.9	1:30:14.076							
23	1	1:54.008	38.187	35.555	40.266	254.1	1:09:37.541	33	1	1:51.016	37.229	34.604	39.183	256.5	1:32:05.092							
24	1	1:53.645	38.329	35.245	40.071	253.5	1:11:31.186	34	1	1:47.336	37.094	32.281	37.961	253.5	1:33:52.428							
25	1	1:54.506	38.394	35.692	40.420	254.1	1:13:25.692	35	1	1:46.711	36.474	32.327	37.910	255.3	1:35:39.139							
26	1	2:23.667	38.810	36.756	1:08.101	252.9	1:15:49.359	36	1	1:47.438	37.020	32.323	38.095	254.1	1:37:26.577							
27	1	22:00.500	...	45.305	48.462	141.5	1:37:49.859	37	1	4:20.685	36.644	32.216	3:11.825	255.3	1:41:47.262							
28	1	2:00.790	41.815	37.335	41.640	248.8	1:39:50.649	38	2	1:59.426	44.233	36.301	38.892	176.2	1:43:46.688							
29	1	1:59.041	39.351	38.779	40.911	248.8	1:41:49.690	39	2	1:44.752	36.082	31.344	37.326	255.3	1:45:31.440							
30	1	1:57.106	39.273	37.113	40.720	250.0	1:43:46.796	40	2	8:52.010	42.978	1:11.331	6:57.701	257.1	1:54:23.450							
31	1	1:57.591	40.104	36.056	41.431	252.3	1:45:44.387	41	2	1:54.299	43.783	32.372	38.144	175.9	1:56:17.749							
32	1	3:35.254	57.562	1:11.571	1:26.121	251.2	1:49:19.641	42	2	1:50.852	35.788	31.647	43.417	257.8	1:58:08.601							
33	1	2:20.564	1:03.165	36.634	40.765	80.4	1:51:40.205	43	2	1:44.192	35.546	31.081	37.565	259.0	1:59:52.793							
34	1	1:53.966	38.669	35.252	40.045	251.7	1:53:34.171	44	2	1:47.103	36.712	33.146	37.245	260.2	2:01:39.896							
35	1	1:55.039	39.581	35.195	40.263	252.9	1:55:29.210	23 Biogas Motorsport Ferrari 296 GT3 1. Josep MAYOLA COMADIR 2. Marc CAROL YBARRA														
36	1	1:52.858	38.036	34.863	39.959	253.5	1:57:22.068	1	2	10:07.771	8:40.561	42.116	45.094	159.3	10:07.771							
37	1	1:52.967	38.491	34.785	39.691	251.7	1:59:15.035	2	2	1:59.070	41.945	36.542	40.588	254.7	12:06.841							
38	1	1:52.470	37.685	34.548	40.237	254.1	2:01:07.505	3	2	1:55.162	39.703	35.149	40.310	256.5	14:02.003							
20 High Class Racing Ligier JS P320 - Nissan LMP3 1. Jens Reno MOLLER 2. Tommy FOSTER								4	2	7:54.071	38.527	36.717	6:38.827	257.8	21:56.074							
1	2	9:31.008	8:11.058	39.085	40.865	154.5	9:31.008	5	2	2:37.430	1:19.108	38.108	40.214	77.2	24:33.504							
2	2	1:50.097	38.208	33.504	38.385	253.5	11:21.105	6	2	1:54.776	38.713	35.981	40.082	257.1	26:28.280							
3	2	1:51.526	38.301	33.726	39.499	256.5	13:12.631	7	2	1:54.180	38.642	35.132	40.406	257.8	28:22.460							
4	2	1:54.340	37.108	32.873	44.359	254.7	15:06.971	8	2	1:52.878	38.378	34.879	39.621	257.8	30:15.338							
								9	2	6:13.074	40.217	36.271	4:56.586	259.0	36:28.412							
								10	2	2:08.639	50.091	37.313	4:23.5	161.2	38:37.051							



LE MANS CUP



MLMC Collective Test Day
Mugello Round
Morning Test

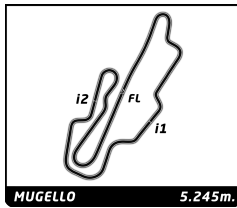
MUGELLO 5.245m Sector Analysis

Lap under Red Flag Invalidated Lap Personal Best Session Best B Crossing the pit lane

Lap	D	Time	Sector 1	Sector 2	Sector 3	T. Spd	Elapsed	Lap	D	Time	Sector 1	Sector 2	Sector 3	T. Spd	Elapsed							
11	2	1:54.404	39.200	35.325	39.879	259.0	40:31.455	21	2	1:51.795	38.187	34.207	39.401	255.9	1:04:24.084							
12	2	1:51.217	38.177	34.064	38.976	257.1	42:22.672	22	2	4:07.015 B	38.001	34.478	2:54.536	255.9	1:08:31.099							
13	2	1:50.961	37.870	33.974	39.117	258.4	44:13.633	23	2	1:58.289	44.919	34.156	39.214	174.8	1:10:29.388							
14	2	1:50.821	37.784	34.066	38.971	258.4	46:04.454	24	2	1:51.235	37.915	33.975	39.345	258.4	1:12:20.623							
15	2	1:51.904	37.720	34.145	40.039	260.2	47:56.358	25	2	9:17.855 B	38.023	34.235	8:05.597	257.8	1:21:38.478							
16	2	10:06.387 B	38.781	35.717	8:51.889	259.0	58:02.745	26	2	2:06.957	46.849	35.174	44.934	175.0	1:23:45.435							
17	1	2:18.988	54.861	41.943	42.184	112.4	1:00:21.733	27	2	1:53.820	38.367	34.789	40.664	257.8	1:25:39.255							
18	1	1:58.227	39.598	37.389	41.240	251.7	1:02:19.960	28	2	2:24.100 B	38.237	37.373	1:08.490	258.4	1:28:03.355							
19	1	1:57.628	40.543	36.561	40.524	257.1	1:04:17.588	29	2	16:47.529	...	38.889	44.023	139.2	1:44:50.884							
20	1	2:00.567	41.577	36.869	42.121	257.1	1:06:18.155	30	2	5:16.280 B	41.445	43.332	3:51.503	243.8	1:50:07.164							
21	1	1:59.661	40.004	37.185	42.472	255.9	1:08:17.816	31	1	2:06.283	48.465	37.250	40.568	171.4	1:52:13.447							
22	1	7:33.541 B	40.453	38.865	6:14.223	251.7	1:15:51.357	32	1	1:57.007	39.381	36.986	40.640	254.1	1:54:10.454							
23	1	2:13.232	52.174	38.287	42.771	141.5	1:18:04.589	33	1	1:55.409	39.757	35.802	39.850	255.9	1:56:05.863							
24	1	4:56.823 B	40.824	38.219	3:37.780	254.1	1:23:01.412	34	1	1:53.275	38.453	35.061	39.761	255.3	1:57:59.138							
25	1	2:19.109	54.288	39.743	45.078	144.8	1:25:20.521	35	1	1:53.841	38.061	35.264	40.516	258.4	1:59:52.979							
26	1	2:02.325	40.020	37.892	44.413	255.9	1:27:22.846	<div style="border: 1px solid black; padding: 5px;"> 26 Bretton Racing 1. Jamie FALVEY 2. Dan SKOCDOPOLE Ligier JS P320 - Nissan LMP3 </div>							1	1	9:33.612	8:12.831	38.932	41.849	149.6	9:33.612
27	1	2:07.475	40.862	39.570	47.043	252.9	1:29:30.321								2	1	1:52.448	38.598	34.268	39.582	252.3	11:26.060
28	1	5:33.658 B	42.860	42.270	4:08.528	216.9	1:35:03.979	3	1	1:51.365	38.739	33.771	38.855	254.1	13:17.425							
29	2	2:01.653	46.828	35.210	39.615	170.9	1:37:05.632	4	1	1:53.956	37.520	34.210	42.226	255.3	15:11.381							
30	2	1:50.530	37.717	34.058	38.755	259.6	1:38:56.162	5	1	3:31.185	54.914	1:11.450	1:24.821	255.3	18:42.566							
31	2	1:50.151	37.554	33.825	38.772	260.9	1:40:46.313	6	1	3:55.253	1:18.881	1:11.380	1:24.992	78.9	22:37.819							
32	2	1:50.787	37.559	34.050	39.178	259.6	1:42:37.100	7	1	2:16.662	1:02.553	34.488	39.621	78.8	24:54.481							
33	2	1:50.658	37.978	33.859	38.821	259.6	1:44:27.758	8	1	1:48.930	37.584	32.978	38.368	252.9	26:43.411							
34	2	5:34.837 B	37.300	33.448	4:24.089	260.2	1:50:02.595	9	1	1:47.983	37.155	32.501	38.327	252.9	28:31.394							
35	2	2:08.195	47.032	36.439	44.724	162.2	1:52:10.790	10	1	1:50.454	37.125	33.948	39.381	253.5	30:21.848							
36	2	1:50.787	37.532	33.742	39.513	259.6	1:54:01.577	11	1	1:50.006	36.935	33.290	39.781	254.7	32:11.854							
37	2	1:49.848	37.325	33.713	38.810	260.2	1:55:51.425	12	1	4:37.850 B	36.951	32.558	3:28.341	253.5	36:49.704							
38	2	1:49.582	37.167	33.632	38.783	260.2	1:57:41.007	13	1	10:27.726 B	47.283	33.995	9:06.448	156.5	47:17.430							
39	2	1:53.723	40.073	34.554	39.096	259.6	1:59:34.730	14	1	1:59.710	45.379	34.419	39.912	173.1	49:17.140							
40	2	2:24.911 B	37.644	34.425	1:12.842	262.1	2:01:59.641	15	1	2:16.342 B	36.922	32.488	1:06.932	255.9	51:33.482							
<div style="border: 1px solid black; padding: 5px;"> 24 Steller Motorsport 1. Andrew BENTLEY 2. Sennan FIELDING Audi R8 LMS GT3 </div>							16	1	20:32.735 B											1:12:06.217		
							17	1	2:09.822	54.029	36.071	39.722	142.5	1:14:16.039	17	1	1:50.648	38.288	33.541	38.819	248.3	1:16:06.687
1	1	10:05.819	8:36.237	44.825	44.757	123.9	10:05.819	18	1	1:50.705	37.294	34.650	38.761	253.5	1:17:57.392							
2	1	2:02.833	41.984	38.320	42.529	252.3	12:08.652	19	1	1:47.477	36.940	32.379	38.158	252.3	1:19:44.869							
3	1	1:58.412	39.792	36.143	42.477	254.7	14:07.064	20	1	1:46.639	36.644	32.145	37.850	254.1	1:21:31.508							
4	1	2:37.549	40.357	36.852	1:20.340	256.5	16:44.613	21	1	1:53.970	36.546	32.685	44.739	255.3	1:23:25.478							
5	1	3:58.837	1:20.171	1:12.168	1:26.498	77.5	20:43.450	22	1	4:51.167 B	36.620	35.199	3:39.348	255.9	1:28:16.645							
6	1	3:16.266	1:19.406	1:12.121	44.739	79.2	23:59.716	23	2	2:04.172	48.128	35.755	40.289	142.9	1:30:20.817							
7	1	1:59.040	40.132	36.744	42.164	251.7	25:58.756	24	2	1:52.974	37.835	36.092	39.047	254.1	1:32:13.791							
8	1	1:58.990	40.318	37.474	41.198	250.6	27:57.746	25	2	1:49.751	37.084	33.468	39.199	255.9	1:34:03.542							
9	1	1:56.223	39.303	36.070	40.850	254.1	29:53.969	26	2	1:49.422	37.187	33.309	38.926	254.7	1:35:52.964							
10	1	1:56.184	39.158	36.541	40.485	255.3	31:50.153	27	2	1:49.719	37.131	33.463	39.125	255.3	1:37:42.683							
11	1	3:57.406 B	41.241	38.052	2:38.113	254.7	35:47.559	28	2	1:49.257	37.513	32.934	38.810	243.2	1:39:31.940							
12	2	2:07.464	48.653	35.995	42.816	150.2	37:55.023	29	2	1:49.228	37.330	33.370	38.528	255.9	1:41:21.168							
13	2	1:53.682	38.636	35.322	39.724	255.3	39:48.705	30	2	1:47.735	36.991	32.616	38.128	255.9	1:43:08.903							
14	2	1:51.988	38.234	34.380	39.374	257.1	41:40.693	31	2	1:49.510	36.723	33.292	39.495	256.5	1:44:58.413							
15	2	1:51.436	38.024	34.011	39.401	255.9	43:32.129	32	2	2:44.929	37.263	41.127	1:26.539	257.1	1:47:43.342							
16	2	1:50.424	37.702	33.735	38.987	256.5	45:22.553	33	2	3:05.206	1:18.931	1:07.061	39.214	79.4	1:50:48.548							
17	2	1:52.867	37.710	34.114	41.043	257.1	47:15.420	34	2	1:48.242	37.111	32.878	38.253	254.1	1:52:36.790							
18	2	1:18.193 B	37.607	33.649	...	257.1	58:33.613															
19	2	1:59.431	45.507	34.550	39.374	174.2	1:00:33.044															
20	2	1:59.245	37.924	38.668	42.653	257.8	1:02:32.289															



LE MANS CUP



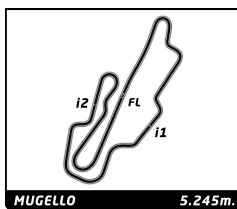
MLMC Collective Test Day
Mugello Round
Morning Test

Sector Analysis

Lap under Red Flag Invalidated Lap Personal Best Session Best B Crossing the pit lane

Lap	D	Time	Sector 1	Sector 2	Sector 3	T. Spd	Elapsed	Lap	D	Time	Sector 1	Sector 2	Sector 3	T. Spd	Elapsed							
36	2	1:50.100	37.517	33.775	38.808	255.9	1:54:26.890	3	1	1:55.538	40.839	34.703	39.996	237.4	13:15.303							
37	2	1:48.560	37.378	32.854	38.328	256.5	1:56:15.450	4	1	1:54.225	38.528	34.561	41.136	254.7	15:09.528							
38	2	1:47.167	36.784	32.444	37.939	256.5	1:58:02.617	5	1	3:29.760	53.720	1:11.045	1:24.995	241.6	18:39.288							
39	2	1:51.079	37.234	34.115	39.730	257.8	1:59:53.696	6	1	6:08.429 B	1:18.954	1:11.818	3:37.657	79.9	24:47.717							
40	2	2:26.034 B	38.882	35.598	1:11.554	259.0	2:02:19.730	7	2	2:02.637	47.739	35.353	39.545	160.5	26:50.354							
27 P4 Racing Ligier JS P320 - Nissan 1. Andrew FERGUSON LMP3 2. Louis HAMILTON-SMITH								8								2	2:02.175	39.102	42.443	40.630	254.1	28:52.529
1	1	10:07.002	8:37.383	44.296	45.323	107.8	10:07.002	9	2	1:52.027	38.384	34.084	39.559	254.7	30:44.556							
2	1	2:06.042	44.561	38.674	42.807	249.4	12:13.044	10	2	1:52.590	38.236	35.283	39.071	255.3	32:37.146							
3	1	15:58.053 B	41.992	36.192	...	235.8	28:11.097	11	2	1:49.681	37.644	33.800	38.237	255.9	34:26.827							
4	1	2:19.653	56.884	39.303	43.466	141.9	30:30.750	12	2	1:47.819	36.931	32.340	38.548	255.9	36:14.646							
5	1	2:00.210	41.434	37.221	41.555	251.7	32:30.960	13	2	1:47.670	36.971	32.565	38.134	255.9	38:02.316							
6	1	2:00.683	41.049	37.948	41.686	252.3	34:31.643	14	2	6:25.269 B	37.072	32.998	5:15.199	257.1	44:27.585							
7	1	2:02.149	42.465	36.911	42.773	254.7	36:33.792	15	1	2:01.342	46.386	33.710	41.246	160.2	46:28.927							
8	1	2:01.865	40.852	38.057	42.956	254.7	38:35.657	16	1	1:49.802	38.050	33.152	38.600	255.9	48:18.729							
9	1	2:00.968	42.332	37.175	41.461	235.8	40:36.625	17	1	1:50.524	37.733	33.238	39.553	257.1	50:09.253							
10	1	4:34.235 B	40.231	39.228	3:14.776	255.3	45:10.860	18	1	7:30.169 B	37.472	33.634	6:19.063	257.1	57:39.422							
11	2	2:01.795	47.158	35.152	39.485	167.2	47:12.655	19	1	2:03.992	48.852	34.426	40.714	165.6	59:43.414							
12	2	1:51.784	38.982	33.811	38.991	257.8	49:04.439	20	1	1:49.113	37.848	32.685	38.580	254.1	1:01:32.527							
13	2	1:52.276	38.102	35.197	38.977	259.6	50:56.715	21	1	1:55.970	39.074	36.326	40.570	258.4	1:03:28.497							
14	2	7:15.931 B	42.208	1:11.038	5:22.685	259.6	58:12.646	22	1	1:48.608	37.754	32.690	38.164	255.9	1:05:17.105							
15	2	2:05.573	49.565	36.280	39.728	161.9	1:00:18.219	23	1	1:47.779	37.182	32.444	38.153	257.1	1:07:04.884							
16	2	1:50.150	38.075	33.340	38.735	256.5	1:02:08.369	24	1	1:48.138	37.285	32.536	38.317	257.1	1:08:53.022							
17	2	1:48.207	37.077	33.007	38.123	258.4	1:03:56.576	25	1	1:48.215	37.256	32.637	38.322	255.9	1:10:41.237							
18	2	1:50.536	37.481	34.363	38.692	260.2	1:05:47.112	26	1	10:54.645 B	37.238	32.987	9:44.420	257.1	1:21:35.882							
19	2	1:48.388	36.986	33.184	38.218	259.0	1:07:35.500	27	2	2:06.739	50.114	35.473	41.152	153.4	1:23:42.621							
20	2	1:47.819	36.734	33.066	38.019	259.6	1:09:23.319	28	2	1:52.717	38.735	34.101	39.881	248.8	1:25:35.338							
21	2	1:48.455	37.446	32.976	38.033	262.8	1:11:11.774	29	2	1:51.140	38.836	33.484	38.820	255.3	1:27:26.478							
22	2	4:57.236 B	36.899	34.107	3:46.230	262.8	1:16:09.010	30	2	1:49.413	37.360	33.893	38.160	257.1	1:29:15.891							
23	1	2:08.763	50.308	37.049	41.406	151.5	1:18:17.773	31	2	1:48.998	36.806	34.308	37.884	258.4	1:31:04.889							
24	1	1:58.714	40.070	36.883	41.761	257.8	1:20:16.487	32	2	1:46.994	36.894	32.348	37.752	259.0	1:32:51.883							
25	1	1:59.759	40.241	37.593	41.925	255.9	1:22:16.246	33	2	1:47.030	36.899	31.942	38.189	258.4	1:34:38.913							
26	1	2:00.032	41.416	37.424	41.192	236.8	1:24:16.278	34	2	1:51.154	37.190	35.701	38.263	258.4	1:36:30.067							
27	1	1:59.612	41.673	37.180	40.759	257.8	1:26:15.890	35	2	2:10.337 B	37.358	33.299	59.680	259.6	1:38:40.404							
28	1	1:59.045	39.773	38.587	40.685	256.5	1:28:14.935	36	1	7:40.042	6:10.900	35.237	53.905	169.3	1:46:20.446							
29	1	2:03.389	39.783	41.608	41.998	257.1	1:30:18.324	37	1	3:47.701	1:18.337	1:10.751	1:18.613	79.9	1:50:08.147							
30	1	5:49.104 B	39.360	39.071	4:30.673	257.1	1:36:07.428	38	1	1:52.518	39.489	34.044	38.985	231.3	1:52:00.665							
31	2	1:58.768	46.491	33.116	39.161	174.2	1:38:06.196	39	1	1:52.413	37.928	34.001	40.484	256.5	1:53:53.078							
32	2	1:48.322	37.056	33.223	38.043	259.6	1:39:54.518	40	1	1:51.777	38.039	34.787	38.951	256.5	1:55:44.855							
33	2	1:49.967	36.859	35.105	38.003	260.2	1:41:44.485	41	1	1:56.225	42.341	33.994	39.890	259.0	1:57:41.080							
34	2	1:46.306	36.521	32.009	37.776	259.6	1:43:30.791	42	1	1:51.451	38.542	33.391	39.518	257.8	1:59:32.531							
35	2	1:46.476	36.573	31.946	37.957	259.6	1:45:17.267	43	1	1:49.381	37.600	33.254	38.527	258.4	2:01:21.912							
36	2	3:03.558	36.973	1:02.075	1:24.510	259.0	1:48:20.825	29 MV2S Racing Ligier JS P320 - Nissan 1. Jacek ZIELONKA LMP3 2. Maximus MAYER														
37	2	2:44.893	1:18.566	47.655	38.672	79.9	1:51:05.718	1	2	9:28.577	8:08.472	39.769	40.336	151.9	9:28.577							
38	2	1:47.650	37.160	32.238	38.252	257.8	1:52:53.368	2	2	1:52.049	38.657	33.471	39.921	248.8	11:20.626							
39	2	1:47.133	36.987	32.199	37.947	259.6	1:54:40.501	3	2	1:51.530	38.063	34.197	39.270	254.7	13:12.156							
40	2	2:15.380 B	37.644	33.097	1:04.639	260.9	1:56:55.881	4	2	1:47.894	37.185	32.511	38.198	255.3	15:00.050							
28 MV2S Racing Ligier JS P320 - Nissan 1. Terrence WOODWARD LMP3 2. Viacheslav GUTAK								5	2	3:16.788	41.342	1:11.102	1:24.344	254.7	18:16.838							
1	1	9:22.433	7:59.475	40.257	42.701	135.8	9:22.433	6	2	3:54.242	1:18.398	1:11.208	1:24.636	79.8	22:11.080							
2	1	1:57.332	40.841	35.530	40.961	249.4	11:19.765	7	2	2:27.150	1:13.135	35.619	38.396	79.7	24:38.230							
								8	2	5:54.928 B	36.504	33.648	4:44.776	254.7	30:33.158							
								9	1	2:06.255	46.188	38.461	41.606	158.8	32:39.413							

LE MANS CUP



MLMC Collective Test Day
Mugello Round
Morning Test

Sector Analysis

Lap under Red Flag Invalidated Lap Personal Best Session Best Crossing the pit lane

Lap	D	Time	Sector 1	Sector 2	Sector 3	T. Spd	Elapsed	Lap	D	Time	Sector 1	Sector 2	Sector 3	T. Spd	Elapsed
10	1	1:53.283	39.862	34.216	39.205	252.9	34:32.696	17	2	1:45.834	36.080	32.135	37.619	260.9	46:16.644
11	1	1:51.354	39.314	33.383	38.657	255.9	36:24.050	18	2	1:45.019	35.988	31.714	37.317	260.2	48:01.663
12	1	1:50.108	38.021	33.321	38.766	255.3	38:14.158	19	2	1:46.158	35.998	32.204	37.956	260.9	49:47.821
13	1	1:48.938	37.124	32.888	38.926	254.7	40:03.096	20	2	8:04.827 B	36.020	31.294	6:57.513	261.5	57:52.648
14	1	1:48.759	37.432	32.816	38.511	255.3	41:51.855	21	1	2:04.626	49.273	35.485	39.868	147.5	59:57.274
15	1	1:49.771	37.646	33.189	38.936	254.1	43:41.626	22	1	1:49.899	37.309	33.638	38.952	259.0	1:01:47.173
16	1	5:11.270 B	37.616	35.516	3:58.138	257.1	48:52.896	23	1	1:51.279	37.716	34.128	39.435	259.6	1:03:38.452
17	2	2:05.619	50.814	36.046	38.759	167.2	50:58.515	24	1	1:48.089	37.122	32.680	38.287	259.0	1:05:26.541
18	2	6:46.473 B	45.995	1:11.148	4:49.330	256.5	57:44.988	25	1	1:47.919	36.863	32.621	38.435	259.0	1:07:14.460
19	2	2:00.867	46.831	34.359	39.677	172.5	59:45.855	26	1	4:27.522 B	37.566	33.035	3:16.921	259.0	1:11:41.982
20	2	1:47.267	36.840	32.148	38.279	252.9	1:01:33.122	27	1	2:12.843	54.390	37.371	41.082	132.7	1:13:54.825
21	2	1:49.533	37.116	34.562	37.855	255.9	1:03:22.655	28	1	1:54.215	39.606	35.017	39.592	256.5	1:15:49.040
22	2	1:46.187	36.180	31.881	38.126	255.9	1:05:08.842	29	1	1:48.870	37.337	33.264	38.269	259.6	1:17:37.910
23	2	1:44.420	35.844	31.151	37.425	258.4	1:06:53.262	30	1	1:47.442	36.951	32.440	38.051	260.9	1:19:25.352
24	2	2:04.736 B	35.851	31.284	57.601	257.1	1:08:57.998	31	1	1:46.438	36.480	32.223	37.735	262.1	1:21:11.790
25	2	14:43.827	...	33.217	39.656	171.7	1:23:41.825	32	1	1:49.129	36.631	34.445	38.053	260.2	1:23:00.919
26	2	1:45.715	36.068	31.475	38.172	255.3	1:25:27.540	33	1	1:46.720	36.351	32.380	37.989	259.0	1:24:47.639
27	2	1:46.430	35.881	32.804	37.745	255.3	1:27:13.970	34	1	1:45.948	36.445	31.885	37.618	262.1	1:26:33.587
28	2	1:44.814	36.028	31.285	37.501	256.5	1:28:58.784	35	1	1:48.699	36.169	34.674	37.856	261.5	1:28:22.286
29	2	1:45.541	36.458	31.382	37.701	259.0	1:30:44.325	36	1	1:48.609	36.269	33.845	38.495	261.5	1:30:10.895
30	2	1:44.814	35.833	31.529	37.452	257.1	1:32:29.139	37	1	1:45.698	36.180	31.785	37.733	261.5	1:31:56.593
31	2	4:30.630 B	36.121	32.388	3:22.121	258.4	1:36:59.769	38	1	1:47.109	36.479	32.701	37.929	262.1	1:33:43.702
32	1	2:02.748	49.768	34.648	38.332	150.2	1:39:02.517	39	1	4:23.477 B	36.382	32.046	3:15.049	259.6	1:38:07.179
33	1	1:46.814	36.692	32.125	37.997	257.1	1:40:49.331	40	2	2:00.094	47.065	33.274	39.755	178.2	1:40:07.273
34	1	1:47.633	36.711	32.510	38.412	256.5	1:42:36.964	41	2	1:45.484	36.299	31.477	37.708	262.1	1:41:52.757
35	1	1:47.272	36.754	32.173	38.345	258.4	1:44:24.236	42	2	1:51.892	36.565	35.336	39.991	262.1	1:43:44.649
36	1	2:06.487	36.817	33.407	56.263	255.9	1:46:30.723	43	2	1:44.331	35.921	31.279	37.131	260.9	1:45:28.980
37	1	3:43.038	1:18.749	1:11.459	1:12.830	79.8	1:50:13.761	44	2	3:20.511	44.284	1:11.549	1:24.678	262.1	1:48:49.491
38	1	1:52.107	38.261	34.255	39.591	248.8	1:52:05.868	45	2	2:32.818	1:15.886	37.025	39.907	80.1	1:51:22.309
39	1	1:47.552	36.812	32.368	38.372	255.3	1:53:53.420	46	2	1:46.292	36.125	32.069	38.098	260.2	1:53:08.601
40	1	1:51.832	38.093	34.777	38.962	259.6	1:55:45.252	47	2	1:53.260	36.123	31.663	45.474	262.8	1:55:01.861
41	1	1:52.424	38.372	34.695	39.357	258.4	1:57:37.676	48	2	1:43.991	35.878	31.097	37.016	261.5	1:56:45.852
42	1	1:50.007	38.281	33.326	38.400	259.0	1:59:27.683	49	2	1:55.695	36.907	40.555	38.233	264.1	1:58:41.547
43	1	1:47.250	36.642	32.511	38.097	257.8	2:01:14.933	50	2	2:14.484 B	35.755	31.486	1:07.243	264.1	2:00:56.031

34 Inter Europol Competition Ligier JS P320 - Nissan
1. Alexander BUKHANTSOV LMP3
2. Rik KOEN

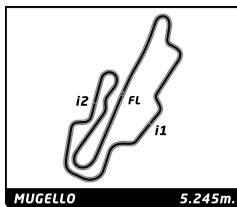
1	2	9:17.034	7:52.051	41.100	43.883	161.4	9:17.034
2	2	1:59.104	41.259	36.313	41.532	240.0	11:16.138
3	2	2:04.582	44.953	38.280	41.349	179.7	13:20.720
4	2	1:53.349	38.466	33.842	41.041	242.7	15:14.069
5	2	3:29.216	53.489	1:11.060	1:24.667	255.3	18:43.285
6	2	3:55.166	1:19.029	1:11.195	1:24.942	77.8	22:38.451
7	2	2:17.783	1:03.089	34.945	39.749	79.1	24:56.234
8	2	1:54.815	39.515	35.334	39.966	236.8	26:51.049
9	2	1:57.674	37.235	37.711	42.728	252.3	28:48.723
10	2	2:05.521	45.376	40.014	40.131	197.8	30:54.244
11	2	1:46.188	36.617	31.777	37.794	257.1	32:40.432
12	2	4:31.612 B	39.172	34.244	3:18.196	228.8	37:12.044
13	2	1:58.954	44.025	35.866	39.063	177.3	39:10.998
14	2	1:48.013	36.677	32.812	38.524	257.1	40:59.011
15	2	1:45.141	36.256	31.353	37.532	258.4	42:44.152
16	2	1:46.658	36.309	32.839	37.510	259.6	44:30.810

43 Inter Europol Competition Ligier JS P320 - Nissan
1. Timothy CRESWICK LMP3
2. Sebastian GRAVLUND

1	2	12:12.446 B	8:09.405	44.827	3:18.214	145.6	12:12.446
2	2	2:25.473	54.832	42.586	48.055	140.1	14:37.919
3	2	3:25.179	50.379	1:09.559	1:25.241	224.5	18:03.098
4	2	4:01.607	1:18.858	1:13.305	1:29.444	79.8	22:04.705
5	2	2:50.712	1:17.785	44.138	48.789	79.6	24:55.417
6	2	2:09.536	43.732	40.545	45.259	227.4	27:04.953
7	2	2:09.640	43.939	39.812	45.889	231.8	29:14.593
8	2	2:05.333	43.174	37.377	44.782	209.3	31:19.926
9	2	2:11.051	40.470	43.960	46.621	258.4	33:30.977
10	2	2:09.873	43.946	41.753	44.174	197.8	35:40.850
11	2	4:49.792 B	38.898	34.948	3:35.946	253.5	40:30.642
12	1	2:09.867	52.728	36.258	40.881	123.0	42:40.509
13	1	1:52.683	38.344	34.626	39.713	255.9	44:33.192
14	1	1:52.390	38.988	34.240	39.162	257.1	46:25.582
15	1	1:50.766	38.073	33.783	38.910	257.8	48:16.348
16	1	1:51.854	37.805	34.329	39.720	259.0	50:08.202



LE MANS CUP



MLMC Collective Test Day
Mugello Round
Morning Test

MUGELLO 5.245m. Sector Analysis

Lap under Red Flag Invalidated Lap Personal Best Session Best B Crossing the pit lane

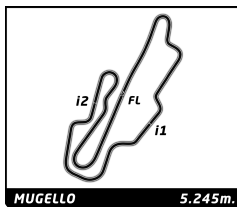
Lap	D	Time	Sector 1	Sector 2	Sector 3	T. Spd	Elapsed	Lap	D	Time	Sector 1	Sector 2	Sector 3	T. Spd	Elapsed
17	1	9:20.676	B 37.646	34.195	8:08.835	259.0	59:28.878	28	2	1:45.229	36.101	31.896	37.232	260.9	1:13:21.317
18	1	2:03.300	47.526	36.197	39.577	177.0	1:01:32.178	29	2	1:46.643	36.431	32.625	37.587	260.9	1:15:07.960
19	1	1:52.147	37.656	35.721	38.770	259.0	1:03:24.325	30	2	1:45.358	36.151	31.982	37.225	260.9	1:16:53.318
20	1	1:49.839	37.637	33.502	38.700	258.4	1:05:14.164	31	2	6:12.862	B 37.137	34.149	5:01.576	262.1	1:23:06.180
21	1	1:48.361	37.179	32.959	38.223	259.6	1:07:02.525	32	1	1:55.400	44.707	32.850	37.843	172.0	1:25:01.580
22	1	2:19.166	36.950	1:00.432	41.784	259.6	1:09:21.691	33	1	1:47.152	36.709	32.445	37.998	264.1	1:26:48.732
23	1	1:49.435	37.375	33.646	38.414	257.8	1:11:11.126	34	1	1:46.989	36.635	32.451	37.903	260.2	1:28:35.721
24	1	1:49.860	36.952	34.330	38.578	260.2	1:13:00.986	35	1	1:47.771	36.928	32.763	38.080	260.2	1:30:23.492
25	1	1:48.764	36.937	33.168	38.659	257.1	1:14:49.750	36	1	1:48.664	36.466	34.138	38.060	261.5	1:32:12.156
26	1	7:19.103	B 37.041	33.311	6:08.751	257.8	1:22:08.853	37	1	1:46.737	36.624	32.188	37.925	262.8	1:33:58.893
27	1	2:07.683	51.642	36.012	40.029	144.8	1:24:16.536	38	1	1:46.559	36.460	32.163	37.936	261.5	1:35:45.452
28	1	1:53.578	39.662	35.075	38.841	259.0	1:26:10.114	39	1	1:47.809	36.831	32.966	38.012	260.9	1:37:33.261
29	1	9:16.626	B 37.609	49.156	7:49.861	258.4	1:35:26.740	40	1	1:46.994	36.814	32.372	37.808	260.9	1:39:20.255
30	1	2:00.964	46.125	34.861	39.978	173.9	1:37:27.704	41	1	5:52.103	B 36.903	32.617	4:42.583	262.1	1:45:12.358
31	1	1:49.635	37.521	33.480	38.634	258.4	1:39:17.339	42	2	3:12.609	44.074	1:04.227	1:24.308	177.6	1:48:24.967
32	1	1:48.100	36.981	32.761	38.358	259.0	1:41:05.439	43	2	2:42.686	1:18.345	45.369	38.972	80.1	1:51:07.653
33	1	1:56.404	37.200	40.131	39.073	257.1	1:43:01.843	44	2	1:48.704	37.869	33.061	37.774	260.2	1:52:56.357
34	1	1:49.701	37.151	33.577	38.973	256.5	1:44:51.544	45	2	1:48.074	37.301	32.961	37.812	262.1	1:54:44.431
35	1	5:26.538	B 38.608	41.995	4:05.935	258.4	1:50:18.082	46	2	1:48.049	37.271	32.503	38.275	261.5	1:56:32.480
36	1	2:02.639	44.922	36.504	41.213	178.5	1:52:20.721	47	2	1:48.701	37.751	33.065	37.885	259.0	1:58:21.181
37	1	1:50.063	38.206	33.349	38.508	256.5	1:54:10.784	48	2	1:46.764	36.583	32.226	37.955	261.5	2:00:07.945
38	1	1:49.263	37.677	33.114	38.472	259.6	1:56:00.047								
39	1	5:04.903	B 37.220	33.284	3:54.399	260.9	2:01:04.950								

44 Team Virage		Ligier JS P320 - Nissan					
1.Georgios KOLOVOS		LMP3					
2.Mihnea STEFAN							
1	2	9:27.574	8:07.483	39.731	40.360	157.2	9:27.574
2	2	1:51.756	38.534	33.931	39.291	252.3	11:19.330
3	2	1:49.282	37.433	33.827	38.022	255.3	13:08.612
4	2	1:47.668	36.914	32.474	38.280	256.5	14:56.280
5	2	3:15.176	39.567	1:11.088	1:24.521	254.7	18:11.456
6	2	3:54.094	1:18.301	1:11.064	1:24.729	79.9	22:05.550
7	2	2:30.405	1:17.012	35.000	38.393	79.8	24:35.955
8	2	1:49.470	37.013	34.528	37.929	255.9	26:25.425
9	2	1:46.983	36.929	32.390	37.664	257.1	28:12.408
10	2	1:50.132	37.420	34.933	37.779	257.1	30:02.540
11	2	5:57.481	B 36.746	32.649	4:48.086	258.4	36:00.021
12	1	1:57.082	45.663	33.306	38.113	163.9	37:57.103
13	1	1:49.635	36.881	34.616	38.138	258.4	39:46.738
14	1	1:48.332	37.188	33.307	37.837	258.4	41:35.070
15	1	1:47.705	37.022	32.678	38.005	258.4	43:22.775
16	1	1:48.355	36.891	33.426	38.038	259.0	45:11.130
17	1	1:48.660	36.915	33.605	38.140	259.0	46:59.790
18	1	1:47.678	37.149	32.398	38.131	261.5	48:47.468
19	1	1:47.190	36.816	32.560	37.814	262.1	50:34.658
20	1	7:12.226	B 37.357	46.978	5:47.891	264.1	57:46.884
21	2	2:04.538	49.159	36.429	38.950	163.6	59:51.422
22	2	2:44.461	B 36.775	34.120	1:33.566	256.5	1:02:35.883
23	2	1:53.771	43.779	32.394	37.598	175.9	1:04:29.654
24	2	1:46.886	36.196	32.022	38.668	259.0	1:06:16.540
25	2	1:45.204	36.151	31.690	37.363	257.8	1:08:01.744
26	2	1:48.998	38.530	32.920	37.548	261.5	1:09:50.742
27	2	1:45.346	36.081	31.909	37.356	259.6	1:11:36.088

50 Reiter Engineering		Ligier JS P320 - Nissan					
1.Horst FELBERMAYR		LMP3					
2.Miklas BORN							
1	2	9:06.303	7:49.035	36.867	40.401	156.1	9:06.303
2	2	1:51.767	38.879	34.365	38.523	254.7	10:58.070
3	2	1:49.268	37.268	33.986	38.014	256.5	12:47.338
4	2	8:26.581	B 37.236	32.463	7:16.882	259.0	21:13.919
5	2	2:56.719	1:17.558	1:00.488	38.673	80.1	24:10.638
6	2	1:50.786	37.215	33.221	40.350	255.9	26:01.424
7	2	1:54.649	38.005	35.105	41.539	258.4	27:56.073
8	2	1:47.610	37.009	32.677	37.924	256.5	29:43.683
9	2	4:05.980	B 37.012	32.841	2:56.127	259.6	33:49.663
10	1	2:09.661	52.189	37.703	39.769	115.3	35:59.324
11	1	1:54.077	38.571	34.877	40.629	256.5	37:53.401
12	1	1:50.604	37.807	34.242	38.555	256.5	39:44.005
13	1	1:50.695	37.747	34.093	38.855	258.4	41:34.700
14	1	1:51.145	38.576	34.110	38.459	220.4	43:25.845
15	1	1:49.160	37.601	33.369	38.190	257.8	45:15.005
16	1	1:49.674	38.048	33.300	38.326	258.4	47:04.679
17	1	1:49.592	37.682	33.671	38.239	260.2	48:54.271
18	1	1:48.488	37.321	32.993	38.174	259.0	50:42.759
19	1	7:05.950	B 37.571	1:05.298	5:23.081	259.6	57:48.709
20	2	2:05.539	50.959	35.229	39.351	159.1	59:54.248
21	2	1:49.964	37.574	33.208	39.182	256.5	1:01:44.212
22	2	1:51.513	38.581	33.850	39.082	259.6	1:03:35.725
23	2	1:47.230	36.613	32.172	38.445	259.0	1:05:22.955
24	2	1:49.026	37.311	32.324	39.391	260.2	1:07:11.981
25	2	1:48.370	36.702	33.756	37.912	258.4	1:09:00.351
26	2	1:45.829	36.297	32.074	37.458	259.0	1:10:46.180
27	2	4:56.523	B 37.444	33.276	3:45.803	260.2	1:15:42.703
28	2	1:58.079	45.258	32.594	40.227	176.8	1:17:40.782
29	2	1:47.694	36.512	33.486	37.696	259.6	1:19:28.476



LE MANS CUP



MLMC Collective Test Day
Mugello Round
Morning Test

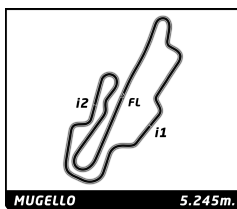
MUGELLO 5.245m Sector Analysis

Lap under Red Flag Invalidated Lap Personal Best Session Best Crossing the pit lane

Lap	D	Time	Sector 1	Sector 2	Sector 3	T. Spd	Elapsed	Lap	D	Time	Sector 1	Sector 2	Sector 3	T. Spd	Elapsed
30	2	1:49.583	36.362	34.216	39.005	259.6	1:21:18.059	32	1	1:51.087	37.782	33.855	39.450	254.1	1:40:32.705
31	2	1:47.083	36.164	32.530	38.389	258.4	1:23:05.142	33	1	1:57.955	38.083	36.283	43.589	252.9	1:42:30.660
32	2	1:45.257	36.027	31.986	37.244	261.5	1:24:50.399	34	1	1:51.431	37.949	34.168	39.314	252.3	1:44:22.091
33	2	4:19.729 B	37.307	32.325	3:10.097	263.4	1:29:10.128	35	1	4:00.002 B	37.975	35.644	2:46.383	253.5	1:48:22.093
34	1	1:59.619	46.381	34.084	39.154	168.7	1:31:09.747	36	2	2:48.149	1:18.320	48.075	41.754	79.8	1:51:10.242
35	1	1:49.693	38.439	33.003	38.251	258.4	1:32:59.440	37	2	1:49.947	37.632	33.575	38.740	253.5	1:53:00.189
36	1	1:48.230	37.146	32.949	38.135	259.0	1:34:47.670	38	2	1:51.153	38.267	33.970	38.916	255.3	1:54:51.342
37	1	1:47.758	36.954	32.557	38.247	257.8	1:36:35.428	39	2	1:49.367	37.003	33.651	38.713	255.3	1:56:40.709
38	1	1:50.269	37.524	34.482	38.263	258.4	1:38:25.697	40	2	2:11.029 B	37.754	34.248	59.027	255.3	1:58:51.738
39	1	1:48.295	37.106	32.633	38.556	260.9	1:40:13.992	<div style="border: 1px solid black; padding: 5px;"> 58 GG Classics 1. George NAKAS 2. Fraser ROSS Ligier JS P320 - Nissan LMP3 </div>							
40	1	1:48.516	37.294	33.135	38.087	259.0	1:42:02.508								
41	1	1:47.833	37.332	32.456	38.045	257.8	1:43:50.341	1	2	9:44.677	8:22.368	40.818	41.491	160.7	9:44.677
42	1	4:35.785 B	37.750	36.102	3:21.933	260.9	1:48:26.126	2	2	1:51.329	38.271	33.906	39.152	255.9	11:36.006
43	1	2:42.305	1:19.121	43.995	39.189	80.0	1:51:08.431	3	2	1:49.166	37.224	33.039	38.903	258.4	13:25.172
44	1	1:50.047	37.825	33.280	38.942	258.4	1:52:58.478	4	2	9:48.681 B	36.886	34.193	8:37.602	260.9	23:13.853
45	1	1:49.241	37.459	33.042	38.740	260.9	1:54:47.719	5	1	2:16.009	54.791	38.163	43.055	149.4	25:29.862
46	1	1:49.356	37.412	33.703	38.241	259.6	1:56:37.075	6	1	1:56.485	39.647	36.860	39.978	256.5	27:26.347
47	1	1:47.213	36.886	32.408	37.919	259.0	1:58:24.288	7	1	1:55.139	40.022	35.155	39.962	250.0	29:21.486
48	1	1:46.731	36.579	32.307	37.845	261.5	2:00:11.019	8	1	1:55.919	40.206	34.782	40.931	254.7	31:17.405
<div style="border: 1px solid black; padding: 5px;"> 51 AF Corse 1. Matthew KURZEJEWSKI 2. Alessandro BALZAN Ferrari 296 GT3 GT3 </div>							9	1	1:52.569	39.075	34.373	39.121	258.4	33:09.974	
							10	1	1:52.273	38.278	34.128	39.867	259.0	35:02.247	
1	2	9:40.452	8:18.359	38.770	43.323	153.0	9:40.452	11	1	1:53.480	38.692	34.372	40.416	260.2	36:55.727
2	2	1:53.728	38.836	35.344	39.548	249.4	11:34.180	12	1	1:51.845	38.440	34.196	39.209	260.2	38:47.572
3	2	1:50.909	37.778	33.930	39.201	252.9	13:25.089	13	1	1:52.040	38.610	34.224	39.206	261.5	40:39.612
4	2	2:02.894	38.235	34.669	49.990	252.9	15:27.983	14	1	1:53.965	38.521	36.424	39.020	261.5	42:33.577
5	2	4:22.757 B	1:13.520	1:11.548	1:57.689	79.5	19:50.740	15	1	1:51.952	38.379	33.509	40.064	259.6	44:25.529
6	2	3:38.638	1:18.652	1:11.656	1:08.330	79.5	23:29.378	16	1	3:51.306 B	38.079	34.021	2:39.206	261.5	48:16.835
7	2	1:54.363	39.440	35.419	39.504	248.3	25:23.741	17	1	2:09.539	50.544	37.810	41.185	168.5	50:26.374
8	2	1:50.768	37.990	33.915	38.863	251.7	27:14.509	18	1	7:14.650 B	39.400	41.330	5:53.920	260.2	57:41.024
9	2	1:51.442	38.033	34.465	38.944	252.3	29:05.951	19	1	2:06.831	49.495	35.164	42.172	164.4	59:47.855
10	2	1:49.823	37.196	33.693	38.934	252.9	30:55.774	20	1	1:56.050	39.604	37.308	39.138	259.0	1:01:43.905
11	2	11:58.667 B	38.234	34.695	...	253.5	42:54.441	21	1	1:56.275	38.661	36.633	40.981	254.7	1:03:40.180
12	2	2:09.740	49.855	37.844	42.041	164.6	45:04.181	22	1	1:50.946	38.968	33.733	38.245	259.6	1:05:31.126
13	2	1:52.403	38.912	34.321	39.170	250.6	46:56.584	23	1	1:49.957	37.708	33.737	38.512	261.5	1:07:21.083
14	2	1:49.124	37.265	33.343	38.516	252.9	48:45.708	24	1	1:50.298	37.783	33.933	38.582	261.5	1:09:11.381
15	2	1:48.235	36.819	32.969	38.447	254.7	50:33.943	25	1	1:50.886	38.093	34.013	38.780	259.0	1:11:02.267
16	2	7:23.884 B	37.793	49.422	5:56.669	256.5	57:57.827	26	1	2:12.552 B	37.860	33.476	1:01.216	262.1	1:13:14.819
17	2	2:07.093	50.057	35.454	41.582	137.6	1:00:04.920	27	2	11:07.827	9:56.780	33.000	38.047	175.9	1:24:22.646
18	2	1:49.547	37.162	33.822	38.563	253.5	1:01:54.467	28	2	1:47.878	36.663	33.236	37.979	260.2	1:26:10.524
19	2	1:48.437	36.846	33.188	38.403	254.1	1:03:42.904	29	2	6:17.115 B	37.276	1:16.216	4:23.623	260.9	1:32:27.639
20	2	4:26.930 B	37.572	33.506	3:15.852	254.7	1:08:09.834	30	2	2:09.858	49.299	39.441	41.118	168.5	1:34:37.497
21	1	1:59.726	45.797	34.525	39.404	166.9	1:10:09.560	31	2	1:51.159	38.238	34.299	38.622	257.1	1:36:28.656
22	1	1:52.629	37.920	35.471	39.238	253.5	1:12:02.189	32	2	1:55.107	36.839	34.596	43.672	258.4	1:38:23.763
23	1	1:51.091	37.574	34.049	39.468	253.5	1:13:53.280	33	2	1:51.128	36.319	33.309	41.500	261.5	1:40:14.891
24	1	1:51.742	37.666	34.117	39.959	252.3	1:15:45.022	34	2	1:51.594	36.734	33.475	41.385	262.1	1:42:06.485
25	1	1:51.597	37.406	34.055	40.136	255.9	1:17:36.619	35	2	1:45.723	36.230	31.848	37.645	260.9	1:43:52.208
26	1	8:02.710 B	39.364	35.510	6:47.836	254.1	1:25:39.329	36	2	6:57.413 B	36.457	35.759	5:45.197	262.1	1:50:49.621
27	1	2:01.243	46.176	35.366	39.701	168.0	1:27:40.572	37	2	1:58.280	45.900	33.674	38.706	177.0	1:52:47.901
28	1	1:52.467	38.241	34.875	39.351	252.3	1:29:33.039	38	2	1:45.897	36.227	32.030	37.640	261.5	1:54:33.798
29	1	1:52.569	38.709	34.323	39.537	253.5	1:31:25.608	39	2	1:50.541	36.961	35.023	38.557	260.9	1:56:24.339
30	1	5:10.660 B	37.778	35.384	3:57.498	254.1	1:36:36.268	40	2	1:46.292	36.489	31.842	37.961	261.5	1:58:10.631
31	1	2:05.350	47.302	36.648	41.400	146.9	1:38:41.618	41	2	1:45.475	36.089	31.713	37.673	262.1	1:59:56.106



LE MANS CUP



MLMC Collective Test Day
Mugello Round
Morning Test

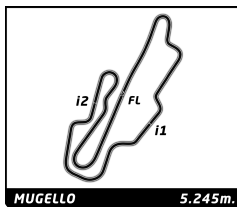
Sector Analysis

Lap under Red Flag Invalidated Lap Personal Best Session Best Crossing the pit lane

Lap	D	Time	Sector 1	Sector 2	Sector 3	T. Spd	Elapsed	Lap	D	Time	Sector 1	Sector 2	Sector 3	T. Spd	Elapsed
59	Team Virage 1. Oscar BITTAR 2. Ricardo GRACIA FILHO							Ligier JS P320 - Nissan LMP3							
1	2	9:25.726	8:05.974	38.210	41.542	160.7	9:25.726	1	2	9:35.568	8:17.528	37.166	40.874	167.2	9:35.568
2	2	1:54.179	38.949	35.106	40.124	255.9	11:19.905	2	2	1:50.952	38.437	33.840	38.675	255.3	11:26.520
3	2	1:51.605	38.485	34.093	39.027	260.2	13:11.510	3	2	1:49.880	37.691	33.343	38.846	259.6	13:16.400
4	2	1:48.976	37.433	33.318	38.225	259.0	15:00.486	4	2	2:09.597	41.268	46.116	42.213	260.2	15:25.997
5	2	3:17.428	42.587	1:10.797	1:24.044	261.5	18:17.914	5	2	3:40.864	1:02.915	1:11.222	1:26.727	237.4	19:06.861
6	2	3:59.033	1:21.096	1:11.784	1:26.153	74.8	22:16.947	6	2	3:57.284	1:19.300	1:13.191	1:24.793	79.6	23:04.145
7	2	2:25.322	1:12.455	34.758	38.109	80.0	24:42.269	7	2	2:01.696	50.100	33.326	38.270	109.0	25:05.841
8	2	1:48.787	37.566	33.415	37.806	258.4	26:31.056	8	2	1:48.104	37.042	33.119	37.943	257.1	26:53.945
9	2	1:48.886	37.142	33.967	37.777	259.0	28:19.942	9	2	1:49.074	36.781	33.752	38.541	257.8	28:43.019
10	2	1:48.189	37.277	32.989	37.923	259.0	30:08.131	10	2	1:47.178	36.560	32.197	38.421	258.4	30:30.197
11	2	1:47.319	37.028	32.447	37.844	262.1	31:55.450	11	2	1:46.223	36.315	32.294	37.614	257.8	32:16.420
12	2	4:19.852 B	37.358	34.534	3:07.960	261.5	36:15.302	12	2	1:46.023	36.353	32.264	37.406	259.0	34:02.443
13	1	2:11.139	51.167	38.942	41.030	171.7	38:26.441	13	2	6:38.735 B	36.711	33.483	5:28.541	260.2	40:41.178
14	1	1:52.684	38.613	34.664	39.407	259.0	40:19.125	14	2	2:25.145 B	47.833	32.920	1:04.392	173.6	43:06.323
15	1	1:57.730	39.271	35.949	42.510	261.5	42:16.855	15	2	23:59.974 B					1:07:06.297
16	1	1:52.052	38.287	34.325	39.440	260.9	44:08.907	16	1	2:16.182	58.771	37.216	40.195	95.6	1:09:22.479
17	1	1:53.931	39.046	34.849	40.036	261.5	46:02.838	17	1	1:52.359	38.083	35.205	39.071	254.7	1:11:14.838
18	1	1:52.927	38.155	34.845	39.927	260.9	47:55.765	18	1	1:51.448	37.933	33.629	39.886	256.5	1:13:06.286
19	1	1:55.780	40.732	35.943	39.105	259.6	49:51.545	19	1	1:48.992	37.412	33.154	38.426	257.1	1:14:55.278
20	1	9:13.682 B	37.802	33.577	8:02.303	261.5	59:05.227	20	1	1:51.541	37.200	34.752	39.589	258.4	1:16:46.819
21	2	2:03.451	48.350	36.029	39.072	169.5	1:01:08.678	21	1	1:49.787	37.693	33.613	38.481	259.6	1:18:36.606
22	2	1:51.670	38.619	34.438	38.613	257.1	1:03:00.348	22	1	1:49.147	37.242	33.163	38.742	259.0	1:20:25.753
23	2	1:47.314	37.121	32.598	37.595	260.2	1:04:47.662	23	1	1:50.658	37.730	34.121	38.807	259.0	1:22:16.411
24	2	1:45.997	36.611	31.930	37.456	261.5	1:06:33.659	24	1	1:49.045	37.142	33.283	38.620	261.5	1:24:05.456
25	2	1:49.121	36.421	32.770	39.930	259.6	1:08:22.780	25	1	1:48.826	37.260	33.270	38.296	259.6	1:25:54.282
26	2	1:47.713	36.569	33.392	37.752	259.0	1:10:10.493	26	1	1:49.853	37.573	33.377	38.903	260.2	1:27:44.135
27	2	1:47.742	37.281	32.878	37.583	261.5	1:11:58.235	27	1	1:53.455	38.226	34.446	40.783	259.0	1:29:37.590
28	2	1:52.379	38.167	32.902	41.310	262.1	1:13:50.614	28	1	5:59.171 B	37.855	34.180	4:47.136	257.8	1:35:36.761
29	2	1:44.894	36.380	31.381	37.133	260.9	1:15:35.508	29	1	2:01.740	47.878	34.859	39.003	169.0	1:37:38.501
30	2	1:45.188	36.416	31.517	37.255	264.1	1:17:20.696	30	1	1:48.871	37.355	33.161	38.355	258.4	1:39:27.372
31	2	1:45.603	36.419	31.765	37.419	262.8	1:19:06.299	31	1	1:50.391	38.577	33.338	38.476	260.2	1:41:17.763
32	2	4:37.365 B	36.539	32.788	3:28.038	262.1	1:23:43.664	32	1	1:48.937	37.363	33.202	38.372	258.4	1:43:06.700
33	1	1:59.747	46.702	34.415	38.630	176.8	1:25:43.411	33	1	1:50.979	37.364	34.760	38.855	258.4	1:44:57.679
34	1	1:53.524	37.600	34.062	41.862	260.2	1:27:36.935	34	1	2:41.853	37.421	39.552	1:24.880	259.6	1:47:39.532
35	1	1:52.727	37.236	33.902	41.589	259.6	1:29:29.662	35	1	3:06.314	1:18.773	1:07.698	39.843	79.8	1:50:45.846
36	1	1:48.960	37.264	33.121	38.575	255.9	1:31:18.622	36	1	1:50.450	37.811	34.003	38.636	255.9	1:52:36.296
37	1	1:48.985	37.036	33.326	38.623	260.2	1:33:07.607	37	1	1:50.063	37.801	33.411	38.851	259.0	1:54:26.359
38	1	1:52.305	37.583	35.977	38.745	260.2	1:34:59.912	38	1	1:53.091	38.559	34.602	39.930	259.6	1:56:19.450
39	1	1:48.373	37.031	32.754	38.588	259.0	1:36:48.285	39	1	2:19.577 B	37.751	33.524	1:08.302	259.6	1:58:39.027
40	1	1:49.440	36.947	33.862	38.631	260.2	1:38:37.725								
41	1	1:48.246	37.047	32.741	38.458	262.1	1:40:25.971								
42	1	1:49.405	36.882	33.663	38.860	261.5	1:42:15.376								
43	1	1:52.604	37.087	35.236	40.281	261.5	1:44:07.980								
44	1	1:49.894	37.331	33.676	38.887	261.5	1:45:57.874								
45	1	3:37.518	1:01.618	1:11.019	1:24.881	248.3	1:49:35.392								
46	1	2:10.707	57.524	34.583	38.600	80.1	1:51:46.099								
47	1	1:48.444	37.309	32.801	38.334	259.6	1:53:34.543								
48	1	3:53.442 B	37.614	33.223	2:42.605	259.6	1:57:27.985								
49	2	1:57.400	46.200	33.231	37.969	169.0	1:59:25.385								
50	2	1:46.777	37.006	32.271	37.500	262.1	2:01:12.162								
62	Bretton Racing 1. Ben STONE 2. Theodor JENSEN							Ligier JS P320 - Nissan LMP3							
1	2	9:35.568	8:17.528	37.166	40.874	167.2	9:35.568	1	2	9:35.568	8:17.528	37.166	40.874	167.2	9:35.568
2	2	1:50.952	38.437	33.840	38.675	255.3	11:26.520	2	2	1:50.952	38.437	33.840	38.675	255.3	11:26.520
3	2	1:49.880	37.691	33.343	38.846	259.6	13:16.400	3	2	1:49.880	37.691	33.343	38.846	259.6	13:16.400
4	2	2:09.597	41.268	46.116	42.213	260.2	15:25.997	4	2	2:09.597	41.268	46.116	42.213	260.2	15:25.997
5	2	3:40.864	1:02.915	1:11.222	1:26.727	237.4	19:06.861	5	2	3:40.864	1:02.915	1:11.222	1:26.727	237.4	19:06.861
6	2	3:57.284	1:19.300	1:13.191	1:24.793	79.6	23:04.145	6	2	3:57.284	1:19.300	1:13.191	1:24.793	79.6	23:04.145
7	2	2:01.696	50.100	33.326	38.270	109.0	25:05.841	7	2	2:01.696	50.100	33.326	38.270	109.0	25:05.841
8	2	1:48.104	37.042	33.119	37.943	257.1	26:53.945	8	2	1:48.104	37.042	33.119	37.943	257.1	26:53.945
9	2	1:49.074	36.781	33.752	38.541	257.8	28:43.019	9	2	1:49.074	36.781	33.752	38.541	257.8	28:43.019
10	2	1:47.178	36.560	32.197	38.421	258.4	30:30.197	10	2	1:47.178	36.560	32.197	38.421	258.4	30:30.197
11	2	1:46.223	36.315	32.294	37.614	257.8	32:16.420	11	2	1:46.223	36.315	32.294	37.614	257.8	32:16.420
12	2	1:46.023	36.353	32.264	37.406	259.0	34:02.443	12	2	1:46.023	36.353	32.264	37.406	259.0	34:02.443
13	2	6:38.735 B	36.711	33.483	5:28.541	260.2	40:41.178	13	2	6:38.735 B	36.711	33.483	5:28.541	260.2	40:41.178
14	2	2:25.145 B	47.833	32.920	1:04.392	173.6	43:06.323	14	2	2:25.145 B	47.833	32.920	1:04.392	173.6	43:06.323
15	2	23:59.974 B					1:07:06.297	15	2	23:59.974 B					1:07:06.297
16	1	2:16.182	58.771	37.216	40.195	95.6	1:09:22.479	16	1	2:16.182	58.771	37.216	40.195	95.6	1:09:22.479
17	1	1:52.359	38.083	35.205	39.071	254.7	1:11:14.838	17	1	1:52.359	38.083	35.205	39.071	254.7	1:11:14.838
18	1	1:51.448	37.933	33.629	39.886	256.5	1:13:06.286	18	1	1:51.448	37.933	33.629	39.886	256.5	1:13:06.286
19	1	1:48.992	37.412	33.154	38.426	257.1	1:14:55.278	19	1	1:48.992	37.412	33.154	38.426	257.1	1:14:55.278
20	1	1:51.541	37.200	34.752	39.589	258.4	1:16:46.819	20	1	1:51.541	37.200	34.752	39.589	258.4	1:16:46.819
21	1	1:49.787	37.693	33.613	38.481	259.6	1:18:36.60								



LE MANS CUP



MLMC Collective Test Day
Mugello Round
Morning Test

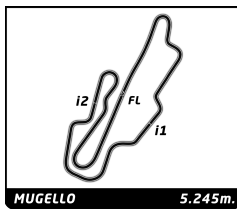
Sector Analysis

Lap under Red Flag Invalidated Lap Personal Best Session Best B Crossing the pit lane

Lap	D	Time	Sector 1	Sector 2	Sector 3	T. Spd	Elapsed	Lap	D	Time	Sector 1	Sector 2	Sector 3	T. Spd	Elapsed
9	2	1:45.673	36.554	32.107	37.012	260.9	29:00.670	10	1	1:48.111	37.107	32.761	38.243	260.9	31:25.263
10	2	1:46.962	36.220	33.569	37.173	260.2	30:47.632	11	1	1:47.391	36.828	32.444	38.119	262.1	33:12.654
11	2	1:47.306	35.664	33.774	37.868	262.1	32:34.938	12	1	1:49.746	36.790	33.686	39.270	262.8	35:02.400
12	2	1:45.729	37.101	31.683	36.945	257.8	34:20.667	13	1	7:45.960B	39.480	33.660	6:32.820	263.4	42:48.360
13	2	1:43.882	35.763	31.192	36.927	260.9	36:04.549	14	1	1:56.024	44.973	32.730	38.321	174.5	44:44.384
14	2	5:34.783B	36.115	32.716	4:25.952	262.1	41:39.332	15	1	1:49.170	36.788	33.363	39.019	260.9	46:33.554
15	1	2:09.691	52.141	35.957	41.593	127.8	43:49.023	16	1	1:46.802	36.649	32.362	37.791	262.1	48:20.356
16	1	1:56.527	39.047	36.603	40.877	255.9	45:45.550	17	1	9:34.257B	36.562	32.944	8:24.751	262.8	57:54.613
17	1	1:55.817	38.646	35.135	42.036	259.6	47:41.367	18	2	2:24.161B	51.138	34.257	58.766	129.2	1:00:18.774
18	1	1:52.701	38.567	34.431	39.703	256.5	49:34.068	19	2	1:58.684	44.786	34.265	39.633	177.6	1:02:17.458
19	1	2:02.207	39.026	34.967	48.214	259.0	51:36.275	20	2	1:47.860	37.192	32.691	37.977	260.2	1:04:05.318
20	1	7:18.363B	1:19.540	1:11.436	4:47.387	80.1	58:54.638	21	2	1:46.226	36.427	32.190	37.609	261.5	1:05:51.544
21	1	2:02.158	46.975	35.173	40.010	168.5	1:00:56.796	22	2	1:48.991	37.303	33.963	37.725	263.4	1:07:40.535
22	1	1:52.895	38.475	34.836	39.584	255.9	1:02:49.691	23	2	1:48.790	36.459	33.570	38.761	262.8	1:09:29.325
23	1	1:54.068	38.251	34.213	41.604	257.1	1:04:43.759	24	2	1:48.155	36.724	33.670	37.761	262.8	1:11:17.480
24	1	1:51.427	37.895	34.365	39.167	258.4	1:06:35.186	25	2	1:47.475	36.565	32.667	38.243	263.4	1:13:04.955
25	1	1:50.923	37.708	33.745	39.470	258.4	1:08:26.109	26	2	1:45.958	36.314	32.173	37.471	263.4	1:14:50.913
26	1	1:52.075	38.510	33.960	39.605	255.3	1:10:18.184	27	2	1:50.234	36.598	34.416	39.220	264.1	1:16:41.147
27	1	1:50.333	37.664	33.917	38.752	258.4	1:12:08.517	28	2	5:05.245B	36.626	32.638	3:55.981	263.4	1:21:46.392
28	1	4:08.048B	38.259	35.333	2:54.456	260.2	1:16:16.565	29	2	2:02.965	47.902	35.580	39.483	170.9	1:23:49.357
29	1	2:13.816	54.755	37.531	41.530	127.8	1:18:30.381	30	2	1:51.896	38.215	35.218	38.463	258.4	1:25:41.253
30	1	1:54.526	38.860	35.992	39.674	256.5	1:20:24.907	31	2	1:51.175	37.272	35.759	38.144	262.1	1:27:32.428
31	1	1:53.172	38.178	35.407	39.587	254.7	1:22:18.079	32	2	1:49.724	37.023	33.963	38.738	262.1	1:29:22.152
32	1	1:51.579	38.943	33.884	38.752	259.6	1:24:09.658	33	2	1:48.859	36.691	32.603	39.565	261.5	1:31:11.011
33	1	1:49.317	37.313	33.522	38.482	260.2	1:25:58.975	34	2	5:07.166B	37.649	33.140	3:56.377	262.1	1:36:18.177
34	1	1:48.825	37.145	33.474	38.206	259.0	1:27:47.800	35	2	1:56.464	44.521	33.468	38.475	176.5	1:38:14.641
35	1	5:01.025B	37.497	33.727	3:49.801	259.6	1:32:48.825	36	2	1:47.578	36.951	32.642	37.985	261.5	1:40:02.219
36	2	1:56.146	44.689	32.588	38.869	175.3	1:34:44.971	37	2	1:49.861	36.404	34.351	39.106	262.8	1:41:52.080
37	2	1:45.248	35.909	31.812	37.527	256.5	1:36:30.219	38	2	1:47.253	37.013	32.799	37.441	262.8	1:43:39.333
38	2	1:47.912	35.937	33.098	38.877	264.7	1:38:18.131	39	2	1:45.106	36.074	31.622	37.410	262.8	1:45:24.439
39	2	1:44.522	36.125	31.209	37.188	259.6	1:40:02.653	40	2	3:11.260	36.989	1:09.550	1:24.721	264.7	1:48:35.699
40	2	1:48.384	36.347	34.340	37.697	262.8	1:41:51.037	41	2	2:41.637	1:20.189	43.161	38.287	79.5	1:51:17.336
41	2	1:44.930	36.815	31.135	36.980	259.0	1:43:35.967	42	2	1:48.625	36.746	33.924	37.955	260.9	1:53:05.961
42	2	1:45.388	35.557	31.981	37.850	259.6	1:45:21.355	43	2	1:50.542	36.520	32.764	41.258	262.1	1:54:56.503
43	2	4:47.238B	36.331	1:05.651	3:05.256	259.0	1:50:08.593	44	2	5:30.647B	36.538	32.811	4:21.298	261.5	2:00:27.150
44	2	1:58.950	44.980	34.468	39.502	177.6	1:52:07.543	<div style="border: 1px solid black; padding: 5px;"> 71 Rinaldi Racing Ligier JS P320 - Nissan 1. Stefan AUST LMP3 2. Felipe FERNANDEZ-LASER </div>							
45	2	1:46.231	35.937	31.846	38.448	257.8	1:53:53.774								
46	2	1:53.526	40.801	34.608	38.117	264.7	1:55:47.300	1	2	9:09.737	7:52.737	36.941	40.059	132.2	9:09.737
47	2	1:47.808	36.487	34.046	37.275	260.2	1:57:35.108	2	2	1:49.853	38.473	33.427	37.953	251.2	10:59.590
48	2	1:44.212	35.859	30.938	37.415	260.9	1:59:19.320	3	2	1:46.867	36.556	32.694	37.617	255.9	12:46.457
49	2	2:10.296B	37.575	33.611	59.110	263.4	2:01:29.616	4	2	8:04.082B	36.281	31.709	6:56.092	254.7	20:50.539
<div style="border: 1px solid black; padding: 5px;"> 67 Haegeli by T2 Racing Duqueine M30 - D08 - Nissan 1. Pieder DECURTINS LMP3 2. Samir BEN </div>								5	1	3:11.003	1:20.178	1:09.407	41.418	74.0	24:01.542
								6	1	1:54.825	38.768	36.307	39.750	254.1	25:56.367
1	1	10:29.732	9:07.746	38.602	43.384	154.1	10:29.732	7	1	1:53.172	38.671	35.227	39.274	252.3	27:49.539
2	1	1:54.946	39.999	35.158	39.789	241.1	12:24.678	8	1	1:51.121	38.208	33.795	39.118	253.5	29:40.660
3	1	1:53.301	39.544	34.916	38.841	258.4	14:17.979	9	1	1:50.409	37.566	34.401	38.442	255.9	31:31.069
4	1	2:38.140	37.451	33.462	1:27.227	260.2	16:56.119	10	1	1:49.147	37.256	33.170	38.721	255.9	33:20.216
5	1	4:05.050	1:28.702	1:11.447	1:24.901	75.7	21:01.169	11	1	1:49.331	36.985	33.948	38.398	255.3	35:09.547
6	1	3:04.025	1:18.643	1:06.376	39.006	79.3	24:05.194	12	1	1:49.205	37.351	33.583	38.271	256.5	36:58.752
7	1	1:53.410	38.646	35.884	38.880	257.1	25:58.604	13	1	1:49.015	37.336	33.151	38.528	256.5	38:47.767
8	1	1:49.686	37.221	33.977	38.488	259.6	27:48.290	14	1	3:15.733B	38.878	34.088	2:02.767	227.4	42:03.500
9	1	1:48.862	37.280	33.071	38.511	260.2	29:37.152	15	1	1:56.073	43.818	33.533	38.722	175.0	43:59.573



LE MANS CUP



MLMC Collective Test Day
Mugello Round
Morning Test

Sector Analysis

Lap under Red Flag Invalidated Lap Personal Best Session Best B Crossing the pit lane

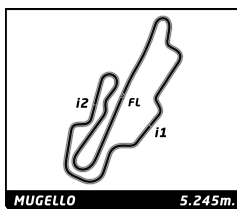
Lap	D	Time	Sector 1	Sector 2	Sector 3	T. Spd	Elapsed	Lap	D	Time	Sector 1	Sector 2	Sector 3	T. Spd	Elapsed
16	1	1:49.457	36.897	33.577	38.983	259.0	45:49.030	17	1	2:07.784	48.900	35.404	43.480	159.5	50:31.840
17	1	1:50.061	36.958	33.938	39.165	257.8	47:39.091	18	1	5:28.863 B	41.963	51.630	3:55.270	254.7	56:00.703
18	1	1:48.147	36.910	33.077	38.160	255.9	49:27.238	19	1	5:28.938 B					1:01:29.641
19	1	1:53.031	37.099	35.317	40.615	259.6	51:20.269	20	2	2:16.877	55.443	39.291	42.143	158.8	1:03:46.518
20	1	6:31.287 B	1:00.122	1:12.023	4:19.142	228.3	57:51.556	21	2	1:53.557	38.478	35.501	39.578	251.7	1:05:40.075
21	2	1:57.987	46.716	33.387	37.884	175.3	59:49.543	22	2	1:49.939	37.580	33.579	38.780	252.3	1:07:30.014
22	2	1:50.618	37.775	32.772	40.071	255.3	1:01:40.161	23	2	1:49.766	37.523	33.575	38.668	253.5	1:09:19.780
23	2	1:49.868	36.676	34.544	38.648	257.1	1:03:30.029	24	2	1:48.848	37.168	32.982	38.698	252.9	1:11:08.628
24	2	1:50.742	37.324	32.880	40.538	255.9	1:05:20.771	25	2	9:05.800 B	37.306	33.279	7:55.215	254.1	1:20:14.428
25	2	1:44.956	36.015	31.405	37.536	256.5	1:07:05.727	26	2	2:00.797	46.016	34.478	40.303	172.5	1:22:15.225
26	2	4:32.479 B	37.593	34.134	3:20.752	257.1	1:11:38.206	27	2	1:49.092	37.413	33.024	38.655	254.7	1:24:04.317
27	1	2:36.110	1:03.742	44.606	47.762	100.9	1:14:14.316	28	2	1:49.396	37.433	33.252	38.711	254.7	1:25:53.713
28	1	1:57.382	41.961	35.475	39.946	252.9	1:16:11.698	29	2	4:17.604 B	37.373	33.216	3:07.015	254.1	1:30:11.317
29	1	1:50.940	37.419	33.918	39.603	254.1	1:18:02.638	30	1	2:17.733	57.564	39.204	40.965	100.7	1:32:29.050
30	1	1:48.111	36.802	32.952	38.357	255.9	1:19:50.749	31	1	1:55.395	39.577	35.604	40.214	235.8	1:34:24.445
31	1	1:47.092	36.442	32.702	37.948	255.3	1:21:37.841	32	1	1:55.032	39.204	35.816	40.012	249.4	1:36:19.477
32	1	1:46.387	36.092	32.333	37.962	256.5	1:23:24.228	33	1	1:58.595	38.707	37.071	42.817	252.3	1:38:18.072
33	1	1:48.974	36.793	34.064	38.117	258.4	1:25:13.202	34	1	1:57.824	39.767	36.826	41.231	230.8	1:40:15.896
34	1	3:49.161 B	36.443	32.620	2:40.098	257.1	1:29:02.363	35	1	1:52.632	38.951	34.819	39.862	253.5	1:42:09.528
35	2	1:56.289	45.921	32.774	37.594	163.1	1:30:58.652	36	1	1:53.190	38.625	34.655	39.910	251.7	1:44:02.718
36	2	1:43.738	35.654	31.006	37.078	258.4	1:32:42.390	37	1	4:28.933 B	39.127	34.524	3:15.282	233.3	1:48:31.651
37	2	1:48.312	35.898	34.314	38.100	260.2	1:34:30.702	38	1	2:42.802	1:20.307	42.312	40.183	78.0	1:51:14.453
38	2	1:43.712	35.464	31.211	37.037	257.1	1:36:14.414	39	1	1:56.503	38.748	36.606	41.149	251.7	1:53:10.956
39	2	3:31.663 B	36.055	30.756	2:24.852	259.0	1:39:46.077	40	1	1:53.370	38.633	34.807	39.930	254.1	1:55:04.326
40	1	1:59.263	44.446	36.591	38.226	175.6	1:41:45.340	41	1	1:53.880	38.931	34.997	39.952	253.5	1:56:58.206
41	1	1:48.079	37.065	33.006	38.008	258.4	1:43:33.419	42	1	1:54.080	38.838	35.030	40.212	253.5	1:58:52.286
42	1	1:47.993	36.627	32.793	38.573	257.1	1:45:21.412	43	1	1:52.811	38.467	34.948	40.396	252.9	2:00:46.097
43	1	3:10.405	37.959	1:07.054	1:25.392	262.1	1:48:31.817								
44	1	2:39.296	1:19.290	40.521	39.485	79.0	1:51:11.113								
45	1	1:49.211	37.817	33.416	37.978	257.1	1:53:00.324								
46	1	1:48.137	36.958	32.966	38.213	259.6	1:54:48.461								
47	1	1:49.388	37.234	33.540	38.614	257.8	1:56:37.849								
48	1	1:47.585	36.930	32.752	37.903	257.8	1:58:25.434								
49	1	1:47.304	36.680	32.709	37.915	259.6	2:00:12.738								

73		Proton Huber Competition		Porsche 911 GT3 R (992)			
		1. Jörg DREISOW		GT3			
		2. Manuel LAUCK					
1	2	9:43.590 B	8:04.083	38.399	1:01.108	141.7	9:43.590
2	2	3:30.861 B	45.370	35.334	2:10.157	173.4	13:14.451
3	2	2:11.645	46.751	38.351	46.543	173.4	15:26.096
4	2	3:47.276	1:11.812	1:11.016	1:24.448	79.1	19:13.372
5	2	3:54.220	1:18.210	1:11.115	1:24.895	80.1	23:07.592
6	2	2:03.914	49.623	34.888	39.403	141.5	25:11.506
7	2	1:51.483	38.119	34.300	39.064	254.7	27:02.989
8	2	1:50.860	37.950	34.098	38.812	254.1	28:53.849
9	2	1:50.365	37.732	33.787	38.846	254.7	30:44.214
10	2	4:36.539 B	37.579	34.415	3:24.545	253.5	35:20.753
11	1	2:09.366	52.028	36.648	40.690	139.9	37:30.119
12	1	2:00.371	39.773	39.769	40.829	250.6	39:30.490
13	1	1:53.913	38.815	35.146	39.952	252.3	41:24.403
14	1	1:53.466	38.572	34.882	40.012	251.7	43:17.869
15	1	1:53.246	38.774	34.605	39.867	251.7	45:11.115
16	1	3:12.941 B	39.619	35.386	1:57.936	239.5	48:24.056

74		Kessel Racing		Ferrari 296 GT3			
		1. Andrew GILBERT		GT3			
		2. Fran RUEDA MATEOS					
1	2	10:36.257	9:17.030	38.475	40.752	167.2	10:36.257
2	2	1:53.411	39.130	34.935	39.346	252.3	12:29.668
3	2	1:52.944	38.050	34.214	40.680	255.3	14:22.612
4	2	5:05.653 B	37.911	39.020	3:48.722	252.3	19:28.265
5	2	3:52.526	1:17.690	1:11.723	1:23.113	79.4	23:20.791
6	2	1:56.885	41.095	34.705	41.085	212.2	25:17.676
7	2	1:50.877	37.841	33.933	39.103	254.1	27:08.553
8	2	1:50.190	37.646	33.792	38.752	255.3	28:58.743
9	2	1:51.806	37.977	34.817	39.012	255.3	30:50.549
10	2	1:49.610	37.327	33.526	38.757	255.3	32:40.159
11	2	1:51.722	38.489	33.905	39.328	256.5	34:31.881
12	2	4:49.844 B	38.097	33.731	3:38.016	257.1	39:21.725
13	1	2:20.247	56.395	41.017	42.835	115.0	41:41.972
14	1	1:56.901	39.710	36.498	40.693	253.5	43:38.873
15	1	1:57.183	39.599	36.206	41.378	254.1	45:36.056
16	1	1:54.356	38.812	35.310	40.234	254.1	47:30.412
17	1	1:55.165	38.817	35.879	40.469	255.9	49:25.577
18	1	1:54.313	38.570	35.368	40.375	256.5	51:19.890
19	1	4:37.510 B	59.719	1:11.514	2:26.277	254.7	55:57.400
20	1	11:13.405 B					1:07:10.805
21	1	2:18.613	56.906	39.167	42.540	112.3	1:09:29.418
22	1	1:57.617	40.394	36.832	40.391	251.7	1:11:27.035
23	1	1:52.448	38.372	34.407	39.669	254.7	1:13:19.483



LE MANS CUP



MLMC Collective Test Day
Mugello Round
Morning Test

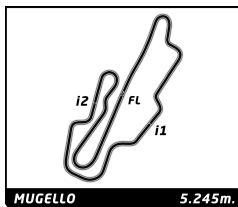
Sector Analysis

Lap under Red Flag Invalidated Lap Personal Best Session Best Crossing the pit lane

Lap	D	Time	Sector 1	Sector 2	Sector 3	T. Spd	Elapsed	Lap	D	Time	Sector 1	Sector 2	Sector 3	T. Spd	Elapsed
24	1	1:53.437	38.175	35.566	39.696	253.5	1:15:12.920	29	1	12:35.562	...	33.050	38.199	139.9	1:30:50.332
25	1	1:52.323	38.556	34.394	39.373	255.3	1:17:05.243	30	1	1:49.636	36.704	33.723	39.209	256.5	1:32:39.968
26	1	1:52.605	38.370	34.504	39.734	255.9	1:18:57.848	31	1	1:51.634	37.669	34.771	39.194	255.9	1:34:31.602
27	1	1:51.596	38.217	34.077	39.302	255.9	1:20:49.444	32	1	1:53.100	39.396	33.884	39.820	257.8	1:36:24.702
28	1	1:51.496	37.983	34.238	39.275	254.7	1:22:40.940	33	1	4:28.906 B	37.865	35.381	3:15.660	256.5	1:40:53.608
29	1	1:51.334	37.904	34.169	39.261	255.3	1:24:32.274	34	2	1:53.744	43.871	31.929	37.944	172.0	1:42:47.352
30	1	1:51.161	37.861	34.104	39.199	255.9	1:26:23.435	35	2	1:45.576	36.537	31.728	37.311	255.9	1:44:32.928
31	1	1:53.260	37.927	35.625	39.708	254.7	1:28:16.695	36	2	2:06.219	35.981	31.780	58.458	257.8	1:46:39.147
32	1	1:55.992	38.370	37.198	40.424	255.9	1:30:12.687	37	2	3:35.618	1:18.627	1:11.075	1:05.916	79.4	1:50:14.765
33	1	1:52.434	38.331	34.524	39.579	257.1	1:32:05.121	38	2	1:50.265	37.535	34.476	38.254	255.9	1:52:05.030
34	1	4:28.772 B	38.687	34.205	3:15.880	247.1	1:36:33.893	39	2	1:46.543	36.028	31.770	38.745	255.9	1:53:51.573
35	2	1:58.986	44.485	33.628	40.873	171.4	1:38:32.879	40	2	1:44.659	35.903	31.441	37.315	257.1	1:55:36.232
36	2	1:49.108	37.283	33.281	38.544	257.1	1:40:21.987	41	2	1:46.768	37.160	32.324	37.284	258.4	1:57:23.000
37	2	1:51.094	37.952	34.018	39.124	256.5	1:42:13.081	42	2	1:45.961	36.730	31.628	37.603	259.6	1:59:08.961
38	2	1:49.803	37.131	33.540	39.132	256.5	1:44:02.884	43	2	2:10.803 B	35.893	32.588	1:02.322	258.4	2:01:19.764
39	2	1:48.642	36.973	33.176	38.493	257.8	1:45:51.526	<div style="border: 1px solid black; padding: 5px;"> 83 Iron Dames 1. Celia MARTIN 2. Karen GAILLARD <small>Lamborghini Huracan GT3 EVO2</small> <small>GT3</small> </div>							
40	2	5:01.920 B	59.916	1:11.516	2:50.488	257.1	1:50:53.446	1	1	10:31.905	9:04.291	41.997	45.617	111.8	10:31.905
41	2	2:01.229	46.593	34.072	40.564	161.4	1:52:54.675	2	1	2:00.003	41.665	37.447	40.891	221.3	12:31.908
42	2	1:55.278	37.558	34.681	43.039	257.8	1:54:49.953	3	1	1:57.829	39.368	36.548	41.913	254.1	14:29.737
43	2	1:51.348	37.500	34.024	39.824	257.8	1:56:41.301	4	1	2:57.394	40.016	52.198	1:25.180	254.1	17:27.131
44	2	1:50.856	37.751	34.150	38.955	259.0	1:58:32.157	5	1	3:55.051	1:18.996	1:11.330	1:24.725	79.6	21:22.182
45	2	2:11.804 B	37.302	33.669	1:00.833	258.4	2:00:43.961	6	1	2:58.662	1:18.717	57.630	42.315	80.0	24:20.844
<div style="border: 1px solid black; padding: 5px;"> 77 Team Thor 1. Audunn GUDMUNDSSON 2. Colin NOBLE <small>Ligier JS P320 - Nissan</small> <small>LMP3</small> </div>								7	1	1:55.839	39.562	36.016	40.261	249.4	26:16.683
1	2	12:14.968 B	8:19.143	35.948	3:19.877	161.7	12:14.968	8	1	1:54.383	38.743	35.972	39.668	252.9	28:11.066
2	2	1:58.446	45.826	33.749	38.871	175.6	14:13.414	9	1	1:57.262	38.578	37.343	41.341	254.7	30:08.328
3	2	2:26.982	36.960	32.376	1:17.646	252.3	16:40.396	10	1	1:54.822	38.748	34.934	41.140	254.7	32:03.150
4	2	3:53.254	1:18.307	1:10.779	1:24.168	79.8	20:33.650	11	1	4:59.549 B	38.943	35.195	3:45.411	254.1	37:02.699
5	2	3:15.269	1:18.698	1:11.033	45.538	79.8	23:48.919	12	2	2:04.837	48.661	36.613	39.563	167.2	39:07.536
6	2	1:51.289	38.117	35.001	38.171	255.3	25:40.208	13	2	1:52.785	38.328	34.520	39.937	255.3	41:00.321
7	2	1:46.727	36.922	32.283	37.522	254.7	27:26.935	14	2	1:51.073	38.122	33.776	39.175	251.7	42:51.394
8	2	1:47.316	37.108	32.353	37.855	257.8	29:14.251	15	2	1:50.819	37.918	33.595	39.306	254.7	44:42.213
9	2	1:47.949	36.762	32.962	38.225	256.5	31:02.200	16	2	1:52.180	37.977	34.013	40.190	254.7	46:34.393
10	2	1:45.315	36.190	31.692	37.433	255.3	32:47.515	17	2	1:50.881	38.071	33.801	39.009	256.5	48:25.274
11	2	5:33.143 B	36.110	32.500	4:24.533	255.3	38:20.658	18	2	1:50.863	37.922	33.868	39.073	256.5	50:16.137
12	2	1:58.787	46.350	33.324	39.113	167.7	40:19.445	19	2	2:44.440 B	38.236	33.709	1:32.495	257.8	53:00.577
13	2	1:49.954	37.451	32.527	39.976	258.4	42:09.399	20	2	8:08.728 B					1:01:09.305
14	2	1:45.079	35.871	31.735	37.473	256.5	43:54.478	21	1	2:31.115	58.931	45.824	46.360	124.4	1:03:40.420
15	2	1:46.767	35.721	32.131	38.915	263.4	45:41.245	22	1	2:02.972	43.187	38.798	40.987	225.5	1:05:43.392
16	2	1:44.403	35.482	31.717	37.204	256.5	47:25.648	23	1	1:53.370	38.696	35.011	39.663	252.9	1:07:36.762
17	2	4:35.799 B	36.014	32.983	3:26.802	257.8	52:01.447	24	1	4:30.873 B	38.299	34.459	3:18.115	254.7	1:12:07.635
18	1	7:36.369	6:24.041	34.021	38.307	144.8	59:37.816	25	2	2:00.428	46.826	34.124	39.478	153.2	1:14:08.063
19	1	1:48.442	37.749	32.853	37.840	254.7	1:01:26.258	26	2	1:51.186	38.394	33.895	38.897	255.9	1:15:59.249
20	1	1:47.918	37.566	32.602	37.750	255.3	1:03:14.176	27	2	1:49.788	37.577	33.285	38.926	256.5	1:17:49.037
21	1	1:47.023	36.565	32.366	38.092	255.9	1:05:01.199	28	2	1:49.719	37.587	33.299	38.833	255.9	1:19:38.756
22	1	1:45.862	36.520	32.080	37.262	257.8	1:06:47.061	29	2	1:49.579	37.413	33.123	39.043	254.7	1:21:28.335
23	1	1:45.465	36.172	31.966	37.327	256.5	1:08:32.526	30	2	1:53.668	37.459	33.827	42.382	255.9	1:23:22.003
24	1	1:50.152	37.370	34.071	38.711	257.1	1:10:22.678	31	2	1:52.878	38.458	35.305	39.115	255.9	1:25:14.881
25	1	1:46.682	37.108	32.183	37.391	255.9	1:12:09.360	32	2	1:50.432	37.617	33.654	39.161	256.5	1:27:05.313
26	1	1:47.612	37.400	33.117	37.095	258.4	1:13:56.972	33	2	1:52.063	38.818	33.866	39.379	254.7	1:28:57.376
27	1	1:46.956	36.643	32.158	38.155	257.8	1:15:43.928	34	2	1:51.246	38.451	33.809	38.986	255.3	1:30:48.622
28	1	2:30.842 B	36.417	33.205	1:21.220	259.6	1:18:14.770	35	2	1:50.699	37.914	33.825	38.960	256.5	1:32:39.321



LE MANS CUP



MLMC Collective Test Day
Mugello Round
Morning Test

Sector Analysis

Lap under Red Flag Invalidated Lap Personal Best Session Best B Crossing the pit lane

Lap	D	Time	Sector 1	Sector 2	Sector 3	T. Spd	Elapsed	Lap	D	Time	Sector 1	Sector 2	Sector 3	T. Spd	Elapsed
36	2	1:52.135	37.970	34.709	39.456	256.5	1:34:31.456	39	2	2:04.690	46.726	36.419	41.545	167.4	1:42:08.335
37	2	1:55.291	39.937	35.050	40.304	257.1	1:36:26.747	40	2	1:47.417	37.014	32.534	37.869	257.1	1:43:55.752
38	2	1:51.490	38.338	33.958	39.194	255.9	1:38:18.237	41	2	1:49.397	36.218	32.718	40.461	258.4	1:45:45.149
39	2	1:51.300	38.162	33.802	39.336	251.7	1:40:09.537	42	2	3:35.977	58.805	1:10.922	1:26.250	257.8	1:49:21.126
40	2	5:19.361 B	37.729	33.525	4:08.107	255.9	1:45:28.898	43	2	2:13.644	1:02.012	33.567	38.065	77.3	1:51:34.770
41	1	3:39.116	1:03.204	1:11.178	1:24.734	159.5	1:49:08.014	44	2	1:44.794	35.893	31.527	37.374	257.8	1:53:19.564
42	1	2:26.815	1:09.109	36.858	40.848	80.0	1:51:34.829	45	2	3:11.304 B	35.638			260.2	1:56:30.868
43	1	1:54.201	39.439	35.249	39.513	252.9	1:53:29.030	46	2	1:59.348					1:58:30.216
44	1	1:52.406	38.214	34.534	39.658	256.5	1:55:21.436	47	2	1:46.382	36.619			262.1	2:00:16.598
45	1	1:54.879	39.751	35.033	40.095	254.7	1:57:16.315								
46	1	1:52.718	38.203	35.056	39.459	256.5	1:59:09.033								
47	1	2:14.290 B	38.212	34.739	1:01.339	255.3	2:01:23.323								

84 ANS Motorsport
1. Julien LEMOINE
2. Paul TROJANI
Ligier JS P320 - Nissan
LMP3

1	1	9:11.778	7:54.893	36.730	40.155	139.7	9:11.778
2	1	1:52.436	38.961	35.163	38.312	255.9	11:04.214
3	1	1:49.402	38.016	33.383	38.003	257.8	12:53.616
4	1	1:49.080	37.082	32.752	39.246	260.2	14:42.696
5	1	3:08.866	38.666	1:04.046	1:26.154	255.3	17:51.562
6	1	3:58.936	1:19.935	1:11.920	1:27.081	79.2	21:50.498
7	1	2:39.607	1:19.058	41.539	39.010	78.3	24:30.105
8	1	1:48.862	37.420	33.219	38.223	255.9	26:18.967
9	1	1:50.010	37.185	34.661	38.164	259.0	28:08.977
10	1	1:48.787	36.877	32.671	39.239	259.6	29:57.764
11	1	4:01.611 B	37.324	33.671	2:50.616	264.1	33:59.375
12	2	1:56.020	44.102	34.232	37.686	175.0	35:55.395
13	2	1:45.879	36.424	31.697	37.758	260.2	37:41.274
14	2	1:45.440	36.136	31.891	37.413	259.6	39:26.714
15	2	1:47.023	36.285	33.276	37.462	260.2	41:13.737
16	2	1:46.946	37.029	32.264	37.653	260.9	43:00.683
17	2	3:46.257 B	36.521	34.035	2:35.701	260.9	46:46.940
18	2	1:56.701	44.509	32.642	39.550	176.5	48:43.641
19	2	1:45.197	36.110	31.596	37.491	261.5	50:28.838
20	2	7:32.127 B	36.836	36.535	6:18.756	265.4	58:00.965
21	2	1:58.568	47.122	33.022	38.424	136.9	59:59.533
22	2	1:46.766	36.157	32.704	37.905	259.0	1:01:46.299
23	2	1:47.619	36.757	33.058	37.804	260.9	1:03:33.918
24	2	1:47.470	36.172	33.192	38.106	261.5	1:05:21.388
25	2	3:53.938 B	36.338	32.809	2:44.791	262.1	1:09:15.326
26	1	2:04.429	49.513	35.819	39.097	142.5	1:11:19.755
27	1	1:50.007	37.857	33.726	38.424	259.0	1:13:09.762
28	1	1:47.569	37.191	32.643	37.735	259.6	1:14:57.331
29	1	1:47.767	36.696	32.904	38.167	260.2	1:16:45.098
30	1	1:47.287	37.160	32.467	37.660	260.9	1:18:32.385
31	1	1:48.988	37.173	33.705	38.110	262.1	1:20:21.373
32	1	1:49.029	36.850	34.007	38.172	259.6	1:22:10.402
33	1	1:46.607	36.593	32.287	37.727	259.6	1:23:57.009
34	1	1:46.869	36.482	32.349	38.038	260.9	1:25:43.878
35	1	1:55.038	37.447	37.598	39.993	264.7	1:27:38.916
36	1	1:51.817	38.367	32.768	40.682	264.7	1:29:30.733
37	1	1:48.460	36.911	33.162	38.387	260.2	1:31:19.193
38	1	8:44.452 B	36.837	33.632	7:33.983	265.4	1:40:03.645

85 R-race GP
1. Fabien MICHAL
2. Hadrien DAVID
Duquaine M30 - D08 - Nissan
LMP3

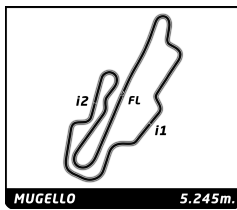
1	2	9:26.780	8:10.286	37.243	39.251	152.3	9:26.780
2	2	1:50.630	38.306	34.041	38.283	255.9	11:17.410
3	2	1:48.451	37.000	33.868	37.583	261.5	13:05.861
4	2	1:45.715	36.227	31.552	37.936	260.9	14:51.576
5	2	3:06.917	36.072	1:05.734	1:25.111	259.6	17:58.493
6	2	5:29.672 B	1:19.285	1:16.090	2:54.297	78.8	23:28.165
7	1	2:24.293	55.737	43.981	44.575	165.4	25:52.458
8	1	1:54.399	40.358	34.872	39.169	230.3	27:46.857
9	1	1:49.435	37.642	33.323	38.470	259.0	29:36.292
10	1	1:48.026	37.299	32.302	38.425	259.6	31:24.318
11	1	1:47.592	36.896	32.633	38.063	260.2	33:11.910
12	1	1:49.319	36.907	33.728	38.684	260.9	35:01.229
13	1	1:46.770	36.690	31.879	38.201	260.9	36:47.999
14	1	1:47.596	36.552	32.204	38.840	260.2	38:35.595
15	1	1:47.679	36.906	32.622	38.151	259.6	40:23.274
16	1	1:50.997	36.940	34.312	39.745	261.5	42:14.271
17	1	1:46.781	36.945	31.940	37.896	261.5	44:01.052
18	1	1:47.159	36.660	32.491	38.008	260.9	45:48.211
19	1	2:08.318 B	36.618	34.653	57.047	261.5	47:56.529
20	1	12:52.741 B					1:00:49.270
21	2	2:03.660	49.713	35.449	38.498	164.1	1:02:52.930
22	2	1:46.982	36.913	32.469	37.600	255.9	1:04:39.912
23	2	1:43.708	35.690	31.101	36.917	260.2	1:06:23.620
24	2	1:43.515	35.426	31.229	36.860	259.6	1:08:07.135
25	2	1:56.522	40.271	33.620	42.631	260.9	1:10:03.657
26	2	1:43.409	35.358	30.921	37.130	260.9	1:11:47.066
27	2	6:50.847 B	37.744	32.433	5:40.670	262.1	1:18:37.913
28	2	1:57.969	44.996	34.938	38.035	176.5	1:20:35.882
29	2	1:53.132	35.742	30.776	46.614	259.0	1:22:29.014
30	2	1:47.818	37.881	32.911	37.026	260.9	1:24:16.832
31	2	1:44.419	35.719	31.080	37.620	265.4	1:26:01.251
32	2	11:41.326 B	35.900	33.212	...	260.9	1:37:42.577
33	1	2:29.549	56.318	44.194	49.037	132.2	1:40:12.126

87 COOL Racing
1. James SWEETNAM
2. Adrien CLOSMENIL
Ligier JS P320 - Nissan
LMP3

1	2	10:58.235	9:09.748	49.737	58.750	127.5	10:58.235
2	2	2:29.822	50.925	46.375	52.522	150.4	13:28.057
3	2	2:02.380	41.809	36.548	44.023	150.6	15:30.437
4	2	3:52.187	1:16.437	1:11.174	1:24.576	79.7	19:22.624
5	2	3:54.566	1:18.698	1:11.276	1:24.592	79.7	23:17.190



LE MANS CUP



MLMC Collective Test Day
Mugello Round
Morning Test

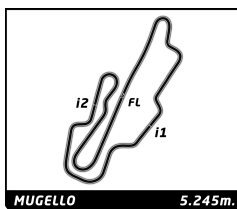
Sector Analysis

Lap under Red Flag Invalidated Lap Personal Best Session Best B Crossing the pit lane

Lap	D	Time	Sector 1	Sector 2	Sector 3	T. Spd	Elapsed	Lap	D	Time	Sector 1	Sector 2	Sector 3	T. Spd	Elapsed						
6	2	1:56.796	42.636	34.530	39.630	201.1	25:13.986	13	2	1:52.653	37.467	35.371	39.815	252.9	42:13.936						
7	2	1:53.459	37.384	32.889	43.186	255.3	27:07.445	14	2	7:09.557 B	38.067	33.332	5:58.158	252.9	49:23.493						
8	2	5:32.200 B	37.286	42.364	4:12.550	259.0	32:39.645	15	1	8:41.212 B	49.715	38.368	7:13.129	161.4	58:04.705						
9	2	2:03.486	49.241	35.327	38.918	168.2	34:43.131	16	1	2:15.161	53.571	38.723	42.867	114.3	1:00:19.866						
10	2	1:49.314	37.626	33.128	38.560	254.1	36:32.445	17	1	1:58.841	40.018	36.964	41.859	250.6	1:02:18.707						
11	2	1:47.446	36.875	32.606	37.965	259.0	38:19.891	18	1	1:56.867	39.474	36.670	40.723	251.7	1:04:15.574						
12	2	1:47.037	37.069	32.054	37.914	260.9	40:06.928	19	1	1:53.414	38.914	34.898	39.602	252.3	1:06:08.988						
13	2	1:46.119	36.236	31.840	38.043	261.5	41:53.047	20	1	3:33.846 B	38.186	34.312	2:21.348	253.5	1:09:42.834						
14	2	1:47.589	36.722	33.082	37.785	264.7	43:40.636	21	1	2:05.529	49.582	35.421	40.526	162.7	1:11:48.363						
15	2	1:46.063	36.530	32.113	37.420	262.1	45:26.699	22	1	1:54.040	38.405	35.478	40.157	254.1	1:13:42.403						
16	2	1:46.340	36.140	32.711	37.489	261.5	47:13.039	23	1	1:53.218	38.310	35.151	39.757	253.5	1:15:35.621						
17	2	1:46.252	36.323	31.803	38.126	264.1	48:59.291	24	1	1:55.879	40.181	35.609	40.089	253.5	1:17:31.500						
18	2	17:51.194 B	35.916	31.811	...	262.1	1:06:50.485	25	1	1:53.590	38.694	35.324	39.572	254.1	1:19:25.090						
19	1	2:15.538	55.060	38.867	41.611	125.6	1:09:06.023	26	1	1:53.139	38.942	34.650	39.547	254.1	1:21:18.229						
20	1	1:53.488	39.015	34.878	39.595	254.7	1:10:59.511	27	1	1:51.649	38.104	34.056	39.489	254.7	1:23:09.878						
21	1	1:51.279	38.120	34.193	38.966	257.8	1:12:50.790	28	1	1:51.357	37.988	33.910	39.459	253.5	1:25:01.235						
22	1	1:50.386	38.117	33.388	38.881	255.9	1:14:41.176	29	1	3:54.582 B	38.717	34.705	2:41.160	255.3	1:28:55.817						
23	1	1:50.155	37.817	33.617	38.721	257.1	1:16:31.331	30	1	2:18.360	52.888	41.669	43.803	156.5	1:31:14.177						
24	1	1:51.570	38.592	33.823	39.155	259.6	1:18:22.901	31	1	1:55.877	38.862	35.894	41.121	251.7	1:33:10.054						
25	1	4:57.500 B	38.113	33.859	3:45.528	258.4	1:23:20.401	32	1	1:52.378	37.942	34.184	40.252	252.9	1:35:02.432						
26	2	2:02.814	49.599	35.009	38.206	153.2	1:25:23.215	33	1	1:52.135	38.001	34.905	39.229	252.3	1:36:54.567						
27	2	1:46.715	37.409	32.133	37.173	257.8	1:27:09.930	34	1	1:51.109	37.650	34.093	39.366	252.3	1:38:45.676						
28	2	1:47.349	35.646	32.633	39.070	261.5	1:28:57.279	35	1	1:50.887	37.667	33.913	39.307	254.7	1:40:36.563						
29	2	1:43.397	35.742	30.763	36.892	260.9	1:30:40.676	36	1	4:17.503 B	37.716	35.086	3:04.701	253.5	1:44:54.066						
30	2	1:43.205	35.091	31.250	36.864	262.8	1:32:23.881	37	2	2:51.585	44.398	42.150	1:25.037	167.2	1:47:45.651						
31	2	1:45.257	35.355	32.253	37.649	264.7	1:34:09.138	38	2	3:10.262	1:18.672	1:10.980	40.610	79.5	1:50:55.913						
32	2	1:43.741	35.334	30.805	37.602	262.8	1:35:52.879	39	2	1:47.970	37.025	32.514	38.431	251.7	1:52:43.883						
33	2	5:03.164 B	35.383	33.862	3:53.919	260.9	1:40:56.043	40	2	1:47.512	36.584	32.535	38.393	253.5	1:54:31.395						
34	1	1:58.078	45.675	33.647	38.756	175.0	1:42:54.121	41	2	5:49.486 B	37.429	33.215	4:38.842	252.3	2:00:20.881						
35	1	1:53.433	38.281	35.489	39.663	259.6	1:44:47.554	90 Blackthorn 1. James SWIFT 2. Ross KAISER Aston Martin Vantage GT3 EVO GT3													
36	1	2:34.762	37.907	34.282	1:22.573	260.2	1:47:22.316	1	2	11:13.408	9:49.515	40.752	43.141	160.5	11:13.408						
37	1	3:16.050	1:18.838	1:11.100	46.112	79.5	1:50:38.366	2	2	1:59.746	40.706	37.569	41.471	254.7	13:13.154						
38	1	1:50.482	38.236	33.074	39.172	257.8	1:52:28.848	3	2	1:56.458	39.391	35.398	41.669	255.9	15:09.612						
39	1	1:49.871	37.771	33.192	38.908	257.8	1:54:18.719	4	2	5:44.831 B	56.024	1:11.496	3:37.311	227.8	20:54.443						
40	1	1:49.619	37.818	33.287	38.514	259.6	1:56:08.338	5	2	3:09.739	1:19.411	1:08.373	41.955	79.3	24:04.182						
41	1	1:51.362	37.982	33.894	39.486	260.2	1:57:59.700	6	2	1:59.019	39.484	36.856	42.679	252.9	26:03.201						
42	1	1:51.982	37.783	35.190	39.009	262.8	1:59:51.682	7	2	1:54.977	38.949	35.314	40.714	254.7	27:58.178						
43	1	1:50.787	37.541	34.401	38.845	261.5	2:01:42.469	8	2	1:58.385	39.170	36.603	42.612	256.5	29:56.563						
88 AF Corse 1. Custodio TOLEDO 2. Riccardo AGOSTINI Ferrari 296 GT3 GT3								9	2	1:54.028	39.256	34.876	39.896	257.1	31:50.591						
1	2	10:13.243	8:43.042	43.038	47.163	141.9	10:13.243	10	2	4:32.309 B	39.943	35.939	3:16.427	256.5	36:22.900						
2	2	2:06.538	45.376	38.526	42.636	204.9	12:19.781	11	1	2:11.342	51.319	37.604	42.419	161.0	38:34.242						
3	2	1:55.379	39.626	34.740	41.013	250.6	14:15.160	12	1	1:58.855	41.020	36.970	40.865	253.5	40:33.097						
4	2	8:51.950 B	37.836	33.660	7:40.454	250.0	23:07.110	13	1	1:54.845	39.199	35.357	40.289	256.5	42:27.942						
5	2	2:02.608	48.734	34.442	39.432	140.1	25:09.718	14	1	1:58.649	39.190	36.893	42.566	254.7	44:26.591						
6	2	1:50.157	37.425	33.801	38.931	250.0	26:59.875	15	1	1:54.473	38.897	35.749	39.827	254.7	46:21.064						
7	2	1:49.351	37.039	33.628	38.684	250.6	28:49.226	16	1	1:53.709	38.576	34.761	40.372	254.7	48:14.773						
8	2	1:48.358	36.936	32.971	38.451	252.3	30:37.584	17	1	1:56.856	38.501	34.908	43.447	255.9	50:11.629						
9	2	1:48.944	36.888	33.391	38.665	252.3	32:26.528	18	1	16:04.622 B	38.272	34.433	...	255.9	1:06:16.251						
10	2	4:08.020 B	36.766	33.053	2:58.201	251.7	36:34.548	19	1	2:11.604	49.582	37.275	44.747	148.4	1:08:27.855						
11	2	1:57.610	44.367	33.883	39.360	168.5	38:32.158	20	1	1:54.690	39.604	34.967	40.119	249.4	1:10:22.545						
12	2	1:49.125	37.097	33.339	38.689	251.7	40:21.283	21	1	1:54.107	39.549	34.826	39.732	254.7	1:12:16.652						



LE MANS CUP



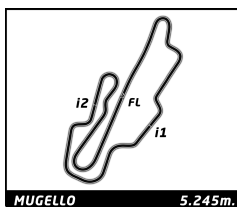
MLMC Collective Test Day
Mugello Round
Morning Test

Sector Analysis

Lap under Red Flag Invalidated Lap Personal Best Session Best Crossing the pit lane

Lap	D	Time	Sector 1	Sector 2	Sector 3	T. Spd	Elapsed	Lap	D	Time	Sector 1	Sector 2	Sector 3	T. Spd	Elapsed
22	1	1:54.795	39.329	34.601	40.865	255.3	1:14:11.447	29	1	1:53.798	38.721	35.308	39.769	254.1	1:36:12.738
23	1	1:51.616	38.143	34.094	39.379	255.9	1:16:03.063	30	1	1:53.437	38.814	35.039	39.584	255.9	1:38:06.175
24	1	1:56.952	39.390	36.051	41.511	259.0	1:18:00.015	31	1	1:53.738	38.787	35.249	39.702	244.3	1:39:59.913
25	1	1:52.116	37.982	34.170	39.964	257.1	1:19:52.131	32	1	1:55.503	38.293	36.187	41.023	255.3	1:41:55.416
26	1	1:51.526	38.018	34.129	39.379	259.0	1:21:43.657	33	1	1:53.435	38.448	35.114	39.873	255.3	1:43:48.851
27	1	1:52.211	38.148	34.669	39.394	255.9	1:23:35.868	34	1	1:54.941	38.553	36.265	40.123	258.4	1:45:43.792
28	1	1:51.587	38.047	34.125	39.415	257.1	1:25:27.455	97 COOL Racing 1. Adrien CHILA 2. David DROUX Ligier JS P320 - Nissan LMP3							
29	1	2:02.752	40.537	39.138	43.077	257.8	1:27:30.207								
30	1	6:58.670 B	38.853	38.952	5:40.865	255.3	1:34:28.877	1	2	12:17.771 B	8:51.325	40.295	2:46.151	162.9	12:17.771
31	2	2:04.954	46.724	37.736	40.494	169.0	1:36:33.831	2	2	2:05.325	47.318	35.967	42.040	175.6	14:23.096
32	2	1:53.880	38.675	35.565	39.640	255.9	1:38:27.711	3	2	2:42.263	38.565	38.959	1:24.739	246.6	17:05.359
33	2	1:52.371	38.432	34.401	39.538	259.0	1:40:20.082	4	2	3:56.579	1:19.985	1:11.323	1:25.271	79.1	21:01.938
34	2	1:53.581	38.755	34.983	39.843	259.6	1:42:13.663	5	2	3:04.459	1:18.971	1:05.620	39.868	79.1	24:06.397
35	2	1:54.407	38.362	35.550	40.495	259.6	1:44:08.070	6	2	1:53.631	37.850	36.436	39.345	257.1	26:00.028
36	2	1:53.316	38.574	34.611	40.131	255.9	1:46:01.386	7	2	1:50.356	37.659	33.320	39.377	253.5	27:50.384
37	2	3:53.384	1:17.223	1:11.225	1:24.936	79.8	1:49:54.770	8	2	1:52.366	39.672	34.983	37.711	259.0	29:42.750
38	2	2:03.935	48.002	35.771	40.162	163.9	1:51:58.705	9	2	1:46.384	36.344	32.788	37.252	259.6	31:29.134
39	2	1:53.357	38.786	34.733	39.838	255.9	1:53:52.062	10	2	6:48.901 B	36.006	31.834	5:41.061	260.9	38:18.035
40	2	1:52.540	38.520	34.752	39.268	259.0	1:55:44.602	11	1	1:59.249	46.013	34.420	38.816	173.6	40:17.284
41	2	1:52.849	38.438	34.641	39.770	258.4	1:57:37.451	12	1	1:49.405	37.756	33.356	38.293	259.6	42:06.689
42	2	1:56.148	38.383	36.655	41.110	259.6	1:59:33.599	13	1	1:47.648	37.253	32.749	37.646	260.9	43:54.337
43	2	1:52.065	38.368	34.495	39.202	259.6	2:01:25.664	14	1	1:50.443	37.726	33.061	39.656	262.8	45:44.780
91 Blackthorn 1. Claude BOVET 2. David MCDONALD Aston Martin Vantage GT3 EVO GT3															
1	2	10:09.649	8:34.799	45.453	49.397	100.7	10:09.649	15	1	1:47.818	37.139	32.820	37.859	261.5	47:32.598
2	2	2:07.538	43.404	40.701	43.433	213.0	12:17.187	16	1	10:09.697 B	36.878	35.798	8:57.021	261.5	57:42.295
3	2	2:05.724	43.608	39.484	42.632	214.7	14:22.911	17	2	1:59.593	46.543	34.293	38.757	172.0	59:41.888
4	2	5:07.607 B	48.084	1:00.906	3:18.617	176.5	19:30.518	18	2	1:47.562	36.584	33.271	37.707	257.1	1:01:29.450
5	2	15:20.794 B	1:18.753	1:11.593	...	79.6	34:51.312	19	2	1:45.301	36.623	31.449	37.229	260.2	1:03:14.751
6	2	2:18.187	55.701	39.824	42.662	128.1	37:09.499	20	2	1:45.758	36.143	32.457	37.158	260.9	1:05:00.509
7	2	1:56.831	40.051	36.289	40.491	253.5	39:06.330	21	2	1:43.555	35.613	31.093	36.849	260.9	1:06:44.064
8	2	1:54.003	38.888	34.720	40.395	254.7	41:00.333	22	2	1:43.566	35.466	31.116	36.984	260.9	1:08:27.630
9	2	3:55.728 B	39.436	34.970	2:41.322	230.8	44:56.061	23	2	4:56.430 B	35.898	32.048	3:48.484	260.2	1:13:24.060
10	2	2:26.296	1:00.057	42.238	44.001	112.9	47:22.357	24	1	1:55.704	44.486	32.869	38.349	177.0	1:15:19.764
11	2	1:57.148	38.927	36.063	42.158	254.1	49:19.505	25	1	1:47.589	36.750	32.697	38.142	263.4	1:17:07.353
12	2	1:52.635	38.587	34.191	39.857	257.1	51:12.140	26	1	1:49.127	36.957	33.981	38.189	262.8	1:18:56.480
13	2	7:23.477 B	55.459	1:11.292	5:16.726	257.8	58:35.617	27	1	1:48.456	36.808	33.481	38.167	261.5	1:20:44.936
14	2	2:00.007	46.139	34.690	39.178	170.1	1:00:35.624	28	1	1:46.602	36.669	32.241	37.692	261.5	1:22:31.538
15	2	1:50.567	37.822	33.693	39.052	256.5	1:02:26.191	29	1	1:47.223	36.680	32.897	37.646	262.8	1:24:18.761
16	2	2:00.241	38.940	37.921	43.380	259.0	1:04:26.432	30	1	4:05.315 B	38.118	33.772	2:53.425	264.7	1:28:24.076
17	2	3:57.318 B	38.023	34.113	2:45.182	255.3	1:08:23.750	31	1	2:07.045	50.498	36.669	39.878	166.7	1:30:31.121
18	2	2:03.108	45.428	34.266	43.414	170.3	1:10:26.858	32	1	1:50.923	38.007	33.867	39.049	259.6	1:32:22.044
19	2	1:50.184	37.681	33.600	38.903	257.8	1:12:17.042	33	1	1:48.037	36.629	32.590	38.818	260.2	1:34:10.081
20	2	1:51.159	37.863	34.008	39.288	257.8	1:14:08.201	34	1	1:45.647	36.475	31.919	37.253	262.1	1:35:55.728
21	2	4:25.664 B	37.540	33.550	3:14.574	257.1	1:18:33.865	35	1	1:47.032	36.281	31.995	38.756	262.8	1:37:42.760
22	1	2:16.548	52.103	40.843	43.602	162.2	1:20:50.413	36	1	1:44.947	36.153	31.623	37.171	262.1	1:39:27.707
23	1	1:59.121	40.771	37.073	41.277	253.5	1:22:49.534	37	1	1:45.563	36.525	31.748	37.290	265.4	1:41:13.270
24	1	1:58.131	39.760	36.489	41.882	252.9	1:24:47.665	38	1	4:40.542 B	36.090	32.424	3:32.028	262.1	1:45:53.812
25	1	3:18.640 B	41.930	36.831	1:59.879	256.5	1:28:06.305	39	2	6:31.563 B	1:14.426	1:11.147	4:05.990	98.3	1:52:25.375
26	1	2:18.654	54.615	39.781	44.258	147.7	1:30:24.959	40	2	2:00.265	42.820	31.981	45.464	177.0	1:54:25.640
27	1	1:58.303	40.597	36.532	41.174	252.9	1:32:23.262	41	2	1:47.823	36.234	31.701	39.888	258.4	1:56:13.463
28	1	1:55.678	39.682	35.703	40.293	226.9	1:34:18.940	42	2	1:44.539	35.373	31.565	37.601	260.2	1:57:58.002
								43	2	1:43.801	35.684	30.978	37.139	262.1	1:59:41.803
								44	2	1:43.929	35.350	31.025	37.554	261.5	2:01:25.732

LE MANS CUP



MLMC Collective Test Day
Mugello Round
Morning Test

MUGELLO 5.245m.

Sector Analysis

Lap under Red Flag Invalidated Lap ■ Personal Best ■ Session Best **B** Crossing the pit lane

Lap	D	Time	Sector 1	Sector 2	Sector 3	T. Spd	Elapsed	Lap	D	Time	Sector 1	Sector 2	Sector 3	T. Spd	Elapsed	
99	More Motorsport 1. Mark VAN DER SNEL 2. Max VAN DER SNEL JR.							Ligier JS P320 - Nissan LMP3								
1	2	9:32.240	8:10.126	39.767	42.347	152.8	9:32.240									
2	2	1:53.308	38.998	34.461	39.849	252.9	11:25.548									
3	2	1:50.341	38.007	33.278	39.056	255.3	13:15.889									
4	2	1:53.613	38.276	34.545	40.792	258.4	15:09.502									
5	2	3:28.913	52.759	1:11.252	1:24.902	254.1	18:38.415									
6	2	3:55.516	1:19.187	1:11.402	1:24.927	79.2	22:33.931									
7	2	2:17.571	1:03.600	33.608	40.363	79.1	24:51.502									
8	2	1:48.144	37.528	32.184	38.432	254.7	26:39.646									
9	2	1:46.718	37.172	31.737	37.809	255.9	28:26.364									
10	2	1:49.146	39.214	31.630	38.302	259.6	30:15.510									
11	2	1:47.944	37.195	32.589	38.160	262.8	32:03.454									
12	2	4:57.333 B	37.113	31.904	3:48.316	259.6	37:00.787									
13	1	2:11.048	50.205	37.950	42.893	161.9	39:11.835									
14	1	1:58.015	40.376	36.582	41.057	255.3	41:09.850									
15	1	2:00.421	42.228	37.232	40.961	257.1	43:10.271									
16	1	1:57.696	40.752	36.349	40.595	256.5	45:07.967									
17	1	1:55.747	39.201	36.215	40.331	257.1	47:03.714									
18	1	1:55.681	40.020	35.638	40.023	257.1	48:59.395									
19	1	1:54.705	39.227	35.274	40.204	248.3	50:54.100									
20	1	7:32.841 B	38.862	53.863	6:00.116	259.6	58:26.941									
21	1	2:03.391	46.617	35.949	40.825	174.8	1:00:30.332									
22	1	1:55.436	39.591	35.520	40.325	257.8	1:02:25.768									
23	1	1:52.838	38.603	34.617	39.618	257.8	1:04:18.606									
24	1	1:52.567	38.597	34.405	39.565	257.1	1:06:11.173									
25	1	1:50.240	37.902	33.362	38.976	257.8	1:08:01.413									
26	1	1:51.879	38.902	34.309	38.668	261.5	1:09:53.292									
27	1	1:50.158	38.236	33.326	38.596	260.2	1:11:43.450									
28	1	1:48.501	37.644	32.723	38.134	259.6	1:13:31.951									
29	1	4:48.388 B	37.797	34.067	3:36.524	257.8	1:18:20.339									
30	2	1:57.311	45.337	32.694	39.280	175.9	1:20:17.650									
31	2	1:47.204	37.822	31.594	37.788	257.8	1:22:04.854									
32	2	1:45.888	36.528	31.718	37.642	259.6	1:23:50.742									
33	2	1:47.326	37.026	31.966	38.334	262.1	1:25:38.068									
34	2	1:48.742	37.533	32.792	38.417	261.5	1:27:26.810									
35	2	1:49.903	37.263	34.073	38.567	262.1	1:29:16.713									
36	2	1:50.913	36.792	33.871	40.250	261.5	1:31:07.626									
37	2	1:46.470	37.113	31.700	37.657	259.6	1:32:54.096									
38	2	2:06.352 B	36.603	31.704	58.045	260.2	1:35:00.448									
39	2	4:17.354	3:06.363	32.683	38.308	176.5	1:39:17.802									
40	2	1:53.579	37.036	32.653	43.890	260.2	1:41:11.381									
41	2	1:47.869	36.910	32.935	38.024	259.0	1:42:59.250									
42	2	3:26.353 B	36.580	32.425	2:17.348	259.0	1:46:25.603									
43	1	3:46.377	1:17.953	1:11.301	1:17.123	80.4	1:50:11.980									
44	1	1:56.184	39.579	36.402	40.203	238.4	1:52:08.164									
45	1	1:53.701	38.650	34.490	40.561	256.5	1:54:01.865									
46	1	1:52.055	38.434	34.066	39.555	259.6	1:55:53.920									
47	1	1:52.318	39.171	33.857	39.290	259.0	1:57:46.238									
48	1	2:20.366 B	38.347	34.344	1:07.675	258.4	2:00:06.604									