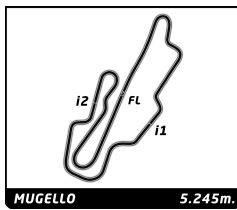




LE MANS CUP



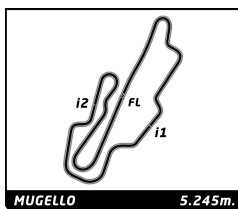
MLMC Collective Test Day
Mugello Round
Afternoon Test

Sector Analysis

Lap under Red Flag Invalidated Lap Personal Best Session Best B Crossing the pit lane

Lap	D	Time	Sector 1	Sector 2	Sector 3	T. Spd	Elapsed	Lap	D	Time	Sector 1	Sector 2	Sector 3	T. Spd	Elapsed	
2	CD Sport 1. Shahan SARKISSIAN 2. Willyam GOSSELIN							Ligier JS P320 - Nissan LMP3	11	1	1:47.780	36.911	32.340	38.529	256.5	33:12.231
	1	2	9:51.710	8:26.930	39.591	45.189	140.8	9:51.710	12	1	1:50.541	36.615	32.279	41.647	262.1	35:02.772
	2	2	1:55.767	39.389	36.416	39.962	254.1	11:47.477	13	1	8:55.737 B	1:11.371	1:11.207	6:33.159	103.1	43:58.509
	3	2	1:51.393	37.909	33.259	40.225	255.9	13:38.870	14	1	2:02.252	47.162	33.238	41.852	177.6	46:00.761
	4	2	1:48.952	37.349	32.878	38.725	258.4	15:27.822	15	1	1:46.339	36.596	31.898	37.845	259.0	47:47.100
	5	2	1:50.543	37.941	33.884	38.718	259.0	17:18.365	16	1	1:45.330	36.328	31.617	37.385	260.9	49:32.430
	6	2	1:48.815	37.117	33.143	38.555	260.2	19:07.180	17	1	6:32.801 B	37.134	32.471	5:23.196	263.4	56:05.231
	7	2	1:47.819	36.957	32.599	38.263	258.4	20:54.999	18	2	1:56.121	44.665	34.066	37.390	167.7	58:01.352
	8	2	4:24.540 B	36.683	36.723	3:11.134	259.0	25:19.539	19	2	3:03.451 B	40.443	49.992	1:33.016	264.1	1:01:04.803
	9	2	2:20.782	1:04.889	35.095	40.798	79.3	27:40.321	10 Racing Spirit of Leman 1. Christophe LAPIERRE 2. Marius FOSSARD Ligier JS P320 - Nissan LMP3							
	10	2	3:34.854 B	38.042	33.386	2:23.426	257.1	31:15.175	1	1	10:11.402	8:50.551	39.038	41.813	117.0	10:11.402
	11	2	1:55.967	44.110	33.156	38.701	175.3	33:11.142	2	1	1:56.533	39.395	35.566	41.572	251.7	12:07.935
	12	2	1:47.378	36.730	32.498	38.150	259.0	34:58.520	3	1	1:52.359	39.221	34.240	38.898	253.5	14:00.294
	13	2	9:57.660 B	1:01.089	1:10.986	7:45.585	257.1	44:56.180	4	1	1:50.947	37.659	34.207	39.081	256.5	15:51.241
	14	1	2:02.156	47.999	35.119	39.038	166.4	46:58.336	5	1	1:49.664	37.212	33.665	38.787	257.1	17:40.905
	15	1	1:51.596	37.679	35.811	38.106	256.5	48:49.932	6	1	1:49.928	37.447	33.598	38.883	257.1	19:30.833
	16	1	1:52.923	36.908	33.860	42.155	259.0	50:42.855	7	1	2:26.143 B	37.367	34.505	1:14.271	259.0	21:56.976
	17	1	5:17.378 B	36.874	38.655	4:01.849	259.0	56:00.233	8	2	4:45.724	2:56.898	1:09.732	39.094	80.0	26:42.700
	18	1	5:07.793 B	46.527	39.960	3:41.306	174.8	1:01:08.026	9	2	1:46.882	37.166	32.151	37.565	256.5	28:29.582
6 ANS Motorsport 1. Eric DE DONCKER 2. Nicolas SCHATZ Ligier JS P320 - Nissan LMP3								10	2	2:35.291	36.350	36.929	1:22.012	259.0	31:04.873	
1	1	10:42.808	9:16.642	43.346	42.820	151.9	10:42.808	11	2	1:48.609	38.612	32.295	37.702	221.3	32:53.482	
2	1	2:03.670	41.430	38.016	44.224	241.6	12:46.478	12	2	4:42.208 B	36.083	31.188	3:34.937	260.2	37:35.690	
3	1	1:54.134	38.518	36.529	39.087	254.7	14:40.612	13	1	8:30.883	7:12.842	37.504	40.537	132.5	46:06.573	
4	1	1:57.331	40.144	35.998	41.189	256.5	16:37.943	14	1	1:50.222	37.821	33.574	38.827	256.5	47:56.795	
5	1	8:30.872 B	39.249	37.749	7:13.874	259.0	25:08.815	15	1	1:47.604	36.782	32.623	38.199	259.0	49:44.399	
6	2	2:19.736	1:07.799	34.045	37.892	79.6	27:28.551	16	1	1:47.983	36.779	32.865	38.339	259.6	51:32.382	
7	2	1:46.463	37.033	32.141	37.289	255.9	29:15.014	17	1	5:32.493 B	41.238	1:01.913	3:49.342	259.0	57:04.875	
8	2	2:34.766	52.766	1:04.263	37.737	260.9	31:49.780	18	2	2:45.233 B	44.509	35.218	1:25.506	170.9	59:50.108	
9	2	1:45.534	36.137	31.730	37.667	260.2	33:35.314	11 CD Sport 1. Christian SHORT 2. Franck CHAPPARD Ligier JS P320 - Nissan LMP3								
10	2	2:15.718 B	36.667	31.757	1:07.294	260.2	35:51.032	1	1	9:45.359	8:21.897	41.208	42.254	167.2	9:45.359	
11	2	9:48.023	8:38.004	32.478	37.541	176.8	45:39.055	2	1	1:50.750	38.516	33.522	38.712	254.1	11:36.109	
12	2	1:45.436	36.383	31.788	37.265	260.2	47:24.491	3	1	1:50.028	37.361	33.948	38.719	256.5	13:26.137	
13	2	3:25.554 B	36.006	32.092	2:17.456	260.9	50:50.045	4	1	1:52.230	37.852	33.917	40.461	258.4	15:18.367	
14	1	5:16.227 B	50.698	47.728	3:37.801	166.7	56:06.272	5	1	1:49.457	36.658	34.276	38.523	257.1	17:07.824	
15	1	2:04.755	48.153	36.806	39.796	162.2	58:11.027	6	1	1:46.968	36.846	32.133	37.989	257.8	18:54.792	
16	1	3:28.505 B	39.114	1:07.205	1:42.186	258.4	1:01:39.532	7	1	1:47.674	36.506	32.151	39.017	259.6	20:42.466	
7 Nielsen Racing 1. Anthony WELLS 2. Wayne BOYD Ligier JS P320 - Nissan LMP3								8	1	4:40.238 B	38.581	34.269	3:27.388	259.6	25:22.704	
1	1	9:39.436	8:18.169	39.109	42.158	128.3	9:39.436	9	1	2:16.278	1:01.937	35.108	39.233	78.8	27:38.982	
2	1	1:52.854	39.027	34.496	39.331	257.1	11:32.290	10	1	1:50.691	38.596	32.952	39.143	255.9	29:29.673	
3	1	1:50.175	37.984	33.615	38.576	258.4	13:22.465	11	1	15:04.037 B	1:13.502	46.318	...	79.6	44:33.710	
4	1	1:48.355	37.270	32.871	38.214	259.6	15:10.820	12 Kessel Racing 1. Frederic JOUSSET 2. David Cleto FUMANELLI Ferrari 296 GT3 GT3								
5	1	3:47.795 B	38.391	34.919	2:34.485	261.5	18:58.615	1	2	10:21.827	8:53.956	43.681	44.190	111.3	10:21.827	
6	1	2:08.445	53.630	35.607	39.208	135.7	21:07.060	2	2	3:11.142 B	48.543	49.784	1:32.815	212.6	13:32.969	
7	1	2:55.448	38.164	51.558	1:25.726	258.4	24:02.508	3	2	2:09.596	50.040	39.289	40.267	163.9	15:42.565	
8	1	2:55.540	1:19.112	57.839	38.589	79.0	26:58.048	4	2	1:55.530	39.037	34.805	41.688	254.7	17:38.095	
9	1	1:47.184	37.168	32.160	37.856	257.1	28:45.232	5	2	1:49.383	37.499	33.250	38.634	253.5	19:27.478	
10	1	2:39.219	37.897	1:04.393	56.929	260.2	31:24.451	6	2	1:47.648	36.701	32.450	38.497	255.3	21:15.126	

LE MANS CUP



MLMC Collective Test Day
Mugello Round
Afternoon Test

MUGELLO 5.245m. Sector Analysis

Lap under Red Flag Invalidated Lap Personal Best Session Best Crossing the pit lane

Lap	D	Time	Sector 1	Sector 2	Sector 3	T. Spd	Elapsed	Lap	D	Time	Sector 1	Sector 2	Sector 3	T. Spd	Elapsed
7	2	3:07.688	37.308	1:05.297	1:25.083	255.3	24:22.814								
8	2	2:45.750	1:20.414	46.242	39.094	79.4	27:08.564								
9	2	1:47.767	36.777	32.613	38.377	254.1	28:56.331								
10	2	5:30.063 B	42.785	1:11.536	3:35.742	254.7	34:26.394								
11	1	10:13.503 B	51.357	1:02.100	8:20.046	161.2	44:39.897								
12	1	2:10.746	48.408	39.024	43.314	162.9	46:50.643								
13	1	1:54.746	38.872	35.809	40.065	251.2	48:45.389								
14	1	1:52.918	38.831	34.627	39.460	253.5	50:38.307								
15	1	5:36.440 B	38.199	1:27.417	3:30.824	253.5	56:14.747								
16	1	2:15.953	52.320	41.329	42.304	144.8	58:30.700								

Lap	D	Time	Sector 1	Sector 2	Sector 3	T. Spd	Elapsed
13							
1	1	10:42.200	9:14.747	42.281	45.172	142.3	10:42.200
2	1	2:22.509	40.427	38.863	1:03.219	241.1	13:04.709
3	1	1:49.910	39.318	32.746	37.846	225.9	14:54.619
4	1	1:48.108	36.959	33.189	37.960	257.8	16:42.727
5	1	1:50.412	36.608	33.552	40.252	259.6	18:33.139
6	1	1:47.223	36.975	31.984	38.264	257.8	20:20.362
7	1	2:07.585	36.611	32.866	58.108	257.8	22:27.947
8	1	5:27.489 B	1:18.484	1:10.834	2:58.171	79.8	27:55.436
9	1	2:34.692	48.196	32.884	1:13.612	175.9	30:30.128
10	1	2:10.186	58.928	32.974	38.284	79.5	32:40.314
11	1	1:46.237	36.664	31.758	37.815	259.0	34:26.551
12	1	10:31.942 B	36.986	1:02.752	8:52.204	260.9	44:58.493
13	2	1:56.563	44.553	32.666	39.344	176.8	46:55.056
14	2	1:51.972	39.423	34.941	37.608	259.6	48:47.028
15	2	1:45.768	36.599	31.763	37.406	261.5	50:32.796
16	2	2:16.546 B	36.083	31.401	1:09.062	261.5	52:49.342
17	2	5:16.416	3:50.370	44.514	41.532	177.0	58:05.758
18	2	3:27.781 B	40.580	1:06.859	1:40.342	259.6	1:01:33.539

Lap	D	Time	Sector 1	Sector 2	Sector 3	T. Spd	Elapsed
18							
1	1	10:30.060	8:52.610	48.264	49.186	101.5	10:30.060
2	1	2:10.949	45.114	41.280	44.555	226.4	12:41.009
3	1	2:04.524	42.175	39.637	42.712	251.2	14:45.533
4	1	2:03.810	41.031	38.421	44.358	251.7	16:49.343
5	1	1:58.579	38.754	37.701	42.124	252.9	18:47.922
6	1	1:54.130	38.164	35.675	40.291	253.5	20:42.052
7	1	2:40.371	40.173	37.445	1:22.753	251.2	23:22.423
8	1	5:16.353 B	1:18.232	1:10.659	2:47.462	80.2	28:38.776
9	2	2:50.329	46.383	1:04.586	59.360	172.5	31:29.105
10	2	1:50.613	37.476	33.881	39.256	255.3	33:19.718
11	2	1:48.734	36.928	33.233	38.573	255.9	35:08.452
12	2	9:21.314 B	1:11.399	1:10.557	6:59.358	104.5	44:29.766
13	1	2:21.142	55.653	41.671	43.818	144.0	46:50.908
14	1	2:07.023	42.958	40.556	43.509	221.3	48:57.931
15	1	2:03.931	41.911	40.125	41.895	252.9	51:01.862
16	1	5:05.508 B	39.258	48.383	3:37.867	254.1	56:07.370
17	1	2:05.787	47.722	36.989	41.076	170.6	58:13.157

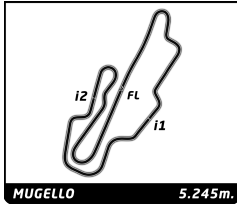
Lap	D	Time	Sector 1	Sector 2	Sector 3	T. Spd	Elapsed
20							
1	1	9:49.642	8:26.649	39.410	43.583	144.8	9:49.642
2	1	1:57.094	41.322	36.291	39.481	248.8	11:46.736
3	1	1:53.165	38.021	33.557	41.587	251.7	13:39.901
4	1	1:49.537	37.305	33.962	38.270	251.2	15:29.438
5	1	1:51.789	37.081	33.576	41.132	254.1	17:21.227
6	1	1:48.045	36.939	32.878	38.228	253.5	19:09.272
7	1	1:52.596	37.995	36.112	38.489	257.1	21:01.868
8	1	4:24.742 B	36.701	40.958	3:07.083	256.5	25:26.610
9	1	6:45.465 B	1:03.066	37.326	5:05.073	90.9	32:12.075
10	1	2:03.484	46.346	34.676	42.462	165.4	34:15.559
11	1	3:09.069 B	37.076	56.254	1:35.739	253.5	37:24.628
12	1	8:25.268	7:11.562	34.207	39.499	173.1	45:49.896
13	1	1:52.687	37.114	33.600	41.973	252.3	47:42.583
14	1	1:46.897	36.570	32.354	37.973	253.5	49:29.480
15	1	3:09.958 B	37.598	32.171	2:00.189	255.3	52:39.438

Lap	D	Time	Sector 1	Sector 2	Sector 3	T. Spd	Elapsed
23							
1	2	10:27.268	9:00.923	42.742	43.603	121.6	10:27.268
2	2	1:54.636	39.650	35.049	39.937	253.5	12:21.904
3	2	1:54.180	39.275	35.221	39.684	255.3	14:16.084
4	2	1:51.159	38.046	33.878	39.235	255.9	16:07.243
5	2	1:50.289	37.554	33.861	38.874	258.4	17:57.532
6	2	1:49.954	37.580	33.576	38.798	258.4	19:47.486
7	2	5:41.430 B	40.275	37.117	4:24.038	255.3	25:28.916
8	1	2:22.749	1:03.741	37.299	41.709	79.6	27:51.665
9	1	2:58.985	56.444	39.928	1:22.613	257.1	30:50.650
10	1	2:08.455	50.828	36.603	41.024	135.7	32:59.105
11	1	1:58.553	40.624	36.745	41.184	242.2	34:57.658
12	1	9:46.821 B	50.834	1:12.200	7:43.787	255.9	44:44.479
13	1	2:08.653	49.260	37.772	41.621	163.9	46:53.132
14	1	2:04.376	41.046	40.730	42.600	249.4	48:57.508
15	1	2:01.621	40.800	38.131	42.690	254.7	50:59.129
16	1	5:42.502 B	40.430	46.280	4:15.792	256.5	56:41.631
17	1	2:43.463 B	51.251	38.065	1:14.147	166.4	59:25.094

Lap	D	Time	Sector 1	Sector 2	Sector 3	T. Spd	Elapsed
24							
1	2	12:09.468 B	9:00.418	42.558	2:26.492	121.8	12:09.468
2	2	2:11.624	51.686	38.094	41.844	166.7	14:21.092
3	2	1:58.158	41.657	36.344	40.157	237.4	16:19.250
4	2	1:54.001	39.555	34.459	39.987	248.3	18:13.251
5	2	1:51.748	38.228	34.215	39.305	255.3	20:04.999
6	2	6:40.912 B	37.767	33.780	5:29.365	255.3	26:45.911
7	2	1:58.820	45.014	34.444	39.362	173.4	28:44.731
8	2	3:39.713	37.879	1:00.907	1:00.927	255.9	31:24.444
9	2	3:17.826 B	39.547	34.794	2:03.485	248.8	34:42.270
10	2	9:14.432 B	1:04.125	1:12.083	6:58.224	170.3	43:56.702
11	2	2:10.749	50.628	38.106	42.015	170.9	46:07.451
12	2	1:51.749	38.707	33.954	39.088	252.3	47:59.200



LE MANS CUP



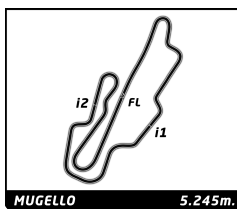
MLMC Collective Test Day
Mugello Round
Afternoon Test

MUGELLO 5.245m. Sector Analysis

Lap under Red Flag Invalidated Lap Personal Best Session Best B Crossing the pit lane

Lap	D	Time	Sector 1	Sector 2	Sector 3	T. Spd	Elapsed	Lap	D	Time	Sector 1	Sector 2	Sector 3	T. Spd	Elapsed							
13	2	1:50.166	37.453	33.724	38.989	257.8	49:49.366	9	1	2:36.668	37.992	1:10.812	47.864	257.8	31:30.944							
14	2	1:51.919	38.397	33.483	40.039	240.5	51:41.285	10	1	1:49.253	37.228	33.248	38.777	258.4	33:20.197							
15	2	5:46.389B	52.499	1:11.480	3:42.410	257.1	57:27.674	11	1	1:49.955	37.400	33.134	39.421	261.5	35:10.152							
16	2	2:52.319B	45.843	35.644	1:30.832	171.4	1:00:19.993	12	1	8:50.513B	1:10.764	1:11.024	6:28.725	111.2	44:00.665							
26 Bretton Racing Ligier JS P320 - Nissan								29 MV2S Racing Ligier JS P320 - Nissan														
1.Jamie FALVEY LMP3								1.Jacek ZIELONKA LMP3														
2.Dan SKOCDOPOLE								2.Maximus MAYER														
1	1	9:55.123	8:34.594	37.977	42.552	129.5	9:55.123	1	2	10:46.548	9:31.002	35.067	40.479	168.5	10:46.548							
2	1	1:58.480	38.251	36.484	43.745	252.9	11:53.603	2	2	1:52.489	37.789	35.766	38.934	251.2	12:39.037							
3	1	1:50.943	37.332	33.918	39.693	252.3	13:44.546	3	2	1:46.824	36.763	32.140	37.921	254.7	14:25.861							
4	1	1:57.214	39.257	34.991	42.966	255.9	15:41.760	4	2	1:49.276	37.025	34.473	37.778	258.4	16:15.137							
5	1	1:49.736	36.961	34.267	38.508	255.3	17:31.496	5	2	1:46.055	36.484	31.807	37.764	255.9	18:01.192							
6	1	1:48.546	36.729	33.028	38.789	255.9	19:20.042	6	2	1:46.358	36.452	32.130	37.776	257.1	19:47.550							
7	1	9:58.208B	37.065	33.653	8:47.490	257.1	29:18.250	7	2	1:47.095	36.643	31.699	38.758	259.6	21:34.645							
8	1	2:54.171	1:18.345	52.506	43.320	85.9	32:12.421	8	2	5:42.195B	46.579	1:11.205	3:45.411	256.5	27:17.840							
9	1	1:51.177	38.723	33.877	38.577	240.5	34:03.598	9	1	2:12.103	53.415	37.489	41.199	109.2	29:29.943							
10	1	10:16.643B	37.458	32.602	9:06.583	255.3	44:20.241	10	1	2:41.882	1:17.522	44.814	39.546	79.3	32:11.825							
11	2	1:59.643	46.689	34.479	38.475	141.0	46:19.884	11	1	1:48.207	37.642	32.356	38.209	255.3	34:00.032							
12	2	1:49.720	37.107	34.518	38.095	256.5	48:09.604	12	1	2:37.105	36.537	31.969	1:28.599	255.9	36:37.137							
13	2	1:47.243	36.561	32.519	38.163	257.1	49:56.847	13	1	7:35.015B	1:18.937	1:11.419	5:04.659	79.1	44:12.152							
14	2	1:48.044	37.274	32.642	38.128	255.9	51:44.891	14	1	1:59.676	47.145	33.760	38.771	154.5	46:11.828							
15	2	4:37.944B	50.548	1:11.129	2:36.267	258.4	56:22.835	15	1	1:49.467	37.029	33.653	38.785	256.5	48:01.295							
16	2	1:58.944	44.920	35.893	38.131	158.8	58:21.779	16	1	1:48.061	36.348	32.956	38.757	258.4	49:49.356							
27 P4 Racing Ligier JS P320 - Nissan								34 Inter Europol Competition Ligier JS P320 - Nissan														
1.Andrew FERGUSON LMP3								1.Alexander BUKHANTSOV LMP3														
2.Louis HAMILTON-SMITH								2.Rik KOEN														
1	1	10:08.394	8:45.724	39.941	42.729	125.4	10:08.394	1	2	9:19.710	7:57.824	39.796	42.090	139.9	9:19.710							
2	1	1:56.720	40.290	36.228	40.202	253.5	12:05.114	2	2	1:50.394	38.825	33.538	38.031	256.5	11:10.104							
3	1	1:53.875	38.551	35.652	39.672	254.7	13:58.989	3	2	1:46.158	36.277	31.623	38.258	257.1	12:56.262							
4	1	1:53.540	38.294	35.381	39.865	257.1	15:52.529	4	2	1:45.483	35.863	30.975	38.645	250.6	14:41.745							
5	1	1:52.371	38.348	34.373	39.650	258.4	17:44.900	5	2	1:42.712	35.274	30.731	36.707	263.4	16:24.457							
6	1	1:52.561	38.143	34.642	39.776	256.5	19:37.461	6	2	1:46.476	35.647	33.369	37.460	260.9	18:10.933							
7	1	2:26.094B	38.115	34.791	1:13.188	258.4	22:03.555	7	2	1:42.490	35.144	30.649	36.697	261.5	19:53.423							
8	2	9:22.050	7:20.769	1:04.396	56.885	170.6	31:25.605	8	2	1:45.628	35.403	32.054	38.171	262.8	21:39.051							
9	2	1:48.526	37.681	32.644	38.201	257.8	33:14.131	9	2	3:32.089	56.813	1:10.920	1:24.356	221.3	25:11.140							
10	2	1:48.951	37.054	33.002	38.895	260.2	35:03.082	10	2	2:19.996	1:05.693	35.035	39.268	80.1	27:31.136							
11	2	9:25.768B	1:13.600	1:11.094	7:01.074	99.5	44:28.850	11	2	4:26.346B	35.844	31.607	3:18.895	261.5	31:57.482							
12	2	2:01.879	48.214	33.778	39.887	145.9	46:30.729	12	1	2:13.425	53.357	38.992	41.076	138.3	34:10.907							
13	2	1:47.441	37.145	32.190	38.106	259.6	48:18.170	13	1	3:01.768B	38.513	50.378	1:32.877	259.0	37:12.675							
14	2	1:47.711	36.656	33.089	37.966	262.1	50:05.881	14	1	8:35.689	7:21.970	34.567	39.152	155.2	45:48.364							
15	2	6:33.828B	36.883	32.161	5:24.784	260.9	56:39.709	15	1	1:49.986	37.721	34.003	38.262	258.4	47:38.350							
16	1	3:02.816B	54.735	38.428	1:29.653	142.1	59:42.525	16	1	1:46.194	36.416	32.066	37.712	260.9	49:24.544							
28 MV2S Racing Ligier JS P320 - Nissan								17								1	1:45.112	35.817	31.631	37.664	262.8	51:09.656
1.Terrence WOODWARD LMP3								18								1	4:58.715B	36.368	51.214	3:31.133	260.2	56:08.371
2.Viacheslav GUTAK								19								1	1:59.077	44.882	34.377	39.818	178.2	58:07.448
1	2	10:38.792	9:19.819	39.269	39.704	157.9	10:38.792	20	1	3:16.966B	36.951	1:05.468	1:34.547	262.8	1:01:24.414							
2	2	1:55.540	38.457	35.420	41.663	254.7	12:34.332															
3	2	1:46.944	36.698	32.353	37.893	255.9	14:21.276															
4	2	1:45.618	36.103	31.565	37.950	257.1	16:06.894															
5	2	1:45.505	36.253	31.746	37.506	257.8	17:52.399															
6	2	1:48.708	37.355	32.728	38.625	258.4	19:41.107															
7	2	7:13.007B	36.475	32.983	6:03.549	257.1	26:54.114															
8	1	2:00.162	45.549	34.541	40.072	173.9	28:54.276															

LE MANS CUP



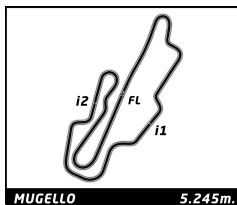
MLMC Collective Test Day Mugello Round Afternoon Test

Sector Analysis

		Lap under Red Flag					Invalidated Lap		Personal Best		Session Best		B Crossing the pit lane			
Lap	D	Time	Sector 1	Sector 2	Sector 3	T. Spd	Elapsed	Lap	D	Time	Sector 1	Sector 2	Sector 3	T. Spd	Elapsed	
43	Inter Europol Competition Ligier JS P320 - Nissan															
	1. Timothy CRESWICK LMP3															
	2. Sebastian GRAVLUND															
	1	2	16:01.393	B 8:41.072	42.671	6:37.650	130.3	16:01.393	1	2	9:53.084	8:28.322	39.118	45.644	163.4	9:53.084
	2	2	1:56.645						2	2	1:56.645	39.349	37.259	40.037	250.6	11:49.729
	3	2	1:51.156						3	2	1:51.156	37.554	34.308	39.294	251.7	13:40.885
	4	2	1:50.219						4	2	1:50.219	37.430	33.881	38.908	254.7	15:31.104
	5	2	10:33.542	B					5	2	10:33.542	37.235	33.945	9:22.362	255.3	26:04.646
	6	2	2:10.386						6	2	2:10.386	52.507	37.957	39.922	164.9	28:15.032
	7	2	2:33.471						7	2	2:33.471	37.278	34.551	1:21.642	252.3	30:48.503
44	Team Virage Ligier JS P320 - Nissan															
	1. Georgios KOLOVOS LMP3															
	2. Mihnea STEFAN															
	1	1	9:30.331	8:09.184	39.625	41.522	157.0	9:30.331	8	2	2:05.032	50.457	35.381	39.194	121.8	32:53.535
	2	1	1:53.167	38.832	35.047	39.288	252.9	11:23.498	9	2	1:48.303	37.036	32.906	38.361	254.1	34:41.838
	3	1	1:50.815	37.630	34.141	39.044	255.9	13:14.313	10	2	9:26.744	B 46.314	1:11.407	7:29.023	253.5	44:08.582
	4	1	1:49.279	37.412	33.342	38.525	257.8	15:03.592	11	1	2:01.777	48.052	34.362	39.263	153.4	46:10.359
	5	1	1:47.722	36.853	32.627	38.242	257.1	16:51.314	12	1	1:53.388	37.748	34.193	41.447	251.7	48:03.747
	6	1	3:09.883	B 36.964	35.017	1:57.902	262.8	20:01.197	13	1	1:53.152	38.003	34.093	41.056	254.1	49:56.899
	7	1	2:20.032	50.905	36.964	52.163	156.3	22:21.229	14	1	1:50.266	37.864	33.502	38.900	254.7	51:47.165
8	1	3:49.244	1:21.026	1:11.409	1:16.809	79.7	26:10.473	15	1	4:36.335	B 53.137	1:11.475	2:31.723	254.1	56:23.500	
50	Reiter Engineering Ligier JS P320 - Nissan															
	1. Horst FELBERMAYR LMP3															
	2. Miklas BORN															
	1	1	9:20.914	8:00.637	38.429	41.848	129.5	9:20.914	16	1	2:03.426	46.714	37.071	39.641	163.4	58:26.926
	2	1	1:56.282	40.124	35.714	40.444	246.0	11:17.196	1	1	9:48.793	8:21.850	42.077	44.866	155.6	9:48.793
	3	1	1:50.248	39.142	33.157	37.949	259.6	13:07.444	2	1	2:02.007	41.564	39.114	41.329	249.4	11:50.800
	4	1	1:48.245	37.371	32.680	38.194	259.6	14:55.689	3	1	1:53.480	39.244	34.590	39.646	254.7	13:44.280
	5	1	1:47.669	36.873	32.587	38.209	259.0	16:43.358	4	1	1:54.115	38.945	35.255	39.915	255.3	15:38.395
	6	1	1:50.210	36.774	33.233	40.203	261.5	18:33.568	5	1	1:55.074	39.712	35.564	39.798	255.3	17:33.469
	7	1	1:49.049	37.139	32.640	39.270	256.5	20:22.617	6	1	1:55.795	38.685	36.315	40.795	256.5	19:29.264
8	1	4:22.800	B 36.393	32.039	3:14.368	259.6	24:45.417	7	1	6:18.896	B 38.508	34.674	5:05.714	258.4	25:48.160	
51	AF Corse Ferrari 296 GT3															
	1. Matthew KURZEJEWSKI GT3															
	2. Alessandro BALZAN															
	1	2	2:25.669	B 36.151	38.290	1:11.228	259.6	1:00:21.735	8	1	2:20.666	57.241	39.803	43.622	102.5	28:08.826
	2	1	1:56.282	40.124	35.714	40.444	246.0	11:17.196	9	1	2:37.101	40.043	37.568	1:19.490	250.0	30:45.927
	3	1	1:50.248	39.142	33.157	37.949	259.6	13:07.444	10	1	2:10.136	52.155	35.840	42.141	84.5	32:56.063
	4	1	1:48.245	37.371	32.680	38.194	259.6	14:55.689	11	1	1:56.130	38.869	37.394	39.867	259.6	34:52.193
	5	1	1:47.669	36.873	32.587	38.209	259.0	16:43.358	12	1	11:59.436	B 55.171	1:11.913	9:52.352	257.1	46:51.629
	6	1	1:50.210	36.774	33.233	40.203	261.5	18:33.568	13	2	2:11.981	50.543	38.266	43.172	159.8	49:03.610
	7	1	1:49.049	37.139	32.640	39.270	256.5	20:22.617	14	2	1:49.075	36.663	34.491	37.921	255.3	50:52.685
8	1	4:22.800	B 36.393	32.039	3:14.368	259.6	24:45.417	15	2	5:03.422	B 35.909	32.168	3:55.345	259.0	55:56.107	
52	Team Virage Ligier JS P320 - Nissan															
	1. Oscar BITTAR LMP3															
	2. Ricardo GRACIA FILHO															
	1	2	2:29.874	1:17.266	35.019	37.589	80.1	27:15.291	16	2	2:04.631	45.867	39.441	39.323	177.3	58:00.738
	2	2	1:46.261	36.621	32.191	37.449	259.0	29:01.552	17	2	2:58.863	B 36.177	52.466	1:30.220	258.4	1:00:59.601
	3	2	2:35.623	42.095	1:10.790	42.738	261.5	31:37.175	1	2	9:21.395	8:05.280	35.975	40.140	156.3	9:21.395
	4	2	1:46.429	36.555	32.290	37.584	259.6	33:23.604	2	2	1:55.475	39.768	35.906	39.801	254.7	11:16.870
	5	2	1:47.269	36.256	32.056	38.957	261.5	35:10.873	3	2	1:48.335	38.365	32.475	37.495	259.0	13:05.205
	6	2	9:00.137	B 1:13.509	1:10.797	6:35.831	83.6	44:11.010	4	2	1:46.186	36.751	31.886	37.549	260.2	14:51.391
	7	2	2:07.431	52.202	35.395	39.834	154.9	46:18.441	5	2	1:46.679	36.399	32.621	37.659	260.2	16:38.070
8	2	1:48.485	36.764	34.354	37.367	258.4	48:06.926	6	2	1:47.524	37.911	32.068	37.545	263.4	18:25.594	
53	Team Virage Ligier JS P320 - Nissan															
	1. Oscar BITTAR LMP3															
	2. Ricardo GRACIA FILHO															
	1	2	1:48.217	36.125	33.018	39.074	261.5	49:55.143	7	2	4:38.804	B 36.459	33.556	3:28.789	262.1	23:04.398
	2	2	1:44.443	35.913	31.477	37.053	262.8	51:39.586	8	2	3:21.472	1:12.943	1:11.425	57.104	164.6	26:25.870
	3	2	4:40.644	B 49.863	1:10.976	2:39.805	262.1	56:20.230	9	2	1:51.311	38.744	34.190	38.377	256.5	28:17.181
	4	2	1:59.674	45.660	34.948	39.066	175.6	58:19.904	10	2	2:31.857	36.722	33.994	1:21.141	262.1	30:49.038
	5	2	3:41.994	B 39.534	1:10.858	1:51.602	260.9	1:02:01.898	11	2	2:01.165	49.203	32.817	39.145	126.6	32:50.203
	6	2	1:44.443	35.913	31.477	37.053	262.8	51:39.586	12	2	1:43.923	35.814	31.153	36.956	260.9	34:34.126
	7	2	4:40.644	B 49.863	1:10.976	2:39.805	262.1	56:20.230	13	2	10:43.966	B 37.914	1:04.345	9:01.707	263.4	45:18.092
8	2	1:48.217	36.125	33.018	39.074	261.5	49:55.143	14	1	1:59.331	44.739	34.419	40.173	175.3	47:17.423	



LE MANS CUP



MLMC Collective Test Day
Mugello Round
Afternoon Test

MUGELLO 5.245m

Sector Analysis

Lap under Red Flag Invalidated Lap Personal Best Session Best Crossing the pit lane

Lap	D	Time	Sector 1	Sector 2	Sector 3	T. Spd	Elapsed	Lap	D	Time	Sector 1	Sector 2	Sector 3	T. Spd	Elapsed
15	1	1:49.030	36.582	33.180	39.268	258.4	49:06.453	3	2	1:52.651	37.683	34.943	40.025	259.0	15:08.106
16	1	1:52.065	36.488	35.209	40.368	260.2	50:58.518	4	2	1:49.824	37.445	34.220	38.159	259.6	16:57.930
17	1	5:03.193 B	38.572	45.761	3:38.860	260.9	56:01.711	5	2	1:48.657	36.710	32.638	39.309	263.4	18:46.587
18	1	2:04.679	47.096	37.150	40.433	170.6	58:06.390	6	2	1:46.068	36.521	32.072	37.475	262.8	20:32.655
19	1	3:24.065 B	38.628	1:07.467	1:37.970	259.0	1:01:30.455	7	2	4:40.087 B	36.383	33.324	3:30.380	262.8	25:12.742

62 **Bretton Racing** Ligier JS P320 - Nissan
1. Ben STONE LMP3
2. Theodor JENSEN

1	2	9:52.980	8:37.981	34.767	40.232	141.4	9:52.980
2	2	1:54.008	38.493	36.333	39.182	254.1	11:46.988
3	2	1:48.579	36.886	33.892	37.801	259.0	13:35.567
4	2	1:48.266	37.187	33.077	38.002	260.2	15:23.833
5	2	1:51.539	38.287	32.563	40.689	259.0	17:15.372
6	2	1:45.539	36.297	31.568	37.674	259.6	19:00.911
7	2	1:45.693	36.160	32.022	37.511	260.9	20:46.604
8	2	5:08.089 B	36.136	33.690	3:58.263	260.2	25:54.693
9	1	2:07.478	51.969	35.655	39.854	105.2	28:02.171
10	1	2:18.018	37.729	33.399	1:06.890	259.6	30:20.189
11	1	2:23.284	1:03.689	38.113	41.482	72.1	32:43.473
12	1	1:48.403	37.261	32.998	38.144	259.6	34:31.876
13	1	9:49.669 B	38.690	1:04.938	8:06.041	260.2	44:21.545
14	1	2:01.383	47.390	34.561	39.432	144.8	46:22.928
15	1	1:50.804	37.587	33.763	39.454	259.6	48:13.732
16	1	1:49.423	37.657	33.198	38.568	260.9	50:03.155
17	1	1:48.047	36.831	32.746	38.470	260.9	51:51.202
18	1	4:35.429 B	51.661	1:12.148	2:31.620	262.1	56:26.631
19	1	2:02.122	45.539	36.367	40.216	177.3	58:28.753

66 **Rinaldi Racing** Ligier JS P320 - Nissan
1. Steve PARROW LMP3
2. Wyatt BRICHACEK

1	1	9:20.540	7:57.233	39.940	43.367	138.8	9:20.540
2	1	1:56.169	40.097	35.592	40.480	254.1	11:16.709
3	1	1:56.635	42.054	34.894	39.687	254.7	13:13.344
4	1	1:53.407	38.250	35.589	39.568	256.5	15:06.751
5	1	1:52.677	37.960	34.884	39.833	256.5	16:59.428
6	1	1:50.521	37.903	33.901	38.717	260.9	18:49.949
7	1	1:52.175	37.860	34.387	39.928	259.0	20:42.124
8	1	5:24.511 B	38.306	35.648	4:10.557	257.1	26:06.635
9	2	1:56.421	45.193	33.364	37.864	177.6	28:03.056
10	2	2:14.800	37.145	33.224	1:04.431	262.1	30:17.856
11	2	2:11.493	1:02.018	32.219	37.256	80.1	32:29.349
12	2	1:47.931	36.177	33.640	38.114	263.4	34:17.280
13	2	10:45.427 B	36.020	56.808	9:12.599	262.1	45:02.707
14	1	2:16.144	54.373	39.523	42.248	135.3	47:18.851
15	1	1:53.948	38.944	35.497	39.507	254.7	49:12.799
16	1	1:50.763	37.933	33.787	39.043	258.4	51:03.562
17	1	5:58.999 B	38.301	54.521	4:26.177	258.4	57:02.561
18	2	2:42.651 B	45.019	32.668	1:24.964	173.1	59:45.212

67 **Haegeli by T2 Racing** Duqueine M30 - D08 - Nissan
1. Pieder DECURTINS LMP3
2. Samir BEN

1	2	11:09.462 B	8:20.694	40.404	2:08.364	161.4	11:09.462
2	2	2:05.993	49.912	35.489	40.592	170.6	13:15.455

8	1	2:19.781	1:06.702	33.576	39.503	76.1	27:32.523
9	1	1:48.171	37.335	32.753	38.083	261.5	29:20.694
10	1	2:37.561	1:03.192	56.114	38.255	238.4	31:58.255
11	1	1:46.791	36.507	32.266	38.018	262.8	33:45.046
12	1	10:40.732 B	36.658	32.525	9:31.549	263.4	44:25.778
13	2	2:07.089	51.119	36.477	39.493	155.6	46:32.867
14	2	1:50.265	37.688	34.002	38.575	259.6	48:23.132
15	2	1:58.573	37.440	41.235	39.898	265.4	50:21.705
16	2	1:46.297	35.777	31.651	38.869	263.4	52:08.002
17	2	4:25.309 B	1:12.635	1:06.148	2:06.526	114.4	56:33.311
18	2	2:07.560	49.966	32.129	45.465	129.5	58:40.871

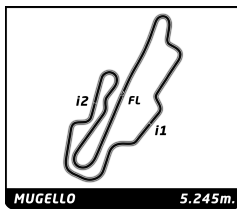
71 **Rinaldi Racing** Ligier JS P320 - Nissan
1. Stefan AUST LMP3
2. Felipe FERNANDEZ-LASER

1	1	9:21.413	8:01.194	38.332	41.887	130.4	9:21.413
2	1	1:56.497	40.300	35.863	40.334	245.5	11:17.910
3	1	1:51.750	39.811	33.276	38.663	254.1	13:09.660
4	1	1:48.847	37.298	33.177	38.372	255.3	14:58.507
5	1	1:48.205	37.129	32.933	38.143	255.9	16:46.712
6	1	1:49.803	37.281	33.353	39.169	256.5	18:36.515
7	1	1:49.916	36.935	34.271	38.710	256.5	20:26.431
8	1	5:36.889 B	37.056	32.981	4:26.852	255.9	26:03.320
9	1	2:17.110	53.401	40.185	43.524	152.8	28:20.430
10	1	2:42.986	39.066	39.378	1:24.542	255.3	31:03.416
11	1	1:55.918	42.004	35.268	38.646	210.1	32:59.334
12	1	1:49.524	37.086	34.115	38.323	260.2	34:48.858
13	1	9:24.932 B	44.694	1:07.663	7:32.575	255.9	44:13.790
14	1	1:59.818	46.858	34.357	38.603	175.3	46:13.608
15	1	1:48.288	36.966	32.898	38.424	255.9	48:01.896
16	1	1:47.850	36.751	32.378	38.721	258.4	49:49.746
17	1	1:46.707	36.737	32.233	37.737	260.9	51:36.453
18	1	4:42.121 B	40.003	1:01.581	3:00.537	259.6	56:18.574
19	1	1:58.901	45.713	35.026	38.162	177.6	58:17.475
20	1	3:40.267 B	39.309	1:07.737	1:53.221	257.8	1:01:57.742

73 **Proton Huber Competition** Porsche 911 GT3 R (992)
1. Jörg DREISOW GT3
2. Manuel LAUCK

1	2	9:41.670	8:20.170	40.334	41.166	141.5	9:41.670
2	2	1:53.359	39.056	34.973	39.330	252.9	11:35.029
3	2	1:51.025	38.039	34.028	38.958	254.1	13:26.054
4	2	1:50.868	37.664	34.007	39.197	252.9	15:16.922
5	2	1:52.491	37.935	34.986	39.570	254.7	17:09.413
6	2	4:21.092 B	37.633	35.091	3:08.368	255.3	21:30.505
7	1	3:45.610	1:09.690	1:10.985	1:24.935	113.7	25:16.115
8	1	2:21.740	1:05.925	35.560	40.255	80.0	27:37.855
9	1	2:10.033	41.498	35.386	53.149	253.5	29:47.888
10	1	2:34.276	1:16.889	37.211	40.176	80.1	32:22.164
11	1	1:56.294	39.420	35.991	40.883	244.3	34:18.458

LE MANS CUP



MLMC Collective Test Day
Mugello Round
Afternoon Test

Sector Analysis

Lap under Red Flag Invalidated Lap Personal Best Session Best B Crossing the pit lane

Lap	D	Time	Sector 1	Sector 2	Sector 3	T. Spd	Elapsed	Lap	D	Time	Sector 1	Sector 2	Sector 3	T. Spd	Elapsed	
12	1	10:09.328	B	40.356	1:01.918	8:27.054	255.9	44:27.786	3	2	1:52.359	38.089	34.702	39.568	254.1	13:14.381
13	1	2:22.581		54.711	41.375	46.495	142.5	46:50.367	4	2	2:55.679 B	38.500	34.524	1:42.655	252.9	16:10.060
14	1	2:08.589		45.450	39.724	43.415	184.0	48:58.956	5	2	2:05.745	49.846	36.327	39.572	171.7	18:15.805
15	1	1:59.401		40.717	37.198	41.486	245.5	50:58.357	6	2	1:50.479	37.917	33.762	38.800	254.1	20:06.284
16	1	5:05.922	B	39.675	46.594	3:39.653	239.5	56:04.279	7	2	1:50.102	37.348	33.398	39.356	255.3	21:56.386
17	1	2:06.789		47.912	37.648	41.229	165.1	58:11.068	8	2	3:46.243	1:08.758	1:11.772	1:25.713	154.5	25:42.629
18	1	3:44.012	B	40.366	1:09.300	1:54.346	252.9	1:01:55.080	9	2	2:08.297	54.369	33.899	40.029	79.4	27:50.926

74 **Kessel Racing** Ferrari 296 GT3
1. Andrew GILBERT GT3
2. Fran RUEDA MATEOS

1	1	10:46.657		9:21.663	41.350	43.644	115.4	10:46.657
2	1	2:00.549		40.235	36.468	43.846	244.3	12:47.206
3	1	1:56.679		38.933	36.745	41.001	252.3	14:43.885
4	1	1:53.353		38.349	34.919	40.085	254.1	16:37.238
5	1	1:56.214		39.557	35.137	41.620	253.5	18:33.552
6	1	1:54.555		38.972	35.205	40.378	246.0	20:28.107
7	1	4:48.926	B	39.348	37.444	3:32.134	237.4	25:17.033
8	1	2:30.327		1:07.388	40.691	42.248	77.1	27:47.360
9	1	2:13.718		39.115	36.170	58.433	252.9	30:01.078
10	1	2:26.426		1:11.539	35.018	39.869	79.3	32:27.504
11	1	1:51.897		37.917	34.829	39.151	256.5	34:19.401
12	1	10:11.741	B	38.206	1:01.093	8:32.442	257.1	44:31.142
13	2	2:03.911		48.612	34.682	40.617	146.7	46:35.053
14	2	1:49.049		36.952	33.145	38.952	255.9	48:24.102
15	2	1:48.709		36.821	33.302	38.586	258.4	50:12.811
16	2	1:53.129		37.836	33.357	41.936	259.0	52:05.940
17	2	4:25.653	B	1:12.224	1:01.127	2:12.302	102.2	56:31.593
18	1	2:04.123		48.574	34.111	41.438	171.2	58:35.716

77 **Team Thor** Ligier JS P320 - Nissan
1. Audunn GUDMUNDSSON LMP3
2. Colin NOBLE

1	2	9:37.536		8:20.182	37.705	39.649	151.5	9:37.536
2	2	1:48.583		37.477	33.043	38.063	250.6	11:26.119
3	2	1:51.143		37.127	34.899	39.117	255.9	13:17.262
4	2	1:50.525		36.860	33.536	40.129	255.3	15:07.787
5	2	1:49.084		37.090	34.025	37.969	255.3	16:56.871
6	2	1:46.686		36.455	32.496	37.735	255.9	18:43.557
7	2	1:44.721		35.854	31.466	37.401	256.5	20:28.278
8	2	6:34.730	B	36.458	32.537	5:25.735	259.0	27:03.008
9	2	1:53.380		43.283	32.537	37.560	177.3	28:56.388
10	2	2:38.822		37.469	1:10.766	50.587	257.1	31:35.210
11	2	12:17.174	B	36.374	32.249	...	255.9	43:52.384
12	1	2:02.850		50.946	33.734	38.170	136.0	45:55.234
13	1	1:48.230		36.993	32.859	38.378	254.7	47:43.464
14	1	3:26.084	B	36.739	32.679	2:16.666	256.5	51:09.548
15	1	5:07.219	B	48.784	1:04.494	3:13.941	153.4	56:16.767
16	1	2:04.584		47.069	37.841	39.674	174.2	58:21.351
17	1	3:44.930	B	43.450	1:07.212	1:54.268	255.3	1:02:06.281

83 **Iron Dames** Lamborghini Huracan GT3 EVO2
1. Celia MARTIN GT3
2. Karen GAILLARD

1	2	9:28.420		8:08.136	38.445	41.839	156.7	9:28.420
2	2	1:53.602		39.285	34.806	39.511	251.2	11:22.022

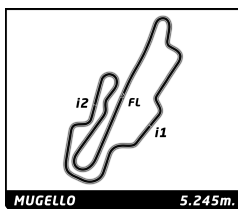
84 **ANS Motorsport** Ligier JS P320 - Nissan
1. Julien LEMOINE LMP3
2. Paul TROJANI

1	1	10:16.134		8:56.812	39.347	39.975	141.2	10:16.134
2	1	1:51.850		37.669	33.431	40.750	255.3	12:07.984
3	1	1:48.222		37.025	33.355	37.842	259.0	13:56.206
4	1	1:46.290		36.595	32.071	37.624	260.2	15:42.496
5	1	1:52.694		36.747	35.252	40.695	259.0	17:35.190
6	1	1:47.744		37.096	33.143	37.505	262.1	19:22.934
7	1	2:01.647		36.374	31.871	53.402	262.8	21:24.581
8	1	9:36.868	B	41.147	1:11.619	7:44.102	261.5	31:01.449
9	2	1:57.338		44.296	34.330	38.712	175.0	32:58.787
10	2	1:45.414		36.285	31.868	37.261	258.4	34:44.201
11	2	9:52.301	B	44.621	1:11.428	7:56.252	262.1	44:36.502
12	2	2:19.573		52.987	41.994	44.592	143.2	46:56.075
13	2	2:12.809		42.965	44.139	45.705	259.0	49:08.884
14	2	1:49.408		36.305	33.395	39.708	260.2	50:58.292
15	2	5:00.249	B	36.082	39.433	3:44.734	258.4	55:58.541
16	2	2:02.497		45.947	38.179	38.371	174.8	58:01.038
17	2	3:01.174	B	36.992	51.830	1:32.352	264.1	1:01:02.212

85 **R-ace GP** Duqueine M30 - D08 - Nissan
1. Fabien MICHAL LMP3
2. Hadrien DAVID

1	1	9:47.791		8:17.901	44.799	45.091	117.4	9:47.791
2	1	1:55.319		40.239	35.109	39.971	246.0	11:43.110
3	1	1:54.318		39.268	35.287	39.763	258.4	13:37.428
4	1	1:49.743		38.044	32.849	38.850	260.9	15:27.171
5	1	1:48.766		37.442	32.866	38.458	261.5	17:15.937
6	1	1:47.735		37.093	32.552	38.090	261.5	19:03.672
7	1	1:46.731		37.001	31.972	37.758	260.9	20:50.403
8	1	4:14.719	B	37.468	33.287	3:03.964	262.8	25:05.122
9	2	2:19.602		1:09.951	32.318	37.333	78.8	27:24.724
10	2	1:44.185		35.929	31.311	36.945	259.0	29:08.909
11	2	2:39.966		51.313	1:09.617	39.036	262.1	31:48.875
12	2	1:44.200		35.874	31.291	37.035	260.9	33:33.075
13	2	11:56.714	B	35.599	31.098	...	262.8	45:29.789
14	1	2:19.290		52.733	42.230	44.327	150.2	47:49.079
15	1	1:50.551		39.275	33.321	37.955	251.2	49:39.630
16	1	1:45.168		36.327	31.475	37.366	263.4	51:24.798
17	1	5:54.660	B	36.091	1:05.839	4:12.730	262.8	57:19.458
18	1	2:50.377	B	47.840	33.934	1:28.603	173.9	1:00:09.835

LE MANS CUP



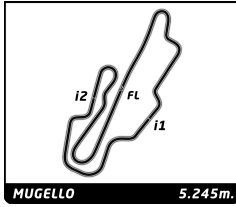
MLMC Collective Test Day
Mugello Round
Afternoon Test

Sector Analysis

Lap under Red Flag Invalidated Lap Personal Best Session Best Crossing the pit lane

Lap	D	Time	Sector 1	Sector 2	Sector 3	T. Spd	Elapsed	Lap	D	Time	Sector 1	Sector 2	Sector 3	T. Spd	Elapsed
87 COOL Racing 1. James SWEETNAM 2. Adrien CLOSMENIL Ligier JS P320 - Nissan LMP3								11 1 2:12.950 51.402 38.449 43.099 142.9 46:19.597							
1 1 10:03.566 8:44.320 38.163 41.083 126.8 10:03.566								12 1 1:55.764 40.227 36.074 39.463 254.7 48:15.361							
2 1 1:51.341 38.776 33.428 39.137 255.9 11:54.907								13 1 1:55.801 38.170 36.747 40.884 259.6 50:11.162							
3 1 1:53.078 37.320 33.137 42.621 258.4 13:47.985								14 1 1:59.437 40.995 36.628 41.814 261.5 52:10.599							
4 1 1:50.742 37.475 34.281 38.986 258.4 15:38.727								15 1 4:24.707 B 1:19.849 1:10.155 1:54.703 77.9 56:35.306							
5 1 1:50.758 37.917 33.696 39.145 262.1 17:29.485								16 1 2:10.439 51.624 35.665 43.150 140.8 58:45.745							
6 1 1:49.970 37.645 33.515 38.810 259.6 19:19.455															
7 1 1:48.931 37.183 33.171 38.577 260.9 21:08.386															
8 1 3:10.708 B 38.034 54.955 1:37.719 261.5 24:19.094															
9 1 6:14.365 B 1:17.885 51.445 4:05.035 79.6 30:33.459															
10 2 2:08.904 57.457 32.861 38.586 78.9 32:42.363															
11 2 1:45.368 36.194 31.670 37.504 261.5 34:27.731															
12 2 11:34.200 B 36.598 1:10.163 9:47.439 263.4 46:01.931															
13 1 2:10.993 52.589 38.432 39.972 152.1 48:12.924															
14 1 1:49.301 37.845 32.938 38.518 259.6 50:02.225															
15 1 1:48.168 36.647 32.463 39.058 260.9 51:50.393															
16 1 4:34.192 B 51.471 1:11.321 2:31.400 260.2 56:24.585															
17 1 2:01.007 45.513 36.242 39.252 163.4 58:25.592															
88 AF Corse 1. Custodio TOLEDO 2. Riccardo AGOSTINI Ferrari 296 GT3 GT3								11 2 9:28.849 8:06.904 38.903 43.042 142.3 9:28.849							
1 1 10:05.960 8:38.026 41.349 46.585 132.4 10:05.960								12 2 1:55.962 39.774 36.049 40.139 250.0 11:24.811							
2 1 2:05.538 41.215 39.056 45.267 250.0 12:11.498								13 2 1:52.304 38.239 34.741 39.324 257.1 13:17.115							
3 1 1:52.651 38.824 35.019 39.808 251.7 14:05.149								14 2 1:52.923 38.631 34.750 39.542 257.8 15:10.038							
4 1 1:52.438 38.422 34.462 39.554 253.5 15:57.587								15 2 3:38.757 B 38.526 34.515 2:25.716 259.0 18:48.795							
5 1 1:51.599 37.933 34.274 39.392 254.7 17:49.186								16 2 2:00.923 45.479 35.848 39.596 171.4 20:49.718							
6 1 1:52.484 38.136 34.357 39.991 254.7 19:41.670								17 2 5:25.336 B 37.996 35.315 4:12.025 257.1 26:15.054							
7 1 1:53.500 38.081 34.009 41.410 254.7 21:35.170								18 2 2:21.266 58.151 40.883 42.232 114.8 28:36.320							
8 1 4:56.700 B 51.098 1:11.488 2:54.114 252.3 26:31.870								9 2 2:43.787 40.073 58.613 1:05.101 223.6 31:20.107							
9 1 2:07.821 48.198 37.596 42.027 160.5 28:39.691								10 2 1:53.127 38.226 33.666 41.235 254.1 33:13.234							
10 1 5:11.268 B 38.176 59.328 3:33.764 253.5 33:50.959								11 2 1:49.449 37.449 33.119 38.881 260.2 35:02.683							
11 1 10:25.094 B 52.881 42.258 8:49.955 150.4 44:16.053								12 2 9:39.753 B 1:09.886 1:11.392 7:18.475 123.9 44:42.436							
12 1 2:09.180 48.791 38.156 42.233 160.7 46:25.233								13 1 2:08.674 47.908 38.932 41.834 162.7 46:51.110							
13 1 1:54.172 38.260 34.459 41.453 253.5 48:19.405								14 1 1:56.264 38.952 35.488 41.824 255.9 48:47.374							
14 1 1:51.447 37.548 33.988 39.911 257.1 50:10.852								15 1 1:52.638 38.603 34.485 39.550 245.5 50:40.012							
15 1 1:50.446 37.431 33.838 39.177 257.1 52:01.298								16 1 5:22.903 B 37.913 36.125 4:08.865 259.0 56:02.915							
16 1 6:03.172 B 1:06.018 1:11.614 3:45.540 154.1 58:04.470								17 1 2:06.983 47.015 37.337 42.631 168.5 58:09.898							
17 2 3:47.775 B 45.825 1:07.497 1:54.453 169.3 1:01:52.245								18 1 3:26.574 B 38.094 1:07.161 1:41.319 256.5 1:01:36.472							
97 COOL Racing 1. Adrien CHILA 2. David DROUX Ligier JS P320 - Nissan LMP3								11 2 10:31.328 B 36.018 31.447 9:23.863 261.5 44:23.687							
1 1 9:48.971 8:26.302 38.630 44.039 158.8 9:48.971								13 1 2:08.739 49.892 36.609 42.238 168.0 46:32.426							
2 1 1:55.824 39.501 35.088 41.235 254.1 11:44.795								14 1 1:50.425 37.727 33.893 38.805 259.6 48:22.851							
3 1 1:50.350 37.795 34.108 38.447 259.6 13:35.145								15 1 1:49.130 37.329 33.378 38.423 261.5 50:11.981							
4 1 1:48.296 37.321 33.026 37.949 259.0 15:23.441								16 1 1:49.245 37.546 33.318 38.381 264.1 52:01.226							
5 1 1:47.270 36.998 32.494 37.778 260.2 17:10.711								17 1 4:28.733 B 1:04.854 1:11.145 2:12.734 150.2 56:29.959							
6 1 1:48.922 36.684 34.142 38.096 262.1 18:59.633								18 1 2:04.315 46.207 35.202 42.906 177.6 58:34.274							
7 1 1:47.655 36.677 32.659 38.319 262.1 20:47.288															
8 1 6:43.803 B 36.691 34.550 5:32.562 263.4 27:31.091															
9 2 1:53.279 43.527 32.349 37.403 177.6 29:24.370															
10 2 2:34.123 1:03.282 52.645 38.196 260.9 31:58.493															
11 2 1:53.866 36.645 39.603 37.618 262.1 33:52.359															
99 More Motorsport 1. Mark VAN DER SNEL 2. Max VAN DER SNEL JR. Ligier JS P320 - Nissan LMP3								1 1 9:46.264 8:19.824 43.044 43.396 128.1 9:46.264							
1 2 10:31.739 9:01.516 43.284 46.939 123.4 10:31.739								2 1 1:56.757 40.870 35.555 40.332 250.6 11:43.021							
2 2 1:57.335 40.371 36.682 40.282 255.9 12:29.074															
3 2 1:54.307 38.977 35.153 40.177 256.5 14:23.381															
4 2 3:41.911 B 38.904 35.905 2:27.102 257.8 18:05.292															
5 2 7:26.321 B 55.916 39.615 5:50.790 126.5 25:31.613															
6 2 2:21.607 1:02.624 37.392 41.591 78.0 27:53.220															
7 2 2:15.629 40.056 35.233 1:00.340 257.1 30:08.849															
8 2 2:23.825 1:08.307 35.766 39.752 79.5 32:32.674															
9 2 1:51.005 37.930 33.876 39.199 258.4 34:23.679															
10 2 9:42.968 B 37.834 1:03.785 8:01.349 259.0 44:06.647															

LE MANS CUP



MLMC Collective Test Day
Mugello Round
Afternoon Test

Sector Analysis

														Lap under Red Flag	Invalidated Lap	Personal Best	Session Best	B Crossing the pit lane
Lap	D	Time	Sector 1	Sector 2	Sector 3	T. Spd	Elapsed	Lap	D	Time	Sector 1	Sector 2	Sector 3	T. Spd	Elapsed			
3	1	1:52.131	38.670	34.173	39.288	254.1	13:35.152											
4	1	1:51.935	38.839	33.870	39.226	255.9	15:27.087											
5	1	1:51.165	38.378	33.884	38.903	256.5	17:18.252											
6	1	1:50.633	38.364	33.375	38.894	257.8	19:08.885											
7	1	1:48.900	37.430	32.764	38.706	257.8	20:57.785											
8	1	2:40.427	37.557	38.134	1:24.736	256.5	23:38.212											
9	1	3:06.869	1:18.873	1:08.324	39.672	79.2	26:45.081											
10	1	1:51.545	37.832	34.687	39.026	255.9	28:36.626											
11	1	4:28.269 B	37.625	54.580	2:56.064	257.8	33:04.895											
12	2	2:01.068	49.005	33.027	39.036	176.8	35:05.963											
13	2	9:18.548 B	1:12.267	1:11.183	6:55.098	127.2	44:24.511											
14	2	2:04.888	49.359	36.517	39.012	168.2	46:29.399											
15	2	1:47.709	36.984	32.087	38.638	257.8	48:17.108											
16	2	2:00.703	36.593	43.846	40.264	259.6	50:17.811											
17	2	1:51.649	36.462	34.483	40.704	258.4	52:09.460											
18	2	5:10.865 B	1:18.146	1:00.897	2:51.822	79.4	57:20.325											
19	2	2:47.100 B	45.468	34.246	1:27.386	175.6	1:00:07.425											