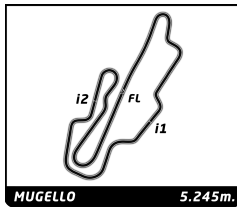


LE MANS CUP



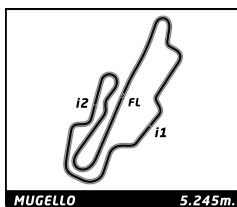
Michelin Le Mans Cup Mugello Round Free Practice 1

Sector Analysis

| | | | | | | | | | | Lap under Red Flag | Invalidated Lap | Personal Best | Session Best | Crossing the pit lane | | | | | | | | | | |
|---|---|---------------------|-------------------|-------------------|-------------------|--------|-----------|-----|---|-----------------------|---------------------|---------------|---------------|-----------------------|-----------|--|--|--|--|--|--|--|--|--|
| Lap | D | Time | Sector 1 | Sector 2 | Sector 3 | T. Spd | Elapsed | Lap | D | Time | Sector 1 | Sector 2 | Sector 3 | T. Spd | Elapsed | | | | | | | | | |
| 12 Kessel Racing Ferrari 296 GT3 | | | | | | | | | | | | | | | | | | | | | | | | |
| 1. Frederic JOUSSET | | | | | | | | | | | | | | | | | | | | | | | | |
| 2. David Cleto FUMANELLI | | | | | | | | | | | | | | | | | | | | | | | | |
| 1 | 1 | 3:30.905 | 1:58.984 | 45.149 | 46.772 | 151.5 | 3:30.905 | 1 | 2 | 2:57.860 | 1:38.653 | 38.368 | 40.839 | 127.8 | 2:57.860 | | | | | | | | | |
| 2 | 1 | 2:00.587 | 41.118 | 38.253 | 41.216 | 248.8 | 5:31.492 | 2 | 2 | 1:54.801 | 38.059 | 33.775 | 42.967 | 252.9 | 4:52.661 | | | | | | | | | |
| 3 | 1 | 1:54.536 | 38.574 | 34.943 | 41.019 | 251.7 | 7:26.028 | 3 | 2 | 1:48.180 | 37.354 | 32.886 | 37.940 | 254.7 | 6:40.841 | | | | | | | | | |
| 4 | 1 | 1:51.088 | 37.689 | 34.107 | 39.292 | 253.5 | 9:17.116 | 4 | 2 | 1:47.045 | 36.464 | 32.505 | 38.076 | 255.3 | 8:27.886 | | | | | | | | | |
| 5 | 1 | 1:57.517 | 40.430 | 36.070 | 41.017 | 252.3 | 11:14.633 | 5 | 2 | 1:47.074 | 36.581 | 32.453 | 38.214 | 254.1 | 10:14.960 | | | | | | | | | |
| 6 | 1 | 1:51.889 | 37.878 | 34.473 | 39.538 | 252.9 | 13:06.522 | 6 | 2 | 8:38.057 B | 36.581 | 32.898 | 7:28.578 | 254.7 | 18:53.017 | | | | | | | | | |
| 7 | 1 | 3:47.689 | 1:10.269 | 1:11.574 | 1:25.846 | 162.7 | 16:54.211 | 7 | 2 | 2:05.867 | 50.835 | 35.762 | 39.270 | 134.7 | 20:58.884 | | | | | | | | | |
| 8 | 1 | 3:10.852 | 1:21.917 | 1:07.469 | 41.466 | 79.3 | 20:05.063 | 8 | 2 | 1:50.149 | 38.097 | 33.369 | 38.683 | 252.9 | 22:49.033 | | | | | | | | | |
| 9 | 1 | 1:55.567 | 38.466 | 36.619 | 40.482 | 249.4 | 22:00.630 | 9 | 2 | 1:49.244 | 37.126 | 33.412 | 38.706 | 254.7 | 24:38.277 | | | | | | | | | |
| 10 | 1 | 1:52.500 | 38.100 | 34.954 | 39.446 | 251.2 | 23:53.130 | 10 | 2 | 12:53.445 B | 36.987 | 33.391 | ... | 252.9 | 37:31.722 | | | | | | | | | |
| 11 | 1 | 1:51.547 | 37.844 | 34.525 | 39.178 | 252.3 | 25:44.677 | 11 | 1 | 2:06.735 | 49.994 | 36.245 | 40.496 | 130.4 | 39:38.457 | | | | | | | | | |
| 12 | 1 | 12:00.052 B | 46.943 | 1:11.405 | ... | 252.3 | 37:44.729 | 12 | 1 | 1:53.229 | 38.517 | 34.822 | 39.890 | 252.9 | 41:31.686 | | | | | | | | | |
| 13 | 1 | 2:05.671 | 49.259 | 36.084 | 40.328 | 143.8 | 39:50.400 | 13 | 1 | 1:53.857 | 38.649 | 35.260 | 39.948 | 252.9 | 43:25.543 | | | | | | | | | |
| 14 | 1 | 1:52.181 | 38.240 | 34.678 | 39.263 | 251.7 | 41:42.581 | 14 | 1 | 1:53.372 | 38.111 | 35.446 | 39.815 | 254.7 | 45:18.915 | | | | | | | | | |
| 15 | 1 | 1:54.656 | 40.177 | 35.439 | 39.040 | 233.8 | 43:37.237 | 15 | 1 | 1:54.309 | 38.649 | 35.336 | 40.324 | 254.1 | 47:13.224 | | | | | | | | | |
| 16 | 1 | 3:36.840 B | 38.137 | 35.420 | 2:23.283 | 254.1 | 47:14.077 | 16 | 1 | 1:53.326 | 38.357 | 35.032 | 39.937 | 252.9 | 49:06.550 | | | | | | | | | |
| 17 | 2 | 1:59.316 | 46.052 | 34.024 | 39.240 | 169.8 | 49:13.393 | 17 | 1 | 1:53.036 | 38.126 | 34.723 | 40.187 | 253.5 | 50:59.586 | | | | | | | | | |
| 18 | 2 | 1:48.721 | 37.191 | 33.046 | 38.484 | 255.3 | 51:02.114 | 18 | 1 | 1:52.252 | 38.082 | 34.803 | 40.367 | 251.7 | 52:52.838 | | | | | | | | | |
| 19 | 2 | 1:49.399 | 36.778 | 33.666 | 38.955 | 254.7 | 52:51.513 | 19 | 1 | 1:54.535 | 39.284 | 35.074 | 40.177 | 254.1 | 54:47.373 | | | | | | | | | |
| 20 | 2 | 1:50.097 | 36.847 | 34.323 | 38.927 | 255.3 | 54:41.610 | 20 | 1 | 1:57.848 | 40.657 | 36.146 | 41.045 | 253.5 | 56:45.221 | | | | | | | | | |
| 21 | 2 | 1:54.492 | 38.037 | 33.850 | 42.605 | 255.3 | 56:36.102 | 21 | 1 | 1:56.031 | 38.032 | 37.511 | 40.488 | 251.7 | 58:41.252 | | | | | | | | | |
| 22 | 2 | 1:48.452 | 37.038 | 32.996 | 38.418 | 255.3 | 58:24.554 | | | | | | | | | | | | | | | | | |
| 13 MRacing Ligier JS P320 - Nissan | | | | | | | | | | | | | | | | | | | | | | | | |
| 1. Romano RICCI | | | | | | | | | | | | | | | | | | | | | | | | |
| 2. Alexandre COUGNAUD | | | | | | | | | | | | | | | | | | | | | | | | |
| 1 | 1 | 2:36.080 | 1:13.696 | 39.941 | 42.443 | 139.4 | 2:36.080 | 1 | 2 | 3:47.179 | 2:21.896 | 38.990 | 46.293 | 159.8 | 3:47.179 | | | | | | | | | |
| 2 | 1 | 1:51.964 | 39.430 | 32.883 | 39.651 | 238.4 | 4:28.044 | 2 | 2 | 1:46.933 B | 36.941 | 31.598 | ... | 254.1 | 17:54.112 | | | | | | | | | |
| 3 | 1 | 1:45.983 | 36.416 | 31.933 | 37.634 | 257.8 | 6:14.027 | 3 | 2 | 2:36.768 | 1:15.748 | 38.832 | 42.188 | 78.8 | 20:30.880 | | | | | | | | | |
| 4 | 1 | 1:45.571 | 36.019 | 31.673 | 37.879 | 259.6 | 7:59.598 | 4 | 2 | 1:48.090 | 36.102 | 31.607 | 40.381 | 254.7 | 22:18.970 | | | | | | | | | |
| 5 | 2 | 1:44.919 | 35.973 | 31.254 | | | | 5 | 2 | 1:44.919 | 35.973 | 31.254 | 37.692 | 256.5 | 24:03.889 | | | | | | | | | |
| 6 | 2 | 1:47.653 | 36.251 | 33.180 | 38.222 | 256.5 | 25:51.542 | 6 | 2 | 1:47.653 | 36.251 | 33.180 | 38.222 | 256.5 | 25:51.542 | | | | | | | | | |
| 7 | 2 | 11:38.827 B | 41.175 | 1:10.999 | 9:46.653 | 256.5 | 37:30.369 | 7 | 2 | 11:38.827 B | 41.175 | 1:10.999 | 9:46.653 | 256.5 | 37:30.369 | | | | | | | | | |
| 8 | 1 | 2:04.346 | 50.250 | 35.603 | 38.493 | 111.2 | 39:34.715 | 8 | 1 | 2:04.346 | 50.250 | 35.603 | 38.493 | 111.2 | 39:34.715 | | | | | | | | | |



LE MANS CUP



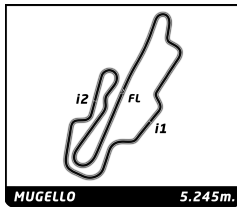
Michelin Le Mans Cup Mugello Round Free Practice 1

Sector Analysis

Lap under Red Flag Invalidated Lap Personal Best Session Best Crossing the pit lane

| Lap | D | Time | Sector 1 | Sector 2 | Sector 3 | T. Spd | Elapsed | Lap | D | Time | Sector 1 | Sector 2 | Sector 3 | T. Spd | Elapsed | |
|-----------|--|--------------------------|--------------------------|-------------------|---------------|---------------|-------------|---------------------------------|----|--------------------------|--------------------------|-------------------|---------------|---------------|-------------|-----------|
| 28 | MV2S Racing 1.Terrence WOODWARD 2.Viacheslav GUTAK | | | | | | | Ligier JS P320 - Nissan LMP3 | 2 | 1 | 1:53.540 | 40.160 | 34.511 | 38.869 | 228.8 | 4:14.886 |
| | 3 | 1 | 1:48.752 | 37.801 | 32.793 | 38.158 | 256.5 | 6:03.638 | 4 | 1 | 1:46.201 | 35.953 | 32.564 | 37.684 | 256.5 | 7:49.839 |
| | 1 | 1 | 2:38.306 | 1:17.452 | 40.045 | 40.809 | 141.0 | 2:38.306 | 5 | 1 | 1:46.287 | 36.063 | 32.325 | 37.899 | 257.8 | 9:36.126 |
| | 2 | 1 | 1:55.431 | 38.970 | 33.586 | 42.875 | 253.5 | 4:33.737 | 6 | 1 | 1:46.020 | 36.181 | 31.951 | 37.888 | 259.0 | 11:22.146 |
| | 3 | 1 | 1:47.216 | 37.298 | 31.953 | 37.965 | 255.3 | 6:20.953 | 7 | 1 | 1:48.091 | 36.501 | 33.094 | 38.496 | 259.6 | 13:10.237 |
| | 4 | 1 | 1:45.725 | 36.477 | 31.815 | 37.433 | 257.1 | 8:06.678 | 8 | 1 | 3:38.721 | 1:03.475 | 1:10.720 | 1:24.526 | 242.7 | 16:48.958 |
| | 5 | 1 | 1:48.267 | 36.487 | 32.366 | 39.414 | 259.6 | 9:54.945 | 9 | 1 | 3:01.797 | 1:18.564 | 1:04.670 | 38.563 | 80.0 | 19:50.755 |
| | 6 | 1 | 1:46.026 | 36.718 | 31.691 | 37.617 | 258.4 | 11:40.971 | 10 | 1 | 1:47.643 | 37.312 | 32.632 | 37.699 | 262.1 | 21:38.398 |
| | 7 | 1 | 5:08.067 B | 37.537 | 34.832 | 3:55.698 | 260.2 | 16:49.038 | 11 | 1 | 1:45.883 | 36.021 | 31.951 | 37.911 | 257.8 | 23:24.281 |
| | 8 | 2 | 3:03.534 | 1:19.658 | 1:05.206 | 38.670 | 79.6 | 19:52.572 | 12 | 1 | 1:48.016 | 36.253 | 33.635 | 38.128 | 259.0 | 25:12.297 |
| | 9 | 2 | 1:47.392 | 36.810 | 32.903 | 37.679 | 257.8 | 21:39.964 | 13 | 1 | 12:10.896 B | 36.856 | 41.506 | ... | 258.4 | 37:23.193 |
| | 10 | 2 | 1:45.608 | 36.252 | 31.733 | 37.623 | 258.4 | 23:25.572 | 14 | 2 | 2:06.185 | 51.612 | 35.963 | 38.610 | 99.1 | 39:29.378 |
| | 11 | 2 | 1:47.061 | 36.017 | 32.988 | 38.056 | 260.2 | 25:12.633 | 15 | 2 | 1:45.164 | 36.274 | 31.608 | 37.182 | 258.4 | 41:14.542 |
| | 12 | 2 | 13:11.913 B | 37.207 | 41.697 | ... | 260.9 | 38:24.546 | 16 | 2 | 1:49.670 | 38.888 | 33.435 | 37.347 | 261.5 | 43:04.212 |
| | 13 | 2 | 1:59.797 | 46.309 | 34.370 | 39.118 | 154.5 | 40:24.343 | 17 | 2 | 3:58.526 B | 36.950 | 31.771 | 2:49.805 | 259.6 | 47:02.738 |
| | 14 | 2 | 1:48.985 | 38.570 | 32.505 | 37.910 | 257.8 | 42:13.328 | 18 | 2 | 1:56.834 | 44.511 | 34.401 | 37.922 | 178.8 | 48:59.572 |
| | 15 | 2 | 1:45.711 | 36.329 | 31.752 | 37.630 | 259.0 | 43:59.039 | 19 | 2 | 1:44.441 | 35.975 | 31.329 | 37.137 | 257.8 | 50:44.013 |
| | 16 | 2 | 4:27.014 B | 38.711 | 32.317 | 3:15.986 | 260.9 | 48:26.053 | 20 | 2 | 1:46.001 | 36.525 | 31.898 | 37.578 | 258.4 | 52:30.014 |
| | 17 | 1 | 2:01.183 | 48.905 | 33.899 | 38.379 | 159.5 | 50:27.236 | 21 | 2 | 1:47.031 | 37.041 | 32.474 | 37.516 | 259.6 | 54:17.045 |
| | 18 | 1 | 1:47.498 | 37.165 | 32.350 | 37.983 | 257.8 | 52:14.734 | 22 | 2 | 1:48.068 | 35.909 | 33.137 | 39.022 | 261.5 | 56:05.113 |
| | 19 | 1 | 1:47.774 | 37.203 | 32.726 | 37.845 | 258.4 | 54:02.508 | 23 | 2 | 1:51.189 | 36.114 | 31.281 | 43.794 | 259.6 | 57:56.302 |
| 20 | 1 | 1:48.264 | 37.387 | 32.896 | 37.981 | 259.6 | 55:50.772 | 24 | 2 | 2:45.518 B | 35.979 | 31.545 | 1:37.994 | 260.2 | 1:00:41.820 | |
| 21 | 1 | 1:51.342 | 37.400 | 35.437 | 38.505 | 260.9 | 57:42.114 | | | | | | | | | |
| 29 | MV2S Racing 1.Jacek ZIELONKA 2.Maximus MAYER | | | | | | | Ligier JS P320 - Nissan LMP3 | 2 | 1 | 2:51.835 | 1:31.488 | 38.936 | 41.411 | 127.8 | 2:51.835 |
| | 3 | 1 | 1:47.125 | 37.029 | 32.230 | 37.866 | 254.7 | 6:34.137 | 4 | 1 | 1:46.105 | 36.395 | 32.131 | 37.579 | 258.4 | 8:20.242 |
| | 1 | 1 | 2:26.631 | 1:09.463 | 36.808 | 40.360 | 91.1 | 2:26.631 | 5 | 1 | 1:46.482 | 36.140 | 32.568 | 37.774 | 258.4 | 10:06.724 |
| | 2 | 1 | 1:50.564 | 38.539 | 33.834 | 38.191 | 252.3 | 4:17.195 | 6 | 1 | 1:51.125 | 37.126 | 34.273 | 39.726 | 259.0 | 11:57.849 |
| | 3 | 1 | 1:47.350 | 36.969 | 32.091 | 38.290 | 254.1 | 6:04.545 | 7 | 1 | 2:36.258 | 37.793 | 37.111 | 1:21.354 | 257.8 | 14:34.107 |
| | 4 | 1 | 1:48.580 | 36.551 | 34.101 | 37.928 | 255.9 | 7:53.125 | 8 | 1 | 3:56.744 | 1:20.084 | 1:11.540 | 1:25.120 | 79.6 | 18:30.851 |
| | 5 | 1 | 1:47.460 | 36.760 | 31.747 | 38.953 | 258.4 | 9:40.585 | 9 | 1 | 2:11.182 | 59.506 | 33.468 | 38.208 | 78.8 | 20:42.033 |
| | 6 | 1 | 1:45.821 | 36.478 | 31.705 | 37.638 | 258.4 | 11:26.406 | 10 | 1 | 1:47.159 | 36.827 | 32.400 | 37.932 | 255.9 | 22:29.192 |
| | 7 | 1 | 7:36.057 B | 36.713 | 32.703 | 6:26.641 | 257.1 | 19:02.463 | 11 | 1 | 1:47.173 | 36.485 | 32.162 | 38.526 | 259.0 | 24:16.365 |
| | 8 | 2 | 1:56.402 | 44.551 | 33.562 | 38.289 | 172.5 | 20:58.865 | 12 | 1 | 1:51.356 | 37.403 | 33.744 | 40.209 | 259.0 | 26:07.721 |
| | 9 | 2 | 1:45.843 | 36.602 | 31.505 | 37.736 | 253.5 | 22:44.708 | 13 | 1 | 11:18.128 B | 1:11.317 | 1:11.378 | 8:55.433 | 111.5 | 37:25.849 |
| | 10 | 2 | 1:44.990 | 36.001 | 31.456 | 37.533 | 257.1 | 24:29.698 | 14 | 2 | 2:05.084 | 52.626 | 34.126 | 38.332 | 119.1 | 39:30.933 |
| | 11 | 2 | 2:06.472 B | 35.964 | 31.675 | 58.833 | 257.8 | 26:36.170 | 15 | 2 | 1:47.484 | 37.201 | 32.533 | 37.750 | 256.5 | 41:18.417 |
| | 12 | 2 | 12:27.167 | ... | 33.680 | 37.986 | 145.7 | 39:03.337 | 16 | 2 | 1:48.211 | 36.744 | 32.645 | 38.822 | 257.1 | 43:06.628 |
| | 13 | 2 | 1:44.647 | 35.968 | 31.411 | 37.268 | 256.5 | 40:47.984 | 17 | 2 | 4:00.498 B | 36.421 | 32.677 | 2:51.400 | 257.1 | 47:07.126 |
| | 14 | 2 | 1:46.443 | 36.295 | 31.995 | 38.153 | 256.5 | 42:34.427 | 18 | 2 | 4:52.200 B | 45.120 | 34.721 | 3:32.359 | 177.0 | 51:59.326 |
| | 15 | 2 | 1:45.244 | 35.870 | 31.701 | 37.673 | 257.1 | 44:19.671 | 19 | 2 | 1:56.709 | 45.254 | 33.537 | 37.918 | 177.0 | 53:56.035 |
| | 16 | 2 | 4:01.452 B | 35.804 | 33.256 | 2:52.392 | 258.4 | 48:21.123 | 20 | 2 | 1:46.235 | 36.259 | 32.399 | 37.577 | 257.8 | 55:42.270 |
| | 17 | 1 | 1:57.738 | 46.768 | 32.963 | 38.007 | 114.3 | 50:18.861 | 21 | 2 | 1:46.850 | 36.534 | 32.213 | 38.103 | 259.6 | 57:29.120 |
| | 18 | 1 | 1:47.421 | 37.158 | 32.264 | 37.999 | 255.9 | 52:06.282 | 22 | 2 | 2:24.757 B | 36.964 | 32.153 | 1:15.640 | 257.8 | 59:53.877 |
| | 19 | 1 | 1:47.440 | 36.845 | 32.028 | 38.567 | 256.5 | 53:53.722 | | | | | | | | |
| 20 | 1 | 1:47.969 | 37.074 | 32.602 | 38.293 | 259.0 | 55:41.691 | | | | | | | | | |
| 21 | 1 | 1:47.303 | 36.606 | 32.279 | 38.418 | 257.8 | 57:28.994 | | | | | | | | | |
| 22 | 1 | 2:43.578 B | 37.654 | 35.556 | 1:30.368 | 259.0 | 1:00:12.572 | | | | | | | | | |
| 34 | Inter Europol Competition 1.Alexander BUKHANTSOV 2.Rik KOEN | | | | | | | Ligier JS P320 - Nissan LMP3 | 1 | 2 | 4:03.015 | 2:41.539 | 39.268 | 42.208 | 165.9 | 4:03.015 |
| | 1 | 1 | 2:21.346 | 1:00.537 | 38.960 | 41.849 | 134.7 | 2:21.346 | 2 | 2 | 1:44.863 | 36.594 | 31.288 | 36.981 | 255.3 | 5:47.878 |

LE MANS CUP



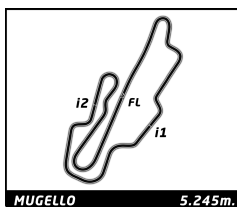
Michelin Le Mans Cup Mugello Round Free Practice 1

Sector Analysis

Lap under Red Flag Invalidated Lap Personal Best Session Best Crossing the pit lane

| Lap | D | Time | Sector 1 | Sector 2 | Sector 3 | T. Spd | Elapsed | Lap | D | Time | Sector 1 | Sector 2 | Sector 3 | T. Spd | Elapsed | | | | | | | |
|---|---|--------------------------|-------------------|-------------------|---------------|--------|-------------|--|---|--------------------------|-------------------|-------------------|---------------|--------|-------------|---|----------|--------|--------|--------|-------|-----------|
| 15 | 1 | 1:52.606 | 38.259 | 34.180 | 40.167 | 254.7 | 45:14.672 | 13 | 2 | 1:56.838 | 44.534 | 33.966 | 38.338 | 174.8 | 39:09.766 | | | | | | | |
| 16 | 1 | 1:52.684 | 38.392 | 34.910 | 39.382 | 254.1 | 47:07.356 | 14 | 2 | 3:30.125 B | 36.728 | 32.368 | 2:21.029 | 262.1 | 42:39.891 | | | | | | | |
| 17 | 1 | 1:52.355 | 38.734 | 34.463 | 39.158 | 253.5 | 48:59.711 | 15 | 1 | 1:57.684 | 45.197 | 33.630 | 38.857 | 169.0 | 44:37.575 | | | | | | | |
| 18 | 1 | 1:51.470 | 38.218 | 34.102 | 39.150 | 254.7 | 50:51.181 | 16 | 1 | 1:47.724 | 36.888 | 32.604 | 38.232 | 259.0 | 46:25.299 | | | | | | | |
| 19 | 1 | 1:51.098 | 38.118 | 34.007 | 38.973 | 253.5 | 52:42.279 | 17 | 1 | 1:47.996 | 36.970 | 32.545 | 38.481 | 258.4 | 48:13.295 | | | | | | | |
| 20 | 1 | 4:26.427 B | 37.825 | 34.043 | 3:14.559 | 254.7 | 57:08.706 | 18 | 1 | 1:48.550 | 37.268 | 32.873 | 38.409 | 257.8 | 50:01.845 | | | | | | | |
| 21 | 2 | 3:28.372 B | 45.168 | 33.975 | 2:09.229 | 172.5 | 1:00:37.078 | 19 | 1 | 1:48.658 | 37.232 | 32.819 | 38.607 | 257.8 | 51:50.503 | | | | | | | |
| 84 ANS Motorsport 1.Julien LEMOINE 2.Paul TROJANI Ligier JS P320 - Nissan LMP3 | | | | | | | | 20 | | | | | | | | 1 | 1:49.029 | 37.331 | 33.188 | 38.510 | 259.6 | 53:39.532 |
| 1 | 2 | 2:35.427 | 1:17.640 | 37.490 | 40.297 | 162.2 | 2:35.427 | 88 AF Corse 1.Custodio TOLEDO 2.Riccardo AGOSTINI Ferrari 296 GT3 GT3 | | | | | | | | | | | | | | |
| 2 | 2 | 1:45.180 | 36.200 | 31.873 | 37.107 | 258.4 | 4:20.607 | 1 | 2 | 3:37.070 | 2:19.876 | 36.682 | 40.512 | 145.4 | 3:37.070 | | | | | | | |
| 3 | 2 | 1:48.030 | 36.345 | 31.652 | 40.033 | 259.0 | 6:08.637 | 2 | 2 | 1:51.145 | 38.323 | 33.989 | 38.833 | 250.6 | 5:28.215 | | | | | | | |
| 4 | 2 | 1:44.712 | 35.589 | 31.377 | 37.746 | 260.2 | 7:53.349 | 3 | 2 | 1:49.447 | 38.450 | 32.546 | 38.451 | 253.5 | 7:17.662 | | | | | | | |
| 5 | 2 | 1:45.238 | 35.624 | 31.727 | 37.887 | 263.4 | 9:38.587 | 4 | 2 | 1:46.013 | 36.098 | 32.044 | 37.871 | 251.7 | 9:03.675 | | | | | | | |
| 6 | 2 | 1:45.169 | 35.431 | 31.214 | 38.524 | 260.9 | 11:23.756 | 5 | 2 | 10:03.166 B | 36.159 | 32.244 | 8:54.763 | 254.7 | 19:06.841 | | | | | | | |
| 7 | 2 | 12:01.231 B | 5:07.423 | 1:13.249 | 5:40.559 | 260.2 | 23:24.987 | 6 | 1 | 2:03.578 | 48.290 | 35.176 | 40.112 | 167.2 | 21:10.419 | | | | | | | |
| 85 R-ace GP 1.Fabien MICHAL 2.Hadrien DAVID Duqueine M30 - D08 - Nissan LMP3 | | | | | | | | 7 | | | | | | | | 1 | 1:50.495 | 37.862 | 33.488 | 39.145 | 254.7 | 23:00.914 |
| 1 | 1 | 2:20.569 | 58.492 | 39.418 | 42.659 | 145.7 | 2:20.569 | 8 | 1 | 1:54.074 | 38.585 | 35.852 | 39.637 | 254.1 | 24:54.988 | | | | | | | |
| 2 | 1 | 1:51.765 | 38.947 | 33.502 | 39.316 | 237.4 | 4:12.334 | 90 Blackthorn 1.James SWIFT 2.Ross KAISER Aston Martin Vantage GT3 EVO GT3 | | | | | | | | | | | | | | |
| 3 | 1 | 1:45.086 | 36.082 | 31.321 | 37.683 | 259.0 | 5:57.420 | 1 | 2 | 5:36.757 B | 1:34.261 | 41.096 | 3:21.400 | 149.0 | 5:36.757 | | | | | | | |
| 4 | 1 | 1:47.300 | 36.840 | 31.372 | 39.088 | 264.7 | 7:44.720 | 2 | 2 | 2:23.687 | 57.143 | 43.301 | 43.243 | 132.8 | 8:00.444 | | | | | | | |
| 5 | 1 | 1:44.786 | 35.693 | 31.781 | 37.312 | 262.1 | 9:29.506 | 3 | 2 | 1:56.163 | 39.264 | 35.294 | 41.605 | 257.8 | 9:56.607 | | | | | | | |
| 6 | 1 | 1:49.187 | 35.933 | 34.139 | 39.115 | 264.1 | 11:18.693 | 4 | 2 | 1:50.928 | 38.451 | 33.683 | 38.794 | 258.4 | 11:47.535 | | | | | | | |
| 7 | 1 | 11:02.436 B | 35.866 | 31.648 | 9:54.922 | 261.5 | 22:21.129 | 5 | 2 | 2:24.677 | 38.361 | 34.687 | 1:11.629 | 257.8 | 14:12.212 | | | | | | | |
| 8 | 2 | 2:06.486 | 49.479 | 34.856 | 42.151 | 175.0 | 24:27.615 | 6 | 2 | 3:55.149 | 1:18.724 | 1:11.484 | 1:24.941 | 79.4 | 18:07.361 | | | | | | | |
| 9 | 2 | 2:06.625 B | 36.196 | 32.469 | 57.960 | 260.2 | 26:34.240 | 7 | 2 | 2:27.444 | 1:09.723 | 36.128 | 41.593 | 79.3 | 20:34.805 | | | | | | | |
| 10 | 2 | 12:28.135 | ... | 33.592 | 37.807 | 135.8 | 39:02.375 | 8 | 2 | 1:50.810 | 37.953 | 34.015 | 38.842 | 257.1 | 22:25.615 | | | | | | | |
| 11 | 2 | 1:43.111 | 35.705 | 30.683 | 36.723 | 259.0 | 40:45.486 | 9 | 2 | 1:50.332 | 37.605 | 33.638 | 39.089 | 257.8 | 24:15.947 | | | | | | | |
| 12 | 2 | 1:48.000 | 36.543 | 33.442 | 38.015 | 261.5 | 42:33.486 | 10 | 2 | 1:49.694 | 37.351 | 33.617 | 38.726 | 259.0 | 26:05.641 | | | | | | | |
| 13 | 2 | 1:45.549 | 35.801 | 32.079 | 37.669 | 261.5 | 44:19.035 | 11 | 2 | 11:11.644 B | 1:03.592 | 1:11.408 | 8:56.644 | 204.9 | 37:17.285 | | | | | | | |
| 14 | 2 | 1:44.071 | 35.425 | 31.423 | 37.223 | 262.8 | 46:03.106 | 12 | 1 | 2:03.985 | 48.219 | 35.427 | 40.339 | 163.9 | 39:21.270 | | | | | | | |
| 15 | 2 | 1:43.165 | 35.395 | 30.856 | 36.914 | 262.8 | 47:46.271 | 13 | 1 | 1:52.818 | 38.697 | 34.546 | 39.575 | 254.7 | 41:14.088 | | | | | | | |
| 16 | 2 | 1:43.175 | 35.421 | 30.733 | 37.021 | 264.7 | 49:29.446 | 14 | 1 | 1:56.382 | 38.530 | 36.243 | 41.609 | 255.9 | 43:10.470 | | | | | | | |
| 17 | 2 | 3:50.297 B | 37.841 | 33.588 | 2:38.868 | 264.1 | 53:19.743 | 15 | 1 | 1:51.105 | 38.096 | 33.790 | 39.219 | 255.9 | 45:01.575 | | | | | | | |
| 18 | 2 | 3:20.662 B | 49.874 | 38.504 | 1:52.284 | 153.6 | 56:40.405 | 16 | 1 | 1:53.428 | 38.962 | 34.865 | 39.601 | 257.8 | 46:55.003 | | | | | | | |
| 87 COOL Racing 1.James SWEETNAM 2.Adrien CLOSMENIL Ligier JS P320 - Nissan LMP3 | | | | | | | | 17 | | | | | | | | 1 | 1:51.087 | 38.053 | 33.911 | 39.123 | 256.5 | 48:46.090 |
| 1 | 1 | 2:38.048 | 1:21.369 | 37.075 | 39.604 | 131.5 | 2:38.048 | 18 | 1 | 1:52.357 | 38.240 | 34.197 | 39.920 | 254.1 | 50:38.447 | | | | | | | |
| 2 | 1 | 1:50.563 | 38.146 | 33.610 | 38.807 | 254.7 | 4:28.611 | 19 | 1 | 1:50.771 | 37.895 | 33.859 | 39.017 | 256.5 | 52:29.218 | | | | | | | |
| 3 | 1 | 1:47.246 | 37.057 | 32.044 | 38.145 | 255.9 | 6:15.857 | 20 | 1 | 1:53.405 | 39.618 | 34.259 | 39.528 | 257.1 | 54:22.623 | | | | | | | |
| 4 | 1 | 1:47.429 | 36.995 | 32.325 | 38.109 | 258.4 | 8:03.286 | 21 | 1 | 1:50.688 | 37.734 | 33.988 | 38.966 | 257.1 | 56:13.311 | | | | | | | |
| 5 | 1 | 1:49.997 | 36.906 | 34.957 | 38.134 | 259.6 | 9:53.283 | 22 | 1 | 1:50.878 | 37.786 | 33.831 | 39.261 | 258.4 | 58:04.189 | | | | | | | |
| 6 | 1 | 1:46.871 | 36.731 | 32.097 | 38.043 | 258.4 | 11:40.154 | 23 | 1 | 2:46.351 B | 37.861 | 42.386 | 1:26.104 | 256.5 | 1:00:50.540 | | | | | | | |
| 7 | 1 | 5:05.882 B | 37.913 | 33.060 | 3:54.909 | 259.0 | 16:46.036 | 91 Blackthorn 1.Claude BOVET 2.David MCDONALD Aston Martin Vantage GT3 EVO GT3 | | | | | | | | | | | | | | |
| 8 | 2 | 3:03.852 | 1:18.166 | 1:07.066 | 38.620 | 78.7 | 19:49.888 | 1 | 1 | 5:10.212 B | 1:35.567 | 46.487 | 2:48.158 | 119.3 | 5:10.212 | | | | | | | |
| 9 | 2 | 1:45.065 | 36.225 | 31.494 | 37.346 | 256.5 | 21:34.953 | 2 | 2 | 2:28.984 | 1:03.245 | 40.874 | 44.865 | 118.6 | 7:39.196 | | | | | | | |
| 10 | 2 | 1:44.639 | 35.875 | 31.478 | 37.286 | 259.0 | 23:19.592 | | | | | | | | | | | | | | | |
| 11 | 2 | 1:48.345 | 35.958 | 34.760 | 37.627 | 260.9 | 25:07.937 | | | | | | | | | | | | | | | |
| 12 | 2 | 12:04.991 B | 36.104 | 38.024 | ... | 259.6 | 37:12.928 | | | | | | | | | | | | | | | |

LE MANS CUP



Michelin Le Mans Cup Mugello Round Free Practice 1

MUGELLO 5.245m. Sector Analysis

Lap under Red Flag Invalidated Lap Personal Best Session Best B Crossing the pit lane

| Lap | D | Time | Sector 1 | Sector 2 | Sector 3 | T. Spd | Elapsed | Lap | D | Time | Sector 1 | Sector 2 | Sector 3 | T. Spd | Elapsed |
|-----|---|---------------------|---------------|---------------|-------------------|--------|-----------|-----|---|---------------------|-------------------|---------------|---------------|--------|-----------|
| 3 | 2 | 2:07.541 | 40.509 | 38.704 | 48.328 | 197.8 | 9:46.737 | 5 | 2 | 1:47.761 | 35.835 | 32.472 | 39.454 | 258.4 | 9:40.040 |
| 4 | 2 | 1:49.185 | 37.600 | 33.004 | 38.581 | 256.5 | 11:35.922 | 6 | 2 | 10:50.652 B | 36.049 | 31.333 | 9:43.270 | 259.6 | 20:30.692 |
| 5 | 2 | 2:11.022 | 36.953 | 34.839 | 59.230 | 256.5 | 13:46.944 | 7 | 2 | 1:55.004 | 44.724 | 32.191 | 38.089 | 173.6 | 22:25.696 |
| 6 | 2 | 3:54.912 | 1:18.630 | 1:11.312 | 1:24.970 | 79.5 | 17:41.856 | 8 | 2 | 1:45.215 | 36.044 | 31.330 | 37.841 | 260.9 | 24:10.911 |
| 7 | 2 | 2:40.411 | 1:18.876 | 39.231 | 42.304 | 79.5 | 20:22.267 | 9 | 2 | 1:47.435 | 36.052 | 33.453 | 37.930 | 258.4 | 25:58.346 |
| 8 | 2 | 1:49.240 | 37.544 | 33.249 | 38.447 | 256.5 | 22:11.507 | 10 | 2 | 12:11.806 B | 58.043 | 1:11.302 | ... | 260.9 | 38:10.152 |
| 9 | 2 | 1:51.114 | 37.487 | 34.729 | 38.898 | 259.6 | 24:02.621 | 11 | 1 | 2:02.326 | 47.518 | 35.024 | 39.784 | 168.5 | 40:12.478 |
| 10 | 2 | 1:48.849 | 37.251 | 33.173 | 38.425 | 258.4 | 25:51.470 | 12 | 1 | 1:49.903 | 38.035 | 33.334 | 38.534 | 257.1 | 42:02.381 |
| 11 | 2 | 12:05.846 B | 55.833 | 1:11.159 | 9:58.854 | 251.2 | 37:57.316 | 13 | 1 | 1:48.846 | 37.298 | 32.698 | 38.850 | 258.4 | 43:51.227 |
| 12 | 1 | 2:07.939 | 49.845 | 37.601 | 40.493 | 164.9 | 40:05.255 | 14 | 1 | 1:48.797 | 37.463 | 33.140 | 38.194 | 259.6 | 45:40.024 |
| 13 | 1 | 1:53.019 | 38.594 | 34.917 | 39.508 | 254.7 | 41:58.274 | 15 | 1 | 1:48.794 | 37.232 | 32.979 | 38.583 | 259.0 | 47:28.818 |
| 14 | 1 | 1:52.796 | 38.709 | 34.583 | 39.504 | 255.3 | 43:51.070 | 16 | 1 | 1:47.170 | 37.033 | 32.177 | 37.960 | 258.4 | 49:15.988 |
| 15 | 1 | 1:53.220 | 38.731 | 34.750 | 39.739 | 258.4 | 45:44.290 | 17 | 1 | 1:47.482 | 36.988 | 32.162 | 38.332 | 260.2 | 51:03.470 |
| 16 | 1 | 1:52.438 | 38.261 | 34.528 | 39.649 | 258.4 | 47:36.728 | 18 | 1 | 1:49.337 | 37.095 | 32.741 | 39.501 | 260.9 | 52:52.807 |
| 17 | 1 | 1:54.906 | 39.678 | 35.509 | 39.719 | 256.5 | 49:31.634 | 19 | 1 | 1:48.979 | 37.434 | 32.957 | 38.588 | 259.0 | 54:41.786 |
| 18 | 1 | 1:52.943 | 38.713 | 34.697 | 39.533 | 257.8 | 51:24.577 | 20 | 1 | 1:51.071 | 38.256 | 33.949 | 38.866 | 261.5 | 56:32.857 |
| 19 | 1 | 1:53.911 | 39.127 | 35.052 | 39.732 | 255.9 | 53:18.488 | 21 | 1 | 1:48.126 | 37.113 | 32.657 | 38.356 | 259.0 | 58:20.983 |
| 20 | 1 | 1:53.807 | 39.362 | 34.745 | 39.700 | 257.1 | 55:12.295 | | | | | | | | |
| 21 | 1 | 1:53.111 | 38.864 | 34.735 | 39.512 | 258.4 | 57:05.406 | | | | | | | | |
| 22 | 1 | 1:56.485 | 39.939 | 35.398 | 41.148 | 205.3 | 59:01.891 | | | | | | | | |

97 COOL Racing
1. Adrien CHILA
2. David DROUX
Ligier JS P320 - Nissan
LMP3

| | | | | | | | |
|----|---|--------------------|---------------|---------------|---------------|-------|-----------|
| 1 | 1 | 2:35.280 | 1:16.245 | 37.893 | 41.142 | 134.7 | 2:35.280 |
| 2 | 1 | 1:50.254 | 38.374 | 33.155 | 38.725 | 255.3 | 4:25.534 |
| 3 | 1 | 1:46.525 | 36.927 | 31.878 | 37.720 | 257.8 | 6:12.059 |
| 4 | 1 | 1:46.429 | 36.543 | 32.016 | 37.870 | 259.0 | 7:58.488 |
| 5 | 1 | 1:46.011 | 36.720 | 31.823 | 37.468 | 264.1 | 9:44.499 |
| 6 | 1 | 1:45.698 | 36.519 | 31.577 | 37.602 | 262.8 | 11:30.197 |
| 7 | 1 | 5:27.388 B | 37.078 | 34.739 | 4:15.571 | 263.4 | 16:57.585 |
| 8 | 2 | 3:01.971 | 1:19.128 | 1:03.362 | 39.481 | 78.5 | 19:59.556 |
| 9 | 2 | 1:49.800 | 36.473 | 31.975 | 41.352 | 257.1 | 21:49.356 |
| 10 | 2 | 1:44.462 | 35.918 | 31.389 | 37.155 | 259.0 | 23:33.818 |
| 11 | 2 | 1:44.236 | 35.666 | 31.500 | 37.070 | 260.9 | 25:18.054 |
| 12 | 2 | 13:18.771 B | 35.974 | 51.130 | ... | 262.1 | 38:36.825 |
| 13 | 1 | 2:02.231 | 47.694 | 33.407 | 41.130 | 167.7 | 40:39.056 |
| 14 | 1 | 1:47.760 | 37.597 | 32.421 | 37.742 | 257.8 | 42:26.816 |
| 15 | 1 | 1:45.897 | 36.391 | 31.772 | 37.734 | 260.2 | 44:12.713 |
| 16 | 1 | 1:45.690 | 36.284 | 31.626 | 37.780 | 260.9 | 45:58.403 |
| 17 | 1 | 1:47.523 | 36.173 | 33.250 | 38.100 | 261.5 | 47:45.926 |
| 18 | 1 | 1:51.468 | 36.729 | 32.517 | 42.222 | 260.2 | 49:37.394 |
| 19 | 1 | 1:47.064 | 36.126 | 31.963 | 38.975 | 260.2 | 51:24.458 |
| 20 | 1 | 1:46.473 | 36.483 | 31.860 | 38.130 | 260.9 | 53:10.931 |
| 21 | 1 | 1:45.755 | 36.218 | 31.888 | 37.649 | 261.5 | 54:56.686 |
| 22 | 1 | 1:46.330 | 36.096 | 31.828 | 38.406 | 262.8 | 56:43.016 |
| 23 | 1 | 1:46.683 | 36.047 | 32.419 | 38.217 | 261.5 | 58:29.699 |

99 More Motorsport
1. Mark VAN DER SNEL
2. Max VAN DER SNEL JR.
Ligier JS P320 - Nissan
LMP3

| | | | | | | | |
|---|---|----------|----------|--------|--------|-------|----------|
| 1 | 2 | 2:21.776 | 1:01.013 | 38.812 | 41.951 | 127.7 | 2:21.776 |
| 2 | 2 | 1:54.632 | 40.038 | 34.845 | 39.749 | 220.4 | 4:16.408 |
| 3 | 2 | 1:47.740 | 36.866 | 32.726 | 38.148 | 255.9 | 6:04.148 |
| 4 | 2 | 1:48.131 | 36.158 | 32.170 | 39.803 | 257.8 | 7:52.279 |