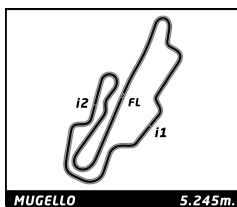


# LE MANS CUP

Michelin Le Mans Cup  
Mugello Round  
Bronze Driver Collective Test



MUGELLO 5.245m.

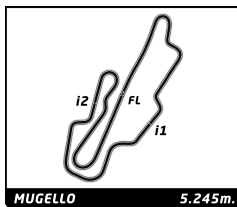
## Sector Analysis

Lap under Red Flag   Invalidated Lap   Personal Best   Session Best   Crossing the pit lane

| Lap       | D  | Time       | Sector 1   | Sector 2 | Sector 3 | T. Spd   | Elapsed   | Lap                             | D  | Time     | Sector 1   | Sector 2 | Sector 3 | T. Spd   | Elapsed   |           |
|-----------|--|------------|------------|----------|----------|----------|-----------|---------------------------------|----|----------|------------|----------|----------|----------|-----------|-----------|
| <b>2</b>  | <b>CD Sport</b><br>1. Shahan SARKISSIAN<br>2. Willyam GOSSELIN               |            |            |          |          |          |           | Ligier JS P320 - Nissan<br>LMP3 |    |          |            |          |          |          |           |           |
|           | 1  | 1          | 2:58.665   | 1:39.891 | 38.120   | 40.654   | 165.9     | 2:58.665                        | 4  | 1        | 1:48.530   | 37.932   | 32.526   | 38.072   | 257.8     | 8:15.130  |
|           | 2  | 1          | 1:48.936   | 37.758   | 33.103   | 38.075   | 256.5     | 4:47.601                        | 5  | 1        | 1:46.242   | 36.422   | 31.966   | 37.854   | 257.8     | 10:01.372 |
|           | 3  | 1          | 1:45.678   | 36.355   | 31.786   | 37.537   | 255.9     | 6:33.279                        | 6  | 1        | 1:47.075   | 36.397   | 32.524   | 38.154   | 259.6     | 11:48.447 |
|           | 4  | 1          | 1:56.274   | 36.046   | 34.836   | 45.392   | 257.1     | 8:29.553                        | 7  | 1        | 1:47.285   | 37.048   | 32.328   | 37.909   | 260.2     | 13:35.732 |
|           | 5  | 1          | 1:46.193   | 36.325   | 32.090   | 37.778   | 256.5     | 10:15.746                       | 8  | 1        | 3:51.031 B | 37.741   | 35.501   | 2:37.789 | 262.8     | 17:26.763 |
|           | 6  | 1          | 1:51.909   | 38.160   | 35.231   | 38.518   | 259.6     | 12:07.655                       | 9  | 1        | 2:03.024   | 45.804   | 34.493   | 42.727   | 175.3     | 19:29.787 |
|           | 7  | 1          | 1:46.123   | 36.750   | 31.661   | 37.712   | 258.4     | 13:53.778                       | 10 | 1        | 1:48.381   | 36.846   | 33.154   | 38.381   | 260.9     | 21:18.168 |
|           | 8  | 1          | 1:54.540   | 38.393   | 35.203   | 40.944   | 258.4     | 15:48.318                       | 11 | 1        | 1:47.469   | 36.726   | 32.724   | 38.019   | 261.5     | 23:05.637 |
|           | 9  | 1          | 1:45.747   | 36.340   | 31.656   | 37.751   | 258.4     | 17:34.065                       | 12 | 1        | 1:49.407   | 36.882   | 33.643   | 38.882   | 259.0     | 24:55.044 |
|           | 10   | 1          | 6:33.405 B | 36.368   | 32.950   | 5:24.087 | 260.2     | 24:07.470                       | 13 | 1        | 1:48.435   | 36.809   | 32.186   | 39.440   | 259.6     | 26:43.479 |
| 11        | 1  | 8:14.339 B | 52.522     | 54.599   | 6:27.218 | 176.2    | 32:21.809 | 14                              | 1  | 1:46.549 | 36.501     | 32.179   | 37.869   | 259.0    | 28:30.028 |           |
| 15        | 1  | 1:48.093   | 36.408     | 33.262   | 38.423   | 259.6    | 30:18.121 | 15                              | 1  | 1:48.093 | 36.408     | 33.262   | 38.423   | 259.6    | 30:18.121 |           |
| <b>6</b>  | <b>ANS Motorsport</b><br>1. Eric DE DONCKER<br>2. Nicolas SCHATZ             |            |            |          |          |          |           | Ligier JS P320 - Nissan<br>LMP3 |    |          |            |          |          |          |           |           |
|           | 1  | 1          | 2:44.822   | 1:23.672 | 39.268   | 41.882   | 156.7     | 2:44.822                        | 1  | 1        | 2:18.720   | 1:01.812 | 36.646   | 40.262   | 142.1     | 2:18.720  |
|           | 2  | 1          | 1:55.226   | 39.394   | 35.436   | 40.396   | 257.1     | 4:40.048                        | 2  | 1        | 1:51.384   | 37.416   | 33.163   | 40.805   | 255.3     | 4:10.104  |
|           | 3  | 1          | 1:51.185   | 38.217   | 34.122   | 38.846   | 257.8     | 6:31.233                        | 3  | 1        | 1:46.446   | 36.655   | 31.946   | 37.845   | 257.1     | 5:56.550  |
|           | 4  | 1          | 1:50.809   | 37.692   | 34.444   | 38.673   | 259.0     | 8:22.042                        | 4  | 1        | 1:46.141   | 36.444   | 31.836   | 37.861   | 257.8     | 7:42.691  |
|           | 5  | 1          | 1:58.345   | 40.232   | 38.716   | 39.397   | 260.2     | 10:20.387                       | 5  | 1        | 1:52.144   | 36.744   | 36.786   | 38.614   | 257.1     | 9:34.835  |
|           | 6  | 1          | 1:50.420   | 37.762   | 34.100   | 38.558   | 260.2     | 12:10.807                       | 6  | 1        | 1:49.472   | 36.983   | 32.362   | 40.127   | 259.0     | 11:24.307 |
|           | 7  | 1          | 3:34.884 B | 40.467   | 36.057   | 2:18.360 | 259.0     | 15:45.691                       | 7  | 1        | 1:46.284   | 36.522   | 31.663   | 38.099   | 256.5     | 13:10.591 |
|           | 8  | 1          | 2:08.378   | 50.514   | 38.155   | 39.709   | 163.6     | 17:54.069                       | 8  | 1        | 1:47.912   | 36.276   | 32.453   | 39.183   | 257.8     | 14:58.503 |
|           | 9  | 1          | 1:50.068   | 37.722   | 33.833   | 38.513   | 260.9     | 19:44.137                       | 9  | 1        | 1:50.757   | 37.423   | 34.316   | 39.018   | 262.8     | 16:49.260 |
|           | 10   | 1          | 1:49.770   | 37.306   | 33.855   | 38.609   | 259.6     | 21:33.907                       | 10 | 1        | 5:51.276 B | 36.397   | 32.104   | 4:42.775 | 257.8     | 22:40.536 |
|           | 11   | 1          | 1:50.279   | 37.506   | 34.128   | 38.645   | 260.2     | 23:24.186                       | 11 | 1        | 1:55.880   | 44.389   | 33.362   | 38.129   | 175.9     | 24:36.416 |
|           | 12   | 1          | 1:50.515   | 37.682   | 34.026   | 38.807   | 260.2     | 25:14.701                       | 12 | 1        | 1:47.665   | 36.642   | 32.817   | 38.206   | 260.2     | 26:24.081 |
| 13        | 1  | 5:46.561 B | 37.769     | 35.099   | 4:33.693 | 259.0    | 31:01.262 | 13                              | 1  | 1:46.946 | 36.781     | 32.104   | 38.061   | 257.8    | 28:11.027 |           |
| <b>7</b>  | <b>Nielsen Racing</b><br>1. Anthony WELLS<br>2. Wayne BOYD                   |            |            |          |          |          |           | Ligier JS P320 - Nissan<br>LMP3 |    |          |            |          |          |          |           |           |
|           | 1  | 1          | 2:17.336   | 58.533   | 35.570   | 43.233   | 147.9     | 2:17.336                        | 14 | 1        | 1:55.883   | 37.114   | 35.357   | 43.412   | 258.4     | 31:53.043 |
|           | 2  | 1          | 1:49.650   | 37.462   | 33.036   | 39.152   | 258.4     | 4:06.986                        | 15 | 1        | 5:19.335 B | 37.014   | 35.810   | 4:06.511 | 257.8     | 37:12.378 |
|           | 3  | 1          | 1:45.819   | 36.509   | 31.678   | 37.632   | 262.1     | 5:52.805                        | 16 | 1        | 1:55.883   | 37.114   | 35.357   | 43.412   | 258.4     | 31:53.043 |
|           | 4  | 1          | 1:57.612   | 42.574   | 35.111   | 39.927   | 255.3     | 7:50.417                        | 1  | 1        | 3:17.593   | 1:53.410 | 40.899   | 43.284   | 164.6     | 3:17.593  |
|           | 5  | 1          | 2:01.817   | 36.231   | 34.308   | 51.278   | 260.2     | 9:52.234                        | 2  | 1        | 1:56.489   | 39.974   | 36.227   | 40.288   | 251.2     | 5:14.082  |
|           | 6  | 1          | 1:57.117   | 37.972   | 34.609   | 44.536   | 261.5     | 11:49.351                       | 3  | 1        | 1:53.156   | 38.420   | 34.578   | 40.158   | 251.2     | 7:07.238  |
|           | 7  | 1          | 2:00.692   | 36.924   | 34.230   | 49.538   | 262.1     | 13:50.043                       | 4  | 1        | 1:53.590   | 38.702   | 35.299   | 39.589   | 252.3     | 9:00.828  |
|           | 8  | 1          | 1:47.335   | 36.535   | 31.709   | 39.091   | 259.6     | 15:37.378                       | 5  | 1        | 1:54.191   | 38.214   | 35.562   | 40.415   | 254.1     | 10:55.019 |
|           | 9  | 1          | 1:46.487   | 36.507   | 32.153   | 37.827   | 260.9     | 17:23.865                       | 6  | 1        | 1:53.304   | 38.280   | 34.557   | 40.467   | 254.7     | 12:48.323 |
|           | 10   | 1          | 1:47.739   | 36.545   | 33.481   | 37.713   | 260.9     | 19:11.604                       | 7  | 1        | 4:03.964 B | 38.576   | 35.292   | 2:50.096 | 254.1     | 16:52.287 |
|           | 11   | 1          | 1:45.190   | 36.121   | 31.470   | 37.599   | 261.5     | 20:56.794                       | 8  | 1        | 2:09.832   | 50.262   | 37.052   | 42.518   | 164.9     | 19:02.119 |
|           | 12   | 1          | 1:50.086   | 36.856   | 34.344   | 38.886   | 261.5     | 22:46.880                       | 9  | 1        | 1:53.176   | 38.477   | 34.727   | 39.972   | 253.5     | 20:55.295 |
|           | 13   | 1          | 1:47.545   | 36.323   | 32.862   | 38.360   | 260.9     | 24:34.425                       | 10 | 1        | 1:52.211   | 38.034   | 34.481   | 39.696   | 253.5     | 22:47.506 |
| 14        | 1  | 8:57.019 B | 36.089     | 32.916   | 7:48.014 | 260.2    | 33:31.444 | 11                              | 1  | 1:51.133 | 38.140     | 33.729   | 39.264   | 254.1    | 24:38.639 |           |
| <b>10</b> | <b>Racing Spirit of Leman</b><br>1. Christophe LAPIERRE<br>2. Marius FOSSARD |            |            |          |          |          |           | Ligier JS P320 - Nissan<br>LMP3 |    |          |            |          |          |          |           |           |
|           | 1  | 1          | 2:42.677   | 1:21.586 | 37.374   | 43.717   | 143.0     | 2:42.677                        | 12 | 1        | 1:52.750   | 37.446   | 34.929   | 40.375   | 255.3     | 26:31.389 |
|           | 2  | 1          | 1:56.047   | 39.871   | 34.840   | 41.336   | 240.0     | 4:38.724                        | 13 | 1        | 1:51.423   | 37.569   | 34.558   | 39.296   | 254.7     | 28:22.812 |
| 3         | 1  | 1:47.876   | 37.196     | 32.533   | 38.147   | 257.1    | 6:26.600  | 14                              | 1  | 1:53.119 | 37.586     | 35.413   | 40.120   | 255.3    | 30:15.931 |           |
| <b>12</b> | <b>Kessel Racing</b><br>1. Frederic JOUSSET<br>2. David Cleto FUMANELLI      |            |            |          |          |          |           | Ferrari 296 GT3<br>GT3          |    |          |            |          |          |          |           |           |
|           | 1  | 1          | 3:17.593   | 1:53.410 | 40.899   | 43.284   | 164.6     | 3:17.593                        | 1  | 1        | 2:22.961   | 1:03.088 | 36.157   | 43.716   | 164.1     | 2:22.961  |
| 2         | 1  | 1:56.489   | 39.974     | 36.227   | 40.288   | 251.2    | 5:14.082  | 2                               | 1  | 1:50.253 | 38.544     | 33.602   | 38.110   | 257.8    | 4:13.214  |           |
| 3         | 1  | 1:53.156   | 38.420     | 34.578   | 40.158   | 251.2    | 7:07.238  | 3                               | 1  | 1:53.156 | 38.420     | 34.578   | 40.158   | 251.2    | 7:07.238  |           |
| 4         | 1  | 1:53.590   | 38.702     | 35.299   | 39.589   | 252.3    | 9:00.828  | 4                               | 1  | 1:53.590 | 38.702     | 35.299   | 39.589   | 252.3    | 9:00.828  |           |
| 5         | 1  | 1:54.191   | 38.214     | 35.562   | 40.415   | 254.1    | 10:55.019 | 5                               | 1  | 1:54.191 | 38.214     | 35.562   | 40.415   | 254.1    | 10:55.019 |           |
| 6         | 1  | 1:53.304   | 38.280     | 34.557   | 40.467   | 254.7    | 12:48.323 | 6                               | 1  | 1:53.304 | 38.280     | 34.557   | 40.467   | 254.7    | 12:48.323 |           |
| 7         | 1  | 4:03.964 B | 38.576     | 35.292   | 2:50.096 | 254.1    | 16:52.287 | 7                               | 1  | 1:53.176 | 38.477     | 34.727   | 39.972   | 253.5    | 20:55.295 |           |
| 8         | 1  | 2:09.832   | 50.262     | 37.052   | 42.518   | 164.9    | 19:02.119 | 8                               | 1  | 2:09.832 | 50.262     | 37.052   | 42.518   | 164.9    | 19:02.119 |           |
| 9         | 1  | 1:53.176   | 38.477     | 34.727   | 39.972   | 253.5    | 20:55.295 | 9                               | 1  | 1:53.176 | 38.477     | 34.727   | 39.972   | 253.5    | 20:55.295 |           |
| 10        | 1  | 1:52.211   | 38.034     | 34.481   | 39.696   | 253.5    | 22:47.506 | 10                              | 1  | 1:52.211 | 38.034     | 34.481   | 39.696   | 253.5    | 22:47.506 |           |
| 11        | 1  | 1:51.133   | 38.140     | 33.729   | 39.264   | 254.1    | 24:38.639 | 11                              | 1  | 1:51.133 | 38.140     | 33.729   | 39.264   | 254.1    | 24:38.639 |           |
| 12        | 1  | 1:52.750   | 37.446     | 34.929   | 40.375   | 255.3    | 26:31.389 | 12                              | 1  | 1:52.750 | 37.446     | 34.929   | 40.375   | 255.3    | 26:31.389 |           |
| 13        | 1  | 1:51.423   | 37.569     | 34.558   | 39.296   | 254.7    | 28:22.812 | 13                              | 1  | 1:51.423 | 37.569     | 34.558   | 39.296   | 254.7    | 28:22.812 |           |
| 14        | 1  | 1:53.119   | 37.586     | 35.413   | 40.120   | 255.3    | 30:15.931 | 14                              | 1  | 1:53.119 | 37.586     | 35.413   | 40.120   | 255.3    | 30:15.931 |           |
| <b>13</b> | <b>MRacing</b><br>1. Romano RICCI<br>2. Alexandre COUGNAUD                   |            |            |          |          |          |           | Ligier JS P320 - Nissan<br>LMP3 |    |          |            |          |          |          |           |           |
|           | 1  | 1          | 2:42.677   | 1:21.586 | 37.374   | 43.717   | 143.0     | 2:42.677                        | 1  | 1        | 2:22.961   | 1:03.088 | 36.157   | 43.716   | 164.1     | 2:22.961  |
| 2         | 1  | 1:56.047   | 39.871     | 34.840   | 41.336   | 240.0    | 4:38.724  | 2                               | 1  | 1:50.253 | 38.544     | 33.602   | 38.110   | 257.8    | 4:13.214  |           |



# LE MANS CUP



## Michelin Le Mans Cup Mugello Round Bronze Driver Collective Test

### Sector Analysis

Lap under Red Flag   Invalidated Lap   Personal Best   Session Best   B Crossing the pit lane

| Lap | D | Time                | Sector 1          | Sector 2      | Sector 3      | T. Spd | Elapsed   | Lap | D | Time                  | Sector 1      | Sector 2      | Sector 3      | T. Spd | Elapsed   |
|-----|---|---------------------|-------------------|---------------|---------------|--------|-----------|-----|---|-----------------------|---------------|---------------|---------------|--------|-----------|
| 3   | 1 | 1:49.329            | 37.290            | 33.555        | 38.484        | 259.6  | 6:02.543  | 3   | 1 | <del>3:35.135</del> B | 39.664        | 36.150        | 41.263        | 255.3  | 8:30.261  |
| 4   | 1 | <del>1:48.695</del> | <del>37.275</del> | 32.650        | 38.770        | 259.0  | 7:51.238  | 4   | 1 | 2:18.091              | 53.694        | 40.697        | 43.700        | 153.8  | 10:48.352 |
| 5   | 1 | 1:52.614            | 37.546            | 32.993        | 42.075        | 262.1  | 9:43.852  | 5   | 1 | 1:57.446              | 39.814        | 36.997        | 40.635        | 255.9  | 12:45.798 |
| 6   | 1 | 2:01.321            | 37.426            | 39.189        | 44.706        | 260.9  | 11:45.173 | 6   | 1 | 1:55.638              | <b>38.993</b> | <b>35.382</b> | 41.263        | 255.9  | 14:41.436 |
| 7   | 1 | 1:48.513            | 37.557            | 32.486        | 38.470        | 259.0  | 13:33.686 | 7   | 1 | <b>1:55.398</b>       | 39.031        | 36.043        | <b>40.324</b> | 256.5  | 16:36.834 |
| 8   | 1 | 3:39.592 B          | 39.108            | 35.217        | 2:25.267      | 264.1  | 17:13.278 | 8   | 1 | 2:01.353              | 40.241        | 37.251        | 43.861        | 255.3  | 18:38.187 |
| 9   | 1 | 2:19.208            | 50.668            | 40.779        | 47.761        | 154.3  | 19:32.486 | 9   | 1 | 1:58.111              | 40.658        | 36.143        | 41.310        | 248.8  | 20:36.298 |
| 10  | 1 | 1:54.964            | 38.511            | 34.824        | 41.629        | 256.5  | 21:27.450 | 10  | 1 | 1:56.713              | 39.832        | 35.958        | 40.923        | 255.9  | 22:33.011 |
| 11  | 1 | <del>1:48.814</del> | <del>37.255</del> | 32.553        | 39.006        | 259.0  | 23:16.264 | 11  | 1 | 4:22.746 B            | 39.257        | 35.490        | 3:07.999      | 257.1  | 26:55.757 |
| 12  | 1 | 1:46.529            | 36.889            | <b>31.779</b> | <b>37.861</b> | 260.2  | 25:02.793 | 12  | 1 | 2:13.865              | 50.911        | 41.704        | 41.250        | 164.6  | 29:09.622 |
| 13  | 1 | <b>1:46.465</b>     | <b>36.649</b>     | 31.877        | 37.939        | 259.6  | 26:49.258 | 13  | 1 | 1:58.233              | 40.625        | 36.553        | 41.055        | 255.9  | 31:07.855 |
| 14  | 1 | <b>10:27.917 B</b>  | 37.450            | 33.470        | 9:16.997      | 259.0  | 37:17.175 |     |   |                       |               |               |               |        |           |

**18** High Class Racing  
1. Nicholas JONES  
2. Sven MÜLLER  
Porsche 911 GT3 R (992)  
GT3

|    |   |                     |                   |               |               |       |           |
|----|---|---------------------|-------------------|---------------|---------------|-------|-----------|
| 1  | 1 | 3:18.296            | 1:50.285          | 42.184        | 45.827        | 146.5 | 3:18.296  |
| 2  | 1 | 2:02.239            | 42.167            | 37.983        | 42.089        | 225.9 | 5:20.535  |
| 3  | 1 | 2:01.082            | 40.216            | 38.754        | 42.112        | 250.6 | 7:21.617  |
| 4  | 1 | 1:53.531            | 38.694            | 34.994        | 39.843        | 251.2 | 9:15.148  |
| 5  | 1 | <del>1:52.768</del> | <del>38.223</del> | 34.884        | 39.661        | 252.9 | 11:07.916 |
| 6  | 1 | <del>2:14.622</del> | <del>39.214</del> | 53.340        | 42.068        | 254.7 | 13:22.538 |
| 7  | 1 | 1:53.715            | 38.415            | 35.513        | 39.787        | 253.5 | 15:16.253 |
| 8  | 1 | <del>2:08.937</del> | <del>38.328</del> | 47.916        | 42.693        | 255.3 | 17:25.190 |
| 9  | 1 | 1:59.688            | 39.269            | 37.276        | 43.143        | 252.9 | 19:24.878 |
| 10 | 1 | 3:20.684 B          | 38.602            | 36.074        | 2:06.008      | 255.3 | 22:45.562 |
| 11 | 1 | 2:18.496            | 53.439            | 40.794        | 44.263        | 150.2 | 25:04.058 |
| 12 | 1 | 2:02.437            | 42.180            | 38.506        | 41.751        | 250.6 | 27:06.495 |
| 13 | 1 | 2:00.338            | 39.729            | 39.040        | 41.569        | 253.5 | 29:06.833 |
| 14 | 1 | <del>1:53.532</del> | <del>38.203</del> | 35.601        | 39.728        | 252.9 | 31:00.365 |
| 15 | 1 | <b>1:51.969</b>     | <b>37.986</b>     | <b>34.385</b> | <b>39.598</b> | 252.9 | 32:52.334 |
| 16 | 1 | <b>4:38.646 B</b>   | 54.835            | 1:13.110      | 2:30.701      | 252.9 | 37:30.980 |

**20** High Class Racing  
1. Jens Reno MOLLER  
2. Tommy FOSTER  
Ligier JS P320 - Nissan  
LMP3

|    |   |                 |               |               |               |       |           |
|----|---|-----------------|---------------|---------------|---------------|-------|-----------|
| 1  | 1 | 3:36.937        | 2:21.152      | 35.590        | 40.195        | 148.1 | 3:36.937  |
| 2  | 1 | 1:49.538        | 37.679        | 33.840        | 38.019        | 254.7 | 5:26.475  |
| 3  | 1 | 1:50.260        | 36.439        | 33.830        | 39.991        | 256.5 | 7:16.735  |
| 4  | 1 | 1:45.789        | 36.157        | 32.010        | 37.622        | 257.8 | 9:02.524  |
| 5  | 1 | 1:50.372        | 37.489        | 34.236        | 38.647        | 259.0 | 10:52.896 |
| 6  | 1 | 1:50.925        | 36.221        | 33.175        | 41.529        | 259.0 | 12:43.821 |
| 7  | 1 | 2:09.170        | 36.238        | 36.212        | 56.720        | 259.6 | 14:52.991 |
| 8  | 1 | 3:22.654 B      | 36.427        | 32.188        | 2:14.039      | 259.6 | 18:15.645 |
| 9  | 1 | 2:01.683        | 46.554        | 36.577        | 38.552        | 166.9 | 20:17.328 |
| 10 | 1 | 1:51.418        | 38.124        | 32.888        | 40.406        | 259.6 | 22:08.746 |
| 11 | 1 | 1:45.116        | 36.201        | 31.532        | 37.383        | 258.4 | 23:53.862 |
| 12 | 1 | 1:48.351        | <b>35.684</b> | 31.778        | 40.889        | 261.5 | 25:42.213 |
| 13 | 1 | <b>1:44.413</b> | 35.794        | <b>31.375</b> | <b>37.244</b> | 258.4 | 27:26.626 |
| 14 | 1 | 1:50.767        | 35.752        | 31.872        | 43.143        | 260.2 | 29:17.393 |

**23** Biogas Motorsport  
1. Josep MAYOLA COMADIR  
2. Marc CAROL YBARRA  
Ferrari 296 GT3  
GT3

|   |   |                     |          |        |                   |       |          |
|---|---|---------------------|----------|--------|-------------------|-------|----------|
| 1 | 1 | 2:58.365            | 1:33.150 | 40.358 | 44.857            | 119.9 | 2:58.365 |
| 2 | 1 | <del>1:56.764</del> | 40.232   | 35.818 | <del>40.711</del> | 253.5 | 4:55.126 |

**24** Steller Motorsport  
1. Andrew BENTLEY  
2. Sennan FIELDING  
Audi R8 LMS  
GT3

|    |   |                       |               |                   |               |       |           |
|----|---|-----------------------|---------------|-------------------|---------------|-------|-----------|
| 1  | 1 | 3:02.041              | 1:39.359      | 40.488            | 42.194        | 155.4 | 3:02.041  |
| 2  | 1 | 2:05.257              | 40.225        | 37.912            | 47.120        | 253.5 | 5:07.298  |
| 3  | 1 | 1:54.051              | 38.643        | 35.502            | 39.906        | 252.9 | 7:01.349  |
| 4  | 1 | 1:52.351              | 38.325        | 34.717            | <b>39.309</b> | 254.1 | 8:53.700  |
| 5  | 1 | 1:52.438              | 37.919        | 34.376            | 40.143        | 255.3 | 10:46.138 |
| 6  | 1 | 1:53.328              | 38.270        | 35.452            | 39.606        | 257.8 | 12:39.466 |
| 7  | 1 | <del>1:51.877</del>   | 37.903        | <del>34.402</del> | 39.572        | 255.3 | 14:31.343 |
| 8  | 1 | <del>5:46.307 B</del> | 38.742        | <del>35.317</del> | 4:32.248      | 257.1 | 20:17.650 |
| 9  | 1 | 2:02.241              | 47.545        | 34.957            | 39.739        | 170.1 | 22:19.891 |
| 10 | 1 | 1:52.198              | 38.222        | <b>34.311</b>     | 39.665        | 254.1 | 24:12.089 |
| 11 | 1 | 1:57.431              | 38.383        | 35.880            | 43.168        | 255.3 | 26:09.520 |
| 12 | 1 | 1:53.623              | 39.568        | 34.620            | 39.435        | 254.7 | 28:03.143 |
| 13 | 1 | <b>1:52.114</b>       | <b>37.761</b> | 34.866            | 39.487        | 256.5 | 29:55.257 |
| 14 | 1 | 1:53.586              | 38.735        | 35.226            | 39.625        | 255.3 | 31:48.843 |

**26** Bretton Racing  
1. Jamie FALVEY  
2. Dan SKOCDOPOLE  
Ligier JS P320 - Nissan  
LMP3

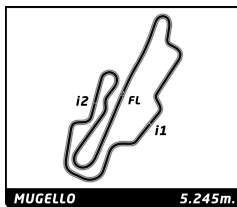
|    |   |                   |               |               |               |       |           |
|----|---|-------------------|---------------|---------------|---------------|-------|-----------|
| 1  | 1 | 3:34.022          | 2:17.824      | 35.727        | 40.471        | 150.4 | 3:34.022  |
| 2  | 1 | 1:50.370          | 37.683        | 34.105        | 38.582        | 252.3 | 5:24.392  |
| 3  | 1 | 1:50.638          | 36.788        | 35.054        | 38.796        | 254.1 | 7:15.030  |
| 4  | 1 | 1:46.441          | 36.438        | 31.970        | 38.033        | 254.1 | 9:01.471  |
| 5  | 1 | 1:57.664          | 40.368        | 36.070        | 41.226        | 257.1 | 10:59.135 |
| 6  | 1 | 3:41.501 B        | 36.439        | 32.812        | 2:32.250      | 257.8 | 14:40.636 |
| 7  | 1 | 1:56.527          | 44.048        | 33.873        | 38.606        | 175.3 | 16:37.163 |
| 8  | 1 | 1:49.843          | 37.703        | 32.844        | 39.296        | 261.5 | 18:27.006 |
| 9  | 1 | 1:48.295          | 36.491        | 33.435        | 38.369        | 257.1 | 20:15.301 |
| 10 | 1 | 1:50.901          | <b>36.294</b> | 34.910        | 39.697        | 258.4 | 22:06.202 |
| 11 | 1 | 1:46.215          | 36.415        | 31.913        | 37.887        | 256.5 | 23:52.417 |
| 12 | 1 | 1:46.457          | 36.392        | 32.100        | 37.965        | 257.8 | 25:38.874 |
| 13 | 1 | <b>1:45.944</b>   | 36.325        | <b>31.782</b> | <b>37.837</b> | 257.8 | 27:24.818 |
| 14 | 1 | 1:55.922          | 36.394        | 35.302        | 44.226        | 257.8 | 29:20.740 |
| 15 | 1 | 1:49.147          | 36.421        | 32.196        | 40.530        | 255.9 | 31:09.887 |
| 16 | 1 | <b>1:55.410</b>   | 37.252        | 36.204        | 41.954        | 254.7 | 33:05.297 |
| 17 | 1 | <b>4:36.231 B</b> | 1:16.820      | 1:11.561      | 2:07.850      | 78.8  | 37:41.528 |

**27** P4 Racing  
1. Andrew FERGUSON  
2. Louis HAMILTON-SMITH  
Ligier JS P320 - Nissan  
LMP3

|   |   |          |          |        |        |       |          |
|---|---|----------|----------|--------|--------|-------|----------|
| 1 | 1 | 3:03.747 | 1:44.300 | 38.102 | 41.345 | 153.4 | 3:03.747 |
| 2 | 1 | 1:56.379 | 39.200   | 36.512 | 40.667 | 255.9 | 5:00.126 |



# LE MANS CUP



Michelin Le Mans Cup  
Mugello Round  
Bronze Driver Collective Test

MUGELLO 5.245m. Sector Analysis

Lap under Red Flag Invalidated Lap Personal Best Session Best B Crossing the pit lane

| Lap | D | Time                | Sector 1      | Sector 2          | Sector 3      | T. Spd | Elapsed   | Lap | D | Time                         | Sector 1 | Sector 2          | Sector 3 | T. Spd | Elapsed   |
|-----|---|---------------------|---------------|-------------------|---------------|--------|-----------|-----|---|------------------------------|----------|-------------------|----------|--------|-----------|
| 3   | 1 | 1:52.168            | 38.561        | 34.217            | 39.390        | 256.5  | 6:52.294  | 3   | 1 | 1:47.132                     | 36.779   | 32.582            | 37.771   | 257.8  | 5:47.704  |
| 4   | 1 | 1:51.447            | 38.271        | <b>33.846</b>     | <b>39.330</b> | 256.5  | 8:43.741  | 4   | 1 | 1:49.621                     | 37.282   | 32.498            | 39.841   | 259.6  | 7:37.325  |
| 5   | 1 | <del>1:51.740</del> | 38.586        | <del>33.715</del> | 39.439        | 258.4  | 10:35.481 | 5   | 1 | <b>1:46.283</b>              | 36.035   | 32.392            | 37.856   | 259.6  | 9:23.608  |
| 6   | 1 | 1:53.177            | 38.099        | 35.353            | 39.725        | 260.2  | 12:28.658 | 6   | 1 | 1:48.734                     | 36.397   | 33.605            | 38.732   | 258.4  | 11:12.342 |
| 7   | 1 | 7:39.975 <b>B</b>   | 38.160        | 34.810            | 6:27.005      | 259.6  | 20:08.633 | 7   | 1 | 1:48.399                     | 36.673   | 33.793            | 37.933   | 260.2  | 13:00.741 |
| 8   | 1 | 2:25.895            | 58.871        | 41.130            | 45.894        | 129.0  | 22:34.528 | 8   | 1 | 4:03.485 <b>B</b>            | 36.984   | <b>32.333</b>     | 2:54.168 | 260.2  | 17:04.226 |
| 9   | 1 | 2:01.333            | 42.169        | 36.599            | 42.565        | 255.3  | 24:35.861 | 9   | 1 | 1:54.063                     | 43.142   | 32.672            | 38.249   | 178.5  | 18:58.289 |
| 10  | 1 | 1:54.296            | 39.389        | 34.964            | 39.943        | 257.1  | 26:30.157 | 10  | 1 | <del>2:17.837 <b>B</b></del> | 36.196   | <del>32.406</del> | 2:09.235 | 258.4  | 22:16.126 |
| 11  | 1 | <b>1:51.301</b>     | <b>37.939</b> | 34.020            | 39.342        | 257.1  | 28:21.458 | 11  | 1 | 2:03.422                     | 49.373   | 34.878            | 39.171   | 165.4  | 24:19.548 |
| 12  | 1 | 2:07.990            | 38.251        | 40.383            | 49.356        | 258.4  | 30:29.448 | 12  | 1 | 1:50.932                     | 38.220   | 33.578            | 39.134   | 249.4  | 26:10.480 |
| 13  | 1 | 1:51.885            | 38.259        | 33.918            | 39.708        | 256.5  | 32:21.333 | 13  | 1 | 1:49.290                     | 36.956   | 32.985            | 39.349   | 259.6  | 27:59.770 |

**28** MV2S Racing Ligier JS P320 - Nissan  
1. Terrence WOODWARD LMP3  
2. Viacheslav GUTAK

|    |   |                     |                   |               |               |       |           |
|----|---|---------------------|-------------------|---------------|---------------|-------|-----------|
| 1  | 1 | 2:12.721            | 52.865            | 37.500        | 42.356        | 149.2 | 2:12.721  |
| 2  | 1 | 1:49.502            | 37.832            | 33.234        | 38.436        | 255.9 | 4:02.223  |
| 3  | 1 | 1:47.376            | 37.064            | 32.356        | 37.956        | 259.0 | 5:49.599  |
| 4  | 1 | 1:48.741            | 36.835            | 33.309        | 38.597        | 260.9 | 7:38.340  |
| 5  | 1 | <b>1:46.845</b>     | 36.848            | 32.119        | <b>37.878</b> | 261.5 | 9:25.185  |
| 6  | 1 | 4:29.794 <b>B</b>   | 36.815            | 32.154        | 3:20.825      | 262.1 | 13:54.979 |
| 7  | 1 | 1:57.105            | 44.059            | 33.109        | 39.937        | 176.5 | 15:52.084 |
| 8  | 1 | <del>1:46.901</del> | <del>36.729</del> | 32.163        | 38.009        | 260.9 | 17:38.985 |
| 9  | 1 | 1:49.223            | <b>36.593</b>     | 32.693        | 39.937        | 260.2 | 19:28.208 |
| 10 | 1 | 1:49.362            | 36.618            | 34.098        | 38.646        | 261.5 | 21:17.570 |
| 11 | 1 | 5:19.326 <b>B</b>   | 36.990            | 32.436        | 4:09.900      | 262.1 | 26:36.896 |
| 12 | 1 | 2:01.048            | 47.000            | 33.228        | 40.820        | 166.4 | 28:37.944 |
| 13 | 1 | 1:48.779            | 36.777            | <b>32.089</b> | 39.913        | 259.6 | 30:26.723 |
| 14 | 1 | <del>1:47.103</del> | <del>36.554</del> | 32.639        | 37.910        | 259.0 | 32:13.826 |

**29** MV2S Racing Ligier JS P320 - Nissan  
1. Jacek ZIELONKA LMP3  
2. Maximus MAYER

|    |   |                          |               |               |               |       |           |
|----|---|--------------------------|---------------|---------------|---------------|-------|-----------|
| 1  | 1 | 2:26.264                 | 1:07.523      | 36.950        | 41.791        | 129.7 | 2:26.264  |
| 2  | 1 | 1:50.068                 | 37.645        | 32.846        | 39.577        | 254.7 | 4:16.332  |
| 3  | 1 | 1:46.735                 | 36.950        | <b>31.942</b> | <b>37.843</b> | 257.1 | 6:03.067  |
| 4  | 1 | 1:48.389                 | 37.228        | 32.639        | 38.522        | 257.8 | 7:51.456  |
| 5  | 1 | 1:54.633                 | 37.659        | 33.166        | 43.808        | 260.2 | 9:46.089  |
| 6  | 1 | 1:53.339                 | 36.854        | 34.749        | 41.736        | 259.0 | 11:39.428 |
| 7  | 1 | 1:50.060                 | 36.834        | 34.399        | 38.827        | 257.8 | 13:29.488 |
| 8  | 1 | <b>1:46.634</b>          | <b>36.447</b> | 32.024        | 38.163        | 257.8 | 15:16.122 |
| 9  | 1 | 1:46.847                 | 36.594        | 32.274        | 37.979        | 258.4 | 17:02.969 |
| 10 | 1 | 4:36.187 <b>B</b>        | 37.701        | 32.904        | 3:25.582      | 257.8 | 21:39.156 |
| 11 | 1 | 1:58.855                 | 44.730        | 32.970        | 41.155        | 161.9 | 23:38.011 |
| 12 | 1 | 1:47.399                 | 36.962        | 32.257        | 38.180        | 256.5 | 25:25.410 |
| 13 | 1 | 1:46.694                 | 36.814        | 32.017        | 37.863        | 257.8 | 27:12.104 |
| 14 | 1 | 1:52.785                 | 36.884        | 36.287        | 39.614        | 257.8 | 29:04.889 |
| 15 | 1 | 1:47.162                 | 37.035        | 32.244        | 37.883        | 257.1 | 30:52.051 |
| 16 | 1 | 1:47.194                 | 36.934        | 32.199        | 38.061        | 256.5 | 32:39.245 |
| 17 | 1 | <b>4:45.408 <b>B</b></b> | 53.341        | 1:11.454      | 2:40.613      | 257.1 | 37:24.653 |

**34** Inter Europol Competition Ligier JS P320 - Nissan  
1. Alexander BUKHANTSOV LMP3  
2. Rik KOEN

|   |   |          |        |        |        |       |          |
|---|---|----------|--------|--------|--------|-------|----------|
| 1 | 1 | 2:09.336 | 52.265 | 36.332 | 40.739 | 144.0 | 2:09.336 |
| 2 | 1 | 1:51.236 | 38.947 | 33.875 | 38.414 | 237.4 | 4:00.572 |

**43** Inter Europol Competition Ligier JS P320 - Nissan  
1. Timothy CRESWICK LMP3  
2. Daniel ALI

|    |   |                          |               |               |               |       |           |
|----|---|--------------------------|---------------|---------------|---------------|-------|-----------|
| 1  | 1 | 2:13.409                 | 57.211        | 36.320        | 39.878        | 157.4 | 2:13.409  |
| 2  | 1 | 1:49.163                 | 37.641        | 33.138        | 38.384        | 259.6 | 4:02.572  |
| 3  | 1 | 1:49.609                 | 37.174        | 32.955        | 39.480        | 262.1 | 5:52.181  |
| 4  | 1 | 1:47.511                 | 36.648        | 32.847        | 38.016        | 261.5 | 7:39.692  |
| 5  | 1 | 1:54.198                 | 39.309        | 36.494        | 38.395        | 262.1 | 9:33.890  |
| 6  | 1 | 1:47.556                 | 37.150        | 32.537        | <b>37.869</b> | 262.1 | 11:21.446 |
| 7  | 1 | <b>1:46.764</b>          | <b>36.379</b> | 32.417        | 37.968        | 263.4 | 13:08.210 |
| 8  | 1 | 1:52.126                 | 36.858        | 33.647        | 41.621        | 262.1 | 15:00.336 |
| 9  | 1 | 1:49.870                 | 36.783        | 34.486        | 38.601        | 262.1 | 16:50.206 |
| 10 | 1 | 3:51.983 <b>B</b>        | 36.572        | 33.139        | 2:42.272      | 262.1 | 20:42.189 |
| 11 | 1 | 1:54.920                 | 43.994        | 32.551        | 38.375        | 179.7 | 22:37.109 |
| 12 | 1 | 1:51.306                 | 37.998        | 33.317        | 39.991        | 260.2 | 24:28.415 |
| 13 | 1 | 1:51.447                 | 38.734        | 34.434        | 38.279        | 260.2 | 26:19.862 |
| 14 | 1 | 1:47.554                 | 37.161        | 32.412        | 37.981        | 259.0 | 28:07.416 |
| 15 | 1 | 1:48.081                 | 36.546        | <b>32.287</b> | 39.248        | 261.5 | 29:55.497 |
| 16 | 1 | 1:51.911                 | 36.881        | 33.175        | 41.855        | 264.1 | 31:47.408 |
| 17 | 1 | <b>5:17.796 <b>B</b></b> | 37.586        | 35.481        | 4:04.729      | 257.8 | 37:05.204 |

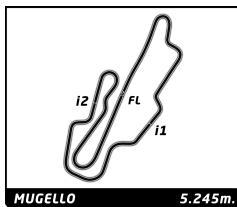
**44** Team Virage Ligier JS P320 - Nissan  
1. Georgios KOLOVOS LMP3  
2. Mihnea STEFAN

|    |   |                          |                     |               |               |       |           |
|----|---|--------------------------|---------------------|---------------|---------------|-------|-----------|
| 1  | 1 | <del>3:52.650</del>      | <del>2:39.092</del> | 34.302        | 39.256        | 154.1 | 3:52.650  |
| 2  | 1 | 1:47.498                 | 37.109              | 32.452        | 37.937        | 257.1 | 5:40.148  |
| 3  | 1 | 1:47.553                 | 37.451              | 32.369        | 37.733        | 259.0 | 7:27.701  |
| 4  | 1 | 1:51.838                 | 38.181              | 34.662        | 38.995        | 260.2 | 9:19.539  |
| 5  | 1 | 1:48.616                 | 36.370              | 32.840        | 39.406        | 262.1 | 11:08.155 |
| 6  | 1 | 1:50.508                 | 38.285              | 34.096        | 38.127        | 253.5 | 12:58.663 |
| 7  | 1 | 1:45.692                 | 36.056              | 31.874        | 37.762        | 260.9 | 14:44.355 |
| 8  | 1 | 3:20.103 <b>B</b>        | 36.286              | 36.247        | 2:07.570      | 262.8 | 18:04.458 |
| 9  | 1 | 1:59.820                 | 47.495              | 33.881        | 38.444        | 156.1 | 20:04.278 |
| 10 | 1 | 1:48.249                 | 37.152              | 33.014        | 38.083        | 259.6 | 21:52.527 |
| 11 | 1 | 1:46.581                 | 36.705              | 32.038        | 37.838        | 260.2 | 23:39.108 |
| 12 | 1 | 1:53.055                 | 36.203              | 32.462        | 44.390        | 262.1 | 25:32.163 |
| 13 | 1 | <b>1:45.401</b>          | 36.031              | <b>31.742</b> | <b>37.628</b> | 260.2 | 27:17.564 |
| 14 | 1 | 2:10.594                 | 36.320              | 37.656        | 56.618        | 261.5 | 29:28.158 |
| 15 | 1 | 1:56.620                 | 37.456              | 40.615        | 38.549        | 260.9 | 31:24.778 |
| 16 | 1 | <b>5:30.650 <b>B</b></b> | <b>36.009</b>       | 36.403        | 4:18.238      | 259.0 | 36:55.428 |



# LE MANS CUP

Michelin Le Mans Cup  
Mugello Round  
Bronze Driver Collective Test



MUGELLO 5.245m

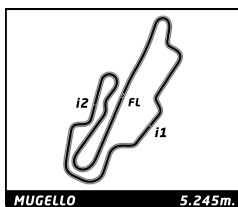
## Sector Analysis

Lap under Red Flag   Invalidated Lap   Personal Best   Session Best   B Crossing the pit lane

| Lap       | D  | Time              | Sector 1            | Sector 2          | Sector 3          | T. Spd        | Elapsed   | Lap                             | D         | Time | Sector 1          | Sector 2 | Sector 3 | T. Spd   | Elapsed |           |
|-----------|--|-------------------|---------------------|-------------------|-------------------|---------------|-----------|---------------------------------|-----------|------|-------------------|----------|----------|----------|---------|-----------|
| <b>50</b> | <b>Reiter Engineering</b><br>1.Horst FELBERMAYR<br>2.Miklas BORN |                   |                     |                   |                   |               |           | Ligier JS P320 - Nissan<br>LMP3 |           |      |                   |          |          |          |         |           |
|           | 1  | 1                 | 2:47.092            | 1:29.513          | 37.600            | 39.979        | 127.2     | 2:47.092                        | 15        | 1    | 1:53.205          | 39.128   | 34.601   | 39.476   | 260.9   | 31:39.774 |
|           | 2  | 1                 | 1:52.140            | 38.726            | 34.039            | 39.375        | 257.1     | 4:39.232                        | 16        | 1    | <b>5:21.486 B</b> | 38.223   | 36.466   | 4:06.797 | 259.0   | 37:01.260 |
|           | 3  | 1                 | 1:48.507            | 37.457            | 32.675            | 38.375        | 259.0     | 6:27.739                        |           |      |                   |          |          |          |         |           |
|           | 4  | 1                 | 1:48.269            | 37.611            | 32.665            | 37.993        | 260.9     | 8:16.008                        |           |      |                   |          |          |          |         |           |
|           | 5  | 1                 | 1:47.078            | 36.549            | 32.480            | 38.049        | 261.5     | 10:03.086                       |           |      |                   |          |          |          |         |           |
|           | 6  | 1                 | 1:46.725            | 36.447            | 32.129            | 38.149        | 261.5     | 11:49.811                       |           |      |                   |          |          |          |         |           |
|           | 7  | 1                 | 3:33.601 B          | 37.053            | 34.045            | 2:22.503      | 263.4     | 15:23.412                       |           |      |                   |          |          |          |         |           |
|           | 8  | 1                 | 2:04.681            | 49.346            | 35.800            | 39.535        | 144.8     | 17:28.093                       |           |      |                   |          |          |          |         |           |
|           | 9  | 1                 | 1:50.512            | 37.305            | 35.085            | 38.122        | 260.2     | 19:18.605                       |           |      |                   |          |          |          |         |           |
|           | 10   | 1                 | 1:49.473            | 36.895            | 33.338            | 39.240        | 261.5     | 21:08.078                       |           |      |                   |          |          |          |         |           |
|           | 11   | 1                 | 1:47.333            | 36.462            | 32.286            | 38.585        | 260.2     | 22:55.411                       |           |      |                   |          |          |          |         |           |
|           | 12   | 1                 | 1:46.420            | 36.508            | <b>31.929</b>     | <b>37.983</b> | 260.9     | 24:41.831                       |           |      |                   |          |          |          |         |           |
|           | 13   | 1                 | 1:55.336            | 36.253            | 33.540            | 45.543        | 260.2     | 26:37.167                       |           |      |                   |          |          |          |         |           |
|           | 14   | 1                 | 1:57.306            | <b>36.129</b>     | 32.149            | 49.028        | 260.2     | 28:34.473                       |           |      |                   |          |          |          |         |           |
|           | 15   | 1                 | <b>1:46.247</b>     | 36.218            | 31.946            | 38.083        | 260.9     | 30:20.720                       |           |      |                   |          |          |          |         |           |
|           | 16   | 1                 | 1:50.939            | 36.282            | 33.280            | 41.377        | 260.9     | 32:11.659                       |           |      |                   |          |          |          |         |           |
| 17        | 1  | <b>5:08.919 B</b> | 36.223              | 51.630            | 3:41.066          | 260.9         | 37:20.578 |                                 |           |      |                   |          |          |          |         |           |
| <b>51</b> | <b>AF Corse</b><br>1.Matthew KURZEJEWSKI<br>2.Alessandro BALZAN  |                   |                     |                   |                   |               |           | Ferrari 296 GT3<br>GT3          |           |      |                   |          |          |          |         |           |
|           | 1  | 1                 | 3:40.257            | 2:19.223          | 39.097            | 41.937        | 157.7     | 3:40.257                        |           |      |                   |          |          |          |         |           |
|           | 2  | 1                 | 1:54.738            | 39.442            | 35.078            | 40.218        | 251.7     | 5:34.995                        |           |      |                   |          |          |          |         |           |
|           | 3  | 1                 | 1:51.652            | 37.914            | 33.808            | 39.930        | 252.9     | 7:26.647                        |           |      |                   |          |          |          |         |           |
|           | 4  | 1                 | 1:54.427            | 40.030            | 34.206            | 40.191        | 248.8     | 9:21.074                        |           |      |                   |          |          |          |         |           |
|           | 5  | 1                 | 1:51.256            | 37.325            | 34.648            | 39.283        | 255.9     | 11:12.330                       |           |      |                   |          |          |          |         |           |
|           | 6  | 1                 | <del>1:51.903</del> | 37.963            | <del>34.908</del> | <b>39.032</b> | 258.4     | 13:04.233                       |           |      |                   |          |          |          |         |           |
|           | 7  | 1                 | <b>1:50.949</b>     | <b>37.253</b>     | <b>33.286</b>     | 40.410        | 254.7     | 14:55.182                       |           |      |                   |          |          |          |         |           |
|           | 8  | 1                 | 4:43.155 B          | 38.245            | 36.062            | 3:28.848      | 249.4     | 19:38.337                       |           |      |                   |          |          |          |         |           |
|           | 9  | 1                 | 1:58.850            | 45.407            | 34.237            | 39.206        | 168.5     | 21:37.187                       |           |      |                   |          |          |          |         |           |
|           | 10   | 1                 | 1:51.268            | 37.564            | 33.479            | 40.225        | 255.3     | 23:28.455                       |           |      |                   |          |          |          |         |           |
|           | 11   | 1                 | 4:02.028 B          | 39.089            | 34.312            | 2:48.627      | 252.9     | 27:30.483                       |           |      |                   |          |          |          |         |           |
|           | 12   | 1                 | <del>2:03.722</del> | 46.252            | <del>34.033</del> | 43.437        | 169.5     | 29:34.205                       |           |      |                   |          |          |          |         |           |
| 13        | 1  | 1:51.855          | 37.411              | 34.903            | 39.541            | 253.5         | 31:26.060 |                                 |           |      |                   |          |          |          |         |           |
| <b>52</b> | <b>Team Virage</b><br>1.Oscar BITTAR<br>2.Ricardo GRACIA FILHO   |                   |                     |                   |                   |               |           | Ligier JS P320 - Nissan<br>LMP3 |           |      |                   |          |          |          |         |           |
|           | 1  | 1                 | 3:57.431            | 2:42.252          | 35.667            | 39.512        | 160.0     | 3:57.431                        |           |      |                   |          |          |          |         |           |
|           | 2  | 1                 | 1:48.914            | 37.726            | 32.876            | 38.312        | 255.3     | 5:46.345                        |           |      |                   |          |          |          |         |           |
|           | 3  | 1                 | 1:53.176            | 38.063            | 32.685            | 42.428        | 258.4     | 7:39.521                        |           |      |                   |          |          |          |         |           |
|           | 4  | 1                 | 1:53.865            | 39.252            | 36.335            | 38.278        | 259.0     | 9:33.386                        |           |      |                   |          |          |          |         |           |
|           | 5  | 1                 | 1:47.234            | 36.692            | 32.528            | 38.014        | 258.4     | 11:20.620                       |           |      |                   |          |          |          |         |           |
|           | 6  | 1                 | 1:47.000            | 36.452            | 32.365            | 38.183        | 259.0     | 13:07.620                       |           |      |                   |          |          |          |         |           |
|           | 7  | 1                 | 1:49.011            | 36.656            | 33.892            | 38.463        | 260.2     | 14:56.631                       |           |      |                   |          |          |          |         |           |
|           | 8  | 1                 | 1:50.051            | 37.129            | 34.074            | 38.848        | 260.9     | 16:46.682                       |           |      |                   |          |          |          |         |           |
|           | 9  | 1                 | 1:48.948            |                   | <b>36.377</b>     | 32.158        | 40.413    | 259.6                           | 18:35.630 |      |                   |          |          |          |         |           |
|           | 10   | 1                 | 1:48.684            | 38.233            | 32.510            | 37.941        | 262.1     | 20:24.314                       |           |      |                   |          |          |          |         |           |
|           | 11   | 1                 | 4:45.355 B          | 38.240            | 32.489            | 3:34.626      | 259.6     | 25:09.669                       |           |      |                   |          |          |          |         |           |
|           | 12   | 1                 | 1:56.603            | 45.172            | 32.843            | 38.588        | 176.8     | 27:06.272                       |           |      |                   |          |          |          |         |           |
| 13        | 1  | 1:47.461          | 37.253              | <b>32.270</b>     | <b>37.938</b>     | 257.8         | 28:53.733 |                                 |           |      |                   |          |          |          |         |           |
| 14        | 1  | <b>1:46.735</b>   | 36.897              | <b>31.878</b>     | 37.960            | 257.8         | 30:40.468 |                                 |           |      |                   |          |          |          |         |           |
| 15        | 1  | 1:46.820          | 36.553              | 32.213            | 38.054            | 258.4         | 32:27.288 |                                 |           |      |                   |          |          |          |         |           |
| <b>53</b> | <b>Bretton Racing</b><br>1.Ben STONE<br>2.Theodor JENSEN         |                   |                     |                   |                   |               |           | Ligier JS P320 - Nissan<br>LMP3 |           |      |                   |          |          |          |         |           |
|           | 1  | 1                 | 2:33.482            | 1:11.292          | 36.752            | 45.438        | 138.3     | 2:33.482                        |           |      |                   |          |          |          |         |           |
|           | 2  | 1                 | 1:51.030            | 36.972            | 34.725            | 39.333        | 255.3     | 4:24.512                        |           |      |                   |          |          |          |         |           |
|           | 3  | 1                 | <b>1:46.589</b>     | 36.514            | <b>32.231</b>     | <b>37.844</b> | 256.5     | 6:11.101                        |           |      |                   |          |          |          |         |           |
|           | 4  | 1                 | <del>1:47.151</del> | <del>36.631</del> | 32.424            | 38.096        | 257.8     | 7:58.252                        |           |      |                   |          |          |          |         |           |
|           | 5  | 1                 | <del>1:49.849</del> | <del>36.383</del> | 32.365            | 41.101        | 258.4     | 9:48.101                        |           |      |                   |          |          |          |         |           |
|           | 6  | 1                 | 1:54.071            | 36.702            | 34.744            | 42.625        | 256.5     | 11:42.172                       |           |      |                   |          |          |          |         |           |
|           | 7  | 1                 | 1:49.252            | 36.466            | 32.553            | 40.233        | 259.6     | 13:31.424                       |           |      |                   |          |          |          |         |           |
|           | 8  | 1                 | 1:49.036            | 36.904            | 32.409            | 39.723        | 260.9     | 15:20.460                       |           |      |                   |          |          |          |         |           |
|           | 9  | 1                 | 1:51.385            |                   | <b>36.173</b>     | 34.603        | 40.609    | 261.5                           | 17:11.845 |      |                   |          |          |          |         |           |
|           | 10   | 1                 | <del>1:49.322</del> | <del>36.699</del> | 32.294            | 40.329        | 259.6     | 19:01.167                       |           |      |                   |          |          |          |         |           |
|           | 11   | 1                 | <del>1:47.390</del> | <del>36.754</del> | 32.376            | 38.260        | 261.5     | 20:48.557                       |           |      |                   |          |          |          |         |           |
|           | 12   | 1                 | 1:47.411            | 36.825            | 32.596            | 37.990        | 259.0     | 22:35.968                       |           |      |                   |          |          |          |         |           |
| 13        | 1  | 1:51.914          | 37.326              | 34.949            | 39.639            | 260.9         | 24:27.882 |                                 |           |      |                   |          |          |          |         |           |
| 14        | 1  | 1:49.484          | 36.687              | 33.887            | 38.910            | 259.0         | 26:17.366 |                                 |           |      |                   |          |          |          |         |           |
| 15        | 1  | 3:42.250 B        | 37.181              | 33.362            | 2:31.707          | 259.6         | 29:59.616 |                                 |           |      |                   |          |          |          |         |           |
| 16        | 1  | 1:57.274          | 44.708              | 33.216            | 39.350            | 178.2         | 31:56.890 |                                 |           |      |                   |          |          |          |         |           |
| <b>54</b> | <b>Rinaldi Racing</b><br>1.Steve PARROW<br>2.Wyatt BRICHACEK     |                   |                     |                   |                   |               |           | Ligier JS P320 - Nissan<br>LMP3 |           |      |                   |          |          |          |         |           |
|           | 1  | 1                 | 3:43.199            | 2:24.367          | 37.769            | 41.063        | 160.2     | 3:43.199                        |           |      |                   |          |          |          |         |           |
|           | 2  | 1                 | 1:52.903            | 39.078            | 34.534            | 39.291        | 254.1     | 5:36.102                        |           |      |                   |          |          |          |         |           |
|           | 3  | 1                 | 1:50.387            | 37.607            | 33.544            | 39.236        | 257.1     | 7:26.489                        |           |      |                   |          |          |          |         |           |
|           | 4  | 1                 | 1:49.355            | 37.384            | 33.285            | 38.686        | 257.1     | 9:15.844                        |           |      |                   |          |          |          |         |           |
|           | 5  | 1                 | 1:52.176            | 37.993            | 34.690            | 39.493        | 257.1     | 11:08.020                       |           |      |                   |          |          |          |         |           |
|           | 6  | 1                 | 1:51.802            | 38.139            | 34.188            | 39.475        | 259.0     | 12:59.822                       |           |      |                   |          |          |          |         |           |
|           | 7  | 1                 | 1:50.880            | 37.921            | 34.423            | 38.536        | 259.6     | 14:50.702                       |           |      |                   |          |          |          |         |           |
|           | 8  | 1                 | 1:48.945            | 37.217            | 33.327            | 38.401        | 260.2     | 16:39.647                       |           |      |                   |          |          |          |         |           |
|           | 9  | 1                 | 1:52.872            | 38.103            | 35.822            | 38.947        | 260.9     | 18:32.519                       |           |      |                   |          |          |          |         |           |
|           | 10   | 1                 | 1:49.069            | 37.330            | 33.335            | 38.404        | 261.5     | 20:21.588                       |           |      |                   |          |          |          |         |           |
|           | 11   | 1                 | 1:50.051            | 38.201            | 33.261            | 38.589        | 260.2     | 22:11.639                       |           |      |                   |          |          |          |         |           |

# LE MANS CUP

Michelin Le Mans Cup  
Mugello Round  
Bronze Driver Collective Test



MUGELLO 5.245m.

## Sector Analysis

Lap under Red Flag   Invalidated Lap   Personal Best   Session Best   Crossing the pit lane

| Lap | D | Time            | Sector 1      | Sector 2      | Sector 3      | T. Spd | Elapsed   | Lap | D | Time              | Sector 1 | Sector 2 | Sector 3 | T. Spd | Elapsed   |
|-----|---|-----------------|---------------|---------------|---------------|--------|-----------|-----|---|-------------------|----------|----------|----------|--------|-----------|
| 12  | 1 | 1:51.671        | 38.868        | 34.158        | 38.645        | 259.6  | 24:03.310 | 11  | 1 | 3:32.664 <b>B</b> | 42.185   | 35.405   | 2:15.074 | 235.3  | 23:47.872 |
| 13  | 1 | 1:49.825        | 38.323        | 33.227        | <b>38.275</b> | 260.2  | 25:53.135 | 12  | 1 | 2:26.370          | 54.657   | 44.497   | 47.216   | 150.2  | 26:14.242 |
| 14  | 1 | <b>1:48.351</b> | 37.421        | <b>32.635</b> | 38.295        | 257.8  | 27:41.486 | 13  | 1 | 2:04.523          | 48.120   | 36.204   | 40.199   | 155.2  | 28:18.765 |
| 15  | 1 | 1:48.491        | 37.118        | 32.744        | 38.629        | 261.5  | 29:29.977 | 14  | 1 | 2:04.518          | 39.047   | 41.112   | 44.359   | 252.3  | 30:23.283 |
| 16  | 1 | 1:49.172        | <b>37.025</b> | 32.997        | 39.150        | 259.6  | 31:19.149 | 15  | 1 | 1:54.620          | 38.971   | 35.754   | 39.895   | 251.2  | 32:17.903 |

**67** Haegeli by T2 Racing  
1. Pieder DECURTINS  
2. Samir BEN  
Duqueine M30 - D08 - Nissan  
LMP3

|    |   |                    |               |               |               |       |           |
|----|---|--------------------|---------------|---------------|---------------|-------|-----------|
| 1  | 1 | 2:26.858           | 1:09.821      | 35.814        | 41.223        | 126.3 | 2:26.858  |
| 2  | 1 | 1:48.321           | 37.401        | 32.756        | 38.164        | 258.4 | 4:15.179  |
| 3  | 1 | 1:45.735           | 36.072        | 32.224        | 37.439        | 260.2 | 6:00.914  |
| 4  | 1 | 1:45.609           | 36.083        | 32.123        | <b>37.403</b> | 262.8 | 7:46.523  |
| 5  | 1 | 10:24.582 <b>B</b> | 37.075        | 35.977        | 9:11.530      | 264.7 | 18:11.105 |
| 6  | 1 | 1:56.396           | 46.036        | 32.576        | 37.784        | 173.1 | 20:07.501 |
| 7  | 1 | 1:45.597           | 36.238        | 31.902        | 37.457        | 262.8 | 21:53.098 |
| 8  | 1 | 1:50.248           | 36.705        | 32.087        | 41.456        | 262.8 | 23:43.346 |
| 9  | 1 | <b>1:45.078</b>    | <b>35.988</b> | <b>31.502</b> | 37.588        | 262.8 | 25:28.424 |
| 10 | 1 | 1:48.512           | 36.140        | 34.143        | 38.229        | 263.4 | 27:16.936 |
| 11 | 1 | 3:32.090 <b>B</b>  | 36.190        | 35.883        | 2:20.017      | 264.7 | 30:49.026 |
| 12 | 1 | 1:58.562           | 45.603        | 34.355        | 38.604        | 176.2 | 32:47.588 |

**71** Rinaldi Racing  
1. Stefan AUST  
2. Felipe FERNANDEZ-LASER  
Ligier JS P320 - Nissan  
LMP3

|    |   |                          |               |               |               |       |           |
|----|---|--------------------------|---------------|---------------|---------------|-------|-----------|
| 1  | 1 | 3:18.260                 | 1:59.795      | 36.574        | 41.891        | 123.3 | 3:18.260  |
| 2  | 1 | 1:52.624                 | 39.397        | 34.093        | 39.134        | 252.3 | 5:10.884  |
| 3  | 1 | 1:48.618                 | 36.940        | 33.012        | 38.666        | 253.5 | 6:59.502  |
| 4  | 1 | 1:49.896                 | 37.429        | 33.965        | 38.502        | 254.7 | 8:49.398  |
| 5  | 1 | 1:48.082                 | 36.635        | 33.119        | 38.328        | 255.9 | 10:37.480 |
| 6  | 1 | 1:48.922                 | 36.826        | 33.719        | 38.377        | 259.0 | 12:26.402 |
| 7  | 1 | 1:47.616                 | 36.655        | 32.607        | 38.354        | 256.5 | 14:14.018 |
| 8  | 1 | 1:47.689                 | 36.605        | 32.739        | 38.345        | 257.1 | 16:01.707 |
| 9  | 1 | 3:50.857 <b>B</b>        | 36.633        | 33.370        | 2:40.854      | 257.1 | 19:52.564 |
| 10 | 1 | 2:06.517                 | 48.981        | 37.002        | 40.534        | 174.5 | 21:59.081 |
| 11 | 1 | 1:50.968                 | 37.784        | 34.184        | 39.000        | 254.7 | 23:50.049 |
| 12 | 1 | 1:47.264                 | 36.788        | 32.576        | 37.900        | 256.5 | 25:37.313 |
| 13 | 1 | <b>1:45.689</b>          | <b>36.012</b> | <b>31.839</b> | <b>37.838</b> | 256.5 | 27:23.002 |
| 14 | 1 | 1:47.548                 | 36.194        | 32.674        | 38.680        | 257.1 | 29:10.550 |
| 15 | 1 | 1:47.828                 | 36.283        | 33.386        | 38.159        | 257.8 | 30:58.378 |
| 16 | 1 | 1:48.596                 | 36.888        | 33.477        | 38.231        | 255.3 | 32:46.974 |
| 17 | 1 | <b>4:21.225 <b>B</b></b> | 56.576        | 1:11.476      | 2:13.173      | 258.4 | 37:08.199 |

**73** Proton Huber Competition  
1. Jörg DREISOW  
2. Manuel LAUCK  
Porsche 911 GT3 R (992)  
GT3

|    |   |                     |                   |                   |               |       |           |
|----|---|---------------------|-------------------|-------------------|---------------|-------|-----------|
| 1  | 1 | 2:51.820            | 1:25.123          | 42.247            | 44.450        | 137.8 | 2:51.820  |
| 2  | 1 | 2:02.743            | 42.890            | 38.072            | 41.781        | 218.2 | 4:54.563  |
| 3  | 1 | <del>1:59.906</del> | 39.906            | <del>37.794</del> | 42.209        | 251.2 | 6:54.469  |
| 4  | 1 | 1:54.576            | 39.097            | 35.239            | 40.240        | 251.7 | 8:49.045  |
| 5  | 1 | <del>1:56.370</del> | <del>39.556</del> | 35.779            | 41.035        | 219.5 | 10:45.415 |
| 6  | 1 | <del>1:55.065</del> | <del>38.400</del> | 36.610            | 40.055        | 253.5 | 12:40.480 |
| 7  | 1 | 1:53.127            | 38.491            | 34.877            | 39.759        | 254.1 | 14:33.607 |
| 8  | 1 | 1:55.723            | 38.817            | 36.621            | 40.285        | 255.3 | 16:29.330 |
| 9  | 1 | <b>1:52.346</b>     | <b>38.340</b>     | <b>34.606</b>     | <b>39.400</b> | 254.7 | 18:21.676 |
| 10 | 1 | <del>1:53.532</del> | 38.588            | <del>35.234</del> | 39.713        | 254.1 | 20:15.208 |

**74** Kessel Racing  
1. Andrew GILBERT  
2. Fran RUEDA MATEOS  
Ferrari 296 GT3  
GT3

|    |   |                     |               |                   |               |       |           |
|----|---|---------------------|---------------|-------------------|---------------|-------|-----------|
| 1  | 1 | 3:27.769            | 2:02.537      | 38.948            | 46.284        | 115.6 | 3:27.769  |
| 2  | 1 | 1:54.829            | 39.762        | 34.746            | 40.321        | 253.5 | 5:22.598  |
| 3  | 1 | 1:55.307            | 38.301        | 34.932            | 42.074        | 254.7 | 7:17.905  |
| 4  | 1 | <del>1:51.294</del> | 37.793        | <del>34.202</del> | 39.299        | 256.5 | 9:09.199  |
| 5  | 1 | 1:50.883            | 37.718        | 34.037            | 39.128        | 256.5 | 11:00.082 |
| 6  | 1 | 3:21.605 <b>B</b>   | 38.021        | 34.608            | 2:08.976      | 257.8 | 14:21.687 |
| 7  | 1 | 2:11.580            | 50.157        | 38.323            | 43.100        | 149.2 | 16:33.267 |
| 8  | 1 | 1:54.821            | 37.941        | 33.723            | 43.157        | 254.7 | 18:28.088 |
| 9  | 1 | 1:50.462            | 37.296        | 33.804            | 39.362        | 257.1 | 20:18.550 |
| 10 | 1 | <del>1:51.889</del> | 38.439        | <del>33.840</del> | 39.610        | 257.8 | 22:10.439 |
| 11 | 1 | 1:59.379            | 41.769        | 37.880            | 39.730        | 257.1 | 24:09.818 |
| 12 | 1 | <del>1:50.920</del> | 37.371        | <del>34.689</del> | <b>38.860</b> | 255.9 | 26:00.738 |
| 13 | 1 | 1:50.493            | <b>37.252</b> | 34.359            | 38.882        | 255.3 | 27:51.231 |
| 14 | 1 | <b>1:50.028</b>     | 37.431        | <b>33.617</b>     | 38.980        | 255.9 | 29:41.259 |
| 15 | 1 | 1:50.245            | 37.388        | 33.747            | 39.110        | 255.9 | 31:31.504 |

**77** Team Thor  
1. Audunn GUDMUNDSSON  
2. Colin NOBLE  
Ligier JS P320 - Nissan  
LMP3

|    |   |                          |               |               |               |       |           |
|----|---|--------------------------|---------------|---------------|---------------|-------|-----------|
| 1  | 1 | 3:58.258                 | 2:45.367      | 34.561        | 38.330        | 163.4 | 3:58.258  |
| 2  | 1 | 1:48.266                 | 37.229        | 33.185        | 37.852        | 257.1 | 5:46.524  |
| 3  | 1 | 1:59.666                 | 38.321        | 38.422        | 42.923        | 260.9 | 7:46.190  |
| 4  | 1 | 1:53.763                 | 37.057        | 35.578        | 41.128        | 256.5 | 9:39.953  |
| 5  | 1 | 1:46.432                 | 36.790        | 31.851        | 37.791        | 258.4 | 11:26.385 |
| 6  | 1 | 1:55.520                 | 41.115        | 36.002        | 38.403        | 264.1 | 13:21.905 |
| 7  | 1 | 1:45.665                 | 36.542        | 31.857        | 37.266        | 257.8 | 15:07.570 |
| 8  | 1 | 1:45.247                 | 36.235        | 31.728        | 37.284        | 259.6 | 16:52.817 |
| 9  | 1 | 4:50.702 <b>B</b>        | 44.108        | 38.706        | 3:27.888      | 260.9 | 21:43.519 |
| 10 | 1 | 2:02.933                 | 49.314        | 34.846        | 38.773        | 164.6 | 23:46.452 |
| 11 | 1 | 1:47.135                 | 37.144        | 32.519        | 37.472        | 255.9 | 25:33.587 |
| 12 | 1 | <b>1:44.795</b>          | <b>36.071</b> | <b>31.486</b> | 37.238        | 257.1 | 27:18.382 |
| 13 | 1 | 2:07.548                 | 40.128        | 34.689        | 52.731        | 259.0 | 29:25.930 |
| 14 | 1 | 1:44.920                 | 36.274        | 31.510        | <b>37.136</b> | 257.8 | 31:10.850 |
| 15 | 1 | <b>6:27.797 <b>B</b></b> | 44.682        | 45.624        | 4:57.491      | 233.3 | 37:38.647 |

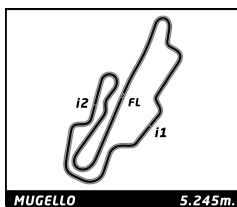
**83** Iron Dames  
1. Celia MARTIN  
2. Karen GAILLARD  
Lamborghini Huracan GT3 EVO2  
GT3

|   |   |                 |          |        |        |       |           |
|---|---|-----------------|----------|--------|--------|-------|-----------|
| 1 | 1 | 3:23.956        | 1:52.994 | 41.757 | 49.205 | 139.7 | 3:23.956  |
| 2 | 1 | 2:08.272        | 45.892   | 38.608 | 43.772 | 196.7 | 5:32.228  |
| 3 | 1 | 1:54.139        | 38.535   | 35.442 | 40.162 | 252.3 | 7:26.367  |
| 4 | 1 | 1:53.899        | 38.878   | 34.994 | 40.027 | 247.7 | 9:20.266  |
| 5 | 1 | <b>1:51.896</b> | 37.792   | 34.572 | 39.532 | 255.9 | 11:12.162 |
| 6 | 1 | 1:53.277        | 39.305   | 34.600 | 39.372 | 257.8 | 13:05.439 |
| 7 | 1 | 1:52.387        | 37.986   | 34.490 | 39.911 | 255.9 | 14:57.826 |
| 8 | 1 | 1:53.659        | 38.738   | 35.352 | 39.569 | 257.1 | 16:51.485 |



# LE MANS CUP

Michelin Le Mans Cup  
Mugello Round  
Bronze Driver Collective Test



## Sector Analysis

Lap under Red Flag   Invalidated Lap   Personal Best   Session Best   B Crossing the pit lane

| Lap | D | Time       | Sector 1      | Sector 2 | Sector 3      | T. Spd | Elapsed   | Lap | D | Time            | Sector 1      | Sector 2      | Sector 3      | T. Spd | Elapsed   |
|-----|---|------------|---------------|----------|---------------|--------|-----------|-----|---|-----------------|---------------|---------------|---------------|--------|-----------|
| 9   | 1 | 1:52.567   | 38.817        | 34.449   | <b>39.301</b> | 256.5  | 18:44.052 | 9   | 1 | 1:48.024        | 36.856        | 32.919        | 38.249        | 259.6  | 21:45.621 |
| 10  | 1 | 1:51.923   | 37.616        | 34.502   | 39.805        | 256.5  | 20:35.975 | 10  | 1 | 1:47.397        | 36.724        | 32.424        | 38.249        | 259.6  | 23:33.018 |
| 11  | 1 | 1:52.547   | 38.759        | 34.248   | 39.540        | 252.3  | 22:28.522 | 11  | 1 | 1:50.732        | 36.894        | 32.893        | 40.945        | 259.6  | 25:23.750 |
| 12  | 1 | 5:00.502 B | <b>37.607</b> | 34.713   | 3:48.182      | 254.7  | 27:29.024 | 12  | 1 | 1:47.576        | 36.529        | 32.505        | 38.542        | 260.2  | 27:11.326 |
| 13  | 1 | 1:58.452   | 44.310        | 34.288   | 39.854        | 174.2  | 29:27.476 | 13  | 1 | 1:51.284        | 36.773        | 35.920        | 38.591        | 259.6  | 29:02.610 |
| 14  | 1 | 1:51.956   | 37.687        | 34.455   | 39.814        | 254.7  | 31:19.432 | 14  | 1 | 1:47.142        | 36.569        | 32.280        | 38.293        | 259.0  | 30:49.752 |
|     |   |            |               |          |               |        |           | 15  | 1 | <b>1:46.321</b> | <b>36.301</b> | <b>32.160</b> | <b>37.860</b> | 259.6  | 32:36.073 |

| 84 |   | ANS Motorsport   |               | Ligier JS P320 - Nissan |               |       |           |
|----|---|------------------|---------------|-------------------------|---------------|-------|-----------|
|    |   | 1.Julien LEMOINE |               | LMP3                    |               |       |           |
|    |   | 2.Paul TROJANI   |               |                         |               |       |           |
| 1  | 1 | 2:18.050         | 1:01.630      | 36.495                  | 39.925        | 140.6 | 2:18.050  |
| 2  | 1 | 1:49.373         | 37.689        | 33.122                  | 38.562        | 259.6 | 4:07.423  |
| 3  | 1 | 1:46.776         | 36.825        | 32.351                  | 37.600        | 261.5 | 5:54.199  |
| 4  | 1 | 1:47.060         | 36.944        | 32.392                  | 37.724        | 262.8 | 7:41.259  |
| 5  | 1 | 1:54.189         | 37.915        | 37.749                  | 38.525        | 264.1 | 9:35.448  |
| 6  | 1 | 1:50.789         | 37.055        | 32.384                  | 41.350        | 265.4 | 11:26.237 |
| 7  | 1 | <b>1:46.134</b>  | 36.288        | <b>31.856</b>           | 37.990        | 265.4 | 13:12.371 |
| 8  | 1 | 1:46.228         | <b>36.247</b> | 32.093                  | 37.888        | 264.1 | 14:58.599 |
| 9  | 1 | 1:53.448         | 39.961        | 35.479                  | 38.008        | 238.9 | 16:52.047 |
| 10 | 1 | 1:46.786         | 36.508        | 32.510                  | 37.768        | 266.0 | 18:38.833 |
| 11 | 1 | 1:47.642         | 36.492        | 32.872                  | 38.278        | 264.1 | 20:26.475 |
| 12 | 1 | 2:58.706 B       | 37.692        | 32.911                  | 1:48.103      | 260.2 | 23:25.181 |
| 13 | 1 | 1:57.005         | 44.088        | 33.323                  | 39.594        | 173.1 | 25:22.186 |
| 14 | 1 | 1:46.164         | 36.492        | 31.923                  | 37.749        | 260.2 | 27:08.350 |
| 15 | 1 | 1:49.144         | 38.054        | 33.393                  | 37.697        | 263.4 | 28:57.494 |
| 16 | 1 | 1:46.284         | 36.464        | 31.931                  | 37.889        | 262.1 | 30:43.778 |
| 17 | 1 | 1:46.489         | 36.303        | 32.626                  | <b>37.560</b> | 262.1 | 32:30.267 |

| 85 |   | R-ace GP          |               | Daqueine M30 - D08 - Nissan |               |       |           |
|----|---|-------------------|---------------|-----------------------------|---------------|-------|-----------|
|    |   | 1.Fabien MICHAL   |               | LMP3                        |               |       |           |
|    |   | 2.Hadrien DAVID   |               |                             |               |       |           |
| 1  | 1 | 2:42.052          | 1:18.755      | 38.636                      | 44.661        | 137.8 | 2:42.052  |
| 2  | 1 | 1:55.917          | 39.915        | 34.948                      | 41.054        | 241.6 | 4:37.969  |
| 3  | 1 | 1:47.557          | 36.487        | 31.723                      | 39.347        | 261.5 | 6:25.526  |
| 4  | 1 | 1:45.102          | 36.045        | 31.692                      | 37.365        | 260.9 | 8:10.628  |
| 5  | 1 | 1:44.701          | 35.750        | 31.403                      | 37.548        | 264.1 | 9:55.329  |
| 6  | 1 | 1:53.235          | 36.227        | 37.276                      | 39.732        | 264.1 | 11:48.564 |
| 7  | 1 | 10:41.479 B       | 36.065        | 31.854                      | 9:33.560      | 264.7 | 22:30.043 |
| 8  | 1 | 2:13.267          | 51.056        | 38.092                      | 44.119        | 153.2 | 24:43.310 |
| 9  | 1 | 1:58.389          | 40.930        | 34.443                      | 43.016        | 233.3 | 26:41.699 |
| 10 | 1 | 1:45.402          | 36.104        | 30.922                      | 38.376        | 261.5 | 28:27.101 |
| 11 | 1 | 2:10.640          | 37.714        | 34.903                      | 58.023        | 264.7 | 30:37.741 |
| 12 | 1 | <b>1:43.633</b>   | <b>35.674</b> | <b>30.868</b>               | <b>37.091</b> | 261.5 | 32:21.374 |
| 13 | 1 | <b>5:05.740 B</b> | 37.325        | 1:09.425                    | 3:18.990      | 262.8 | 37:27.114 |

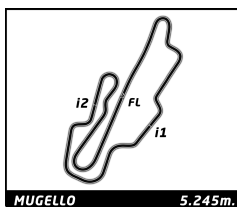
| 87 |   | COOL Racing        |          | Ligier JS P320 - Nissan |          |       |           |
|----|---|--------------------|----------|-------------------------|----------|-------|-----------|
|    |   | 1.James SWEETNAM   |          | LMP3                    |          |       |           |
|    |   | 2.Adrien CLOSMENIL |          |                         |          |       |           |
| 1  | 1 | 4:26.489           | 3:09.895 | 36.688                  | 39.906   | 169.3 | 4:26.489  |
| 2  | 1 | 1:49.154           | 37.472   | 33.253                  | 38.429   | 255.3 | 6:15.643  |
| 3  | 1 | 1:48.004           | 36.893   | 32.597                  | 38.514   | 257.8 | 8:03.647  |
| 4  | 1 | 1:47.609           | 36.693   | 32.515                  | 38.401   | 257.1 | 9:51.256  |
| 5  | 1 | 1:51.355           | 36.748   | 32.790                  | 41.817   | 260.2 | 11:42.611 |
| 6  | 1 | 1:50.471           | 38.163   | 33.136                  | 39.172   | 260.9 | 13:33.082 |
| 7  | 1 | 4:21.700 B         | 40.054   | 35.527                  | 3:06.119 | 259.0 | 17:54.782 |
| 8  | 1 | 2:02.815           | 48.136   | 35.223                  | 39.456   | 162.2 | 19:57.597 |

| 88 |   | AF Corse            |                   | Ferrari 296 GT3 |               |       |           |
|----|---|---------------------|-------------------|-----------------|---------------|-------|-----------|
|    |   | 1.Custodio TOLEDO   |                   | GT3             |               |       |           |
|    |   | 2.Riccardo AGOSTINI |                   |                 |               |       |           |
| 1  | 1 | 3:47.791            | 2:26.212          | 39.067          | 42.512        | 155.2 | 3:47.791  |
| 2  | 1 | 1:53.104            | 38.535            | 34.352          | 40.217        | 252.9 | 5:40.895  |
| 3  | 1 | 8:48.145 B          | 37.997            | 35.710          | 7:34.438      | 254.7 | 14:29.040 |
| 4  | 1 | 2:07.371            | 46.701            | 38.244          | 42.426        | 168.0 | 16:36.411 |
| 5  | 1 | 1:58.523            | 40.013            | 36.824          | 41.686        | 253.5 | 18:34.934 |
| 6  | 1 | 1:56.311            | 40.137            | 36.074          | 40.100        | 254.1 | 20:31.245 |
| 7  | 1 | <del>1:53.692</del> | <del>37.816</del> | 35.706          | 40.170        | 255.3 | 22:24.937 |
| 8  | 1 | 1:51.842            | 38.232            | 34.066          | 39.544        | 255.3 | 24:16.779 |
| 9  | 1 | 1:51.815            | 37.710            | 33.884          | 40.221        | 254.7 | 26:08.594 |
| 10 | 1 | <del>1:50.474</del> | <del>37.581</del> | <b>33.600</b>   | <b>39.293</b> | 253.5 | 27:59.068 |
| 11 | 1 | 1:54.402            | 39.345            | 34.798          | 40.259        | 255.3 | 29:53.470 |
| 12 | 1 | <b>1:50.909</b>     | 37.733            | 33.876          | 39.300        | 254.7 | 31:44.379 |

| 90 |   | Blackthorn      |               | Aston Martin Vantage GT3 EVO |               |       |           |
|----|---|-----------------|---------------|------------------------------|---------------|-------|-----------|
|    |   | 1.James SWIFT   |               | GT3                          |               |       |           |
|    |   | 2.Ross KAISER   |               |                              |               |       |           |
| 1  | 1 | 2:59.359        | 1:31.450      | 41.731                       | 46.178        | 130.6 | 2:59.359  |
| 2  | 1 | 2:01.570        | 42.474        | 36.396                       | 42.700        | 225.0 | 5:00.929  |
| 3  | 1 | 1:57.758        | 38.786        | 35.445                       | 43.527        | 256.5 | 6:58.687  |
| 4  | 1 | 1:53.397        | 37.862        | 36.302                       | 39.233        | 256.5 | 8:52.084  |
| 5  | 1 | 1:52.252        | 37.490        | 34.827                       | 39.935        | 257.8 | 10:44.336 |
| 6  | 1 | 1:50.119        | 37.523        | 33.734                       | 38.862        | 258.4 | 12:34.455 |
| 7  | 1 | <b>1:49.768</b> | <b>37.289</b> | 33.608                       | 38.871        | 257.1 | 14:24.223 |
| 8  | 1 | 2:04.297        | 43.283        | 39.830                       | 41.184        | 257.8 | 16:28.520 |
| 9  | 1 | 3:52.197 B      | 37.660        | <b>33.562</b>                | 2:40.975      | 258.4 | 20:20.717 |
| 10 | 1 | 2:03.184        | 47.618        | 35.962                       | 39.604        | 152.3 | 22:23.901 |
| 11 | 1 | 1:50.680        | 37.977        | 33.712                       | 38.991        | 257.8 | 24:14.581 |
| 12 | 1 | 1:51.723        | 37.900        | 34.263                       | 39.560        | 257.8 | 26:06.304 |
| 13 | 1 | 1:50.932        | 37.576        | 34.080                       | 39.276        | 256.5 | 27:57.236 |
| 14 | 1 | 1:54.610        | 37.776        | 35.906                       | 40.928        | 256.5 | 29:51.846 |
| 15 | 1 | 1:50.759        | 37.874        | 34.040                       | <b>38.845</b> | 255.9 | 31:42.605 |

| 91 |   | Blackthorn          |          | Aston Martin Vantage GT3 EVO |               |       |           |
|----|---|---------------------|----------|------------------------------|---------------|-------|-----------|
|    |   | 1.Claude BOVET      |          | GT3                          |               |       |           |
|    |   | 2.David MCDONALD    |          |                              |               |       |           |
| 1  | 1 | 3:34.337            | 2:08.084 | 42.587                       | 43.666        | 145.0 | 3:34.337  |
| 2  | 1 | 2:03.473            | 41.893   | 38.408                       | 43.172        | 250.6 | 5:37.810  |
| 3  | 1 | 2:00.233            | 40.569   | 37.328                       | 42.336        | 254.7 | 7:38.043  |
| 4  | 1 | 2:04.106            | 40.611   | 40.508                       | 42.987        | 229.8 | 9:42.149  |
| 5  | 1 | 1:53.430            | 38.800   | 34.790                       | 39.840        | 255.9 | 11:35.579 |
| 6  | 1 | 1:57.402            | 38.606   | 36.263                       | 42.533        | 257.1 | 13:32.981 |
| 7  | 1 | 1:54.244            | 39.458   | 35.144                       | 39.642        | 256.5 | 15:27.225 |
| 8  | 1 | <del>1:53.049</del> | 38.338   | <del>34.939</del>            | 39.772        | 257.8 | 17:20.274 |
| 9  | 1 | 1:54.818            | 38.579   | 36.487                       | 39.752        | 258.4 | 19:15.092 |
| 10 | 1 | <b>1:52.942</b>     | 38.742   | 34.681                       | <b>39.519</b> | 259.0 | 21:08.034 |

# LE MANS CUP



## Michelin Le Mans Cup Mugello Round Bronze Driver Collective Test

MUGELLO 5.245m. Sector Analysis

Lap under Red Flag   Invalidated Lap   Personal Best   Session Best   B Crossing the pit lane

| Lap | D | Time              | Sector 1 | Sector 2 | Sector 3 | T. Spd | Elapsed   | Lap | D | Time | Sector 1 | Sector 2 | Sector 3 | T. Spd | Elapsed |
|-----|---|-------------------|----------|----------|----------|--------|-----------|-----|---|------|----------|----------|----------|--------|---------|
| 11  | 1 | 1:54.098          | 39.559   | 34.459   | 40.080   | 226.9  | 23:02.132 |     |   |      |          |          |          |        |         |
| 12  | 1 | 4:43.644 <b>B</b> | 38.592   | 35.313   | 3:29.739 | 257.8  | 27:45.776 |     |   |      |          |          |          |        |         |
| 13  | 1 | 2:00.195          | 45.915   | 34.661   | 39.619   | 172.2  | 29:45.971 |     |   |      |          |          |          |        |         |
| 14  | 1 | 1:53.168          | 37.897   | 35.359   | 39.912   | 256.5  | 31:39.139 |     |   |      |          |          |          |        |         |
| 15  | 1 | 5:19.503 <b>B</b> | 38.194   | 36.588   | 4:04.721 | 257.1  | 36:58.642 |     |   |      |          |          |          |        |         |

|           |                    |                         |
|-----------|--------------------|-------------------------|
| <b>97</b> | <b>COOL Racing</b> | Ligier JS P320 - Nissan |
|           | 1. Adrien CHILA    | LMP3                    |
|           | 2. David DROUX     |                         |

|    |   |                     |                   |        |          |       |           |
|----|---|---------------------|-------------------|--------|----------|-------|-----------|
| 1  | 1 | 2:30.014            | 1:10.663          | 36.322 | 43.029   | 126.9 | 2:30.014  |
| 2  | 1 | 1:50.734            | 37.998            | 33.612 | 39.124   | 259.0 | 4:20.748  |
| 3  | 1 | 1:46.915            | 36.994            | 32.365 | 37.556   | 260.9 | 6:07.663  |
| 4  | 1 | 1:46.449            | 36.545            | 32.092 | 37.812   | 262.1 | 7:54.112  |
| 5  | 1 | 1:50.776            | 36.440            | 32.300 | 42.036   | 264.1 | 9:44.888  |
| 6  | 1 | 3:58.777 <b>B</b>   | 36.707            | 35.293 | 2:46.777 | 264.1 | 13:43.665 |
| 7  | 1 | 2:00.734            | 47.955            | 34.166 | 38.613   | 167.2 | 15:44.399 |
| 8  | 1 | 1:48.575            | 36.386            | 32.431 | 39.758   | 259.0 | 17:32.974 |
| 9  | 1 | 1:47.242            | 36.122            | 33.094 | 38.026   | 262.1 | 19:20.216 |
| 10 | 1 | 1:48.171            | 35.916            | 32.863 | 39.392   | 264.1 | 21:08.387 |
| 11 | 1 | 1:51.987            | 36.644            | 32.098 | 43.245   | 264.1 | 23:00.374 |
| 12 | 1 | 1:44.204            | 35.693            | 31.309 | 37.202   | 263.4 | 24:44.578 |
| 13 | 1 | 1:51.546            | 35.871            | 31.526 | 44.149   | 264.1 | 26:36.124 |
| 14 | 1 | <del>1:50.436</del> | <del>35.491</del> | 32.548 | 42.397   | 261.5 | 28:26.560 |
| 15 | 1 | 1:46.903            | 35.720            | 33.498 | 37.685   | 262.8 | 30:13.463 |
| 16 | 1 | 1:47.165            | 36.009            | 31.964 | 39.192   | 262.1 | 32:00.628 |

|           |                         |                         |
|-----------|-------------------------|-------------------------|
| <b>99</b> | <b>More Motorsport</b>  | Ligier JS P320 - Nissan |
|           | 1. Mark VAN DER SNEL    | LMP3                    |
|           | 2. Max VAN DER SNEL JR. |                         |

|    |   |                     |                   |        |        |       |           |
|----|---|---------------------|-------------------|--------|--------|-------|-----------|
| 1  | 1 | 2:36.348            | 1:16.634          | 37.952 | 41.762 | 143.4 | 2:36.348  |
| 2  | 1 | 1:54.242            | 39.175            | 35.830 | 39.237 | 256.5 | 4:30.590  |
| 3  | 1 | <del>1:48.781</del> | <del>37.580</del> | 32.873 | 38.328 | 257.8 | 6:19.371  |
| 4  | 1 | 1:47.870            | 37.021            | 32.596 | 38.253 | 259.0 | 8:07.241  |
| 5  | 1 | 1:47.019            | 36.762            | 32.136 | 38.121 | 260.2 | 9:54.260  |
| 6  | 1 | 1:48.538            | 36.685            | 33.020 | 38.833 | 260.9 | 11:42.798 |
| 7  | 1 | 1:48.840            | 37.135            | 32.615 | 39.090 | 265.4 | 13:31.638 |
| 8  | 1 | 2:08.610            | 45.309            | 33.237 | 50.064 | 264.1 | 15:40.248 |
| 9  | 1 | 2:08.381 <b>B</b>   | 37.005            | 32.650 | 58.726 | 257.8 | 17:48.629 |
| 10 | 1 | 5:21.026            | 4:05.926          | 35.968 | 39.132 | 166.7 | 23:09.655 |
| 11 | 1 | 1:48.493            | 37.365            | 32.928 | 38.200 | 258.4 | 24:58.148 |
| 12 | 1 | 1:46.827            | 36.889            | 32.047 | 37.891 | 260.2 | 26:44.975 |
| 13 | 1 | 1:46.689            | 36.795            | 32.142 | 37.752 | 260.2 | 28:31.664 |
| 14 | 1 | 1:46.943            | 36.437            | 32.001 | 38.505 | 262.1 | 30:18.607 |
| 15 | 1 | <del>1:50.997</del> | <del>37.118</del> | 33.853 | 40.026 | 262.1 | 32:09.604 |