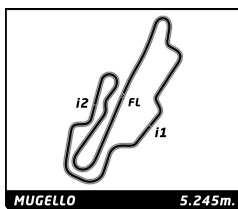




# LE MANS CUP



## Michelin Le Mans Cup Mugello Round Free Practice 2

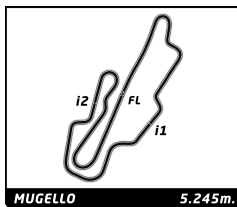
MUGELLO 5.245m. Sector Analysis

Lap under Red Flag   Invalidated Lap   Personal Best   Session Best   Crossing the pit lane

Lap	D	Time	Sector 1	Sector 2	Sector 3	T. Spd	Elapsed	Lap	D	Time	Sector 1	Sector 2	Sector 3	T. Spd	Elapsed
<b>2</b>		<b>CD Sport</b>	Ligier JS P320 - Nissan			LMP3		<b>10</b>		<b>Racing Spirit of Leman</b>	Ligier JS P320 - Nissan			LMP3	
		1.Shahan SARKISSIAN								1.Christophe LAPIERRE					
		2.Willyam GOSELIN								2.Marius FOSSARD					
1	2	4:19.801	2:15.853	44.210	1:19.738	159.1	4:19.801	1	2	2:37.568	1:13.056	41.611	42.901	126.3	2:37.568
2	2	3:21.526	1:20.471	1:12.492	48.563	79.6	7:41.327	2	2	3:26.131	49.365	1:11.767	1:24.999	251.2	6:03.699
3	2	2:12.664	45.764	42.361	44.539	247.7	9:53.991	3	2	2:36.197	1:11.946	41.462	42.789	79.4	8:39.896
4	2	2:13.155	46.212	<b>42.143</b>	44.800	251.7	12:07.146	4	2	<b>2:06.096</b>	<b>43.373</b>	<b>40.093</b>	<b>42.630</b>	251.2	10:45.992
5	2	<b>2:12.185</b>	<b>45.619</b>	42.215	<b>44.351</b>	251.2	14:19.331	5	2	2:07.419	43.863	40.562	42.994	252.3	12:53.411
6	2	2:14.475	46.672	42.713	45.090	252.3	16:33.806	6	2	2:06.742	43.449	40.453	42.840	252.9	15:00.153
7	2	6:51.691 <b>B</b>	46.315	43.054	5:22.322	252.9	23:25.497	7	2	4:25.837 <b>B</b>	43.820	40.259	3:01.758	254.7	19:25.990
8	2	2:21.332	52.729	42.919	45.684	167.7	25:46.829	8	1	2:27.788	57.056	44.049	46.683	155.6	21:53.778
9	2	2:14.672	46.149	43.222	45.301	253.5	28:01.501	9	1	2:15.412	46.511	43.040	45.861	249.4	24:09.190
10	2	2:13.923	45.812	43.192	44.919	253.5	30:15.424	10	1	2:15.849	47.339	43.448	45.062	249.4	26:25.039
11	2	4:40.691 <b>B</b>	46.170	43.781	3:10.740	254.1	34:56.115	11	1	2:14.961	46.251	43.645	45.065	249.4	28:40.000
<b>6</b>		<b>ANS Motorsport</b>	Ligier JS P320 - Nissan			LMP3									
		1.Eric DE DONCKER													
		2.Nicolas SCHATZ													
1	2	2:50.279	1:19.764	43.522	46.993	138.1	2:50.279	12	1	2:14.240	46.248	42.480	45.512	248.8	30:54.240
2	2	3:36.637	58.277	1:12.419	1:25.941	238.9	6:26.916	13	1	2:13.748	45.968	42.787	44.993	248.8	33:07.988
3	2	2:32.152	1:05.487	42.047	44.618	79.4	8:59.068	14	1	2:13.547	45.768	42.809	44.970	248.8	35:21.535
4	2	2:10.099	45.164	41.153	43.782	252.9	11:09.167	15	1	2:43.051 <b>B</b>	46.461	45.690	1:10.900	249.4	38:04.586
5	2	2:10.318	46.094	41.066	43.158	235.8	13:19.485	16	2	5:06.646	2:54.413	1:11.494	1:00.739	79.6	43:11.232
6	2	2:07.565	<b>43.878</b>	40.757	42.930	253.5	15:27.050	17	2	2:11.868	45.482	41.923	44.463	248.3	45:23.100
7	2	<b>2:07.376</b>	44.261	<b>40.567</b>	<b>42.548</b>	252.9	17:34.426	18	2	2:34.162	44.736	43.386	1:06.040	248.8	47:57.262
8	2	8:34.508 <b>B</b>	43.951	40.602	7:09.955	253.5	26:08.934	19	2	3:29.882	1:19.289	1:11.490	59.103	79.6	51:27.144
9	2	2:18.554	51.959	42.101	44.494	168.5	28:27.488	20	2	2:10.386	45.224	41.688	43.474	250.6	53:37.530
10	2	2:10.422	44.590	41.883	43.949	248.8	30:37.910	21	2	2:09.942	44.873	41.492	43.577	249.4	55:47.472
11	2	2:12.784	44.902	43.424	44.458	253.5	32:50.694	22	2	2:12.533	45.732	41.795	45.006	250.6	58:00.005
12	2	2:09.240	44.195	41.339	43.706	252.3	34:59.934	23	2	2:09.275	44.659	41.336	43.280	250.0	1:00:09.280
13	2	2:09.360	44.450	41.406	43.504	252.3	37:09.294								
14	2	13:06.733 <b>B</b>	45.298	1:00.200	...	254.1	50:16.027								
15	2	2:34.734	1:09.400	41.739	43.595	79.6	52:50.761								
16	2	2:12.909	44.407	42.191	46.311	248.3	55:03.670								
17	2	2:09.591	44.414	41.833	43.344	248.8	57:13.261								
18	2	2:11.090	45.728	41.364	43.998	250.0	59:24.351								
19	2	2:08.725	44.274	41.441	43.010	250.0	1:01:33.076								
<b>7</b>		<b>Nielsen Racing</b>	Ligier JS P320 - Nissan			LMP3									
		1.Anthony WELLS													
		2.Wayne BOYD													
1	1	3:04.389	1:28.247	49.373	46.769	137.1	3:04.389								
2	1	3:42.933	1:03.166	1:13.005	1:26.762	229.8	6:47.322								
3	1	2:28.105	58.281	43.583	46.241	115.9	9:15.427								
4	1	2:13.891	47.145	42.566	44.180	250.0	11:29.318								
5	1	2:13.066	46.045	42.615	44.406	252.9	13:42.384								
6	1	2:10.040	45.366	41.208	43.466	253.5	15:52.424								
7	1	2:10.212	45.332	40.938	43.942	251.7	18:02.636								
8	1	<b>2:09.420</b>	45.397	<b>40.653</b>	<b>43.370</b>	253.5	20:12.056								
9	1	2:35.216	45.810	50.602	58.804	252.9	22:47.272								
10	1	4:56.523 <b>B</b>	45.439	43.299	3:27.785	251.2	27:43.795								
11	2	2:19.030	52.110	41.713	45.207	172.2	30:02.825								
12	2	<del>2:11.127</del>	<b>44.927</b>	41.228	<del>44.972</del>	252.9	32:13.952								
13	2	<del>2:12.005</del>	<del>44.610</del>	42.807	44.588	250.6	34:25.957								
<b>11</b>		<b>CD Sport</b>	Ligier JS P320 - Nissan			LMP3		<b>12</b>		<b>Kessel Racing</b>	Ferrari 296 GT3			GT3	
		1.Christian SHORT								1.Frederic JOUSSET					
		2.Franck CHAPPARD								2.David Cleto FUMANELLI					
1	2	5:05.787	2:44.387	54.810	1:26.590	138.3	5:05.787	1	2	5:47.045 <b>B</b>	1:44.494	42.197	3:20.354	153.8	5:47.045
2	2	3:07.446	1:20.917	59.795	46.734	79.2	8:13.233	2	2	2:45.900	1:18.411	43.146	44.343	79.5	8:32.945
3	2	2:18.180	46.296	44.337	47.547	246.6	10:31.413	3	2	<b>2:10.282</b>	<b>44.238</b>	<b>41.743</b>	<b>44.301</b>	248.8	10:43.227
4	2	5:34.877 <b>B</b>	46.635	43.338	4:04.904	248.8	16:06.290	4	2	<del>2:10.745</del>	<del>44.331</del>	41.957	44.457	248.8	12:53.972
5	2	2:24.048	53.616	44.758	45.674	160.0	18:30.338								
6	2	2:16.288	46.397	44.480	45.411	251.2	20:46.626								
7	2	<b>2:14.402</b>	45.547	43.658	45.197	252.3	23:01.028								
8	2	2:16.359	45.938	44.201	46.220	251.7	25:17.387								
9	2	2:16.872	45.965	44.090	46.817	252.3	27:34.259								
10	2	4:53.219 <b>B</b>	46.118	43.327	3:23.774	251.2	32:27.478								
11	2	2:19.656	51.920	<b>42.583</b>	<b>45.153</b>	168.7	34:47.134								
12	2	2:21.128	46.215	44.356	50.557	254.1	37:08.262								
13	2	5:38.173 <b>B</b>	<b>45.440</b>	58.311	3:54.422	251.2	42:46.435								
14	2	2:47.987	1:04.419	49.972	53.596	95.0	45:34.422								
15	2	2:57.916	48.000	46.948	1:22.968	237.9	48:32.338								
16	2	3:20.003	1:20.623	1:11.150	48.230	78.9	51:52.341								
17	2	2:18.463	46.970	44.730	46.763	248.8	54:10.804								



# LE MANS CUP

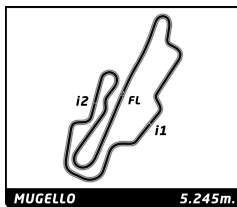


## Michelin Le Mans Cup Mugello Round Free Practice 2

### Sector Analysis

Lap under Red Flag								Invalidated Lap		Personal Best		Session Best		B Crossing the pit lane	
Lap	D	Time	Sector 1	Sector 2	Sector 3	T. Spd	Elapsed	Lap	D	Time	Sector 1	Sector 2	Sector 3	T. Spd	Elapsed
<b>13</b> MRacing Ligier JS P320 - Nissan															
1. Romano RICCI LMP3															
2. Alexandre COUGNAUD															
1	2	4:38.050	B	45.965	45.358	3:06.727	250.0	17:32.022							
6	1	2:26.550		56.135	43.661	46.754	139.2	19:58.572							
7	1	2:19.800		46.248	45.167	48.385	247.7	22:18.372							
8	1	2:20.587		46.737	44.947	48.903	246.6	24:38.959							
9	1	2:22.261		47.803	45.935	48.523	241.6	27:01.220							
10	1	2:21.141		47.709	45.521	47.911	233.3	29:22.361							
11	1	2:20.917		47.519	45.249	48.149	247.7	31:43.278							
12	1	2:20.905		47.516	45.921	47.468	244.9	34:04.183							
13	1	2:21.614		48.317	45.520	47.777	248.8	36:25.797							
<b>18</b> High Class Racing Porsche 911 GT3 R (992)															
1. Nicholas JONES GT3															
2. Sven MÜLLER															
1	2	5:17.727		2:59.223	56.967	1:21.537	144.2	5:17.727							
2	2	3:00.127		1:19.387	53.559	47.181	80.7	8:17.854							
3	2	2:15.715		46.986	42.729	46.000	251.2	10:33.569							
4	2	2:13.789		46.249	42.507	45.033	253.5	12:47.358							
5	2	2:12.474		46.058	41.850	44.566	253.5	14:59.832							
<b>20</b> High Class Racing Ligier JS P320 - Nissan															
1. Jens Reno MOLLER LMP3															
2. Tommy FOSTER															
1	2	2:28.375		1:02.335	42.108	43.932	132.7	2:28.375							
2	2	3:25.300		44.572	1:08.312	1:32.416	240.5	5:53.675							
3	2	2:44.829		1:16.337	41.169	47.323	79.0	8:38.504							
4	2	2:06.094		42.854	40.542	42.698	251.7	10:44.598							
5	2	4:53.514	B	43.897	45.180	3:24.437	252.9	15:38.112							
6	1	2:19.986		52.546	42.638	44.802	169.0	17:58.098							
7	1	2:11.609		45.593	41.821	44.195	247.7	20:09.707							
8	1	5:49.118	B	45.042	43.148	4:20.928	250.6	25:58.825							
9	2	5:04.248	B	56.179	44.571	3:23.498	130.9	31:03.073							
10	2	17:10.848	B	51.823	42.594	...	174.5	48:13.921							
<b>23</b> Biogas Motorsport Ferrari 296 GT3															
1. Josep MAYOLA COMADIR GT3															
2. Marc CAROL YBARRA															
1	2	9:34.467		8:05.482	43.481	45.504	161.4	9:34.467							
2	2	2:11.104		44.754	42.013	44.337	248.8	11:45.571							
3	2	2:10.950		44.685	42.100	44.165	252.3	13:56.521							
4	2	2:11.488		45.396	41.738	44.354	252.9	16:08.009							
5	2	2:11.341		45.284	41.997	44.060	252.9	18:19.350							
<b>24</b> Steller Motorsport Audi R8 LMS															
1. Andrew BENTLEY GT3															
2. Sennan FIELDING															
1	2	7:13.942		4:42.176	1:12.917	1:18.849	78.1	7:13.942							
2	2	2:12.427		45.480	42.444	44.503	244.3	9:26.369							
3	2	2:09.783		44.457	41.278	44.048	249.4	11:36.152							
4	2	2:09.499		44.397	41.006	44.096	250.6	13:45.651							
5	2	6:18.826	B	43.684	40.822	4:54.320	251.2	20:04.477							
6	2	2:20.070		50.466	44.693	44.911	171.4	22:24.547							
7	2	2:12.930		44.208	42.785	45.937	250.6	24:37.477							
8	2	5:56.072	B	47.489	46.207	4:22.376	246.6	30:33.549							
9	1	2:27.310		54.096	45.582	47.632	160.0	33:00.859							
10	1	2:18.439		46.652	44.604	47.183	248.8	35:19.298							
11	1	5:00.710	B	47.319	46.277	3:27.114	248.8	40:20.008							
12	1	3:17.388		1:18.717	1:10.473	48.198	77.7	43:37.396							
13	1	2:20.410		46.929	45.519	47.962	247.7	45:57.806							
<b>26</b> Bretton Racing Ligier JS P320 - Nissan															
1. Jamie FALVEY LMP3															
2. Dan SKOCDPOLE															
1	1	3:49.076		1:59.416	43.956	1:05.704	131.9	3:49.076							
2	1	3:37.798		1:21.419	1:13.134	1:03.245	78.7	7:26.874							
3	1	2:13.767		45.878	42.337	45.552	245.5	9:40.641							
4	1	2:12.448		45.987	41.858	44.603	247.7	11:53.089							
5	1	2:11.292		45.641	41.273	44.378	250.0	14:04.381							
6	1	2:12.730		45.614	42.530	44.586	248.8	16:17.111							
7	1	2:17.084		45.128	41.789	44.167	250.0	18:28.195							
8	1	2:11.498		45.268	41.794	44.436	250.0	20:39.693							
9	1	4:26.402	B	45.269	47.529	2:53.604	250.6	25:06.095							
10	1	2:25.612		55.928	43.616	46.068	136.7	27:31.707							
11	1	2:14.069		45.684	42.922	45.463	249.4	29:45.776							
12	1	4:32.198	B	48.189	42.832	3:01.177	180.0	34:17.974							
13	2	2:28.851		55.852	45.513	47.486	137.2	36:46.825							
14	2	2:58.490		46.005	47.408	1:25.077	250.0	39:45.315							
15	2	3:28.486		1:19.084	1:11.499	57.903	79.1	43:13.801							
16	2	2:16.430		45.917	43.202	47.311	247.7	45:30.231							
17	2	2:47.794		45.973	43.853	1:17.968	249.4	48:18.025							
18	2	3:22.179		1:19.691	1:11.775	50.713	78.8	51:40.204							
19	2	2:15.395		46.161	42.992	46.242	249.4	53:55.599							
20	2	2:14.525		45.954	43.503	45.068	250.6	56:10.124							
21	2	2:15.166		47.490	42.737	44.939	250.6	58:25.290							
22	2	2:12.793		45.623	42.467	44.703	251.2	1:00:38.083							
<b>27</b> P4 Racing Ligier JS P320 - Nissan															
1. Andrew FERGUSON LMP3															
2. Louis HAMILTON-SMITH															
1	1	3:14.815		1:34.821	48.509	51.485	120.0	3:14.815							

# LE MANS CUP

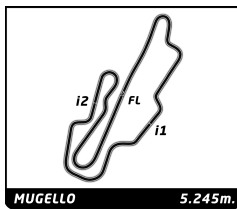


## Michelin Le Mans Cup Mugello Round Free Practice 2

### Sector Analysis

Lap under Red Flag							Invalidated Lap		Personal Best		Session Best		B Crossing the pit lane		
Lap	D	Time	Sector 1	Sector 2	Sector 3	T. Spd	Elapsed	Lap	D	Time	Sector 1	Sector 2	Sector 3	T. Spd	Elapsed
2	1	3:54.789	1:22.046	1:13.097	1:19.646	79.5	7:09.604	19	2	2:12.661	45.365	42.675	44.621	249.4	58:23.683
3	1	2:24.935	51.635	45.881	47.419	195.7	9:34.539	20	2	2:12.316	45.274	42.598	44.444	251.2	1:00:35.999
4	1	2:22.113	48.217	45.516	48.380	213.9	11:56.652	<b>34 Inter Europol Competition</b> Ligier JS P320 - Nissan LMP3							
5	1	2:20.346	47.995	44.547	47.804	236.3	14:16.998	1. Alexander BUKHANTSOV							
6	1	2:22.402	49.025	46.138	47.239	245.5	16:39.400	2. Rik KOEN							
7	1	4:27.202	47.153	44.661	2:55.388	248.3	21:06.602	1	2	2:19.146	54.772	41.480	42.894	150.6	2:19.146
8	2	2:23.311	53.432	44.433	45.446	163.1	23:29.913	2	2	3:07.738	43.675	58.740	1:25.323	251.7	5:26.884
9	2	2:16.262	46.304	44.346	45.612	250.0	25:46.175	3	2	2:50.000	1:18.962	48.223	42.815	80.3	8:16.884
10	2	2:14.278	45.663	43.683	44.932	251.2	28:00.453	4	2	2:06.850	43.848	40.382	42.620	251.2	10:23.734
11	2	2:13.843	46.025	42.939	44.879	251.2	30:14.296	5	2	2:05.753	43.751	39.809	42.193	253.5	12:29.487
12	2	7:18.813	46.303	44.360	5:48.150	252.3	37:33.109	6	2	2:06.934	44.616	40.113	42.205	255.3	14:36.421
13	2	6:19.178	1:03.744	1:11.613	4:03.821	155.2	43:52.287	7	2	4:46.129	44.164	40.233	3:21.732	254.7	19:22.550
14	1	7:30.125	57.591	5:21.681	1:10.853	139.0	51:22.412	8	2	2:13.841	50.819	40.388	42.634	175.6	21:36.391
<b>28 MV2S Racing</b> Ligier JS P320 - Nissan LMP3							1. Terrence WOODWARD								
2. Viacheslav GUTAK							2:19.146								
1	2	11:31.497	7:05.354	56.209	3:29.934	156.3	11:31.497	9	2	2:07.255	43.757	40.394	43.104	254.1	23:43.646
2	2	2:23.886	54.582	44.026	45.278	157.0	13:55.383	10	2	5:33.163	45.569	42.791	4:04.803	254.1	29:16.809
3	2	2:15.839	48.107	42.619	45.113	242.7	16:11.222	11	1	2:29.845	59.322	43.953	46.570	129.5	31:46.654
4	2	2:12.772	46.351	42.220	44.201	253.5	18:23.994	12	1	2:17.794	46.868	43.921	47.005	253.5	34:04.448
5	2	2:12.968	46.331	42.460	44.177	253.5	20:36.962	13	1	9:18.914	46.299	44.558	7:48.057	250.6	43:23.362
6	2	2:16.283	46.741	44.099	45.443	253.5	22:53.245	<b>43 Inter Europol Competition</b> Ligier JS P320 - Nissan LMP3							
7	2	2:20.178	47.891	44.137	48.150	251.2	25:13.423	1. Timothy CRESWICK							
8	2	6:05.704	47.348	43.713	4:34.643	250.6	31:19.127	2. Daniel ALI							
9	2	2:23.450	54.945	43.314	45.191	157.9	33:42.577	1	2	2:27.524	1:01.666	42.485	43.373	138.1	2:27.524
10	2	2:16.049	47.303	43.595	45.151	251.2	35:58.626	2	2	3:18.013	44.757	1:08.253	1:25.003	251.2	5:45.537
11	2	11:35.887	46.457	44.330	...	252.3	47:34.513	3	2	2:44.623	1:19.489	42.159	42.975	79.6	8:30.160
12	2	3:40.453	1:20.564	1:11.591	1:08.298	79.9	51:14.966	4	2	2:08.627	44.732	40.610	43.285	252.9	10:38.787
13	2	2:14.753	46.030	43.499	45.224	250.6	53:29.719	5	2	2:11.136	44.699	41.835	44.602	252.3	12:49.923
14	2	2:16.602	46.398	44.419	45.785	251.2	55:46.321	6	2	2:10.550	44.929	41.912	43.709	254.1	15:00.473
15	2	2:17.496	46.874	44.704	45.918	251.7	58:03.817	7	2	2:11.381	45.715	41.481	44.185	254.1	17:11.854
16	2	2:15.639	46.780	43.844	45.015	251.7	1:00:19.456	8	2	4:48.372	45.527	41.992	3:20.853	254.7	22:00.226
<b>29 MV2S Racing</b> Ligier JS P320 - Nissan LMP3							1. Jacek ZIELONKA								
2. Maximus MAYER							1:25.003								
1	1	2:37.245	1:10.287	42.501	44.457	124.4	2:37.245	9	2	2:21.962	54.126	42.753	45.083	169.8	24:22.188
2	1	3:27.627	50.525	1:11.654	1:25.448	248.3	6:04.872	10	2	2:12.077	45.090	42.054	44.933	252.9	26:34.265
3	1	2:38.394	1:12.207	42.066	44.121	79.8	8:43.266	11	2	2:14.392	45.967	43.410	45.015	252.3	28:48.657
4	1	2:10.868	45.573	41.039	44.256	250.6	10:54.134	12	2	2:12.169	45.599	41.748	44.822	251.2	31:00.826
5	1	2:09.875	45.018	40.975	43.882	251.2	13:04.009	13	2	2:10.704	44.961	41.542	44.201	253.5	33:11.530
6	1	2:09.544	44.663	41.266	43.615	250.6	15:13.553	14	2	5:11.206	45.517	1:00.752	3:24.937	250.6	38:22.736
7	1	2:12.025	46.796	41.146	44.083	251.7	17:25.578	15	2	3:56.380	1:19.258	1:11.419	1:25.703	79.6	42:19.116
8	1	2:09.572	44.996	41.462	43.114	252.3	19:35.150	16	2	2:34.846	1:06.789	42.942	45.115	79.8	44:53.962
9	1	2:11.951	45.012	41.673	45.266	253.5	21:47.101	17	2	4:54.933	45.883	46.124	3:22.926	250.6	49:48.895
10	1	5:36.050	45.112	41.498	4:09.440	252.9	27:23.151	18	1	2:54.023	1:18.098	48.095	47.830	79.7	52:42.918
11	2	2:23.409	52.219	42.332	48.858	168.2	29:46.560	<b>44 Team Virage</b> Ligier JS P320 - Nissan LMP3							
12	2	2:13.519	45.610	42.817	45.092	250.6	32:00.079	1. Georgios KOLOVOS							
13	2	2:13.191	45.666	42.776	44.749	249.4	34:13.270	2. Mihnea STEFAN							
14	2	2:13.837	45.604	42.697	45.536	248.8	36:27.107	1	2	5:06.532	1:05.193	41.345	3:19.994	155.6	5:06.532
15	2	11:56.959	45.829	43.549	...	249.4	48:24.066	2	2	4:40.518	1:18.790	58.235	2:23.493	79.6	9:47.050
16	2	3:17.863	1:17.773	1:10.967	49.123	79.9	51:41.929	3	2	2:27.364	53.193	42.383	51.788	170.6	12:14.414
17	2	2:14.715	45.699	43.467	45.549	248.8	53:56.644	4	2	2:07.542	43.614	40.791	43.137	250.0	14:21.956
18	2	2:14.378	45.869	43.370	45.139	248.8	56:11.022	5	2	2:08.178	44.277	41.334	42.567	251.2	16:30.134
							6:2 2:06.021 43.651 39.684 42.686 252.3 18:36.155								
							7:2 3:44.420 43.840 40.226 2:20.354 251.2 22:20.575								
							8:1 2:26.360 57.084 43.889 45.387 119.3 24:46.935								
							9:1 2:13.551 45.375 42.847 45.329 250.6 27:00.486								
							10:1 2:14.302 45.654 42.920 45.728 250.6 29:14.788								
							11:1 13:45.200 45.817 43.005 ... 232.8 42:59.988								

# LE MANS CUP



## Michelin Le Mans Cup Mugello Round Free Practice 2

### Sector Analysis

Lap under Red Flag    Invalidated Lap    Personal Best    Session Best    Crossing the pit lane

Lap	D	Time	Sector 1	Sector 2	Sector 3	T. Spd	Elapsed	Lap	D	Time	Sector 1	Sector 2	Sector 3	T. Spd	Elapsed
12	1	2:23.388	52.805	43.682	46.901	161.9	45:23.376	3	2	2:05.403	43.474	39.763	42.166	251.2	11:19.307
13	1	2:35.532	45.594	43.122	1:06.816	245.5	47:58.908	4	2	2:06.492	43.405	40.501	42.586	254.7	13:25.799
14	1	3:29.891	1:19.259	1:11.745	58.887	80.2	51:28.799	5	2	5:10.177 B	43.873	39.723	3:46.581	254.7	18:35.976
15	1	2:12.338	44.932	42.683	44.723	248.3	53:41.137	6	1	2:32.171	58.590	44.819	48.762	125.0	21:08.147
16	1	3:45.972 B	45.577	42.491	2:17.904	249.4	57:27.109	7	1	2:19.628	47.332	44.300	47.996	225.5	23:27.775
17	1	2:18.414	51.222	42.519	44.673	173.1	59:45.523	8	1	2:22.091	47.776	46.246	48.069	244.3	25:49.866
18	1	2:10.596	45.097	42.126	43.373	250.6	1:01:56.119	9	1	2:22.908	48.827	46.182	47.899	247.7	28:12.774

50		Reiter Engineering		Ligier JS P320 - Nissan			
		1.Horst FELBERMAYR		LMP3			
		2.Miklas BORN					
1	1	2:46.767	1:12.849	45.805	48.113	121.2	2:46.767
2	1	3:35.878	59.033	1:11.657	1:25.188	224.1	6:22.645
3	1	2:37.627	1:06.907	44.417	46.303	80.1	9:00.272
4	1	2:16.471	47.422	44.083	44.966	243.8	11:16.743
5	1	2:14.785	45.855	43.556	45.374	252.9	13:31.528
6	1	2:14.538	46.625	43.148	44.765	254.1	15:46.066
7	1	2:13.252	46.994	42.104	44.154	232.3	17:59.318
8	1	2:11.830	45.499	42.240	44.091	254.1	20:11.148
9	1	4:20.990 B	45.603	43.736	2:51.651	254.7	24:32.138
10	2	2:37.311	1:02.311	46.095	48.905	110.5	27:09.449
11	2	2:21.574	49.240	46.233	46.101	252.9	29:31.023
12	2	2:17.504	46.511	44.749	46.244	252.3	31:48.527
13	2	2:18.491	47.283	44.973	46.235	244.3	34:07.018
14	2	5:08.633 B	47.834	45.390	3:35.409	254.7	39:15.651
15	2	3:40.703	1:18.045	1:10.648	1:12.010	80.4	42:56.354
16	2	2:17.680	47.328	44.454	45.898	245.5	45:14.034
17	2	2:49.239	46.896	49.222	1:13.121	252.3	48:03.273
18	2	3:27.249	1:18.323	1:10.598	58.328	80.5	51:30.522
19	2	2:19.993	47.524	46.079	46.390	252.9	53:50.515
20	2	2:16.859	47.088	44.199	45.572	251.7	56:07.374
21	2	2:21.105	46.339	44.396	50.370	252.9	58:28.479
22	2	2:16.904	46.937	44.216	45.751	252.3	1:00:45.383

59		Team Virage		Ligier JS P320 - Nissan			
		1.Oscar BITTAR		LMP3			
		2.Ricardo GRACIA FILHO					
1	2	5:44.739 B	1:19.320	43.188	3:42.231	138.6	5:44.739
2	2	4:45.902 B	1:19.479	41.458	2:44.965	79.8	10:30.641
3	1	4:09.410 B	52.035	41.887	2:35.488	171.7	14:40.051
4	2	2:13.466	50.967	40.306	42.193	168.7	16:53.517
5	2	2:06.071	43.622	39.776	42.673	251.2	18:59.588
6	2	2:06.319	43.616	40.030	42.673	254.1	21:05.907
7	2	2:06.916	43.569	40.320	43.027	251.7	23:12.823
8	2	21:38.021 B	44.108	41.127	...	253.5	44:50.844
9	1	2:28.582	54.322	45.064	49.196	168.0	47:19.426
10	1	3:52.181	1:19.201	1:11.544	1:21.436	79.5	51:11.607
11	1	2:16.928	46.867	44.832	45.229	238.9	53:28.535
12	1	2:16.165	46.570	44.531	45.064	250.6	55:44.700
13	1	2:15.657	46.298	43.347	46.012	250.0	58:00.357

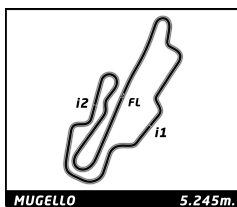
66		Rinaldi Racing		Ligier JS P320 - Nissan			
		1.Steve PARROW		LMP3			
		2.Wyatt BRICHACEK					
1	2	6:53.784 B	2:24.198	43.520	3:46.066	150.0	6:53.784
2	2	2:20.120	52.781	43.241	44.098	154.3	9:13.904

67		Haegeli by T2 Racing		Duqueine M30 - D08 - Nissan			
		1.Pieder DECURTINS		LMP3			
		2.Samir BEN					
1	2	5:25.673 B	58.620	43.027	3:44.026	160.0	5:25.673
2	2	2:54.815	1:19.144	51.814	43.857	79.2	8:20.488
3	2	2:11.834	45.023	42.382	44.429	252.9	10:32.322
4	2	2:09.605	45.018	41.122	43.465	253.5	12:41.927
5	2	2:07.561	44.202	40.689	42.670	255.3	14:49.488
6	2	2:08.467	44.254	40.876	43.337	254.7	16:57.955
7	2	4:19.533 B	44.583	41.093	2:53.857	254.1	21:17.488
8	2	2:20.363	51.888	43.225	45.250	172.8	23:37.851
9	2	2:12.928	45.628	42.361	44.939	255.3	25:50.779
10	2	2:13.040	45.400	42.671	44.969	255.3	28:03.819
11	2	5:23.727 B	45.805	45.644	3:52.278	254.1	33:27.546
12	1	2:41.216	1:05.272	47.173	48.771	127.2	36:08.762
13	1	21:09.962 B	47.608	47.448	...	248.8	57:18.724

71		Rinaldi Racing		Ligier JS P320 - Nissan			
		1.Stefan AUST		LMP3			
		2.Felipe FERNANDEZ-LASER					
1	1	3:05.892	1:32.144	45.738	48.010	116.6	3:05.892
2	1	3:43.692	1:03.953	1:12.813	1:26.926	204.5	6:49.584
3	1	2:27.472	58.304	43.863	45.305	127.7	9:17.056
4	1	2:14.798	46.290	43.204	45.304	248.8	11:31.854
5	1	2:14.675	45.674	42.999	46.002	249.4	13:46.529
6	1	2:13.647	45.723	42.931	44.993	252.3	16:00.176
7	1	2:12.115	45.216	42.390	44.509	250.6	18:12.291
8	1	4:50.364 B	45.264	43.236	3:21.864	251.7	23:02.655
9	2	2:18.725	52.196	41.372	45.157	166.2	25:21.380
10	2	2:11.680	44.833	42.133	44.714	251.7	27:33.060
11	2	2:12.962	45.219	42.621	45.122	248.8	29:46.022
12	2	4:41.569 B	45.001	41.599	3:14.969	248.8	34:27.591
13	2	2:18.514	51.020	42.149	45.345	169.8	36:46.105
14	2	2:56.699	44.529	46.690	1:25.480	250.6	39:42.804



# LE MANS CUP



## Michelin Le Mans Cup Mugello Round Free Practice 2

MUGELLO 5.245m.

### Sector Analysis

Lap under Red Flag   Invalidated Lap   Personal Best   Session Best   B Crossing the pit lane

Lap	D	Time	Sector 1	Sector 2	Sector 3	T. Spd	Elapsed	Lap	D	Time	Sector 1	Sector 2	Sector 3	T. Spd	Elapsed
15	2	3:30.356	1:19.556	1:12.089	58.711	79.5	43:13.160	2	2	3:43.279	1:03.195	1:12.859	1:27.225	233.3	6:48.566
16	2	2:12.369	44.774	42.467	45.128	249.4	45:25.529	3	2	2:25.464	57.286	43.571	44.607	122.2	9:14.030
17	2	6:16.736 B	44.844	43.971	4:47.921	249.4	51:42.265	4	2	2:13.379	46.041	42.689	44.649	246.0	11:27.409
18	2	2:17.582	51.945	41.359	44.278	168.0	53:59.847	5	2	2:11.247	44.983	41.999	44.265	249.4	13:38.656
19	2	2:25.385	44.913	42.617	57.855	249.4	56:25.232	6	2	2:13.502	45.742	42.505	45.255	251.2	15:52.158
20	2	2:10.695	45.030	41.543	44.122	251.2	58:35.927	7	2	2:13.583	46.630	42.156	44.797	242.2	18:05.741
21	2	2:10.524	45.168	41.427	43.929	246.6	1:00:46.451	8	2	5:08.763 B	45.970	43.431	3:39.362	251.2	23:14.504

**73** Proton Huber Competition  
1. Jörg DREISOW  
2. Manuel LAUCK  
Porsche 911 GT3 R (992) GT3

1	2	7:11.492 B	2:32.227	44.890	3:54.375	166.4	7:11.492
2	2	2:18.682	52.141	42.220	44.321	165.9	9:30.174
3	2	2:11.096	44.337	42.518	44.241	249.4	11:41.270
4	2	4:38.898 B	44.986	42.168	3:11.744	250.6	16:20.168
5	1	8:59.864 B	59.501	48.030	7:12.333	124.4	25:20.032
6	1	6:21.001 B	59.907	48.876	4:32.218	120.4	31:41.033
7	2	2:21.729	52.816	43.896	45.017	169.3	34:02.762
8	2	2:12.070	44.659	42.588	44.823	250.0	36:14.832
9	2	5:04.310 B	45.031	47.225	3:32.054	248.3	41:19.142
10	2	2:50.554	1:17.567	48.374	44.613	80.2	44:09.696
11	2	2:12.738	44.854	43.285	44.599	247.1	46:22.434
12	2	3:15.619	44.871	1:06.332	1:24.416	248.3	49:38.053
13	2	2:48.973	1:18.106	46.487	44.380	80.1	52:27.026
14	2	<del>2:12.070</del>	<del>44.833</del>	43.251	43.994	248.3	54:39.104
15	2	2:12.937	45.333	42.857	44.747	248.3	56:52.041
16	2	2:12.940	45.333	43.116	44.491	247.7	59:04.981

**77** Team Thor  
1. Audunn GUDMUNDSSON  
2. Colin NOBLE  
Ligier JS P320 - Nissan LMP3

1	2	2:45.193	1:18.519	41.376	45.298	138.1	2:45.193
2	2	3:22.536	47.571	1:10.995	1:23.970	251.2	6:07.729
3	2	2:32.895	1:08.875	41.267	42.753	79.7	8:40.624
4	2	2:06.536	43.556	40.205	42.775	253.5	10:47.160
5	2	2:06.851	43.899	40.286	42.666	252.9	12:54.011
6	2	2:07.651	44.648	40.526	42.477	252.3	15:01.662
7	2	4:54.682 B	45.189	41.179	3:28.314	254.7	19:56.344
8	1	2:31.922	55.389	50.141	46.392	153.0	22:28.266
9	1	2:22.423	49.636	46.096	46.691	229.3	24:50.689
10	1	2:24.102	49.117	47.175	47.810	224.1	27:14.791
11	1	2:20.973	47.894	46.034	47.045	232.3	29:35.764
12	1	2:20.672	47.849	45.949	46.874	238.9	31:56.436
13	1	2:21.405	50.408	45.415	45.582	233.8	34:17.841
14	1	2:18.381	47.661	45.295	45.425	243.8	36:36.222
15	1	6:08.642 B	48.348	50.826	4:29.468	242.7	42:44.864
16	1	2:28.103	56.399	45.857	45.847	147.9	45:12.967
17	1	2:51.867	48.958	50.083	1:12.826	244.9	48:04.834
18	1	3:26.595	1:19.364	1:11.491	55.740	79.9	51:31.429
19	1	2:20.550	48.267	46.133	46.150	243.2	53:51.979
20	1	5:02.291 B	47.534	48.868	3:25.889	246.6	58:54.270

**83** Iron Dames  
1. Celia MARTIN  
2. Karen GAILLARD  
Lamborghini Huracan GT3 EVO2 GT3

1	2	3:05.287	1:36.915	43.040	45.332	138.6	3:05.287
---	---	----------	----------	--------	--------	-------	----------

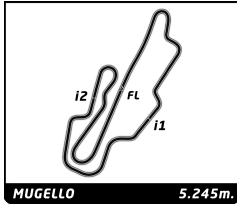
**84** ANS Motorsport  
1. Julien LEMOINE  
2. Paul TROJANI  
Ligier JS P320 - Nissan LMP3

1	1	2:47.376	1:15.859	43.315	48.202	127.8	2:47.376
2	1	3:37.964	59.577	1:12.411	1:25.976	221.8	6:25.340
3	1	2:32.353	1:05.532	41.839	44.982	78.7	8:57.693
4	1	2:11.297	44.913	41.507	44.877	251.7	11:08.990
5	1	2:12.776	46.693	41.749	44.334	250.0	13:21.766
6	1	2:10.264	44.995	41.279	43.990	253.5	15:32.030
7	1	2:10.387	45.074	41.429	43.884	252.9	17:42.417
8	1	2:10.097	44.635	41.657	43.805	251.2	19:52.514
9	1	2:10.398	44.680	41.646	44.072	252.9	22:02.912
10	1	2:13.359	45.505	42.703	45.151	253.5	24:16.271
11	1	3:58.498 B	45.004	42.052	2:31.442	252.9	28:14.769
12	2	2:21.134	53.215	42.655	45.264	173.6	30:35.903
13	2	2:15.394	44.749	44.357	46.288	251.7	32:51.297
14	2	2:10.911	44.482	41.732	44.697	252.3	35:02.208
15	2	2:23.230	55.881	43.043	44.306	250.6	37:25.438
16	2	3:20.661	44.435	1:08.347	1:27.879	251.2	40:46.099
17	2	3:06.482	1:22.382	59.981	44.119	78.7	43:52.581
18	2	2:11.067	44.684	42.160	44.223	251.2	46:03.648
19	2	3:13.053	44.622	1:01.485	1:26.946	250.6	49:16.701
20	2	2:59.100	1:21.108	53.949	44.043	78.8	52:15.801
21	2	2:10.564	44.653	41.903	44.008	250.6	54:26.365
22	2	2:10.843	44.543	42.213	44.087	252.3	56:37.208
23	2	2:10.616	44.462	42.263	43.891	250.6	58:47.824
24	2	2:09.670	44.269	41.475	43.926	251.2	1:00:57.494

**85** R-ace GP  
1. Fabien MICHAL  
2. Hadrien DAVID  
Duquaine M30 - D08 - Nissan LMP3

1	2	2:30.507	1:03.846	42.044	44.617	125.3	2:30.507
2	2	3:31.273	45.221	1:13.910	1:32.142	252.9	6:01.780
3	2	2:40.212	1:13.149	42.833	44.230	78.0	8:41.992

# LE MANS CUP



## Michelin Le Mans Cup Mugello Round Free Practice 2

### Sector Analysis

Lap under Red Flag   Invalidated Lap   Personal Best   Session Best   B Crossing the pit lane

Lap	D	Time	Sector 1	Sector 2	Sector 3	T. Spd	Elapsed	Lap	D	Time	Sector 1	Sector 2	Sector 3	T. Spd	Elapsed
<b>87</b>		<b>COOL Racing</b>				Ligier JS P320 - Nissan									
		1. James SWEETNAM				LMP3									
		2. Adrien CLOSMENIL													
1	2	2:45.220	1:16.559	42.882	45.779	137.8	2:45.220								
2	2	3:31.303	53.777	1:12.060	1:25.466	236.3	6:16.523								
3	2	2:33.182	1:06.668	41.186	45.328	78.7	8:49.705								
4	2	2:08.914	44.595	41.185	43.134	252.3	10:58.619								
5	2	<b>2:07.393</b>	43.934	40.685	42.774	253.5	13:06.012								
6	2	2:07.982	44.034	40.603	43.345	253.5	15:13.994								
7	2	2:08.672	46.009	<b>40.272</b>	<b>42.391</b>	251.7	17:22.666								
8	2	4:32.129 <b>B</b>	<b>43.545</b>	40.741	3:07.843	252.9	21:54.795								
9	1	2:23.232	52.398	44.465	46.369	164.4	24:18.027								
10	1	2:15.479	46.130	43.671	45.678	254.1	26:33.506								
11	1	2:16.474	45.974	44.690	45.810	252.9	28:49.980								
12	1	2:15.413	46.235	43.225	45.953	252.9	31:05.393								
13	1	2:15.379	46.141	43.475	45.763	252.9	33:20.772								
14	1	2:16.012	46.167	44.531	45.314	253.5	35:36.784								
15	1	2:18.161	46.487	45.924	45.750	252.9	37:54.945								
16	1	5:12.904 <b>B</b>	59.529	1:11.448	3:01.927	252.9	43:07.849								
17	2	4:29.458 <b>B</b>	56.938	43.112	2:49.408	98.7	47:37.307								
18	1	5:18.448 <b>B</b>	1:19.237	1:11.720	2:47.491	78.7	52:55.755								
19	2	2:21.653	54.681	42.224	44.748	160.5	55:17.408								
20	2	2:09.556	44.391	41.380	43.785	251.7	57:26.964								
21	2	2:08.441	44.094	40.833	43.514	250.6	59:35.405								
22	2	2:08.395	44.222	40.677	43.496	252.9	1:01:43.800								
<b>91</b>		<b>Blackthorn</b>				Aston Martin Vantage GT3 EVO									
		1. Claude BOVET				GT3									
		2. David MCDONALD													
1	2	11:10.940	9:34.334	47.563	49.043	113.1	11:10.940								
2	2	2:19.342	47.763	44.045	47.534	232.8	13:30.282								
3	2	<b>2:15.601</b>	<b>46.916</b>	<b>42.679</b>	<b>46.006</b>	250.0	15:45.883								
<b>97</b>		<b>COOL Racing</b>				Ligier JS P320 - Nissan									
		1. Adrien CHILA				LMP3									
		2. David DROUX													
1	2	5:28.725 <b>B</b>	1:28.296	41.941	3:18.488	117.1	5:28.725								
2	2	2:50.401	1:18.448	48.694	43.259	78.7	8:19.126								
3	2	<del>2:09.063</del>	<del>44.654</del>	41.156	<b>43.253</b>	254.1	10:28.189								
4	2	4:42.811 <b>B</b>	<b>43.748</b>	40.605	3:18.458	254.7	15:11.000								
5	2	7:43.051 <b>B</b>	50.440	<b>40.599</b>	6:12.012	173.6	22:54.051								
<b>99</b>		<b>More Motorsport</b>				Ligier JS P320 - Nissan									
		1. Mark VAN DER SNEL				LMP3									
		2. Max VAN DER SNEL JR.													
1	2	2:59.012	1:24.878	47.241	46.893	134.2	2:59.012								
2	2	3:38.183	1:00.665	1:11.686	1:25.832	242.7	6:37.195								
3	2	2:42.166	1:06.633	47.529	48.004	79.1	9:19.361								
4	2	2:21.579	49.197	44.979	47.403	250.0	11:40.940								
5	2	2:19.627	48.724	44.671	<b>46.232</b>	251.2	14:00.567								
6	2	<b>2:18.174</b>	48.175	<b>43.524</b>	46.475	252.9	16:18.741								
7	2	14:01.544 <b>B</b>	<b>47.581</b>	44.185	...	252.9	30:20.285								
8	2	7:25.825 <b>B</b>	58.989	48.432	5:38.404	137.8	37:46.110								
9	1	12:25.757 <b>B</b>	1:14.572	1:13.366	9:57.819	129.2	50:11.867								
<b>88</b>		<b>AF Corse</b>				Ferrari 296 GT3									
		1. Custodio TOLEDO				GT3									
		2. Riccardo AGOSTINI													
1	2	17:27.909	...	42.207	44.156	148.6	17:27.909								
2	2	<b>2:09.454</b>	<b>44.425</b>	<b>41.339</b>	<b>43.690</b>	248.8	19:37.363								
3	2	<del>2:10.495</del>	44.559	41.585	<del>44.351</del>	250.6	21:47.858								
4	2	2:15.307	44.985	42.755	47.567	250.0	24:03.165								
5	2	36:24.567 <b>B</b>	44.779	42.645	...	249.4	1:00:27.732								
<b>90</b>		<b>Blackthorn</b>				Aston Martin Vantage GT3 EVO									
		1. James SWIFT				GT3									
		2. Ross KAISER													
1	2	7:01.274 <b>B</b>	2:28.113	44.642	3:48.519	119.6	7:01.274								
2	2	5:02.736 <b>B</b>	53.155	42.588	3:26.993	161.2	12:04.010								
3	2	4:56.930 <b>B</b>	52.134	<b>42.177</b>	3:22.619	168.0	17:00.940								
4	1	2:28.534	56.384	45.030	<b>47.120</b>	153.4	19:29.474								
5	1	4:56.297 <b>B</b>	<b>46.369</b>	44.945	3:24.983	251.7	24:25.771								
6	2	2:34.345	58.225	47.832	48.288	146.9	27:00.116								
7	2	<b>2:21.214</b>	47.696	45.994	47.524	247.7	29:21.330								
8	2	4:54.470 <b>B</b>	47.272	44.951	3:22.247	251.7	34:15.800								