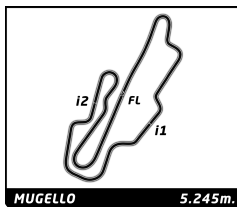


LE MANS CUP

Michelin Le Mans Cup Mugello Round Qualifying Practice - LMP3

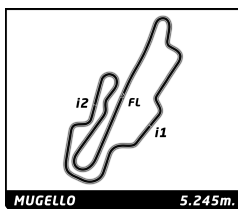


Sector Analysis

Lap under Red Flag							Invalidated Lap		Personal Best		Session Best		B Crossing the pit lane		
Lap	D	Time	Sector 1	Sector 2	Sector 3	T. Spd	Elapsed	Lap	D	Time	Sector 1	Sector 2	Sector 3	T. Spd	Elapsed
2 CD Sport 1. Shahan SARKISSIAN 2. Willyam GOSSELIN							Ligier JS P320 - Nissan LMP3								
1	1	3:32.481	2:12.267	37.641	42.573	160.0	3:32.481	4	1	1:45.642	36.547	31.402	37.693	257.1	14:34.523
2	1	2:25.610 B	37.719	32.760	1:15.131	252.9	5:58.091	5	1	2:29.541 B	36.010	31.479	1:22.052	256.5	17:04.064
3	1	6:47.228	5:31.335	34.468	41.425	172.5	12:45.319	6	1	7:22.614	6:09.104	33.985	39.525	177.6	24:26.678
4	1	1:44.329	36.178	31.092	37.059	256.5	14:29.648	7	1	1:45.449	36.403	31.380	37.666	254.7	26:12.127
5	1	2:24.353 B	35.908	30.960	1:17.485	262.1	16:54.001	8	1	1:45.322	36.101	31.575	37.646	259.6	27:57.449
6	1	7:28.624	6:15.655	33.016	39.953	173.4	24:22.625								
7	1	1:43.280	35.559	30.747	36.974	258.4	26:05.905								
8	1	1:43.958	35.778	30.998	37.182	259.6	27:49.863								
6 ANS Motorsport 1. Eric DE DONCKER 2. Nicolas SCHATZ							Ligier JS P320 - Nissan LMP3								
1	1	2:51.283	1:25.040	41.689	44.554	87.2	2:51.283								
2	1	1:58.657	39.528	36.821	42.308	255.3	4:49.940								
3	1	6:21.103	1:05.932	1:11.584	4:03.587	162.7	11:11.043								
4	1	2:08.583	50.855	36.645	41.083	124.9	13:19.626								
5	1	1:48.039	37.101	33.097	37.841	257.8	15:07.665								
6	1	7:42.366	36.473	1:06.944	5:58.949	259.0	22:50.031								
7	1	2:02.483	47.183	35.492	39.808	172.8	24:52.514								
8	1	1:50.856	37.274	35.086	38.496	260.9	26:43.370								
9	1	1:46.323	36.542	32.310	37.471	260.9	28:29.693								
7 Nielsen Racing 1. Anthony WELLS 2. Wayne BOYD							Ligier JS P320 - Nissan LMP3								
1	1	2:06.361	51.811	35.871	38.679	150.0	2:06.361								
2	1	1:55.483	37.867	34.205	43.411	257.8	4:01.844								
3	1	6:54.922	36.707	49.761	5:28.454	259.0	10:56.766								
4	1	2:05.429	46.998	33.041	45.390	164.6	13:02.195								
5	1	1:45.163	36.351	31.822	36.990	258.4	14:47.358								
6	1	7:47.682	36.276	34.889	6:36.517	260.2	22:35.040								
7	1	2:00.190	44.516	33.909	41.765	179.7	24:35.230								
8	1	1:44.665	36.165	31.213	37.287	260.2	26:19.895								
9	1	2:22.634	36.989	32.766	1:12.879	262.8	28:42.529								
10 Racing Spirit of Lemans 1. Christophe LAPIERRE 2. Marius FOSSARD							Ligier JS P320 - Nissan LMP3								
1	1	2:06.086	51.566	35.458	39.062	142.3	2:06.086								
2	1	1:58.333	39.708	33.903	44.722	252.3	4:04.419								
3	1	7:16.589	36.432	51.327	5:48.830	255.9	11:21.008								
4	1	2:05.239	45.190	35.609	44.440	177.3	13:26.247								
5	1	1:55.302	36.466	39.944	38.892	257.8	15:21.549								
6	1	7:31.192	39.665	1:12.065	5:39.462	259.6	22:52.741								
7	1	2:08.478	49.414	36.609	42.455	176.2	25:01.219								
8	1	1:46.111	36.540	31.773	37.798	260.9	26:47.330								
9	1	1:45.273	36.201	31.643	37.429	259.0	28:32.603								
11 CD Sport 1. Christian SHORT 2. Franck CHAPPARD							Ligier JS P320 - Nissan LMP3								
1	1	3:45.995	2:25.419	38.301	42.275	149.4	3:45.995								
2	1	2:39.498 B	38.050	32.461	1:28.987	252.3	6:25.493								
3	1	6:23.388	5:11.219	32.891	39.278	143.2	12:48.881								
13 MRacing 1. Romano RICCI 2. Alexandre COUGNAUD							Ligier JS P320 - Nissan LMP3								
1	1	2:38.466	1:13.313	40.990	44.163	105.9	2:38.466								
2	1	1:49.975	38.510	33.578	37.887	245.5	4:28.441								
3	1	6:36.712	43.595	1:11.559	4:41.558	257.8	11:05.153								
4	1	2:11.263	52.517	36.584	42.162	121.2	13:16.416								
5	1	1:44.822	36.043	31.437	37.342	258.4	15:01.238								
6	1	7:42.815	36.222	1:09.672	5:56.921	259.6	22:44.053								
7	1	2:04.672	45.150	32.730	46.792	169.8	24:48.725								
8	1	1:45.161	36.307	31.583	37.271	263.4	26:33.886								
9	1	1:44.782	35.942	31.512	37.328	260.9	28:18.668								
20 High Class Racing 1. Jens Reno MOLLER 2. Tommy FOSTER							Ligier JS P320 - Nissan LMP3								
1	1	2:15.837	58.759	37.575	39.503	126.0	2:15.837								
2	1	1:46.933	37.054	31.999	37.880	254.1	4:02.770								
3	1	6:55.202	36.109	51.507	5:27.586	256.5	10:57.972								
4	1	2:10.184	46.808	35.905	47.471	163.6	13:08.156								
5	1	1:44.196	35.913	31.266	37.017	255.3	14:52.352								
6	1	7:44.174	35.712	39.202	6:29.260	257.8	22:36.526								
7	1	2:10.720	44.499	37.174	49.047	177.0	24:47.246								
8	1	2:01.069	42.047	38.810	40.212	258.4	26:48.315								
9	1	1:44.447	35.876	31.408	37.163	259.0	28:32.762								
26 Breton Racing 1. Jamie FALVEY 2. Dan SKOCDOPOLE							Ligier JS P320 - Nissan LMP3								
1	1	2:58.991	1:33.335	43.077	42.579	140.3	2:58.991								
2	1	1:46.328	36.615	31.778	37.935	251.7	4:45.319								
3	1	6:54.567	36.432	51.327	5:48.830	255.9	11:21.008								
4	1	2:02.397	47.050	35.152	40.195	172.8	13:42.283								
5	1	1:43.962	35.841	30.940	37.181	254.7	15:26.245								
6	1	7:47.464	39.958	1:10.913	5:56.593	255.9	23:13.709								
7	1	1:59.535	49.096	32.661	37.778	93.0	25:13.244								
8	1	1:43.906	35.753	31.017	37.136	257.8	26:57.150								
9	1	1:43.708	35.390	30.974	37.344	258.4	28:40.858								
27 P4 Racing 1. Andrew FERGUSON 2. Louis HAMILTON-SMITH							Ligier JS P320 - Nissan LMP3								
1	1	3:13.454	1:51.700	39.392	42.362	126.0	3:13.454								
2	1	2:24.376 B	39.104	33.950	1:11.322	251.7	5:37.830								
3	1	7:01.172	5:47.414	34.729	39.029	165.1	12:39.002								
4	1	1:50.354	37.883	33.860	38.611	255.9	14:29.356								
5	1	2:29.076 B	38.130	33.222	1:17.724	259.0	16:58.432								
6	1	7:31.827	6:14.106	36.496	41.225	174.2	24:30.259								
7	1	1:48.970	37.601	32.867	38.502	259.6	26:19.229								
8	1	1:47.990	37.248	32.712	38.030	259.6	28:07.219								

LE MANS CUP

Michelin Le Mans Cup Mugello Round Qualifying Practice - LMP3

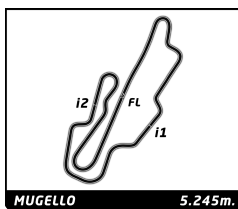


Sector Analysis

Lap under Red Flag											Invalidated Lap	Personal Best	Session Best	B Crossing the pit lane	
Lap	D	Time	Sector 1	Sector 2	Sector 3	T. Spd	Elapsed	Lap	D	Time	Sector 1	Sector 2	Sector 3	T. Spd	Elapsed
28		MV2S Racing	Ligier JS P320 - Nissan												
		1.Terrence WOODWARD	LMP3												
		2.Viacheslav GUTAK													
1	1	3:51.902	2:25.243	40.813	45.846	121.2	3:51.902	1	1	2:16.886	58.635	38.782	39.469	128.1	2:16.886
2	1	2:39.647 B	37.883	33.002	1:28.762	254.1	6:31.549	2	1	1:49.926	38.281	33.360	38.285	257.8	4:06.812
3	1	6:21.313	5:06.054	33.327	41.932	153.6	12:52.862	3	1	6:52.750 B	36.935	52.458	5:23.357	258.4	10:59.562
4	1	1:45.830	36.904	31.400	37.526	258.4	14:38.692	4	1	2:09.489	46.185	35.168	48.136	165.4	13:09.051
								5	1	1:46.286	36.777	32.161	37.348	256.5	14:55.337
								6	1	7:42.979 B	36.084	46.530	6:20.365	260.9	22:38.316
								7	1	2:04.540	43.802	37.584	43.154	176.2	24:42.856
								8	1	1:45.090	36.172	31.577	37.341	260.2	26:27.946
								9	1	2:23.210 B	35.925	33.338	1:13.947	261.5	28:51.156
29		MV2S Racing	Ligier JS P320 - Nissan												
		1.Jacek ZIELONKA	LMP3												
		2.Maximus MAYER													
1	1	3:43.045	2:23.488	36.821	42.736	116.0	3:43.045								
2	1	2:40.615 B	37.575	32.214	1:30.826	251.7	6:23.660								
3	1	6:24.045	5:12.592	33.009	38.444	144.0	12:47.705								
4	1	1:44.527	36.308	31.241	36.978	255.9	14:32.232								
5	1	2:28.937 B	36.124	32.836	1:19.977	256.5	17:01.169								
6	1	7:23.439	6:11.716	33.976	37.747	174.2	24:24.608								
7	1	1:44.101	36.038	30.944	37.119	257.8	26:08.709								
8	1	1:43.878	35.741	31.192	36.945	257.8	27:52.587								
34		Inter Europol Competition	Ligier JS P320 - Nissan												
		1.Alexander BUKHANTSOV	LMP3												
		2.Rik KOEN													
1	1	3:15.870	1:58.946	36.813	40.111	156.3	3:15.870								
2	1	2:13.790 B	38.405	33.014	1:02.371	243.2	5:29.660								
3	1	7:01.243	5:50.970	32.265	38.008	171.2	12:30.903								
4	1	1:44.704	35.974	31.457	37.273	258.4	14:15.607								
5	1	2:13.114 B	35.713	31.475	1:05.926	259.6	16:28.721								
6	1	7:47.644	6:38.006	31.657	37.981	167.7	24:16.365								
7	1	1:44.089	35.556	31.187	37.346	259.6	26:00.454								
8	1	1:44.201	35.854	31.099	37.248	259.6	27:44.655								
43		Inter Europol Competition	Ligier JS P320 - Nissan												
		1.Timothy CRESWICK	LMP3												
		2.Daniel ALI													
1	1	3:25.539	2:07.770	37.981	39.788	131.5	3:25.539								
2	1	2:15.953 B	37.259	31.904	1:06.790	255.9	5:41.492								
3	1	6:59.386	5:47.016	33.609	38.761	167.2	12:40.878								
4	1	1:47.436	36.518	33.015	37.903	256.5	14:28.314								
5	1	2:22.509 B	36.272	31.635	1:14.602	258.4	16:50.823								
6	1	7:27.257	6:17.927	31.673	37.657	171.4	24:18.080								
7	1	1:44.294	36.060	31.074	37.160	259.6	26:02.374								
8	1	1:44.130	36.071	30.977	37.082	260.9	27:46.504								
44		Team Virage	Ligier JS P320 - Nissan												
		1.Georgios KOLOVOS	LMP3												
		2.Mihnea STEFAN													
1	1	3:52.475	2:34.904	37.159	40.412	150.8	3:52.475								
2	1	6:59.154 B	37.677	35.789	5:45.688	255.9	10:51.629								
3	1	1:57.534	46.622	32.956	37.956	156.1	12:49.163								
4	1	1:45.650	36.970	31.458	37.222	260.9	14:34.813								
5	1	2:31.478 B	36.308	31.372	1:23.798	260.2	17:06.291								
6	1	7:21.583	6:08.598	33.617	39.368	175.9	24:27.874								
7	1	1:44.389	35.851	31.355	37.183	260.9	26:12.263								
50		Reiter Engineering	Ligier JS P320 - Nissan												
		1.Horst FELBERMAYR	LMP3												
		2.Miklas BORN													
1	1	3:52.475	2:34.904	37.159	40.412	150.8	3:52.475								
2	1	6:59.154 B	37.677	35.789	5:45.688	255.9	10:51.629								
3	1	1:57.534	46.622	32.956	37.956	156.1	12:49.163								
4	1	1:45.650	36.970	31.458	37.222	260.9	14:34.813								
5	1	2:31.478 B	36.308	31.372	1:23.798	260.2	17:06.291								
6	1	7:21.583	6:08.598	33.617	39.368	175.9	24:27.874								
7	1	1:44.389	35.851	31.355	37.183	260.9	26:12.263								
55		GG Classics	Ligier JS P320 - Nissan												
		1.George NAKAS	LMP3												
		2.Fraser ROSS													
1	1	2:23.527	1:00.963	39.151	43.413	126.8	2:23.527								
2	1	1:53.889	39.822	35.310	38.757	253.5	4:17.416								
3	1	6:36.897 B	37.566	47.279	5:12.052	258.4	10:54.313								
4	1	1:59.575	46.972	33.968	38.635	175.3	12:53.888								
5	1	1:48.904	37.617	33.172	38.115	260.9	14:42.792								
6	1	7:51.014 B	37.256	33.958	6:39.800	263.4	22:33.806								
7	1	2:02.420	46.508	33.798	42.114	175.3	24:36.226								
8	1	1:48.025	37.347	32.943	37.735	261.5	26:24.251								
9	1	1:48.830	37.631	33.056	38.143	262.8	28:13.081								
58		Team Virage	Ligier JS P320 - Nissan												
		1.Oscar BITTAR	LMP3												
		2.Ricardo GRACIA FILHO													
1	1	3:55.464	2:35.626	36.970	42.868	157.0	3:55.464								
2	1	6:57.717 B	37.241	35.216	5:45.260	253.5	10:53.181								
3	1	1:58.581	45.769	33.142	39.670	170.9	12:51.762								
4	1	1:44.575	36.138	31.279	37.158	254.7	14:36.337								
5	1	7:55.488 B	35.894	31.213	6:48.381	256.5	22:31.825								
6	1	1:57.661	44.854	32.430	40.377	178.2	24:29.486								
7	1	1:45.266	36.498	31.240	37.528	255.9	26:14.752								
8	1	1:45.094	35.833	31.290	37.971	259.0	27:59.846								
62		Bretton Racing	Ligier JS P320 - Nissan												
		1.Ben STONE	LMP3												
		2.Theodor JENSEN													
1	1	3:00.311	1:34.376	43.853	42.082	143.4	3:00.311								
2	1	1:47.655	37.093	31.899	38.663	253.5	4:47.966								
3	1	6:53.053 B	56.572	1:12.027	4:44.454	255.9	11:41.019								
4	1	2:04.007	47.865	35.835	40.307	175.6	13:45.026								
5	1	1:44.565	36.180	31.277	37.108	256.5	15:29.591								
6	1	7:46.613 B	40.410	1:07.977	5:58.226	258.4	23:16.204								
7	1	2:04.994	53.094	33.334	38.566	81.0	25:21.198								
8	1	1:43.832	35.869	31.119	36.844	258.4	27:05.030								
9	1	1:44.604	35.933	31.474	37.197	259.0	28:49.634								
66		Rinaldi Racing </													

LE MANS CUP

Michelin Le Mans Cup Mugello Round Qualifying Practice - LMP3



Sector Analysis

Lap under Red Flag Invalidated Lap Personal Best Session Best Crossing the pit lane

Lap	D	Time	Sector 1	Sector 2	Sector 3	T. Spd	Elapsed	Lap	D	Time	Sector 1	Sector 2	Sector 3	T. Spd	Elapsed
67 Haegeli by T2 Racing <small>Duqueine M30 - D08 - Nissan</small>															
1.Pieder DECURTINS <small>LMP3</small>															
2.Samir BEN															
1	1	2:41.598	1:18.743	40.348	42.507	98.3	2:41.598	2	1	2:19.266	42.257	44.750	52.259	249.4	4:59.334
2	1	2:00.148	39.086	38.618	42.444	257.1	4:41.746	3	1	7:00.251 B	1:15.482	1:11.152	4:33.617	84.3	11:59.585
3	1	6:25.790 B	39.314	1:04.923	4:41.553	259.0	11:07.536	4	1	2:02.086	48.393	35.287	38.406	156.7	14:01.671
4	1	2:10.100	51.865	36.414	41.821	118.2	13:17.636	5	1	1:44.497	36.868	30.902	36.727	262.8	15:46.168
5	1	1:44.811	36.259	31.256	37.296	261.5	15:02.447	6	1	7:26.934 B	1:13.169	1:11.035	5:02.730	78.8	23:13.102
6	1	7:44.923 B	35.868	1:09.860	5:59.195	264.7	22:47.370	7	1	1:59.256	49.431	32.434	37.391	95.7	25:12.358
7	1	2:00.058	45.390	33.062	41.606	165.4	24:47.428	8	1	1:42.826	35.527	30.471	36.828	263.4	26:55.184
8	1	1:43.874	36.105	30.848	36.921	266.7	26:31.302	9	1	1:43.078	35.596	30.664	36.818	264.1	28:38.262
9	1	1:44.295	35.534	30.791	37.970	264.1	28:15.597								
71 Rinaldi Racing <small>Ligier JS P320 - Nissan</small>															
1.Stefan AUST <small>LMP3</small>															
2.Felipe FERNANDEZ-LASER															
1	1	2:42.723	1:19.848	40.936	41.939	101.3	2:42.723	1	1	3:11.453	1:49.131	36.971	45.351	153.8	3:11.453
2	1	2:02.342	40.245	41.571	40.526	252.3	4:45.065	2	1	2:11.578 B	38.614	33.959	59.005	254.1	5:23.031
3	1	6:24.694 B	58.273	1:11.924	4:14.497	254.1	11:09.759	3	1	7:06.078	5:56.143	32.233	37.702	170.1	12:29.109
4	1	2:08.601	50.766	36.897	40.938	122.6	13:18.360	4	1	1:44.526	36.220	30.792	37.514	259.0	14:13.635
5	1	1:46.369	36.942	31.815	37.612	255.9	15:04.729	5	1	2:13.606 B	36.192	31.277	1:06.137	260.2	16:27.241
6	1	7:43.745 B	36.171	1:08.053	5:59.521	255.3	22:48.474	6	1	7:44.646	6:35.583	31.391	37.672	175.0	24:11.887
7	1	2:00.072	45.112	32.528	42.432	176.2	24:48.546	7	1	1:44.801	36.000	31.271	37.530	260.2	25:56.688
8	1	1:45.981	37.020	31.615	37.346	253.5	26:34.527	8	1	2:48.494 B	47.261	44.720	1:16.513	220.9	28:45.182
9	1	1:45.048	36.015	31.557	37.476	259.0	28:19.575								
77 Team Thor <small>Ligier JS P320 - Nissan</small>															
1.Audunn GUDMUNDSSON <small>LMP3</small>															
2.Colin NOBLE															
1	1	2:49.954	1:23.716	42.019	44.219	92.9	2:49.954	1	1	2:31.840	1:12.136	36.539	43.165	110.7	2:31.840
2	1	8:40.305 B	37.197	36.310	7:26.798	252.9	11:30.259	2	1	1:46.397	36.784	32.269	37.344	257.1	4:18.237
3	1	2:02.872	47.600	33.221	42.051	151.7	13:33.131	3	1	7:08.996 B	38.603	1:10.825	5:19.568	260.9	11:27.233
4	1	1:45.648	36.399	31.756	37.493	254.7	15:18.779	4	1	2:03.783	49.082	33.703	40.998	162.4	13:31.016
5	1	7:32.785 B	40.934	1:12.200	5:39.651	256.5	22:51.564	5	1	1:45.223	36.194	31.725	37.304	259.6	15:16.239
6	1	1:59.943	46.041	34.194	39.708	176.8	24:51.507	6	1	7:58.765 B	41.040	1:00.527	6:17.198	261.5	23:15.004
7	1	1:50.197	36.527	33.759	39.911	258.4	26:41.704	7	1	1:59.603	48.456	32.894	38.253	100.9	25:14.607
8	1	1:44.560	36.182	31.222	37.156	259.0	28:26.264	8	1	1:44.997	35.957	31.800	37.240	262.1	26:59.604
9	1	1:44.449	35.966	31.548	36.935	262.8	28:44.053	9	1	1:44.449	35.966	31.548	36.935	262.8	28:44.053
84 ANS Motorsport <small>Ligier JS P320 - Nissan</small>															
1.Julien LEMOINE <small>LMP3</small>															
2.Paul TROJANI															
1	1	2:40.128	1:19.943	39.010	41.175	102.0	2:40.128	1	1	2:22.606	1:01.402	39.038	42.166	132.8	2:22.606
2	1	1:48.758	37.833	33.081	37.844	255.9	4:28.886	2	1	1:51.167	38.151	33.019	39.997	256.5	4:13.773
3	1	6:37.394 B	44.141	1:12.038	4:41.215	260.2	11:06.280	3	1	6:48.147 B	36.316	51.179	5:20.652	260.2	11:01.920
4	1	2:05.359	51.811	35.388	38.160	125.4	13:11.639	4	1	2:11.833	51.046	37.288	43.499	165.6	13:13.753
5	1	1:45.712	36.158	32.286	37.268	260.2	14:57.351	5	1	1:45.361	36.297	31.602	37.462	262.8	14:59.114
6	1	7:42.268 B	35.673	46.544	6:20.051	260.9	22:39.619	6	1	7:42.506 B	35.880	46.804	6:19.822	261.5	22:41.620
7	1	1:58.573	43.736	34.955	39.882	176.8	24:38.192	7	1	1:58.581	46.959	32.911	38.711	175.0	24:40.201
8	1	1:46.304	36.401	32.238	37.665	261.5	26:24.496	8	1	1:45.496	36.332	31.673	37.491	262.1	26:25.697
9	1	1:44.694	35.796	31.588	37.310	263.4	28:09.190	9	1	1:52.395	36.660	33.831	41.904	265.4	28:18.092
85 R-ace GP <small>Duqueine M30 - D08 - Nissan</small>															
1.Fabien MICHAL <small>LMP3</small>															
2.Hadrien DAVID															
1	1	2:40.068	1:17.819	40.619	41.630	85.6	2:40.068								