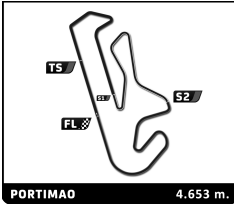




LE MANS CUP

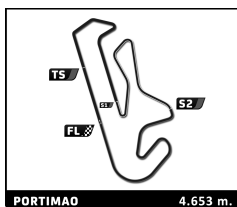


MLMC Collective Test Day
Portimao Round
Morning Test

Sector Analysis

		Lap under Red Flag						Invalidated Lap						Personal Best						Session Best						Crossing the pit lane																																																																																																																																																																																																																					
Lap	D	Time	Sector 1	Sector 2	Sector 3	T. Spd	Elapsed	Lap	D	Time	Sector 1	Sector 2	Sector 3	T. Spd	Elapsed	Lap	D	Time	Sector 1	Sector 2	Sector 3	T. Spd	Elapsed	Lap	D	Time	Sector 1	Sector 2	Sector 3	T. Spd	Elapsed																																																																																																																																																																																																																
13	1	1:45.691	32.647	33.567	39.477	260.2	39:43.466	23	2	1:47.737 B	31.984	33.102	42.651	270.0	1:07:00.714	24	1	3:57.230	2:42.944	35.657	38.629		1:10:57.944	25	1	1:44.107	32.363	33.704	38.040	260.9	1:12:42.051	26	1	1:45.028	32.179	34.073	38.776	260.9	1:14:27.079	27	1	1:45.012	32.559	33.714	38.739	257.1	1:16:12.091	28	1	1:43.616	31.922	33.582	38.112	261.5	1:17:55.707	29	1	1:58.081 B	32.094	34.254	51.733	260.2	1:19:53.788	30	1	10:29.946	9:15.794	35.584	38.568		1:30:23.734	31	1	1:47.002	32.512	35.247	39.243	260.2	1:32:10.736	32	1	1:46.400	33.407	34.631	38.362	260.9	1:33:57.136	33	1	1:44.474	32.704	33.681	38.089	259.6	1:35:41.610	34	1	1:43.829	32.121	33.604	38.104	259.6	1:37:25.439	35	1	1:43.573	32.103	33.429	38.041	262.1	1:39:09.012	36	1	1:43.256	32.034	33.400	37.822	260.9	1:40:52.268	37	1	1:43.136	31.731	33.418	37.987	263.4	1:42:35.404	38	1	1:55.568 B	31.932	33.900	49.736	262.8	1:44:30.972	39	2	9:50.333	8:38.760	34.225	37.348		1:54:21.305	40	2	1:41.123	31.138	32.979	37.006	261.5	1:56:02.428	41	2	1:42.579	31.173	33.382	39.024	262.8	1:57:46.007	42	2	1:41.192	31.379	32.887	36.926	262.1	1:59:27.199	43	2	1:41.799	32.011	32.830	36.958	263.4	2:01:08.998																																																																
10		Racing Spirit of Leman Ligier JS P320 - Nissan 1.Christophe LAPIERRE 2.Marius FOSSARD LMP3																																																																																																																																																																																																																																													
1	1	7:40.608	6:21.702	38.650	40.256		7:40.608	1	2	5:42.384 B	3:54.671	49.179	58.534		5:42.384	2	2	4:36.950 B	2:33.674	44.985	1:18.291		10:19.334	3	2	7:55.859	6:35.846	38.537	41.476		18:15.193	4	2	1:51.469	35.141	35.477	40.851	256.5	20:06.662	5	2	1:45.879	32.795	34.548	38.536	262.1	21:52.541	6	2	1:48.167	32.629	36.366	39.172	264.1	23:40.708	7	2	1:45.173	32.442	34.262	38.469	264.7	25:25.881	8	2	1:44.353	32.189	33.636	38.528	262.8	27:10.234	9	2	1:52.173 B	32.117	33.423	46.633	261.5	29:02.407	10	2	5:07.487	2:58.890	1:02.581	1:06.016		34:09.894	11	2	1:49.248	34.571	36.007	38.670	237.9	35:59.142	12	2	1:45.399	33.706	33.431	38.262	260.2	37:44.541	13	2	1:46.553	32.394	34.377	39.782	261.5	39:31.094	14	2	1:43.977	31.997	33.355	38.625	261.5	41:15.071	15	2	1:53.262 B	32.026	33.490	47.746	261.5	43:08.333	16	1	7:14.410 B	4:56.942	59.190	1:18.278		50:22.743	17	1	8:42.888	7:28.137	35.539	39.212		59:05.631	18	1	1:46.754	33.631	34.483	38.640	255.9	1:00:52.385	19	1	1:45.443	32.861	34.313	38.269	257.8	1:02:37.828	20	1	1:46.227	32.504	34.166	39.557	259.6	1:04:24.055	21	1	1:49.347	34.354	34.958	40.035	257.8	1:06:13.402	22	1	1:44.043	32.327	33.888	37.828	264.1	1:07:57.445	23	1	1:54.996 B	32.345	34.068	48.583	266.0	1:09:52.441	24	1	3:44.949	2:27.129	37.304	40.516		1:13:37.390	25	1	1:44.730	33.054	33.751	37.925	255.3	1:15:22.120	26	1	1:43.442	32.259	33.404	37.779	259.6	1:17:05.562	27	1	2:34.305	31.814	33.517	1:28.974	262.8	1:19:39.867	28	1	1:45.095	32.705	34.084	38.306	262.8	1:21:24.962	29	1	1:42.950	31.978	33.568	37.404	264.1	1:23:07.912

LE MANS CUP



MLMC Collective Test Day
Portimao Round
Morning Test

PORTIMAO 4.653 m. Sector Analysis

Lap under Red Flag Invalidated Lap Personal Best Session Best B Crossing the pit lane

Lap	D	Time	Sector 1	Sector 2	Sector 3	T. Spd	Elapsed	Lap	D	Time	Sector 1	Sector 2	Sector 3	T. Spd	Elapsed
30	1	1:56.477 B	31.809	35.172	49.496	264.1	1:25:04.389	9	2	1:44.530	31.877	34.591	38.062	267.3	29:12.641
31	2	3:45.634	2:31.077	33.874	40.683		1:28:50.023	10	2	1:43.262	31.936	33.402	37.924	267.3	30:55.903
32	2	1:42.748	31.905	32.964	37.879	260.2	1:30:32.771	11	2	3:18.331 B	58.756	1:02.648	1:16.927	155.2	34:14.234
33	2	1:41.930	31.799	32.986	37.145	264.1	1:32:14.701	12	2	9:40.017	8:26.381	34.550	39.086		43:54.251
34	2	1:42.572	31.343	33.753	37.476	266.0	1:33:57.273	13	2	1:44.761	33.237	33.650	37.874	264.7	45:39.012
35	2	1:42.473	31.665	32.875	37.933	265.4	1:35:39.746	14	2	1:46.142	32.263	32.780	41.099	266.0	47:25.154
36	2	1:41.490	31.236	32.884	37.370	263.4	1:37:21.236	15	2	2:41.615 B	31.780	54.070	1:15.765	264.1	50:06.769
37	2	1:51.066 B	31.347	34.236	45.483	267.3	1:39:12.302	16	2	7:53.873	6:38.549	34.408	40.916		58:00.642
38	1	15:34.390	...	38.002	42.552		1:54:46.692	17	2	1:44.634	32.029	33.732	38.873	262.8	59:45.276
39	1	1:49.018	33.325	34.507	41.186	251.7	1:56:35.710	18	2	1:42.710	31.775	33.160	37.775	262.8	1:01:27.986
40	1	1:48.651	36.154	34.654	37.843	201.5	1:58:24.361	19	2	1:41.940	31.490	33.032	37.418	265.4	1:03:09.926
41	1	1:42.907	31.910	33.450	37.547	262.1	2:00:07.268	20	2	1:42.983	31.377	34.094	37.512	267.3	1:04:52.909

12 Kessel Racing
1. Frederic JOUSSET
2. David Cleto FUMANELLI
Ferrari 296 GT3
GT3

1	2	37:44.575	...	43.371	44.434		37:44.575
2	2	1:53.611	34.953	36.333	42.325	250.0	39:38.186
3	2	1:47.830	33.136	35.093	39.601	254.7	41:26.016
4	2	1:47.516	32.973	34.375	40.168	255.3	43:13.532
5	2	1:45.801	32.826	34.061	38.914	255.3	44:59.333
6	2	1:57.712 B	33.198	35.206	49.308	257.1	46:57.045
7	2	12:04.457	...	35.042	39.671		59:01.502
8	2	1:45.937	32.780	34.376	38.781	254.1	1:00:47.439
9	2	1:45.793	32.437	34.127	39.229	254.7	1:02:33.232
10	2	1:46.929	33.389	34.312	39.228	257.1	1:04:20.161
11	2	1:45.622	32.417	33.998	39.207	257.1	1:06:05.783
12	2	1:47.679	32.336	33.807	41.536	257.8	1:07:53.462
13	2	1:53.118	32.876	36.212	44.030	258.4	1:09:46.580
14	2	1:44.610	32.343	33.806	38.461	257.1	1:11:31.190
15	2	1:44.483	32.230	33.686	38.567	258.4	1:13:15.673
16	2	1:57.687 B	32.279	35.894	49.514	257.8	1:15:13.360
17	2	4:23.230	3:06.747	36.187	40.296		1:19:36.590
18	2	1:52.656	32.390	34.426	45.840	255.9	1:21:29.246
19	2	1:45.394	32.493	33.976	38.925	257.1	1:23:14.640
20	2	1:56.810 B	32.385	35.606	47.819	255.9	1:25:11.450
21	2	4:17.786	3:02.370	35.614	39.802		1:29:29.236
22	2	1:51.538	32.428	35.039	44.071	257.1	1:31:20.774
23	2	1:46.889	33.067	34.336	39.486	256.5	1:33:07.663
24	2	1:50.176	32.342	33.779	44.055	257.1	1:34:57.839
25	2	1:44.452	32.342	33.614	38.496	259.0	1:36:42.291
26	2	1:44.479	32.373	33.661	38.445	258.4	1:38:26.770
27	2	1:54.379 B	32.258	33.640	48.481	258.4	1:40:21.149

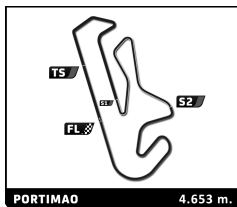
13 MRacing
1. Romano RICCI
2. Alexandre COUGNAUD
Ligier JS P320 - Nissan
LMP3

1	2	5:31.576 B	3:57.755	41.366	52.455		5:31.576
2	2	6:30.689 B	4:11.171	1:03.508	1:16.010		12:02.265
3	2	6:25.880	5:04.251	39.971	41.658		18:28.145
4	2	1:50.508	35.542	35.290	39.676	225.0	20:18.653
5	2	1:45.670	32.995	34.109	38.566	263.4	22:04.323
6	2	1:45.062	32.511	33.768	38.783	267.3	23:49.385
7	2	1:54.506	33.321	34.672	46.513	264.7	25:43.891
8	2	1:44.220	32.484	33.707	38.029	266.0	27:28.111

18 High Class Racing
1. Nicholas JONES
2. Sven MÜLLER
Porsche 911 GT3 R (992)
GT3

1	2	5:21.060	3:56.912	41.856	42.292		5:21.060
2	2	1:52.223	36.187	36.379	39.657	248.3	7:13.283
3	2	1:54.397 B	33.276	34.310	46.811	252.9	9:07.680
4	2	9:16.744	8:01.209	36.078	39.457		18:24.424
5	2	1:45.539	32.976	33.909	38.654	253.5	20:09.963
6	2	1:48.881	32.652	34.798	41.431	255.9	21:58.844
7	2	1:45.071	32.386	33.616	39.069	255.9	23:43.915
8	2	1:53.794 B	32.589	34.566	46.639	257.1	25:37.709
9	1	1:05.149	9:44.605	38.420	42.124		36:42.858
10	1	1:52.447	35.109	35.775	41.563	250.6	38:35.305
11	1	1:50.891	34.101	35.353	41.437	248.3	40:26.196
12	1	1:51.567	34.745	35.637	41.185	250.6	42:17.763
13	1	1:48.991	33.697	34.694	40.600	253.5	44:06.754
14	1	1:48.198	33.556	34.540	40.102	252.9	45:54.952
15	1	1:49.487	34.338	34.656	40.493	254.7	47:44.439
16	1	3:02.639 B	41.422	1:04.266	1:16.951	251.7	50:47.078
17	1	9:51.061	8:35.958	34.932	40.171		1:00:38.139

LE MANS CUP

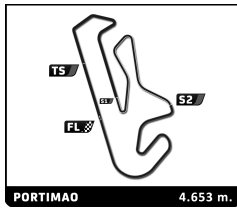


MLMC Collective Test Day
Portimao Round
Morning Test

Sector Analysis

		Lap under Red Flag						Invalidated Lap		Personal Best		Session Best		B Crossing the pit lane								
Lap	D	Time	Sector 1	Sector 2	Sector 3	T. Spd	Elapsed	Lap	D	Time	Sector 1	Sector 2	Sector 3	T. Spd	Elapsed							
18	1	1:48.777	33.356	34.798	40.623	251.7	1:02:26.916	38	1	1:47.787 B	31.404	32.839	43.544	259.6	1:42:52.171							
19	1	1:47.236	33.048	34.457	39.731	251.7	1:04:14.152	39	2	11:23.691	...	33.712	37.656		1:54:15.862							
20	1	1:48.003	33.115	34.792	40.096	254.1	1:06:02.155	40	2	1:40.836	31.390	32.490	36.956	255.3	1:55:56.698							
21	1	1:47.832	33.452	34.178	40.202	252.9	1:07:49.987	41	2	1:40.283	31.016	32.435	36.832	255.3	1:57:36.981							
22	1	1:47.099	33.102	33.924	40.073	254.1	1:09:37.086	42	2	1:40.194	31.168	32.337	36.689	256.5	1:59:17.175							
23	1	1:47.514	32.884	34.642	39.988	255.9	1:11:24.600	43	2	1:40.260	31.034	32.351	36.875	257.1	2:00:57.435							
24	1	1:46.706	32.771	33.944	39.991	254.1	1:13:11.306	23 Biogas Motorsport 1. Josep MAYOLA COMADIR 2. Marc CAROL YBARRA Ferrari 296 GT3 GT3							1	2	4:47.064 B	3:09.066	40.453	57.545	4:47.064	
25	1	1:55.731 B	33.194	34.461	48.076	255.3	1:15:07.037								2	2	5:51.630 B	3:40.651	51.778	1:19.201	10:38.694	
26	1	28:24.953	...	44.114	47.794		1:43:31.990								3	2	8:00.210	6:40.388	37.769	42.053	18:38.904	
27	1	2:42.251 B	39.520	46.478	1:16.253	243.8	1:46:14.241								4	2	1:51.106	35.241	36.032	39.833	232.8	20:30.010
28	1	8:54.959	7:33.813	38.523	42.623		1:55:09.200								5	2	1:48.564	33.658	35.263	39.643	260.2	22:18.574
29	1	1:47.935	33.555	34.561	39.819	248.8	1:56:57.135								6	2	1:47.260	33.148	34.912	39.200	259.6	24:05.834
30	1	1:48.124	33.094	35.522	39.508	250.6	1:58:45.259								7	2	1:46.583	33.021	34.462	39.100	259.6	25:52.417
20 High Class Racing 1. Jens Reno MOLLER 2. Tommy FOSTER Ligier JS P320 - Nissan LMP3															8	2	1:46.809	32.954	34.826	39.029	257.8	27:39.226
															9	2	1:51.500	36.567	35.718	39.215	259.0	29:30.726
															10	2	2:17.533 B	32.723	34.277	1:10.533	255.3	31:48.259
								11	1	6:16.663	4:48.256	43.532	44.875		38:04.922							
								12	1	1:59.565	38.617	37.238	43.710	248.8	40:04.487							
								13	1	1:55.491	35.689	36.297	43.505	252.9	41:59.978							
								14	1	1:58.388	36.302	37.822	44.264	251.2	43:58.366							
								15	1	1:55.379	35.717	36.591	43.071	241.1	45:53.745							
								16	1	1:57.524	37.797	37.409	42.318	251.7	47:51.269							
								17	1	3:03.990 B	42.460	59.878	1:21.652	247.7	50:55.259							
18	1	8:02.668	6:42.895	37.593	42.180		58:57.927															
19	1	1:54.373	35.035	37.766	41.572	250.0	1:00:52.300															
20	1	1:52.552	34.458	36.563	41.531	248.8	1:02:44.852															
21	1	1:52.639	35.121	36.403	41.115	252.9	1:04:37.491															
22	1	1:51.504	34.638	35.431	41.435	254.1	1:06:28.995															
23	1	2:14.878 B	38.414	40.924	55.540	254.7	1:08:43.873															
24	2	6:09.618	4:53.140	36.524	39.954		1:14:53.491															
25	2	1:46.145	33.000	34.277	38.868	259.0	1:16:39.636															
26	2	1:44.920	32.320	33.988	38.612	260.2	1:18:24.556															
27	2	1:44.455	32.211	33.811	38.433	255.9	1:20:09.011															
28	2	1:59.086 B	32.752	37.174	49.160	259.6	1:22:08.097															
29	2	5:27.243	4:12.363	35.910	38.970		1:27:35.340															
30	2	1:44.263	32.066	33.927	38.270	259.6	1:29:19.603															
31	2	1:43.881	31.966	33.665	38.250	261.5	1:31:03.484															
32	2	1:55.477 B	33.828	35.125	46.524	246.0	1:32:58.961															
33	1	9:22.701	8:02.962	38.492	41.247		1:42:21.662															
34	1	1:51.481	33.986	36.240	41.255	254.7	1:44:13.143															
35	1	3:13.132 B	45.829	1:06.298	1:21.005	254.7	1:47:26.275															
36	1	7:43.524	6:24.619	36.255	42.650		1:55:09.799															
37	1	1:50.849	34.616	35.421	40.812	246.6	1:57:00.648															
38	1	1:50.084	34.143	35.559	40.382	254.1	1:58:50.732															
39	1	1:53.656	35.200	36.488	41.968	255.9	2:00:44.388															
24 Steller Motorsport 1. Alex MARTIN 2. Charles BATEMAN Audi R8 LMS GT3								1	2	4:27.308 B	2:58.243	38.863	50.202	4:27.308								
								2	2	3:38.260	2:16.676	39.316	42.268	8:05.568								

LE MANS CUP

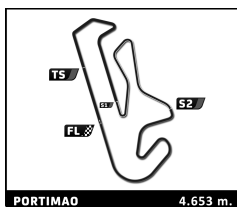


MLMC Collective Test Day
Portimao Round
Morning Test

Sector Analysis

Lap under Red Flag							Invalidated Lap		Personal Best	Session Best	B Crossing the pit lane				
Lap	D	Time	Sector 1	Sector 2	Sector 3	T. Spd	Elapsed	Lap	D	Time	Sector 1	Sector 2	Sector 3	T. Spd	Elapsed
41	2	1:42.387	31.700	33.187	37.500	263.4	1:58:16.482	2	1	2:10.168	B 37.049	39.104	54.015	224.5	6:50.649
42	2	2:07.089	51.503	34.637	40.949	267.3	2:00:23.571	3	1	11:45.967	...	40.015	43.015		18:36.616
66 Rinaldi Racing 1. Steve PARROW 2. Wyatt BRICHACEK Ligier JS P320 - Nissan LMP3							4 1 1:55.139 35.848 39.017 40.274 253.5 20:31.755 5 1 1:49.234 33.609 35.740 39.885 259.6 22:20.989 6 1 1:49.405 33.572 35.743 40.090 260.2 24:10.394 7 1 1:47.393 33.121 34.807 39.465 262.8 25:57.787 8 1 1:46.947 33.081 34.435 39.431 262.8 27:44.734 9 1 1:47.283 33.880 34.196 39.207 262.8 29:32.017 10 1 2:17.986 B 32.644 34.407 1:10.935 262.1 31:50.003 11 1 4:27.447 3:13.950 34.677 38.820 36:17.450 12 1 1:49.992 33.600 36.413 39.979 262.1 38:07.442 13 1 1:46.179 32.639 34.807 38.733 262.1 39:53.621 14 1 1:45.209 32.333 34.217 38.659 262.1 41:38.830 15 1 1:44.234 32.113 33.806 38.315 264.1 43:23.064 16 1 1:43.981 31.788 33.625 38.568 265.4 45:07.045 17 1 1:54.051 B 32.099 33.963 47.989 262.8 47:01.096 18 2 10:57.104 9:42.093 35.782 39.229 57:58.200 19 2 1:48.144 33.101 34.824 40.219 254.7 59:46.344 20 2 1:45.584 32.540 34.292 38.752 261.5 1:01:31.928 21 2 1:43.015 31.860 33.267 37.888 260.2 1:03:14.943 22 2 1:43.794 32.161 33.621 38.012 264.7 1:04:58.737 23 2 1:45.342 32.930 34.398 38.014 265.4 1:06:44.079 24 2 1:43.350 31.516 33.487 38.347 264.7 1:08:27.429 25 2 1:43.914 31.864 33.561 38.489 264.1 1:10:11.343 26 2 1:55.985 B 34.552 34.954 46.479 263.4 1:12:07.328 27 2 5:30.881 4:12.968 37.455 40.458 1:17:38.209 28 2 1:49.722 34.208 34.556 40.958 258.4 1:19:27.931 29 2 1:46.173 33.343 34.261 38.569 257.1 1:21:14.104 30 2 1:43.612 31.965 33.652 37.995 262.8 1:22:57.716 31 2 2:10.232 B 36.904 45.371 47.957 265.4 1:25:07.948 32 2 3:03.292 1:50.709 34.166 38.417 1:28:11.240 33 2 1:42.891 31.775 33.388 37.728 263.4 1:29:54.131 34 2 1:42.290 31.402 33.319 37.569 264.7 1:31:36.421 35 2 1:42.112 31.357 33.149 37.606 266.0 1:33:18.533 36 2 1:41.768 31.186 33.098 37.484 266.7 1:35:00.301 37 2 1:50.736 B 31.418 33.923 45.395 267.3 1:36:51.037 38 1 5:25.126 4:11.727 34.855 38.544 1:42:16.163 39 1 1:42.821 31.781 33.284 37.756 263.4 1:43:58.984 40 1 2:27.525 B 31.764 40.004 1:15.757 266.7 1:46:26.509 41 1 8:12.359 6:56.302 37.512 38.545 1:54:38.868 42 1 1:45.550 32.158 35.253 38.139 260.9 1:56:24.418 43 1 1:43.248 31.778 33.066 38.404 263.4 1:58:07.666 44 1 1:43.262 31.706 33.734 37.822 261.5 1:59:50.928 45 1 1:42.443 31.658 33.357 37.428 263.4 2:01:33.371								
67 Haegeli by T2 Racing 1. Pieder DECURTINS 2. Samir BEN Duqueine M30 - D08 - Nissan LMP3							1 2 7:02.381 5:37.755 42.325 42.301 7:02.381 2 2 1:52.329 37.452 35.619 39.258 242.2 8:54.710 3 2 3:11.326 B 52.581 1:02.811 1:15.934 178.5 12:06.036 4 2 6:01.837 4:45.637 36.407 39.793 18:07.873 5 2 1:45.284 32.989 33.812 38.483 256.5 19:53.157 6 2 1:49.470 35.544 36.402 37.524 260.2 21:42.627								

LE MANS CUP



MLMC Collective Test Day
Portimao Round
Morning Test

PORTIMAO 4.653 m. Sector Analysis

Lap under Red Flag Invalidated Lap ■ Personal Best ■ Session Best **B** Crossing the pit lane

Lap	D	Time	Sector 1	Sector 2	Sector 3	T. Spd	Elapsed	Lap	D	Time	Sector 1	Sector 2	Sector 3	T. Spd	Elapsed
19	1	8:49.420	7:32.556	36.585	40.279		57:57.621								
20	1	1:47.582	33.041	34.968	39.573	257.1	59:45.203								
21	1	1:48.014	33.178	34.701	40.135	257.1	1:01:33.217								
22	1	1:46.060	32.662	34.507	38.891	259.0	1:03:19.277								
23	1	1:45.487	32.603	34.334	38.550	260.2	1:05:04.764								
24	1	1:45.668	32.263	34.226	39.179	262.1	1:06:50.432								
25	1	1:45.951	32.829	34.402	38.720	262.1	1:08:36.383								
26	1	1:45.342	32.476	34.213	38.653	262.8	1:10:21.725								
27	1	1:46.287	32.211	35.185	38.891	262.8	1:12:08.012								
28	1	1:52.931	36.869	35.319	40.743	261.5	1:14:00.943								
29	1	1:56.275 B	33.623	35.102	47.550	246.0	1:15:57.218								
30	2	4:23.907	3:11.403	34.329	38.175		1:20:21.125								
31	2	1:43.222	31.948	33.681	37.593	261.5	1:22:04.347								
32	2	1:42.121	31.719	33.313	37.089	264.7	1:23:46.468								
33	2	1:43.115	31.193	33.361	38.561	259.0	1:25:29.583								
34	2	1:41.760	31.373	33.183	37.204	264.7	1:27:11.343								
35	2	1:42.829	31.194	33.034	38.601	266.0	1:28:54.172								
36	2	1:51.524 B	31.306	33.160	47.058	262.1	1:30:45.696								
37	2	6:40.516 B	5:15.461	38.272	46.783		1:37:26.212								
38	2	3:10.590	1:57.330	34.588	38.672		1:40:36.802								
39	2	1:44.476	32.271	33.589	38.616	262.1	1:42:21.278								
40	2	1:41.381	31.541	32.883	36.957	260.2	1:44:02.659								
41	2	2:47.712 B	32.900	58.213	1:16.599	266.0	1:46:50.371								
42	1	8:01.948	6:46.004	35.835	40.109		1:54:52.319								
43	1	1:46.924	33.027	34.722	39.175	260.2	1:56:39.243								
44	1	1:46.563	33.093	34.781	38.689	259.6	1:58:25.806								
45	1	1:44.948	31.831	34.260	38.857	260.2	2:00:10.754								