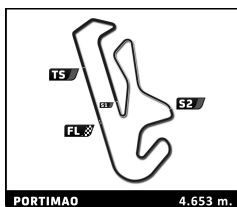


LE MANS CUP

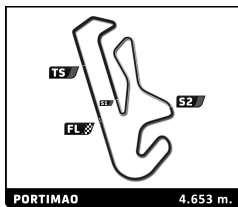


MLMC Collective Test Day
Portimao Round
Afternoon Test

Sector Analysis

Lap under Red Flag											Invalidated Lap	Personal Best	Session Best	B Crossing the pit lane		
Lap	D	Time	Sector 1	Sector 2	Sector 3	T. Spd	Elapsed	Lap	D	Time	Sector 1	Sector 2	Sector 3	T. Spd	Elapsed	
2		CD Sport					Ligier JS P320 - Nissan					LMP3				
		1.Shahan SARKISSIAN														
		2.Willyam GOSSELIN														
1	2	4:14.555	2:51.221	43.136	40.198		4:14.555	3	1	1:45.671	33.765	33.865	38.041	265.4	7:29.163	
2	2	1:46.102	33.035	34.626	38.441	259.0	6:00.657	4	1	3:03.568 B	42.904	1:02.621	1:18.043	266.0	10:32.731	
3	2	1:43.346	32.265	33.464	37.617	264.7	7:44.003	5	1	6:13.352	4:55.583	37.883	39.886		16:46.083	
4	2	3:13.308 B	56.487	1:02.030	1:14.791	173.1	10:57.311	6	1	1:51.594	31.620	34.750	45.224	262.8	18:37.677	
5	2	6:51.216	5:37.941	34.945	38.330		17:48.527	7	1	1:42.877	31.646	33.030	38.201	264.1	20:20.554	
6	2	1:41.695	31.444	33.007	37.244	263.4	19:30.222	8	1	1:44.459	32.161	34.008	38.290	262.8	22:05.013	
7	2	1:41.066	31.155	32.809	37.102	264.1	21:11.288	9	1	1:44.251	31.585	33.958	38.708	264.7	23:49.264	
8	2	1:45.266	31.090	32.985	41.191	265.4	22:56.554	10	1	1:42.096	31.608	32.935	37.553	262.8	25:31.360	
9	2	1:41.912	31.376	32.992	37.544	264.7	24:38.466	11	1	1:41.672	31.173	33.007	37.492	266.7	27:13.032	
10	2	1:41.626	31.146	32.960	37.520	266.7	26:20.092	12	1	1:57.346 B	33.181	33.763	50.402	270.0	29:10.378	
11	2	1:42.009	31.111	32.919	37.979	267.3	28:02.101	13	2	5:19.006	4:07.769	33.706	37.531		34:29.384	
12	2	2:06.940 B	31.682	33.132	1:02.126	266.7	30:09.041	14	2	1:40.947	31.015	32.657	37.275	265.4	36:10.331	
13	1	5:20.041	4:06.674	35.124	38.243		35:29.082	15	2	1:53.165 B	31.062	32.680	49.423	268.0	38:03.496	
14	1	1:55.189	31.925	34.894	48.370	265.4	37:24.271									
15	1	1:49.083	34.902	33.716	40.465	247.7	39:13.354									
16	1	1:53.755	32.299	33.415	48.041	259.0	41:07.109									
17	1	2:26.527 B	39.619	44.141	1:02.767	184.6	43:33.636									
6		ANS Motorsport					Ligier JS P320 - Nissan					LMP3				
		1.Eric DE DONCKER														
		2.Nicolas SCHATZ														
1	1	3:45.140	2:19.715	41.922	43.503		3:45.140	1	1	4:17.538	3:00.242	37.343	39.953		4:17.538	
2	1	1:55.734	37.065	36.024	42.645	227.8	5:40.874	2	1	1:47.954	33.668	34.706	39.580	254.7	6:05.492	
3	1	1:47.860	33.778	34.931	39.151	254.1	7:28.734	3	1	1:55.631 B	32.639	34.317	48.675	255.9	8:01.123	
4	1	3:02.271 B	40.831	1:01.632	1:19.808	258.4	10:31.005	4	1	8:19.025	7:04.498	35.119	39.408		16:20.148	
5	1	6:11.463	4:55.579	36.216	39.668		16:42.468	5	1	1:44.089	32.261	33.667	38.161	257.8	18:04.237	
6	1	1:50.595	33.407	37.343	39.845	259.0	18:33.063	6	1	1:43.524	31.926	33.505	38.093	260.2	19:47.761	
7	1	1:46.011	32.853	34.154	39.004	257.1	20:19.074	7	1	1:50.560 B	32.016	33.436	45.108	260.2	21:38.321	
8	1	1:51.241	37.096	34.944	39.201	259.0	22:10.315	8	2	3:29.182	2:17.426	34.152	37.604		25:07.503	
9	1	1:45.933	32.635	34.095	39.203	259.0	23:56.248	9	2	1:42.026	31.345	32.872	37.809	263.4	26:49.529	
10	1	1:47.126	32.845	35.320	38.961	259.6	25:43.374	10	2	1:49.965 B	32.088	32.809	45.068	264.1	28:39.494	
11	1	1:45.212	32.459	34.064	38.689	259.0	27:28.586	11	1	6:27.892	5:06.833	40.570	40.489		35:07.386	
12	1	1:50.560	32.366	34.827	43.367	259.0	29:19.146	12	1	1:48.414	32.624	34.167	41.623	256.5	36:55.800	
13	1	3:11.986	54.881	1:02.538	1:14.567	235.8	32:31.132	13	1	1:47.653	33.612	33.760	40.281	237.4	38:43.453	
14	1	2:16.370	1:00.712	35.561	40.097	79.8	34:47.502	14	1	1:57.990	32.749	33.465	51.776	256.5	40:41.443	
15	1	2:03.322 B	35.916	36.899	50.507	242.2	36:50.824	15	1	2:07.239 B	32.902	37.518	56.819	251.7	42:48.682	
16	2	4:28.229	3:09.626	33.853	44.750		41:19.053	16	2	4:53.913	3:29.670	38.786	45.457		47:42.595	
17	2	2:18.717 B	35.811	40.686	1:02.220	240.0	43:37.770	17	2	1:56.935	35.710	37.889	43.336	251.2	49:39.530	
18	2	3:59.028	2:35.010	39.202	44.816		47:36.798	18	2	1:55.389	34.582	37.579	43.228	256.5	51:34.919	
19	2	1:57.767	35.903	38.035	43.829	251.2	49:34.565	19	2	1:54.915	34.161	37.395	43.359	257.1	53:29.834	
20	2	1:56.232	35.453	37.624	43.155	253.5	51:30.797	20	2	1:54.293	33.419	37.587	43.287	258.4	55:24.127	
21	2	1:54.245	34.107	37.512	42.626	255.3	53:25.042	21	2	1:53.480	33.339	36.858	43.283	259.0	57:17.607	
22	2	1:53.961	33.611	37.332	43.018	256.5	55:19.003	22	2	1:54.014	33.271	36.875	43.868	259.6	59:11.621	
23	2	1:52.841	33.500	36.248	43.093	257.1	57:11.844	23	2	1:53.168	33.103	36.219	43.846	259.6	1:01:04.789	
24	2	1:51.827	33.130	35.741	42.956	257.8	59:03.671									
25	2	1:52.852	33.165	35.692	43.995	257.8	1:00:56.523									
7		Nielsen Racing					Ligier JS P320 - Nissan					LMP3				
		1.Anthony WELLS														
		2.Wayne BOYD														
1	1	3:58.662	2:40.001	37.528	41.133		3:58.662	1	1	4:05.153	2:48.418	37.140	39.595		4:05.153	
2	1	1:44.830	32.811	33.891	38.128	260.9	5:43.492	2	1	1:45.616	33.349	34.073	38.194	257.8	5:50.769	
								3	1	1:45.737	32.627	34.526	38.584	262.1	7:36.506	
								4	1	3:06.207 B	45.317	1:03.275	1:17.615	261.5	10:42.713	
								5	1	6:57.818	5:43.764	34.334	39.720		17:40.531	
								6	1	1:43.928	31.896	33.744	38.288	260.2	19:24.459	
								7	1	1:43.499	31.969	33.892	37.638	256.5	21:07.958	
								8	1	1:43.734	31.774	33.512	38.448	262.8	22:51.692	
								9	1	1:43.518	32.381	33.639	37.498	258.4	24:35.210	
								10	1	1:46.065	32.553	33.732	39.780	264.7	26:21.275	
								11	1	1:43.256	31.810	33.546	37.900	258.4	28:04.531	

LE MANS CUP

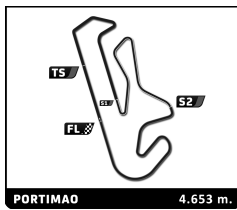


MLMC Collective Test Day
Portimao Round
Afternoon Test

Sector Analysis

Lap under Red Flag												Invalidated Lap	Personal Best	Session Best	B Crossing the pit lane
Lap	D	Time	Sector 1	Sector 2	Sector 3	T. Spd	Elapsed	Lap	D	Time	Sector 1	Sector 2	Sector 3	T. Spd	Elapsed
12	1	2:16.154 B	32.221	35.965	1:07.968	263.4	30:20.685	10	1	1:46.392	32.937	33.919	39.536	254.7	26:06.724
13	2	4:39.561	3:27.020	34.214	38.327		35:00.246	11	1	1:58.416 B	33.085	35.289	50.042	254.1	28:05.140
14	2	1:45.434	31.704	33.138	40.592	259.6	36:45.680	12	2	7:06.879	5:52.835	34.331	39.713		35:12.019
15	2	1:48.377	32.913	33.690	41.774	231.3	38:34.057	13	2	1:46.367	32.633	33.553	40.181	254.7	36:58.386
16	2	1:48.364	32.225	33.520	42.619	254.7	40:22.421	14	2	1:45.619	32.449	33.194	39.976	255.9	38:44.005
17	2	2:00.604 B	32.151	35.162	53.291	255.3	42:23.025	15	2	2:01.525 B	33.461	34.364	53.700	255.3	40:45.530
12 Kessel Racing Ferrari 296 GT3															
1.Frederic JOUSSET GT3															
2.David Cleto FUMANELLI															
1	2	6:45.426	5:20.636	40.524	44.266		6:45.426	16	2	7:45.091	6:20.223	40.077	44.791		48:30.621
2	2	2:28.347 B	34.937	36.835	1:16.575	248.3	9:13.773	17	2	1:58.426	35.677	38.487	44.262	247.7	50:29.047
3	2	8:10.487	6:55.026	35.423	40.038		17:24.260	18	2	1:57.417	35.065	37.925	44.427	248.3	52:26.464
4	2	1:50.688	33.810	35.563	41.315	252.9	19:14.948	19	2	2:04.397 B	35.142	38.172	51.083	250.0	54:30.861
5	2	1:45.248	32.567	34.193	38.488	254.7	21:00.196	20	1	4:09.832	2:44.277	39.382	46.173		58:40.693
6	2	1:44.752	32.206	33.987	38.559	256.5	22:44.948	21	1	2:01.094	36.552	38.315	46.227	248.8	1:00:41.787
7	2	1:44.491	32.292	33.773	38.426	257.1	24:29.439	20 High Class Racing Ligier JS P320 - Nissan							
8	2	1:44.156	32.067	33.772	38.317	257.8	26:13.595	1.Jens Reno MOLLER LMP3							
9	2	1:45.037	32.239	33.904	38.894	258.4	27:58.632	2.Tommy FOSTER							
10	2	2:05.286	32.253	33.753	59.280	256.5	30:03.918	1	2	3:08.178	1:54.073	35.476	38.629		3:08.178
11	2	3:20.970	1:11.750	1:02.489	1:06.731	79.1	33:24.888	2	2	1:42.393	31.618	33.248	37.527	253.5	4:50.571
12	2	1:51.447	35.448	34.466	41.533	234.3	35:16.335	3	2	1:43.077	31.464	33.798	37.815	256.5	6:33.648
13	2	1:49.300	32.562	35.262	41.476	254.1	37:05.635	4	2	2:16.402 B	31.190	32.664	1:12.548	258.4	8:50.050
14	2	1:49.094	33.388	35.233	40.473	253.5	38:54.729	5	2	12:36.465	...	33.495	37.606		21:26.515
15	2	2:05.118 B	34.973	34.747	55.398	254.1	40:59.847	6	2	1:41.343	31.325	32.980	37.038	257.1	23:07.858
13 MRacing Ligier JS P320 - Nissan															
1.Romano RICCI LMP3															
2.Alexandre COUGNAUD															
1	1	4:33.473	3:12.120	39.141	42.212		4:33.473	7	2	1:40.806	31.029	32.934	36.843	258.4	24:48.664
2	1	1:48.070	33.602	35.351	39.117	257.1	6:21.543	8	2	1:40.815	30.927	32.526	37.362	260.2	26:29.479
3	1	2:02.001 B	33.012	38.505	50.484	263.4	8:23.544	9	2	1:40.379	30.953	32.434	36.992	258.4	28:09.858
4	1	8:00.297	6:46.488	34.749	39.060		16:23.841	10	2	2:09.109 B	30.855	32.875	1:05.379	260.2	30:18.967
5	1	1:46.140	32.932	34.424	38.784	260.9	18:09.981	11	1	4:21.592	3:06.680	35.423	39.489		34:40.559
6	1	1:45.301	32.857	34.082	38.362	264.1	19:55.282	12	1	1:46.581	32.814	34.107	39.660	255.9	36:27.140
7	1	1:44.163	32.302	33.576	38.285	264.1	21:39.445	13	1	1:48.526	33.140	34.076	41.310	252.9	38:15.666
8	1	1:44.255	31.888	34.079	38.288	267.3	23:23.700	14	1	1:48.148	32.762	34.125	41.261	252.3	40:03.814
9	1	1:44.936	33.074	34.016	37.846	268.0	25:08.636	15	1	2:03.122 B	32.540	35.075	55.507	253.5	42:06.936
10	1	1:43.199	31.698	33.552	37.949	267.3	26:51.835	23 Biogas Motorsport Ferrari 296 GT3							
11	1	1:54.300 B	31.942	35.265	47.093	267.3	28:46.135	1.Josep MAYOLA COMADIR GT3							
12	1	5:24.381	3:52.931	51.613	39.837		34:10.516	2.Marc CAROL YBARRA							
13	1	1:43.989	32.020	33.351	38.618	264.1	35:54.505	1	2	4:00.329	2:40.726	37.404	42.199		4:00.329
14	1	2:00.046 B	33.587	34.257	52.202	260.9	37:54.551	2	2	1:46.953	32.881	34.261	39.811	255.9	5:47.282
18 High Class Racing Porsche 911 GT3 R (992)															
1.Nicholas JONES GT3															
2.Sven MÜLLER															
1	1	3:47.728	2:22.212	40.410	45.106		3:47.728	3	2	1:45.630	32.414	34.314	38.902	259.0	7:32.912
2	1	1:51.894	35.023	35.868	41.003	250.0	5:39.622	4	2	3:05.339 B	45.199	1:03.332	1:16.808	260.9	10:38.251
3	1	1:47.274	33.190	33.965	40.119	252.9	7:26.896	5	2	6:54.611	5:40.384	35.263	38.964		17:32.862
4	1	2:59.646 B	39.737	1:03.279	1:16.630	253.5	10:26.542	6	2	1:45.114	32.311	34.054	38.749	258.4	19:17.976
5	1	6:40.218	5:17.132	39.420	43.666		17:06.760	7	2	1:45.419	32.223	34.340	38.856	259.6	21:03.395
6	1	1:51.662	34.880	35.856	40.926	249.4	18:58.422	8	2	1:44.462	32.267	33.891	38.304	259.6	22:47.857
7	1	1:48.301	33.233	34.955	40.113	252.9	20:46.723	9	2	1:44.118	32.099	33.679	38.340	260.9	24:31.975
8	1	1:46.889	32.892	34.289	39.708	251.2	22:33.612	10	2	1:52.206 B	32.346	34.006	45.854	262.8	26:24.181
9	1	1:46.720	32.038	34.249	39.433	255.9	24:20.332	11	1	8:47.384	7:30.259	36.526	40.599		35:11.565
24 Steller Motorsport Audi R8 LMS															
1.Alex MARTIN GT3															
2.Charles BATEMAN															
1	1	4:09.506	2:48.158	38.644	42.704		4:09.506	12	1	1:58.863	35.783	37.451	45.629	255.9	37:10.428
2	1	1:50.261	33.927	35.748	40.586	253.5	5:59.767	13	1	2:48.005	36.451	35.790	1:35.764	213.4	39:58.433
3	1	1:49.802	34.959	35.280	39.563	255.3	7:49.569	14	1	2:15.708 B	34.872	36.366	1:04.470	250.0	42:14.141

LE MANS CUP



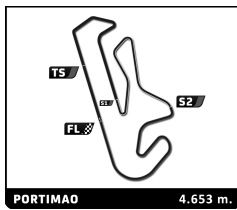
MLMC Collective Test Day
Portimao Round
Afternoon Test

Sector Analysis

Lap under Red Flag Invalidated Lap Personal Best Session Best Crossing the pit lane

Lap	D	Time	Sector 1	Sector 2	Sector 3	T. Spd	Elapsed	Lap	D	Time	Sector 1	Sector 2	Sector 3	T. Spd	Elapsed				
4	1	3:27.760 B	1:06.179	1:03.259	1:18.322	79.1	11:17.329	8	1	1:57.814 B	32.628	34.553	50.633	259.0	24:04.929				
5	1	5:36.730	4:16.015	37.148	43.567		16:54.059	9	2	4:00.942	2:44.675	35.772	40.495		28:05.871				
6	1	1:47.158	33.287	34.322	39.549	254.7	18:41.217	10	2	2:16.867 B	35.131	34.565	1:07.171	262.1	30:22.738				
7	1	1:51.046	33.818	35.175	42.053	257.8	20:32.263	11	2	4:56.688	3:39.024	37.818	39.846		35:19.426				
8	1	1:46.238	32.802	34.363	39.073	255.9	22:18.501	12	2	1:49.093	31.654	34.560	42.879	262.8	37:08.519				
9	1	1:45.797	32.501	34.076	39.220	258.4	24:04.298	13	2	1:46.510	32.603	34.054	39.853	258.4	38:55.029				
10	1	1:56.232 B	32.442	34.961	48.829	259.6	26:00.530	14	2	1:52.872	33.356	34.133	45.383	248.8	40:47.901				
11	2	5:38.132	3:20.301	1:01.692	1:16.139		31:38.662	15	2	2:17.073 B	33.048	40.078	1:03.947	251.7	43:04.974				
12	2	2:40.594	1:12.762	47.129	40.703	78.5	34:19.256	28 MV2S Racing Ligier JS P320 - Nissan 1.Terrence WOODWARD LMP3 2.Viacheslav GUTAK											
13	2	1:46.810	33.065	34.408	39.337	255.9	36:06.066	1	1	3:23.357	2:06.869	36.004	40.484		3:23.357				
14	2	1:47.606	32.398	34.184	41.024	256.5	37:53.672	2	1	1:47.288	32.876	35.488	38.924	255.3	5:10.645				
15	2	1:53.453	32.815	39.262	41.376	254.7	39:47.125	3	1	1:43.803	32.009	33.588	38.206	259.6	6:54.448				
16	2	2:05.415 B	32.176	36.193	57.046	255.9	41:52.540	4	1	2:30.226 B	31.605	40.910	1:17.711	262.8	9:24.674				
17	2	6:25.129	4:59.533	39.810	45.786		48:17.669	5	1	7:09.447	5:55.352	34.754	39.341		16:34.121				
18	2	1:59.948	37.028	38.535	44.385	248.3	50:17.617	6	1	1:46.609	33.152	34.845	38.612	260.9	18:20.730				
19	2	2:01.766	37.082	39.115	45.569	252.9	52:19.383	7	1	1:45.331	32.894	34.462	37.975	262.8	20:06.061				
20	2	1:58.748	35.376	38.436	44.936	252.9	54:18.131	8	1	1:42.510	31.678	33.436	37.396	260.9	21:48.571				
21	2	1:58.428	35.009	38.794	44.625	253.5	56:16.559	9	1	1:42.140	31.504	33.306	37.330	262.1	23:30.711				
22	2	1:57.799	34.689	38.116	44.994	253.5	58:14.358	10	1	1:42.087	31.781	33.100	37.206	263.4	25:12.798				
23	2	1:58.014	34.598	38.416	45.000	252.9	1:00:12.372	11	1	1:50.907 B	32.860	33.863	44.184	264.1	27:03.705				
26 Breton Racing Ligier JS P320 - Nissan 1.Jamie FALVEY LMP3 2.Teddy WILLSON							12	2	5:36.585	3:18.728	1:02.955	1:14.902	12	2	5:36.585	3:18.728	1:02.955	1:14.902	32:40.290
1	1	6:06.376	4:49.363	37.537	39.476		6:06.376	13	2	2:09.982	57.226	34.517	38.239	79.5	34:50.272				
2	1	1:46.803	33.149	34.745	38.909	254.1	7:53.179	14	2	1:46.242	33.172	34.339	38.731	257.8	36:36.514				
3	1	3:25.351 B	1:03.201	1:03.810	1:18.340	85.9	11:18.530	15	2	2:02.236 B	32.534	34.080	55.622	258.4	38:38.750				
4	1	5:30.046	4:15.308	35.712	39.026		16:48.576	16	2	4:29.984 B	2:48.327	39.843	1:01.814		43:08.734				
5	1	1:45.503	32.558	34.258	38.687	256.5	18:34.079	17	2	3:36.176	2:13.087	38.954	44.135		46:44.910				
6	1	1:46.472	32.418	34.143	39.911	259.0	20:20.551	18	2	2:00.089	36.968	39.264	43.857	251.2	48:44.999				
7	1	1:48.257	35.120	33.968	39.169	231.8	22:08.808	19	2	1:57.703	36.069	38.269	43.365	253.5	50:42.702				
8	1	1:43.876	32.083	33.876	37.917	260.2	23:52.684	20	2	1:59.019	35.898	38.959	44.162	254.7	52:41.721				
9	1	1:44.203	31.901	33.757	38.545	262.8	25:36.887	21	2	1:57.636	35.291	37.963	44.382	254.7	54:39.357				
10	1	1:43.370	32.016	33.491	37.863	260.9	27:20.257	22	2	1:55.569	34.945	37.655	42.969	255.9	56:34.926				
11	1	1:47.181	31.710	33.367	42.104	262.8	29:07.438	23	2	1:56.668	34.603	38.106	43.959	256.5	58:31.594				
12	1	3:22.296	1:04.993	1:02.626	1:14.677	101.8	32:29.734	24	2	1:54.140	34.428	36.877	42.835	256.5	1:00:25.734				
13	1	2:25.601 B	1:00.515	35.715	49.371	79.0	34:55.335	29 MV2S Racing Ligier JS P320 - Nissan 1.Jacek ZIELONKA LMP3 2.Maximus MAYER											
14	1	4:05.899	2:49.003	35.582	41.314		39:01.234	1	2	3:29.282	2:14.510	36.322	38.450		3:29.282				
15	1	2:12.044 B	35.216	40.463	56.365	204.5	41:13.278	2	2	1:43.486	32.050	33.741	37.695	257.1	5:12.768				
16	1	6:29.186	5:00.262	41.854	47.070		47:42.464	3	2	1:43.013	31.447	33.406	38.160	260.9	6:55.781				
17	1	2:03.497	38.936	39.776	44.785	206.5	49:45.961	4	2	2:39.787 B	2:15.887	47.117	1:15.083	262.1	9:29.568				
18	1	2:00.358	36.663	39.685	44.010	251.2	51:46.319	5	1	7:56.054	6:43.005	34.699	38.350		17:25.622				
19	1	2:01.350	35.521	38.781	47.048	251.2	53:47.669	6	1	1:45.038	32.466	34.188	38.384	260.2	19:10.660				
20	1	2:10.113 B	35.637	39.531	54.945	254.1	55:57.782	7	1	1:44.747	31.948	34.340	38.459	260.2	20:55.407				
27 P4 Racing Ligier JS P320 - Nissan 1.Andrew FERGUSON LMP3 2.Louis HAMILTON-SMITH							8	1	1:44.210	32.249	34.119	37.842	260.2	22:39.617					
1	1	4:36.820	3:10.542	40.120	46.158		4:36.820	9	1	1:43.957	31.879	33.841	38.237	261.5	24:23.574				
2	1	1:50.462	34.280	35.875	40.307	251.2	6:27.282	10	1	1:52.298 B	32.955	34.655	44.688	262.8	26:15.872				
3	1	2:20.510 B	33.476	35.343	1:11.691	256.5	8:47.792	11	2	9:06.127	7:52.383	35.816	37.928		35:21.999				
4	1	7:44.871	6:27.036	35.299	42.536		16:32.663	12	2	1:44.143	31.601	33.056	39.486	257.8	37:06.142				
5	1	1:58.985	35.991	41.064	41.930	248.3	18:31.648	13	2	1:45.330	32.879	33.358	39.093	256.5	38:51.472				
6	1	1:47.117	32.814	34.311	39.992	255.9	20:18.765	14	2	1:47.159	31.845	33.342	41.972	259.0	40:38.631				
7	1	1:48.350	32.786	34.608	40.956	257.1	22:07.115	15	2	2:03.574 B	32.820	35.632	55.122	257.8	42:42.205				

LE MANS CUP



MLMC Collective Test Day
Portimao Round
Afternoon Test

Sector Analysis

Lap under Red Flag Invalidated Lap Personal Best Session Best B Crossing the pit lane

Lap	D	Time	Sector 1	Sector 2	Sector 3	T. Spd	Elapsed	Lap	D	Time	Sector 1	Sector 2	Sector 3	T. Spd	Elapsed
16	2	4:13.950	2:51.209	38.522	44.219		46:56.155	8	2	1:40.114	30.940	32.197	36.977	264.7	21:39.728
17	2	1:56.495	35.277	37.706	43.512	253.5	48:52.650	9	2	1:51.622 B	32.167	34.629	44.826	270.0	23:31.350
18	2	1:54.532	34.553	36.957	43.022	253.5	50:47.182	10	1	4:27.686	3:11.779	35.327	40.580		27:59.036
19	2	2:01.962 B	33.749	37.095	51.118	254.1	52:49.144	11	1	2:07.146	32.540	34.486	1:00.120	260.2	30:06.182
20	1	4:04.685	2:44.343	37.724	42.618		56:53.829	12	1	3:20.476	1:11.732	1:02.320	1:06.424	79.8	33:26.658
21	1	1:52.996	33.816	36.418	42.762	255.3	58:46.825	13	1	1:50.132	36.668	34.704	38.760	196.0	35:16.790
22	1	1:54.540	34.316	36.414	43.810	255.9	1:00:41.365	14	1	1:49.318	33.186	35.246	40.886	262.8	37:06.108

34 Inter Europol Competition Ligier JS P320 - Nissan
 1. Alexander BUKHANTSOV LMP3
 2. Rik KOEN

1	1	3:45.204	2:24.195	39.114	41.895		3:45.204
2	1	1:50.941	34.455	36.770	39.716	257.8	5:36.145
3	1	1:45.487	32.840	34.559	38.088	264.1	7:21.632
4	1	2:55.783 B	35.542	1:02.089	1:18.152	266.0	10:17.415
5	1	6:20.469	5:06.757	35.418	38.294		16:37.884
6	1	1:45.366	33.319	34.352	37.695	264.7	18:23.250
7	1	1:43.395	31.459	33.475	38.461	263.4	20:06.645
8	1	1:42.371	31.467	33.628	37.276	264.7	21:49.016
9	1	1:42.185	31.720	33.466	36.999	267.3	23:31.201
10	1	1:49.516 B	31.432	33.531	44.553	268.7	25:20.717
11	2	9:57.697	8:45.190	34.780	37.727		35:18.414
12	2	1:46.296	31.537	34.437	40.322	264.7	37:04.710
13	2	1:46.357	33.340	33.586	39.431	259.0	38:51.067
14	2	1:47.311	31.827	33.038	42.446	260.9	40:38.378
15	2	2:02.606 B	32.567	35.635	54.404	255.9	42:40.984

42 Steller Motorsport Duqueine M30 - D08 - Nissan
 1. Andrew BENTLEY LMP3
 2. Sennan FIELDING

1	2	4:07.067	2:50.870	36.545	39.652		4:07.067
2	2	1:44.481	33.170	33.634	37.677	262.8	5:51.548
3	2	1:42.469	31.966	33.100	37.403	264.7	7:34.017
4	2	3:07.410 B	46.612	1:03.298	1:17.500	270.0	10:41.427
5	2	6:36.448	5:08.318	45.904	42.226		17:17.875
6	2	1:42.303	31.384	33.233	37.686	264.7	19:00.178
7	2	1:42.693	31.508	33.606	37.579	268.0	20:42.871
8	2	1:42.033	31.494	33.238	37.301	268.0	22:24.904
9	2	1:47.853 B	31.107	32.908	43.838	269.3	24:12.757
10	2	4:21.397	3:10.552	33.456	37.389		28:34.154
11	2	2:34.662 B	31.267	47.062	1:16.333	267.3	31:08.816
12	2	4:26.996	3:13.223	34.679	39.094		35:35.812
13	2	2:02.668 B	33.416	33.869	55.383	237.4	37:38.480
14	1	11:14.104	9:47.405	39.916	46.783		48:52.584
15	1	2:06.919 B	36.419	39.285	51.215	246.6	50:59.503

43 Inter Europol Competition Ligier JS P320 - Nissan
 1. Timothy CRESWICK LMP3
 2. Sebastian GRAVLUND

1	2	3:45.565	2:25.880	38.271	41.414		3:45.565
2	2	1:51.113	35.228	35.951	39.934	257.1	5:36.678
3	2	1:43.467	32.348	33.257	37.862	266.7	7:20.145
4	2	2:49.712 B	32.419	1:01.216	1:16.077	262.1	10:09.857
5	2	6:24.782	5:12.250	34.496	38.036		16:34.639
6	2	1:44.676	32.398	33.932	38.346	264.1	18:19.315
7	2	1:40.299	30.915	32.332	37.052	261.5	19:59.614

50 Reiter Engineering Ligier JS P320 - Nissan
 1. Horst FELBERMAYR LMP3
 2. Miklas BORN

1	2	3:05.024	1:53.100	33.996	37.928		3:05.024
2	2	1:43.234	31.382	32.883	38.969	258.4	4:48.258
3	2	1:43.600	31.428	34.702	37.470	262.8	6:31.858
4	2	2:12.029 B	31.268	33.622	1:07.139	264.1	8:43.887
5	2	7:35.095	6:22.861	34.447	37.787		16:18.982
6	2	1:40.384	31.138	32.493	36.753	258.4	17:59.366
7	2	1:39.949	30.774	32.389	36.786	262.8	19:39.315
8	2	1:40.271	30.947	32.443	36.881	262.8	21:19.586
9	2	1:40.115	30.886	32.402	36.827	263.4	22:59.701
10	2	1:41.824	31.099	32.952	37.773	265.4	24:41.525
11	2	1:45.373	32.931	34.451	37.991	264.1	26:26.898
12	2	1:50.303 B	30.824	33.067	46.412	264.1	28:17.201
13	1	5:27.843	3:36.691	1:02.343	48.809		33:45.044
14	1	1:44.982	32.681	34.180	38.121	257.1	35:30.026
15	1	1:51.257	32.118	34.148	44.991	262.8	37:21.283
16	1	1:45.037	32.211	33.416	39.410	257.1	39:06.320
17	1	2:13.303 B	32.375	44.039	56.889	259.0	41:19.623

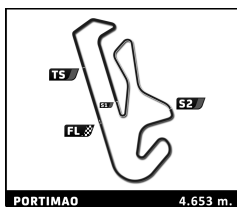
51 AF Corse Ferrari 296 GT3
 1. Matthew KURZEJEWSKI GT3
 2. Alessandro BALZAN

1	1	7:10.885 B	5:29.357	44.241	57.287		7:10.885
2	1	9:12.511	7:54.154	37.772	40.585		16:23.396
3	1	1:48.859	33.163	35.968	39.728	252.9	18:12.255
4	1	1:45.854	32.965	33.867	39.022	254.7	19:58.109
5	1	1:46.866	32.635	33.750	40.481	256.5	21:44.975
6	1	1:51.635	32.765	38.870	40.000	252.9	23:36.610
7	1	1:47.545	33.450	34.912	39.183	253.5	25:24.155
8	1	1:47.950 B	32.427	35.779	39.744	257.1	27:12.105
9	1	2:00.124 B	34.106	34.575	51.443	256.5	29:12.229
10	2	6:02.158	4:48.868	34.181	39.109		35:14.387
11	2	1:46.949	32.693	34.119	40.137	258.4	37:01.336
12	2	1:55.945 B	32.238	33.532	50.175	254.1	38:57.281

58 GG Classics Ligier JS P320 - Nissan
 1. George NAKAS LMP3
 2. Fraser ROSS

1	1	5:49.171	4:27.039	39.286	42.846		5:49.171
2	1	1:53.423	36.292	36.701	40.430	253.5	7:42.594
3	1	3:11.251 B	48.076	1:03.384	1:19.791	227.8	10:53.845
4	1	5:57.193	4:39.058	36.274	41.861		16:51.038
5	1	1:49.448	33.849	35.718	39.881	255.3	18:40.486

LE MANS CUP



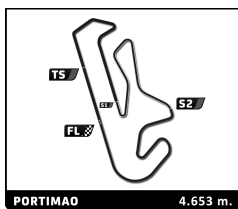
MLMC Collective Test Day
Portimao Round
Afternoon Test

Sector Analysis

Lap under Red Flag Invalidated Lap Personal Best Session Best Crossing the pit lane

Lap	D	Time	Sector 1	Sector 2	Sector 3	T. Spd	Elapsed	Lap	D	Time	Sector 1	Sector 2	Sector 3	T. Spd	Elapsed							
6	1	1:48.041	33.369	35.377	39.295	258.4	20:28.527	22	1	1:55.834	34.619	37.763	43.452	257.1	58:22.954							
7	1	1:47.739	33.270	34.790	39.679	257.8	22:16.266	23	1	1:56.142	34.791	37.704	43.647	258.4	1:00:19.096							
8	1	1:46.784	32.933	34.530	39.321	260.2	24:03.050	66 Rinaldi Racing Ligier JS P320 - Nissan 1. Steve PARROW LMP3 2. Wyatt BRICHACEK														
9	1	1:55.808 B	33.144	35.033	47.631	261.5	25:58.858	1	1	3:26.291	2:01.518	41.002	43.771		3:26.291							
10	1	4:00.053	2:20.130	40.722	59.201		29:58.911	2	1	1:50.321	35.413	35.771	39.137	250.6	5:16.612							
11	1	3:24.465	1:11.924	1:04.223	1:08.318	79.6	33:23.376	3	1	1:46.642	33.465	34.637	38.540	258.4	7:03.254							
12	1	2:00.512	40.601	38.082	41.829	190.8	35:23.888	4	1	2:45.190 B	32.882	56.281	1:16.027	257.8	9:48.444							
13	1	2:26.385	32.759	34.573	1:19.053	258.4	37:50.273	5	1	6:49.016	5:34.052	36.246	38.718		16:37.460							
14	1	1:55.151	35.314	36.040	43.797	243.8	39:45.424	6	1	1:47.565	33.593	35.549	38.423	260.2	18:25.025							
15	1	2:12.479 B	33.171	39.322	59.986	256.5	41:57.903	7	1	1:45.024	32.489	34.173	38.362	262.1	20:10.049							
59 Team Virage Ligier JS P320 - Nissan 1. Oscar BITTAR LMP3 2. Ricardo GRACIA FILHO								8								1	1:44.657	32.129	33.826	38.702	261.5	21:54.706
1	1	3:24.137	2:07.660	36.170	40.307		3:24.137	9	1	1:49.384	36.350	34.644	38.390	260.9	23:44.090							
2	1	1:44.441	32.278	34.204	37.959	258.4	5:08.578	10	1	1:44.227	32.178	33.835	38.214	264.1	25:28.317							
3	1	1:44.446	32.141	33.772	38.533	264.1	6:53.024	11	1	1:43.965	31.966	33.885	38.114	266.0	27:12.282							
4	1	2:28.977 B	31.617	41.221	1:16.139	265.4	9:22.001	12	1	1:46.862	32.716	34.513	39.633	264.7	28:59.144							
5	1	8:31.652	7:16.248	36.141	39.263		17:53.653	13	1	2:57.389	39.812	1:02.980	1:14.597	262.8	31:56.533							
6	1	1:42.387	31.624	33.475	37.288	263.4	19:36.040	14	1	2:30.761	1:11.803	39.617	39.341	79.9	34:27.294							
7	1	1:41.175	31.439	32.735	37.001	264.7	21:17.215	15	1	1:57.183 B	32.773	34.982	49.428	259.6	36:24.477							
8	1	1:41.322	31.403	32.589	37.330	265.4	22:58.537	16	2	5:07.195 B	3:36.473	33.986	56.736		41:31.672							
9	1	1:45.800	31.631	32.972	41.197	267.3	24:44.337	67 Haegeli by T2 Racing Duqueine M30 - D08 - Nissan 1. Pieder DECURTINS LMP3 2. Samir BEN														
10	1	1:50.474 B	31.639	34.231	44.604	266.7	26:34.811	1	1	3:45.154	2:20.385	41.858	42.911		3:45.154							
11	2	6:32.739	4:12.939	1:03.672	1:16.128		33:07.550	2	1	1:50.545	34.899	35.880	39.766	254.7	5:35.699							
12	2	1:55.557	42.186	35.470	37.901	184.3	35:03.107	3	1	1:49.551	33.319	35.168	41.064	262.1	7:25.250							
13	2	1:42.614	31.398	33.139	38.077	262.8	36:45.721	4	1	2:54.380 B	34.864	1:00.166	1:19.350	262.8	10:19.630							
14	2	1:45.042	31.776	33.172	40.094	262.1	38:30.763	5	2	7:07.843	5:55.253	34.449	38.141		17:27.473							
15	2	1:45.481	32.317	33.530	39.634	257.8	40:16.244	6	2	1:44.569	31.934	34.440	38.195	263.4	19:12.042							
16	2	2:00.988 B	31.643	33.474	55.871	260.2	42:17.232	7	2	1:43.855	31.512	33.736	38.607	266.7	20:55.897							
62 Bretton Racing Ligier JS P320 - Nissan 1. Ben STONE LMP3 2. Theodor JENSEN								8								2	1:45.976	31.982	35.472	38.522	268.7	22:41.873
1	2	6:39.161	5:22.707	36.979	39.475		6:39.161	9	2	1:42.170	31.440	33.004	37.726	266.0	24:24.043							
2	2	2:16.111 B	33.369	34.667	1:08.075	258.4	8:55.272	10	2	1:43.552	32.635	33.736	37.181	268.7	26:07.595							
3	2	7:36.789	6:22.698	34.399	39.692		16:32.061	11	2	1:49.332 B	32.167	33.449	43.716	269.3	27:56.927							
4	2	1:49.543	35.173	36.253	38.117	257.8	18:21.604	12	1	5:43.284	3:37.431	1:10.640	55.213		33:40.211							
5	2	1:50.972	35.215	37.216	38.541	264.1	20:12.576	13	1	1:47.964	34.906	34.361	38.697	257.8	35:28.175							
6	2	1:44.100	32.606	33.957	37.537	264.7	21:56.676	14	1	1:49.189	32.588	34.507	42.094	264.7	37:17.364							
7	2	1:42.076	31.690	33.023	37.363	266.0	23:38.752	15	1	1:48.683	32.608	33.620	42.455	259.0	39:06.047							
8	2	1:42.564	31.417	33.176	37.971	266.7	25:21.316	16	1	2:16.410 B	31.945	33.560	1:10.905	260.9	41:22.457							
9	2	1:41.560	31.564	32.889	37.107	268.7	27:02.876	71 Rinaldi Racing Ligier JS P320 - Nissan 1. Stefan AUST LMP3 2. Felipe FERNANDEZ-LASER														
10	2	1:53.935 B	31.372	33.066	49.497	266.7	28:56.811	1	1	3:46.630	2:25.153	40.138	41.339		3:46.630							
11	1	5:00.720	3:14.327	1:03.018	43.375		33:57.531	2	1	1:55.823	34.671	36.011	45.141	255.9	5:42.453							
12	1	1:45.933	32.638	34.448	38.847	260.2	35:43.464	3	1	1:48.392	33.435	36.274	38.683	257.8	7:30.845							
13	1	1:47.260	32.564	34.268	40.428	262.1	37:30.724	4	1	3:03.165 B	42.194	1:02.695	1:18.276	261.5	10:34.010							
14	1	1:45.621	32.901	34.040	38.680	257.8	39:16.345	5	1	6:14.777	4:46.771	43.471	44.535		16:48.787							
15	1	2:01.614 B	32.371	33.703	55.540	263.4	41:17.959	6	1	1:49.653	33.983	34.509	41.161	249.4	18:38.440							
16	1	2:50.385 B	1:03.595	47.431	59.359		44:08.344	7	1	1:43.501	31.931	33.866	37.704	262.1	20:21.941							
17	1	4:26.180	3:01.063	39.448	45.669		48:34.524	8	1	1:43.659	32.476	33.453	37.730	262.1	22:05.600							
18	1	2:00.013	35.641	39.018	45.354	254.1	50:34.537	9	1	1:43.940	31.510	33.900	38.530	266.0	23:49.540							
19	1	1:58.134	34.840	38.457	44.837	255.3	52:32.671	10	1	1:42.290	31.819	33.159	37.312	266.0	25:31.830							
20	1	1:57.284	34.552	38.352	44.380	256.5	54:29.955															
21	1	1:57.165	34.773	37.918	44.474	257.8	56:27.120															

LE MANS CUP



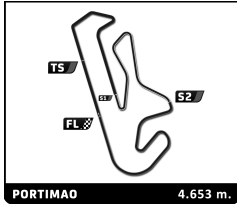
MLMC Collective Test Day
Portimao Round
Afternoon Test

Sector Analysis

Lap under Red Flag Invalidated Lap Personal Best Session Best Crossing the pit lane

Lap	D	Time	Sector 1	Sector 2	Sector 3	T. Spd	Elapsed	Lap	D	Time	Sector 1	Sector 2	Sector 3	T. Spd	Elapsed		
73		Proton Huber Competition									Iron Dames						
		1.Jörg DREISOW									1.Celia MARTIN						
		2.Manuel LAUCK									2.Karen GAILLARD						
								Lamborghini Huracan GT3 EVO2									
								GT3									
1	1	6:06.676	4:42.507	39.394	44.775		6:06.676	1	2	4:21.085	3:03.774	36.767	40.544		4:21.085		
2	1	2:13.870B	37.294	37.631	58.945	236.3	8:20.546	2	2	1:47.664	33.149	35.101	39.414	254.1	6:08.749		
3	1	8:38.265	7:20.554	36.437	41.274		16:58.811	3	2	1:54.485B	33.162	34.571	46.752	257.1	8:03.234		
4	1	1:52.171	34.452	35.437	42.282	251.2	18:50.982	4	2	8:18.367	7:02.132	36.657	39.578		16:21.601		
5	1	1:49.643	34.212	35.258	40.173	250.6	20:40.625	5	2	1:45.665	32.536	33.977	39.152	253.5	18:07.266		
6	1	1:51.706	34.194	36.959	40.553	254.1	22:32.331	6	2	1:45.272	32.208	34.024	39.040	257.8	19:52.538		
7	1	1:49.973	34.578	35.192	40.203	253.5	24:22.304	7	2	1:45.470	32.645	34.009	38.816	257.1	21:38.008		
8	1	1:50.951	36.065	34.771	40.115	236.3	26:13.255	8	2	1:44.908	32.173	33.919	38.816	256.5	23:22.916		
9	1	1:51.745	33.839	36.010	41.896	223.6	28:05.000	9	2	1:54.889B	33.997	35.201	45.691	257.1	25:17.805		
10	1	2:31.111B	36.411	37.721	1:16.979	254.7	30:36.111	10	2	3:13.055	1:55.939	36.727	40.389		28:30.860		
11	2	3:22.223B	1:20.010	1:03.539	58.674		33:58.334	11	2	2:34.457	32.990	44.028	1:17.439	254.1	31:05.317		
12	2	5:27.063	4:11.126	34.768	41.169		39:25.397	12	2	2:54.766	1:13.287	1:01.724	39.755	78.1	34:00.083		
13	2	2:05.228B	32.690	34.404	58.134	255.3	41:30.625	13	2	1:45.122	32.355	33.920	38.847	255.9	35:45.205		
74		Kessel Racing									ANS Motorsport						
		1.Andrew GILBERT									1.Julien LEMOINE						
		2.Fran RUEDA MATEOS									2.Paul TROJANI						
								Ligier JS P320 - Nissan									
								LMP3									
1	1	6:16.535	4:51.743	39.999	44.793		6:16.535	1	1	3:18.888	2:02.139	36.630	40.119		3:18.888		
2	1	2:25.287B	38.017	38.810	1:08.460	220.9	8:41.822	2	1	1:45.259	32.761	34.294	38.204	258.4	5:04.147		
3	1	8:24.123	7:05.809	36.772	41.542		17:05.945	3	1	1:46.149	32.045	35.866	38.238	260.9	6:50.296		
4	1	1:48.850	33.512	34.922	40.416	251.7	18:54.795	4	1	2:24.966B	32.285	37.270	1:15.411	264.1	9:15.262		
5	1	1:48.026	33.453	34.274	40.299	253.5	20:42.821	5	1	7:17.871	6:04.216	34.572	39.083		16:33.133		
6	1	1:47.014	32.927	34.470	39.617	254.7	22:29.835	6	1	1:46.654	33.160	34.529	38.965	259.0	18:19.787		
7	1	1:46.558	32.357	34.207	39.994	255.9	24:16.393	7	1	1:44.449	33.059	33.557	37.833	263.4	20:04.236		
8	1	1:46.019	32.530	34.146	39.343	257.1	26:02.412	8	1	1:42.220	31.532	33.335	37.353	266.7	21:46.456		
9	1	1:46.954	32.466	34.778	39.710	257.1	27:49.366	9	1	1:42.712	31.921	33.464	37.327	265.4	23:29.168		
10	1	2:14.742B	32.709	38.320	1:03.713	257.1	30:04.108	10	1	1:42.646	31.404	33.402	37.840	266.7	25:11.814		
11	2	4:27.702	3:11.412	35.687	40.603		34:31.810	11	1	1:42.052	31.563	33.299	37.190	263.4	26:53.866		
12	2	1:44.923	32.210	33.558	39.155	257.1	36:16.733	12	1	1:45.388	33.641	33.973	37.774	266.7	28:39.254		
13	2	1:56.619B	32.187	33.437	50.995	257.8	38:13.352	13	1	2:35.286B	31.695	48.664	1:14.927	264.1	31:14.540		
77		Team Thor									ANS Motorsport						
		1.Audunn GUDMUNDSSON									1.Julien LEMOINE						
		2.Colin NOBLE									2.Paul TROJANI						
								Ligier JS P320 - Nissan									
								LMP3									
1	1	4:19.353	3:03.303	36.870	39.180		4:19.353	14	2	4:27.550	3:10.802	37.561	39.187		35:42.090		
2	1	35:58.604B	55.351			257.1	40:17.957	15	2	1:47.796	32.901	33.569	41.326	260.9	37:29.886		
3	1	3:06.962B	1:09.777	45.526	1:11.659		43:24.919	16	2	1:44.776	32.482	33.364	38.930	254.7	39:14.662		
4	1	4:53.063	3:26.064	42.279	44.720		48:17.982	17	2	2:00.418B	31.868	32.932	55.618	259.6	41:15.080		
5	1	1:59.799	37.155	38.896	43.748	242.7	50:17.781	18	2	4:11.467	2:49.682	37.862	43.923		45:26.547		
6	1	1:58.700	36.360	38.886	43.454	252.9	52:16.481	19	2	1:59.232	35.901	38.428	44.903	254.1	47:25.779		
7	1	1:59.039	35.718	39.096	44.225	252.9	54:15.520	20	2	1:58.856	35.640	38.094	45.122	255.3	49:24.635		
8	1	1:56.889	35.239	38.373	43.277	252.3	56:12.409	21	2	1:56.943	35.149	37.733	44.061	256.5	51:21.578		
9	1	1:56.715	35.108	38.019	43.588	253.5	58:09.124	22	2	1:57.511	34.884	37.614	45.013	257.8	53:19.089		
10	1	1:57.144	35.262	38.168	43.714	254.1	1:00:06.268	23	2	1:56.098	34.688	37.559	43.851	257.1	55:15.187		
								24	2	1:58.002	33.959	37.257	46.786	254.7	57:13.189		
								25	2	1:55.681	34.002	36.817	44.862	259.0	59:08.870		

LE MANS CUP



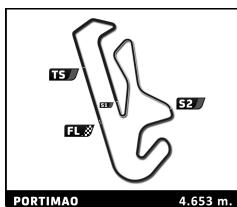
MLMC Collective Test Day Portimao Round Afternoon Test

Sector Analysis

Lap under Red Flag Invalidated Lap Personal Best Session Best B Crossing the pit lane

Lap	D	Time	Sector 1	Sector 2	Sector 3	T. Spd	Elapsed	Lap	D	Time	Sector 1	Sector 2	Sector 3	T. Spd	Elapsed
26	2	1:54.927	34.113	36.787	44.027	257.8	1:01:03.797	7	1	1:47.292	33.219	34.499	39.574	259.0	22:51.619
85	R-ace GP 1. Fabien MICHAL 2. Hadrien DAVID						4.653 m	90		Blackthorn 1. James SWIFT 2. Ross KAISER				Aston Martin Vantage GT3 EVO GT3	
1	1	3:42.988	2:18.916	41.671	42.401		3:42.988	1	1	3:40.831	2:12.599	43.380	44.852		3:40.831
2	1	1:50.175	34.408	36.845	38.922	240.5	5:33.163	2	1	1:59.892	35.953	38.596	45.343	236.8	5:40.723
3	1	1:43.016	31.832	33.325	37.859	262.8	7:16.179	3	1	1:58.176	37.168	36.224	44.784	226.9	7:38.899
4	1	2:48.403 B	31.776	1:00.759	1:15.868	266.7	10:04.582	4	1	3:12.826 B	50.446	1:03.818	1:18.562	253.5	10:51.725
5	1	6:24.780	5:11.444	34.506	38.830		16:29.362	5	1	5:50.178	4:32.454	37.218	40.506		16:41.903
6	1	1:47.291	31.347	32.854	43.090	263.4	18:16.653	6	1	1:47.275	33.094	34.403	39.778	254.7	18:29.178
7	1	1:52.256 B	31.789	32.939	47.528	266.7	20:08.909	7	1	1:46.736	33.066	34.040	39.630	255.9	20:15.914
8	1	6:26.089	5:03.856	40.779	41.454		26:34.998	8	1	1:46.974	33.148	34.502	39.324	257.1	22:02.888
9	1	1:53.625	38.270	35.522	39.833	221.8	28:28.623	9	1	1:46.470	33.081	34.198	39.191	257.1	23:49.358
10	1	2:25.619	31.255	39.799	1:14.565	264.1	30:54.242	10	1	1:58.905	35.872	42.027	41.006	251.7	25:48.263
11	1	3:01.307	1:12.882	1:03.600	44.825	78.4	33:55.549	11	1	7:47.047 B	32.844	34.198	6:40.005	257.8	33:35.310
12	1	1:45.072	31.663	35.399	38.010	262.1	35:40.621	12	2	4:16.975	2:57.499	35.665	43.811		37:52.285
13	1	1:44.652	31.739	32.709	40.204	268.0	37:25.273	13	2	1:50.835	33.828	35.241	41.766	250.0	39:43.120
14	1	1:46.181	33.047	32.983	40.151	260.9	39:11.454	14	2	1:51.256	32.692	34.287	44.277	254.7	41:34.376
15	1	1:58.525 B	31.249	34.089	53.187	264.1	41:09.979	15	2	2:25.443 B	34.777	47.990	1:02.676	247.1	43:59.819
87	COOL Racing 1. James SWEETNAM 2. Adrien CLOSMENIL						4.653 m	91		Blackthorn 1. Claude BOVET 2. David MCDONALD				Aston Martin Vantage GT3 EVO GT3	
1	1	5:01.590	3:47.684	35.170	38.736		5:01.590	1	2	3:43.025	2:13.252	44.173	45.600		3:43.025
2	1	1:45.052	32.333	34.804	37.915	256.5	6:46.642	2	2	1:51.601	35.420	36.478	39.703	243.2	5:34.626
3	1	2:25.282 B	32.998	36.222	1:16.062	260.9	9:11.924	3	2	1:45.427	32.917	33.889	38.621	257.8	7:20.053
4	1	8:12.430	6:57.528	35.264	39.638		17:24.354	4	2	2:56.271 B	36.134	1:02.645	1:17.492	259.6	10:16.324
5	1	1:45.466	33.191	33.939	38.336	257.1	19:09.820	5	2	6:24.129	5:07.614	35.345	41.170		16:40.453
6	1	1:45.144	32.174	34.784	38.186	259.0	20:54.964	6	2	1:45.513	32.490	34.255	38.768	257.8	18:25.966
7	1	1:43.811	32.012	33.896	37.903	260.2	22:38.775	7	2	1:44.900	32.334	33.915	38.651	259.0	20:10.866
8	1	1:43.678	31.943	33.578	38.157	260.2	24:22.453	8	2	1:44.462	32.155	33.641	38.666	259.0	21:55.328
9	1	1:44.244	32.047	33.704	38.493	260.9	26:06.697	9	2	1:46.153	32.684	34.636	38.833	259.6	23:41.481
10	1	1:43.268	31.898	33.585	37.785	258.4	27:49.965	10	2	1:44.733	32.275	33.795	38.663	260.2	25:26.214
11	1	1:57.414	32.358	34.856	50.200	263.4	29:47.379	11	2	1:44.586	32.176	33.727	38.683	260.9	27:10.800
12	1	3:29.273	1:11.767	1:02.654	1:14.852	79.8	33:16.652	12	2	1:44.533	32.160	33.914	38.459	260.2	28:55.333
13	1	1:55.823	43.083	34.395	38.345	180.9	35:12.475	13	2	2:50.522	32.718	1:01.850	1:15.954	258.4	31:45.855
14	1	1:47.108	34.119	33.743	39.246	261.5	36:59.583	14	2	2:35.778	1:11.951	43.542	40.285	79.8	34:21.633
15	1	1:44.844	32.283	33.570	38.991	258.4	38:44.427	15	2	1:48.146	32.891	34.785	40.470	257.8	36:09.779
16	1	1:58.614 B	32.715	33.876	52.023	262.1	40:43.041	16	2	1:49.746	33.239	34.482	42.025	254.7	37:59.525
17	2	6:10.246	4:47.276	37.887	45.083		46:53.287	17	2	1:49.925	33.385	34.620	41.920	252.9	39:49.450
18	2	1:56.072	35.077	37.896	43.099	253.5	48:49.359								
19	2	1:54.393	34.199	37.230	42.964	255.3	50:43.752								
20	2	1:55.194	34.985	37.062	43.147	255.9	52:38.946								
21	2	1:54.074	33.707	37.430	42.937	255.9	54:33.020								
22	2	2:03.869 B	33.595	37.267	53.007	256.5	56:36.889								
88	AF Corse 1. Custodio TOLEDO 2. Riccardo AGOSTINI						4.653 m	91		Blackthorn 1. Claude BOVET 2. David MCDONALD				Aston Martin Vantage GT3 EVO GT3	
1	1	4:44.686	3:23.673	38.507	42.506		4:44.686	1	2	3:43.025	2:13.252	44.173	45.600		3:43.025
2	1	1:52.369	34.650	37.563	40.156	251.2	6:37.055	2	2	1:51.601	35.420	36.478	39.703	243.2	5:34.626
3	1	2:15.881 B	33.680	35.320	1:06.881	254.7	8:52.936	3	2	1:45.427	32.917	33.889	38.621	257.8	7:20.053
4	1	8:34.466	7:13.927	36.743	43.796		17:27.402	4	2	2:56.271 B	36.134	1:02.645	1:17.492	259.6	10:16.324
5	1	1:49.042	33.751	34.968	40.323	253.5	19:16.444	5	2	6:24.129	5:07.614	35.345	41.170		16:40.453
6	1	1:47.883	33.295	34.354	40.234	254.1	21:04.327	6	2	1:45.513	32.490	34.255	38.768	257.8	18:25.966

LE MANS CUP



MLMC Collective Test Day
Portimao Round
Afternoon Test

Sector Analysis

Lap under Red Flag Invalidated Lap Personal Best Session Best B Crossing the pit lane

Lap	D	Time	Sector 1	Sector 2	Sector 3	T. Spd	Elapsed	Lap	D	Time	Sector 1	Sector 2	Sector 3	T. Spd	Elapsed
18	2	2:00.723 B	33.226	34.497	53.000	254.7	41:50.173								
19	2	8:01.493	6:35.285	40.154	46.054		49:51.666								
20	2	2:01.440	36.171	39.178	46.091	248.8	51:53.106								
21	2	1:59.804	35.088	39.254	45.462	251.2	53:52.910								
22	2	1:59.141	35.539	38.532	45.070	252.9	55:52.051								
23	2	1:57.720	34.767	37.919	45.034	251.2	57:49.771								
24	2	2:09.677 B	34.534	38.181	56.962	254.7	59:59.448								

97 **COOL Racing** Ligier JS P320 - Nissan
 1. Adrien CHILA LMP3
 2. David DROUX

1	2	3:57.553	2:40.796	35.965	40.792		3:57.553								
2	2	1:43.822	31.827	34.244	37.751	258.4	5:41.375								
3	2	1:44.448	33.215	33.175	38.058	261.5	7:25.823								
4	2	2:56.087 B	38.313	1:02.061	1:15.713	262.1	10:21.910								
5	2	6:58.226	5:46.757	33.559	37.910		17:20.136								
6	2	1:41.089	31.114	32.785	37.190	259.6	19:01.225								
7	2	1:51.739	31.106	39.175	41.458	262.1	20:52.964								
8	2	1:40.579	30.979	32.637	36.963	261.5	22:33.543								
9	2	1:41.489	31.457	32.566	37.466	264.1	24:15.032								
10	2	1:40.310	30.846	32.652	36.812	263.4	25:55.342								
11	2	1:40.161	30.970	32.376	36.815	263.4	27:35.503								
12	2	1:46.508 B	30.872	32.421	43.215	264.1	29:22.011								
13	1	6:13.759	4:59.591	34.626	39.542		35:35.770								
14	1	1:46.883	32.562	33.909	40.412	260.2	37:22.653								
15	1	1:45.095	32.804	33.484	38.807	257.8	39:07.748								
16	1	1:58.191 B	32.107	34.266	51.818	260.9	41:05.939								

99 **More Motorsport** Ligier JS P320 - Nissan
 1. Mark VAN DER SNEL LMP3
 2. Max VAN DER SNEL JR.

1	1	4:42.596	3:18.744	40.373	43.479		4:42.596								
2	1	1:53.156	35.238	36.845	41.073	253.5	6:35.752								
3	1	2:15.737 B	33.544	35.777	1:06.416	259.0	8:51.489								
4	1	7:41.206	6:24.504	35.631	41.071		16:32.695								
5	1	1:46.566	33.404	34.322	38.840	255.9	18:19.261								
6	1	1:48.394	34.018	34.609	39.767	240.5	20:07.655								
7	1	1:44.851	32.189	34.052	38.610	260.9	21:52.506								
8	1	1:44.179	31.995	33.641	38.543	260.2	23:36.685								
9	1	1:44.467	32.039	34.150	38.278	260.9	25:21.152								
10	1	1:45.365	32.905	33.871	38.489	264.1	27:06.517								
11	1	1:44.393	32.140	33.941	38.312	262.1	28:50.910								
12	1	2:54.484 B	32.216	1:00.835	1:21.433	260.2	31:45.394								
13	2	3:41.940	2:27.739	35.443	38.758		35:27.334								
14	2	1:57.434 B	32.696	34.679	50.059	259.6	37:24.768								
15	2	4:03.815 B	2:30.349	35.163	58.303		41:28.583								
16	2	4:28.576	3:03.667	39.642	45.267		45:57.159								
17	2	1:58.581	35.722	39.041	43.818	253.5	47:55.740								
18	2	1:57.032	35.244	38.196	43.592	256.5	49:52.772								
19	2	1:57.935	35.370	38.163	44.402	259.6	51:50.707								
20	2	1:55.274	34.556	37.427	43.291	257.1	53:45.981								
21	2	1:54.679	33.835	37.627	43.217	259.0	55:40.660								
22	2	1:54.386	33.816	37.477	43.093	255.3	57:35.046								
23	2	1:54.084	33.409	36.979	43.696	259.0	59:29.130								
24	2	1:54.569	33.866	37.080	43.623	258.4	1:01:23.699								