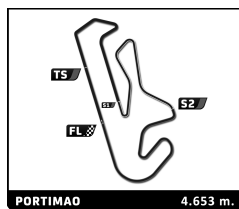


LE MANS CUP



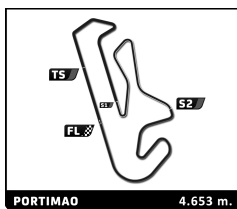
Michelin Le Mans Cup Portimao Round Free Practice 1

Sector Analysis

■ Lap under Red Flag
 ■ Invalidated Lap
 ■ Personal Best
 ■ Session Best
 B Crossing the pit lane

Lap D Time Sector 1 Sector 2 Sector 3 T. Spd Elapsed							Lap D Time Sector 1 Sector 2 Sector 3 T. Spd Elapsed									
2	CD Sport						Ligier JS P320 - Nissan	10	Racing Spirit of Leman						Ligier JS P320 - Nissan	
	1. Shahan SARKISSIAN						LMP3		1. Christophe LAPIERRE						LMP3	
	2. Willyam GOSSELIN								2. Marius FOSSARD							
	1	2	9:06.817	7:43.123	40.114	43.580	9:06.817		10	1	1:55.765	35.638	37.250	42.877	256.5	20:35.532
	2	2	1:57.409	36.716	38.049	42.644	253.5		11	1	1:58.980	36.556	38.739	43.685	257.1	22:34.512
	3	2	2:05.463	B 36.557	38.401	50.505	254.1		12	1	1:54.866	35.492	37.340	42.034	256.5	24:29.378
	4	2	33:07.286	...	36.766	42.065	46:16.975		13	1	1:55.052	35.226	37.130	42.696	256.5	26:24.430
	5	2	1:52.639	33.220	38.684	40.735	260.2		14	1	2:10.343	B 36.918	40.612	52.813	254.1	28:34.773
	6	2	1:41.379	31.504	32.969	36.906	262.1		15	2	4:48.509	3:30.930	36.253	41.326	41.326	33:23.282
	7	2	1:40.833	31.241	32.847	36.745	266.0		16	2	1:51.637	35.150	36.213	40.274	251.7	35:14.919
	8	2	1:40.945	30.981	32.696	37.268	262.8		17	2	1:50.425	33.847	36.198	40.380	260.2	37:05.344
	9	2	1:41.138	31.546	32.745	36.847	264.1		18	2	1:48.164	33.410	34.626	40.128	256.5	38:53.508
	10	2	1:52.413	34.854	34.011	43.548	265.4		19	2	1:59.208	B 32.978	37.412	48.818	259.6	40:52.716
	11	2	1:44.076	32.060	33.839	38.177	266.7									
12	2	1:43.453	31.353	34.359	37.741	268.7										
6	ANS Motorsport						Ligier JS P320 - Nissan									
	1. Eric DE DONCKER						LMP3									
	2. Nicolas SCHATZ															
	1	2	3:04.531	1:39.473	39.692	45.366	3:04.531									
	2	2	1:59.712	37.899	38.734	43.079	244.3									
	3	2	1:57.206	36.199	37.641	43.366	253.5									
	4	2	1:57.097	36.434	37.781	42.882	254.7									
	5	2	1:56.509	36.128	37.761	42.620	254.7									
	6	2	1:58.529	36.384	38.731	43.414	254.7									
	7	2	2:08.201	36.668	41.886	49.647	255.3									
	8	2	1:54.237	35.373	36.962	41.902	256.5									
	9	2	2:05.173	B 35.817	37.580	51.776	257.8									
	10	2	16:23.346	...	41.101	51.902	35:24.541									
	11	2	1:55.196	39.011	37.053	39.132	247.1									
	12	2	1:47.166	32.949	33.806	40.411	257.8									
	13	2	1:45.548	32.022	33.579	39.947	257.8									
	14	2	1:51.068	B 33.221	33.141	44.706	257.8									
	15	1	4:39.777	3:19.878	37.365	42.534	47:23.296									
	16	1	1:49.018	33.741	35.624	39.653	248.8									
	17	1	1:48.709	33.425	35.592	39.692	256.5									
	18	1	1:49.568	33.866	35.549	40.153	257.1									
	19	1	1:48.474	33.711	35.786	38.977	247.7									
	20	1	1:47.451	32.799	34.986	39.666	262.1									
21	1	1:47.319	33.839	34.660	38.820	246.6										
22	1	1:44.604	32.387	33.768	38.449	258.4										
23	1	1:45.739	32.233	33.865	39.641	258.4										
7	Nielsen Racing						Ligier JS P320 - Nissan									
	1. Anthony WELLS						LMP3									
	2. Wayne BOYD															
	1	1	2:50.213	1:23.999	40.474	45.740	2:50.213									
	2	1	2:00.398	37.692	38.676	44.030	242.7									
	3	1	1:59.281	36.533	38.770	43.978	254.7									
	4	1	1:58.851	36.970	38.119	43.762	254.1									
	5	1	1:58.710	36.376	37.993	44.341	254.1									
	6	1	2:00.720	37.246	38.857	44.617	255.9									
	7	1	1:57.312	36.265	37.484	43.563	257.8									
8	1	1:58.120	35.948	37.746	44.426	255.9										
9	1	1:56.162	35.851	37.565	42.746	255.3										
11	CD Sport						Ligier JS P320 - Nissan									
	1. Christian SHORT						LMP3									
	2. Franck CHAPPARD															
	1	2	16:00.349	...	39.244	45.074	16:00.349									
	2	2	1:53.968	35.469	36.770	41.729	251.2									
	3	2	1:55.863	35.368	37.601	42.894	254.1									
	4	2	1:55.560	35.408	36.956	43.196	251.2									
	5	2	2:11.121	B 36.139	41.030	53.952	252.9									
	6	2	22:05.512	...	40.023	41.488	46:02.373									
	7	2	1:44.455	33.047	33.591	37.817	253.5									
8	2	1:42.229	31.344	33.047	37.838	260.2										
9	2	1:47.507	33.271	35.407	38.829	255.3										

LE MANS CUP



Michelin Le Mans Cup Portimao Round Free Practice 1

Sector Analysis

Lap under Red Flag Invalidated Lap Personal Best Session Best Crossing the pit lane

Lap	D	Time	Sector 1	Sector 2	Sector 3	T. Spd	Elapsed	Lap	D	Time	Sector 1	Sector 2	Sector 3	T. Spd	Elapsed
10	2	1:40.902	31.310	32.643	36.949	261.5	52:57.466	18	1	1:55.405	35.140	38.330	41.935	256.5	40:10.169
11	2	1:47.678	31.336	33.256	43.086	262.1	54:45.144	19	1	2:04.727 B	35.177	39.329	50.221	258.4	42:14.896
12	2	1:41.441	30.990	32.590	37.861	262.1	56:26.585	20	1	3:38.490	2:19.066	38.673	40.751		45:53.386
13	2	1:41.731	31.585	32.952	37.194	263.4	58:08.316	21	1	1:47.457	33.800	34.934	38.723	255.9	47:40.843
14	2	1:43.039	31.099	33.329	38.611	264.7	59:51.355	22	1	1:45.323	32.527	34.152	38.644	262.8	49:26.166
15	2	1:40.643	31.037	32.477	37.129	264.7	1:01:31.998	23	1	1:43.573	32.390	33.592	37.591	263.4	51:09.739

12		Kessel Racing					Ferrari 296 GT3	
		1.Frederic JOUSSET					GT3	
		2.David Cleto FUMANELLI						
1	1	6:03.392	4:32.314	43.480	47.598		6:03.392	
2	1	2:08.112	39.352	41.992	46.768	242.2	8:11.504	
3	1	2:06.120	38.447	40.938	46.735	229.3	10:17.624	
4	1	2:03.970	38.089	39.627	46.254	243.2	12:21.594	
5	1	2:03.803	37.831	40.408	45.564	243.2	14:25.397	
6	1	2:03.042	38.057	39.688	45.297	245.5	16:28.439	
7	1	2:03.361	37.777	39.766	45.818	244.9	18:31.800	
8	1	2:02.146	37.460	39.518	45.168	247.7	20:33.946	
9	1	2:03.532	37.573	38.957	47.002	246.6	22:37.478	
10	1	2:16.817 B	37.296	39.153	1:00.368	247.1	24:54.295	
11	1	4:30.370	2:58.387	39.417	52.566		29:24.665	
12	1	1:59.840	37.061	38.775	44.004	235.3	31:24.505	
13	1	1:58.592	36.505	38.474	43.613	246.6	33:23.097	
14	1	2:05.764	38.292	42.187	45.285	248.3	35:28.861	
15	1	2:06.791 B	37.407	38.443	50.941	241.6	37:35.652	
16	1	3:53.578	2:21.885	44.300	47.393		41:29.230	
17	1	1:58.832	37.891	38.112	42.829	242.7	43:28.062	
18	1	1:52.381	35.128	36.540	40.713	250.6	45:20.443	
19	1	1:52.040	33.890	36.735	41.415	253.5	47:12.483	
20	1	1:51.257	33.813	37.196	40.248	253.5	49:03.740	
21	1	1:49.244	33.880	35.139	40.225	252.9	50:52.984	
22	1	1:49.881	33.801	35.408	40.672	250.6	52:42.865	
23	1	1:49.558	33.896	35.050	40.612	252.9	54:32.423	
24	1	2:09.942 B	37.806	40.216	51.920	253.5	56:42.365	

13		MRacing					Ligier JS P320 - Nissan	
		1.Romano RICCI					LMP3	
		2.Alexandre COUGNAUD						
1	2	2:36.806	1:10.402	42.361	44.043		2:36.806	
2	2	1:59.952	37.059	39.024	43.869	253.5	4:36.758	
3	2	2:00.946	38.009	39.188	43.749	251.2	6:37.704	
4	2	2:00.536	37.029	39.739	43.768	255.9	8:38.240	
5	2	1:58.741	36.786	38.756	43.199	256.5	10:36.981	
6	2	1:58.701	36.879	38.523	43.299	257.1	12:35.682	
7	2	1:59.211	36.942	37.881	44.388	239.5	14:34.893	
8	2	2:05.113 B	36.875	38.543	49.695	252.3	16:40.006	
9	2	3:22.670	2:02.528	37.692	42.450		20:02.676	
10	2	1:55.245	35.776	37.623	41.846	257.1	21:57.921	
11	2	1:55.364	35.656	37.401	42.307	257.8	23:53.285	
12	2	1:54.657	35.633	37.440	41.584	259.0	25:47.942	
13	2	1:53.657	34.991	36.941	41.725	257.1	27:41.599	
14	2	1:59.498 B	34.977	36.808	47.713	257.1	29:41.097	
15	1	4:37.849	3:12.950	39.882	45.017		34:18.946	
16	1	1:59.898	37.491	39.299	43.108	252.3	36:18.844	
17	1	1:55.920	35.953	37.314	42.653	256.5	38:14.764	

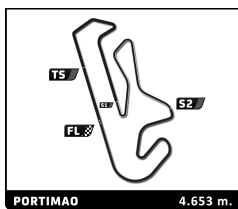
18		High Class Racing					Porsche 911 GT3 R (992)	
		1.Nicholas JONES					GT3	
		2.Sven MÜLLER						
1	2	2:21.057	58.073	39.284	43.700		2:21.057	
2	2	1:57.319	35.960	37.897	43.462	251.7	4:18.376	
3	2	2:06.177 B	36.338	37.930	51.909	251.2	6:24.553	
4	2	6:25.473	5:01.021	38.825	45.627		12:50.026	
5	2	1:57.671	36.436	37.987	43.248	252.9	14:47.697	
6	2	1:57.388	35.943	37.740	43.705	253.5	16:45.085	
7	2	2:04.739 B	36.728	37.825	50.186	253.5	18:49.824	
8	1	4:57.070	3:30.700	40.736	45.634		23:46.894	
9	1	2:01.080	36.825	39.203	45.052	247.7	25:47.974	
10	1	2:00.914	37.528	39.210	44.176	247.1	27:48.888	
11	1	1:59.229	36.794	38.704	43.731	248.8	29:48.117	
12	1	1:59.172	36.213	38.622	44.337	248.8	31:47.289	
13	1	2:00.157	36.103	38.949	45.105	248.3	33:47.446	
14	1	2:09.521 B	38.431	38.981	52.109	251.2	35:56.967	
15	2	7:22.994 B	5:49.214	40.358	53.422		43:19.961	

20		High Class Racing					Ligier JS P320 - Nissan	
		1.Jens Reno MOLLER					LMP3	
		2.Tommy FOSTER						
1	2	40:30.124 B	...	48.687	1:00.785		40:30.124	
2	1	5:10.179	3:23.330	1:02.798	44.051		45:40.303	
3	1	1:51.341	35.187	36.969	39.185	246.6	47:31.644	
4	1	1:45.956	32.785	35.029	38.142	251.7	49:17.600	
5	1	1:43.635	31.954	33.859	37.822	254.7	51:01.235	
6	1	1:42.650	32.122	33.313	37.215	257.8	52:43.885	
7	1	1:43.686	32.579	33.443	37.664	256.5	54:27.571	
8	1	1:43.451	31.864	33.930	37.657	257.1	56:11.022	
9	1	1:41.887	31.426	33.389	37.072	259.0	57:52.909	
10	1	1:41.433	31.202	32.959	37.272	258.4	59:34.342	
11	1	1:41.982	31.220	33.124	37.638	257.8	1:01:16.324	

23		Biogas Motorsport					Ferrari 296 GT3	
		1.Josep MAYOLA COMADIR					GT3	
		2.Marc CAROL YBARRA						
1	2	2:23.544	57.637	40.987	44.920		2:23.544	
2	2	2:00.726	36.754	38.968	45.004	250.6	4:24.270	
3	2	2:00.043	36.867	38.647	44.529	252.3	6:24.313	
4	2	2:00.457	36.972	38.553	44.932	252.9	8:24.770	
5	2	2:00.263	36.658	38.957	44.648	252.3	10:25.033	
6	2	2:00.895	37.140	39.207	44.548	251.7	12:25.928	



LE MANS CUP

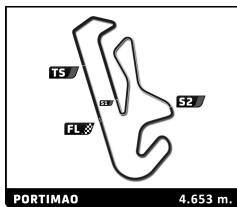


Michelin Le Mans Cup Portimao Round Free Practice 1

Sector Analysis

Lap	D	Time	Sector 1	Sector 2	Sector 3	T. Spd	Elapsed	Lap	D	Time	Sector 1	Sector 2	Sector 3	T. Spd	Elapsed		
7	2	2:08.031	B	37.413	38.583	52.035	252.3	14:33.959	7	1	2:12.355	B	38.374	39.392	54.589	250.0	15:21.856
8	2	13:48.799	...	37.125	42.467		28:22.758	8	1	5:54.644	4:34.104	37.880	42.660		21:16.500		
9	2	1:55.212		35.436	36.993	42.783	251.7	30:17.970	9	1	1:57.840	36.684	38.414	42.742	251.7	23:14.340	
10	2	1:55.399		35.119	36.627	43.653	252.3	32:13.369	10	1	2:00.323	36.956	38.559	44.808	254.1	25:14.663	
11	2	2:08.137	B	36.854	39.621	51.662	252.3	34:21.506	11	1	1:56.621	36.477	37.547	42.597	250.0	27:11.284	
12	2	8:23.971	6:56.124	39.379	48.468		42:45.477	12	1	1:56.396	36.181	37.630	42.585	251.7	29:07.680		
13	2	1:51.043		34.194	36.229	40.620	254.1	44:36.520	13	1	2:09.303	B	37.725	37.627	53.951	252.3	31:16.983
14	2	1:44.610		32.368	34.003	38.239	255.9	46:21.130	14	2	10:32.312	9:05.993	43.396	42.923		41:49.295	
15	2	1:45.328		32.121	34.276	38.931	258.4	48:06.458	15	2	1:48.468	34.361	35.648	38.459	246.6	43:37.763	
16	2	1:44.099		32.136	33.755	38.208	258.4	49:50.557	16	2	1:44.473	32.114	34.880	37.479	257.1	45:22.236	
17	2	1:55.292	B	33.421	35.758	46.113	251.7	51:45.849	17	2	1:43.950	32.218	34.473	37.259	259.0	47:06.186	
18	1	4:46.978	3:18.296	42.329	46.353		56:32.827	18	2	1:43.035	31.872	34.031	37.132	259.0	48:49.221		
19	1	1:52.130		35.170	36.254	40.706	252.3	58:24.957	19	2	1:44.078	32.184	33.529	38.365	260.2	50:33.299	
20	1	1:54.153	36.069	37.273	40.811	251.7	1:00:19.110	20	2	1:49.504	B	31.339	33.667	44.498	257.1	52:22.803	
24 Steller Motorsport Audi R8 LMS GT3 1. Alex MARTIN 2. Charles BATEMAN								27 P4 Racing Ligier JS P320 - Nissan LMP3 1. Andrew FERGUSON 2. Louis HAMILTON-SMITH									
1	1	2:18.889		53.866	40.190	44.833		2:18.889	1	2	33:52.651	...	45.770	50.756		33:52.651	
2	1	2:01.934		37.373	40.132	44.429	248.8	4:20.823	2	2	1:58.641	37.828	38.931	41.882	241.6	35:51.292	
3	1	2:01.007		37.053	38.772	45.182	251.7	6:21.830	3	2	1:52.238	34.487	36.835	40.916	254.1	37:43.530	
4	1	2:00.982		37.253	38.953	44.776	250.6	8:22.812	4	2	1:48.532	33.773	35.701	39.058	252.3	39:32.062	
5	1	2:01.013		37.177	38.880	44.956	250.0	10:23.825	5	2	1:49.477	33.499	36.201	39.777	257.1	41:21.539	
6	1	2:03.761		37.782	40.582	45.397	250.6	12:27.586	6	2	1:46.203	32.864	34.537	38.802	259.0	43:07.742	
7	1	2:00.124		36.970	39.050	44.104	251.7	14:27.710	7	2	1:45.418	32.232	34.187	38.999	259.6	44:53.160	
8	1	2:00.592		36.706	38.956	44.930	252.9	16:28.302	8	2	1:44.857	32.169	34.326	38.262	262.1	46:38.017	
9	1	2:00.454		37.020	38.981	44.453	251.2	18:28.756	9	2	1:51.605	B	32.160	33.952	45.493	262.1	48:29.622
10	1	2:09.073	B	36.959	38.867	53.247	250.6	20:37.829	10	1	4:27.615	3:03.943	40.699	42.973		52:57.237	
11	2	4:34.652	3:11.962	38.540	44.150		25:12.481	11	1	1:52.507	34.797	36.472	41.238	242.7	54:49.744		
12	2	1:56.703		35.866	37.654	43.183	249.4	27:09.184	12	1	1:53.036	34.357	36.926	41.753	255.3	56:42.780	
13	2	1:58.258		35.812	37.477	44.969	251.2	29:07.442	13	1	1:51.971	34.102	37.105	40.764	253.5	58:34.751	
14	2	2:10.748	B	36.089			250.6	31:18.190	14	1	1:49.884	33.271	35.608	41.005	255.9	1:00:24.635	
15	2	4:51.408	3:26.266	40.651	44.491		36:09.598	28 MV2S Racing Ligier JS P320 - Nissan LMP3 1. Terrence WOODWARD 2. Viacheslav GUTAK									
16	2	1:54.763		34.929	38.532	41.302	249.4	38:04.361	1	1	2:16.742	52.408	40.041	44.293		2:16.742	
17	2	1:48.404		33.707	34.850	39.847	252.9	39:52.765	2	1	2:02.296	37.550	39.264	45.482	248.3	4:19.038	
18	2	1:46.900	32.589	35.053	39.258	255.9	41:39.665	3	1	1:59.002	36.846	38.352	43.804	252.9	6:18.040		
19	2	1:47.564		32.439	34.377	40.748	256.5	43:27.229	4	1	1:58.977	37.053	38.357	43.567	251.7	8:17.017	
20	2	1:48.731	32.416	37.151	39.164	255.3	45:15.960	5	1	1:58.280	36.512	38.346	43.422	252.3	10:15.297		
21	2	1:45.175		32.454	34.032	38.689	255.9	47:01.135	6	1	1:58.236	36.989	38.741	42.506	251.7	12:13.533	
22	2	1:47.588		33.145	35.276	39.167	256.5	48:48.723	7	1	1:57.369	36.269	38.502	42.598	253.5	14:10.902	
23	2	1:45.038	32.238	33.710	39.090	255.3	50:33.761	8	1	2:04.006	B	36.306	37.948	49.752	255.9	16:14.908	
24	2	1:44.768		32.244	33.877	38.647	258.4	52:18.529	9	2	4:50.336	3:28.040	39.073	43.223		21:05.244	
25	2	1:44.471	31.957	33.885	38.629	256.5	54:03.000	10	2	1:57.304	36.244	38.882	42.178	253.5	23:02.548		
26	2	1:46.858		33.323	34.275	39.260	255.9	55:49.858	11	2	1:54.699	35.084	37.811	41.804	254.1	24:57.247	
27	2	1:44.534	32.191	33.803	38.540	257.1	57:34.392	12	2	1:53.971	35.008	37.136	41.827	255.3	26:51.218		
26 Bretton Racing Ligier JS P320 - Nissan LMP3 1. Jamie FALVEY 2. Teddy WILSON								13 2 1:53.491 34.742 37.117 41.632 254.1 28:44.709									
1	1	3:13.114	1:47.056	41.171	44.887		3:13.114	14	2	1:52.862	34.464	36.830	41.568	255.9	30:37.571		
2	1	1:59.841		37.315	38.995	43.531	248.3	5:12.955	15	2	2:01.089	B	34.606	37.678	48.805	255.3	32:38.660
3	1	1:58.894		36.916	38.802	43.176	248.8	7:11.849	16	1	5:10.216	3:47.863	40.196	42.157		37:48.876	
4	1	1:59.551		37.187	38.729	43.635	250.0	9:11.400									
5	1	1:58.863		37.308	38.310	43.245	250.0	11:10.263									
6	1	1:59.238		37.084	38.664	43.490	254.1	13:09.501									

LE MANS CUP



Michelin Le Mans Cup Portimao Round Free Practice 1

Sector Analysis

Lap under Red Flag Invalidated Lap Personal Best Session Best Crossing the pit lane

Lap	D	Time	Sector 1	Sector 2	Sector 3	T. Spd	Elapsed	Lap	D	Time	Sector 1	Sector 2	Sector 3	T. Spd	Elapsed					
17	1	1:49.383	35.365	35.566	38.452	246.0	39:38.259	11	1	1:44.112	32.054	34.109	37.949	259.0	53:32.869					
18	1	1:46.510	33.061	34.268	39.181	259.0	41:24.769	12	1	1:42.249	31.631	33.262	37.356	262.1	55:15.118					
19	1	1:44.192	32.418	33.650	38.124	259.6	43:08.961	13	1	1:45.488	32.521	35.550	37.417	264.1	57:00.606					
20	1	1:43.380	31.792	33.699	37.889	261.5	44:52.341	14	1	1:40.943	31.154	32.834	36.955	264.1	58:41.549					
21	1	1:48.868	B 31.709	33.524	43.635	259.0	46:41.209	15	1	1:43.145	31.072	33.221	38.852	264.7	1:00:24.694					
22	2	4:07.979	2:49.516	36.594	41.869		50:49.188	<div data-bbox="853 683 1508 750" data-label="Complex-Block"> <p>42 Steller Motorsport Duqueine M30 - D08 - Nissan</p> <p>1. Andrew BENTLEY LMP3</p> <p>2. Sennan FIELDING</p> </div>												
23	2	1:43.308	32.412	33.375	37.521	257.8	52:32.496													
24	2	1:41.916	31.766	33.059	37.091	259.6	54:14.412													
25	2	1:43.986	32.300	33.944	37.742	262.8	55:58.398													
26	2	1:44.749	33.268	33.337	38.144	258.4	57:43.147													
27	2	1:43.888	32.025	34.689	37.174	259.6	59:27.035													
28	2	1:41.093	31.235	32.740	37.118	262.1	1:01:08.128													
							<div data-bbox="148 873 810 952" data-label="Complex-Block"> <p>29 MV2S Racing Ligier JS P320 - Nissan</p> <p>1. Jacek ZIELONKA LMP3</p> <p>2. Maximus MAYER</p> </div>													
1	1	2:12.158	45.020	40.983	46.155		2:12.158													
2	1	2:00.777	37.115	39.528	44.134	250.0	4:12.935													
3	1	1:59.617	37.248	38.410	43.959	250.0	6:12.552													
4	1	1:58.837	36.636	38.687	43.514	252.3	8:11.389													
5	1	1:59.860	36.984	39.302	43.574	250.6	10:11.249													
6	1	1:59.270	38.090	38.215	42.965	252.9	12:10.519													
7	1	1:59.835	36.486	40.720	42.629	252.9	14:10.354													
8	1	1:56.599	36.143	37.884	42.572	253.5	16:06.953													
9	1	1:56.138	35.960	37.990	42.188	254.1	18:03.091													
10	1	2:05.721	B 36.609	38.742	50.370	255.3	20:08.812													
11	1	12:51.578	...	42.696	42.198		33:00.390													
12	1	1:55.160	36.477	38.432	40.251	251.2	34:55.550													
13	1	1:50.282	34.043	36.464	39.775	255.9	36:45.832													
14	1	1:49.416	34.186	36.163	39.067	254.7	38:35.248													
15	1	1:47.389	33.323	35.815	38.251	256.5	40:22.637													
16	1	1:46.302	32.705	35.153	38.444	259.0	42:08.939													
17	1	1:45.310	32.628	34.615	38.067	258.4	43:54.249													
18	1	1:54.691	B 33.760	34.799	46.132	259.6	45:48.940													
19	2	4:36.552	3:25.988	33.408	37.156		50:25.492													
20	2	1:40.292	31.093	32.742	36.457	260.2	52:05.784													
21	2	1:40.766	31.069	32.698	36.999	261.5	53:46.550													
22	2	1:40.006	31.011	32.224	36.771	262.1	55:26.556													
23	2	1:40.486	30.912	32.688	36.886	262.1	57:07.042													
24	2	1:40.562	31.260	32.454	36.848	262.1	58:47.604													
25	2	1:40.074	31.030	32.373	36.671	262.8	1:00:27.678													

29 **MV2S Racing** Ligier JS P320 - Nissan

1. Jacek ZIELONKA LMP3

2. Maximus MAYER

42 **Steller Motorsport** Duqueine M30 - D08 - Nissan

1. Andrew BENTLEY LMP3

2. Sennan FIELDING

43 **Inter Europol Competition** Ligier JS P320 - Nissan

1. Timothy CRESWICK LMP3

2. Sebastian GRAVLUND

34 **Inter Europol Competition** Ligier JS P320 - Nissan

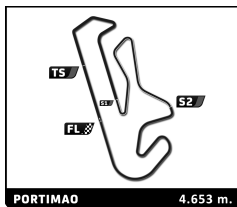
1. Alexander BUKHANTSOV LMP3

2. Rik KOEN

1	2	3:03.258	B 1:00.098	54.258	1:08.902		3:03.258
2	2	32:22.228	...	40.658	42.506		35:25.486
3	2	1:48.989	34.677	35.445	38.867	250.6	37:14.475
4	2	1:45.589	32.793	34.569	38.227	261.5	39:00.064
5	2	1:48.170	34.307	36.019	37.844	240.5	40:48.234
6	2	1:45.490	32.632	34.704	38.154	262.1	42:33.724
7	2	1:41.662	31.867	32.638	37.157	258.4	44:15.386
8	2	1:41.188	31.189	32.812	37.187	261.5	45:56.574
9	2	1:52.632	B 31.069	34.999	46.564	262.8	47:49.206
10	1	3:59.551	2:45.097	35.850	38.604		51:48.757

1	1	2:59.422	1:05.528	55.289	58.605		2:59.422
2	1	2:27.484	47.865	48.039	51.580	186.2	5:26.906
3	1	2:25.989	44.105	47.397	54.487	228.3	7:52.895
4	1	2:15.833	41.244	44.424	50.165	185.6	10:08.728
5	1	2:15.157	41.487	43.311	50.359	248.8	12:23.885
6	1	2:12.865	41.247	43.016	48.602	240.5	14:36.750
7	1	2:09.745	38.884	41.425	49.436	248.3	16:46.495
8	1	2:11.061	38.613	43.051	49.397	254.1	18:57.556
9	1	2:05.334	37.816	40.706	46.812	248.8	21:02.890
10	1	2:03.746	37.760	40.711	45.275	252.3	23:06.636
11	1	2:07.200	37.434	42.426	47.340	253.5	25:13.836
12	1	2:03.093	38.742	39.683	44.668	250.6	27:16.929
13	1	2:01.208	37.014	38.855	45.339	252.3	29:18.137
14	1	1:57.069	36.252	37.837	42.980	252.3	31:15.206
15	1	1:57.043	37.626	37.166	42.251	253.5	33:12.249
16	1	1:55.484	35.344	38.354	41.786	255.9	35:07.733
17	1	1:57.320	35.463	38.371	43.486	257.8	37:05.053
18	1	1:54.102	35.750	36.820	41.532	252.3	38:59.155
19	1	1:55.081	35.056	37.774	42.251	251.7	40:54.236
20	1	1:50.197	34.342	35.511	40.344	259.6	42:44.433
21	1	1:48.135	33.648	35.032	39.455	258.4	44:32.568
22	1	1:47.183	33.021	35.382	38.780	260.2	46:19.751

LE MANS CUP

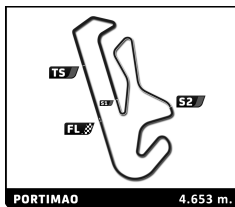


Michelin Le Mans Cup Portimao Round Free Practice 1

Sector Analysis

Lap under Red Flag											Invalidated Lap	Personal Best	Session Best	B Crossing the pit lane	
Lap	D	Time	Sector 1	Sector 2	Sector 3	T. Spd	Elapsed	Lap	D	Time	Sector 1	Sector 2	Sector 3	T. Spd	Elapsed
23	1	1:55.681	B 32.668	34.676	48.337	261.5	48:15.432	14	2	1:41.341	31.032	32.469	37.840	259.6	1:00:48.382
24	2	3:26.501	2:15.046	33.891	37.564		51:41.933	<div style="border: 1px solid black; padding: 2px;"> 58 GG Classics Ligier JS P320 - Nissan 1. George NAKAS LMP3 2. Fraser ROSS </div>							
25	2	1:41.491	31.568	32.876	37.047	259.6	53:23.424	1	2	2:34.904	1:06.785	42.383	45.736		2:34.904
26	2	1:41.960	31.701	32.851	37.408	262.8	55:05.384	2	2	2:01.015	36.275	39.000	45.740	242.7	4:35.919
27	2	1:42.434	30.836	33.632	37.966	263.4	56:47.818	3	2	2:01.017	37.863	39.155	43.999	248.3	6:36.936
28	2	1:41.436	31.013	33.379	37.044	264.1	58:29.254	4	2	2:00.055	37.055	39.373	43.627	254.1	8:36.991
29	2	1:44.129	31.825	34.693	37.611	268.0	1:00:13.383	5	2	1:59.041	36.582	38.650	43.809	251.7	10:36.032
<div style="border: 1px solid black; padding: 2px;"> 44 Team Virage Ligier JS P320 - Nissan 1. Georgios KOLOVOS LMP3 2. Mihnea STEFAN </div>							<div style="border: 1px solid black; padding: 2px;"> 59 Team Virage Ligier JS P320 - Nissan 1. Oscar BITTAR LMP3 2. Ricardo GRACIA FILHO </div>								
1	2	3:34.777	2:09.002	41.146	44.629		3:34.777	1	2	25:20.330	...	43.932	45.847		25:20.330
2	2	1:57.618	36.456	37.847	43.315	243.8	5:32.395	2	2	1:58.982	39.706	38.048	41.228	248.3	27:19.312
3	2	1:57.267	36.885	37.853	42.529	254.1	7:29.662	3	2	1:50.093	34.284	36.854	38.955	257.1	29:09.405
4	2	1:56.081	35.885	37.628	42.568	254.1	9:25.743	4	2	1:48.034	34.564	35.323	38.147	260.9	30:57.439
5	2	1:55.704	36.038	37.434	42.232	254.7	11:21.447	5	2	1:44.377	32.744	34.010	37.623	260.9	32:41.816
6	2	1:55.745	35.999	37.458	42.288	254.7	13:17.192	6	2	1:44.165	32.258	33.400	38.507	262.1	34:25.981
7	2	1:56.223	35.681	37.306	43.236	255.3	15:13.415	7	2	1:48.560	32.958	37.098	38.504	261.5	36:14.541
8	2	1:54.568	35.453	36.907	42.208	251.7	17:07.983	8	2	1:44.198	31.959	34.781	37.458	262.8	37:58.739
9	2	1:54.304	35.291	36.934	42.079	256.5	19:02.287	9	2	1:42.995	32.222	33.495	37.278	264.1	39:41.734
10	2	2:07.361	B 36.273	37.982	53.006	254.7	21:09.648	10	2	1:44.553	32.262	33.568	38.723	264.1	41:26.287
11	2	8:16.659	6:57.657	38.672	40.330		29:26.307	11	2	1:51.302	B 32.050	33.368	45.884	260.9	43:17.589
12	2	1:49.321	35.310	35.326	38.685	244.3	31:15.628	12	1	5:06.858	3:50.659	35.247	40.952		48:24.447
13	2	1:46.024	33.495	33.809	38.720	260.2	33:01.652	13	1	1:45.217	31.908	34.456	38.853	260.2	50:09.664
14	2	2:12.503	34.516	53.129	44.858	261.5	35:14.155	14	1	1:42.553	31.737	33.575	37.241	260.2	51:52.217
15	2	2:09.852	36.732	49.788	43.332	237.4	37:24.007	15	1	1:42.236	31.212	33.563	37.461	263.4	53:34.453
16	2	1:43.154	32.134	33.260	37.760	261.5	39:07.161	16	1	1:42.003	31.332	33.421	37.250	263.4	55:16.456
17	2	1:51.660	B 32.720	33.528	45.412	262.1	40:58.821	17	1	1:45.243	31.598	35.896	37.749	266.0	57:01.699
18	1	4:58.714	3:42.230	37.184	39.300		45:57.535								
19	1	1:46.308	33.022	35.193	38.093	260.9	47:43.843								
20	1	1:45.194	32.126	34.256	38.812	262.8	49:29.037								
21	1	1:44.467	32.804	34.020	37.643	255.3	51:13.504								
22	1	1:43.091	31.799	33.618	37.674	262.1	52:56.595								
23	1	1:43.061	31.824	33.474	37.763	260.9	54:39.656								
24	1	1:46.825	32.459	35.031	39.335	262.8	56:26.481								
25	1	1:43.482	32.726	33.374	37.382	259.6	58:09.963								
26	1	1:41.885	31.494	33.222	37.169	264.7	59:51.848								
27	1	1:41.801	31.462	33.427	36.912	266.0	1:01:33.649								
<div style="border: 1px solid black; padding: 2px;"> 50 Reiter Engineering Ligier JS P320 - Nissan 1. Horst FELBERMAYR LMP3 2. Miklas BORN </div>															
1	2	35:11.640	...	46.038	46.645		35:11.640								
2	2	1:55.129	36.239	36.486	42.404	246.6	37:06.769								
3	2	1:53.237	36.129	37.642	39.466	253.5	39:00.006								
4	2	1:52.851	35.179	36.227	41.445	251.7	40:52.857								
5	2	1:48.798	34.307	34.754	39.737	255.9	42:41.655								
6	2	1:44.435	33.214	33.130	38.091	260.2	44:26.090								
7	2	1:42.876	31.930	33.283	37.663	257.8	46:08.966								
8	2	1:42.798	32.140	33.012	37.646	260.9	47:51.764								
9	2	1:42.228	31.699	33.104	37.425	258.4	49:33.992								
10	2	1:55.964	B 32.644	35.599	47.721	260.9	51:29.956								
11	2	4:14.766	3:01.297	33.190	40.279		55:44.722								
12	2	1:41.756	31.381	32.697	37.678	259.6	57:26.478								
13	2	1:40.563	31.297	32.413	36.853	260.9	59:07.041								

LE MANS CUP



Michelin Le Mans Cup Portimao Round Free Practice 1

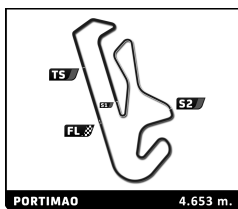
PORTIMAO 4.653 m.

Sector Analysis

Lap under Red Flag Invalidated Lap Personal Best Session Best Crossing the pit lane

Lap	D	Time	Sector 1	Sector 2	Sector 3	T. Spd	Elapsed	Lap	D	Time	Sector 1	Sector 2	Sector 3	T. Spd	Elapsed		
18	1	1:41.689	31.257	33.445	36.987	264.7	58:43.388	5	2	1:58.323	35.735	38.353	44.235	256.5	10:07.103		
19	1	1:42.891	30.990	33.364	38.537	266.0	1:00:26.279	6	2	1:57.088	35.817	38.087	43.184	255.9	12:04.191		
62	Bretton Racing 1. Ben STONE 2. Theodor JENSEN <small>Ligier JS P320 - Nissan LMP3</small>							7	2	2:03.849	B	36.017	38.026	49.806	257.8	14:08.040	
1	2	2:50.238	1:27.077	39.172	43.989		2:50.238	8	2	3:36.699	2:16.592	37.214	42.893		17:44.739		
2	2	1:56.809	36.103	37.998	42.708	252.3	4:47.047	9	2	1:54.873	35.331	36.978	42.564	259.0	19:39.612		
3	2	1:58.442	36.416	38.241	43.785	252.9	6:45.489	10	2	1:54.652	35.205	37.045	42.402	259.0	21:34.264		
4	2	1:57.252	36.755	37.988	42.509	255.9	8:42.741	11	2	1:53.757	34.749	36.781	42.227	259.0	23:28.021		
5	2	1:56.980	36.425	37.823	42.732	254.7	10:39.721	12	2	1:54.851	35.486	37.416	41.949	259.0	25:22.872		
6	2	1:57.241	36.278	37.911	43.052	254.7	12:36.962	13	2	2:01.182	B	34.848	37.195	49.139	259.6	27:24.054	
7	2	1:58.095	36.386	37.951	43.758	255.9	14:35.057	14	2	3:50.245	2:25.516	40.630	44.099		31:14.299		
8	2	1:55.812	35.958	37.391	42.463	259.6	16:30.869	15	2	1:58.608	39.365	37.576	41.667	197.4	33:12.907		
9	2	1:58.487	36.008	39.230	43.249	257.8	18:29.356	16	2	1:53.288	34.907	37.573	40.808	260.2	35:06.195		
10	2	1:58.406	36.848	38.345	43.213	258.4	20:27.762	17	2	1:46.691	33.031	34.829	38.831	259.6	36:52.886		
11	2	1:54.839	35.728	36.849	42.262	255.3	22:22.601	18	2	1:46.378	33.739	34.370	38.269	264.1	38:39.264		
12	2	2:33.475	34.937	1:13.167	45.371	255.9	24:56.076	19	2	1:43.839	32.421	33.591	37.827	263.4	40:23.103		
13	2	2:02.148	B	34.596	36.860	50.692	256.5	26:58.224	20	2	1:54.225	B	32.625	35.506	46.094	267.3	42:17.328
14	1	13:33.297	...	38.515	40.266		40:31.521	21	1	4:13.612	3:00.074	35.127	38.411		46:30.940		
15	1	1:47.239	33.433	35.200	38.606	257.1	42:18.760	22	1	1:43.906	31.863	33.868	38.175	262.8	48:14.846		
16	1	1:44.915	32.310	34.474	38.131	262.8	44:03.675	23	1	1:42.409	31.430	33.575	37.404	263.4	49:57.255		
17	1	1:46.657	32.879	35.660	38.118	257.8	45:50.332	24	1	1:42.398	31.592	33.394	37.412	265.4	51:39.653		
18	1	1:45.975	33.367	34.774	37.834	261.5	47:36.307	25	1	1:41.496	31.293	33.166	37.037	266.0	53:21.149		
19	1	1:46.150	33.195	34.984	37.971	262.1	49:22.457	26	1	1:48.445	32.442	33.641	42.362	267.3	55:09.594		
20	1	1:43.336	32.000	33.682	37.654	261.5	51:05.793	27	1	1:45.015	31.393	33.192	40.430	266.0	56:54.609		
21	1	1:44.783	31.890	34.604	38.289	263.4	52:50.576	28	1	1:42.484	31.363	33.421	37.700	266.7	58:37.093		
22	1	1:43.720	32.344	33.701	37.675	259.0	54:34.296	29	1	1:55.224	B	31.291	36.838	47.095	266.7	1:00:32.317	
23	1	1:46.401	33.291	35.277	37.833	264.1	56:20.697	71	Rinaldi Racing 1. Stefan AUST 2. Felipe FERNANDEZ-LASER <small>Ligier JS P320 - Nissan LMP3</small>								
24	1	1:42.358	31.594	33.307	37.457	264.1	58:03.055	1	1	2:32.369	1:04.427	42.181	45.761		2:32.369		
25	1	1:50.417	B	31.789	33.304	45.324	59:53.472	2	1	2:01.132	37.408	39.468	44.256	241.1	4:33.501		
66	Rinaldi Racing 1. Steve PARROW 2. Wyatt BRICHACEK <small>Ligier JS P320 - Nissan LMP3</small>							3	1	2:02.285	38.558	39.292	44.435	252.3	6:35.786		
1	2	36:28.820	...	40.957	41.488		36:28.820	4	1	2:03.663	37.815	40.426	45.422	251.2	8:39.449		
2	2	1:49.115	34.752	35.954	38.409	252.9	38:17.935	5	1	2:01.801	37.108	39.275	45.418	251.2	10:41.250		
3	2	1:46.388	32.502	36.387	37.499	262.1	40:04.323	6	1	2:03.204	37.412	39.787	46.005	251.7	12:44.454		
4	2	1:42.657	31.707	33.501	37.449	262.1	41:46.980	7	1	2:08.517	B	36.953	39.363	52.201	252.9	14:52.971	
5	2	1:41.169	31.029	32.815	37.325	264.1	43:28.149	8	2	5:01.952	3:42.616	36.975	42.361		19:54.923		
6	2	1:44.396	31.871	35.343	37.182	264.7	45:12.545	9	2	1:53.665	35.197	36.810	41.658	255.9	21:48.588		
7	2	1:40.552	31.044	32.742	36.766	266.0	46:53.097	10	2	1:56.508	35.261	37.889	43.358	255.9	23:45.096		
8	2	1:40.003	30.834	32.618	36.551	266.0	48:33.100	11	2	1:52.577	34.850	36.278	41.449	253.5	25:37.673		
9	2	1:49.941	B	31.474	32.926	45.541	50:23.041	12	2	1:58.768	B	34.505	35.952	48.311	254.7	27:36.441	
10	1	5:33.306	4:17.982	36.372	38.952		55:56.347	73	Proton Huber Competition 1. Jörg DREISOW 2. Manuel LAUCK <small>Porsche 911 GT3 R (992) GT3</small>								
11	1	1:45.361	32.844	34.532	37.985	261.5	57:41.708	1	2	4:57.210	3:33.279	39.326	44.605		4:57.210		
12	1	1:47.370	32.446	36.678	38.246	262.8	59:29.078	2	2	1:59.135	36.586	38.447	44.102	252.9	6:56.345		
13	1	1:47.186	33.321	34.377	39.488	262.8	1:01:16.264	3	2	1:59.226	36.270	38.675	44.281	253.5	8:55.571		
67	Haegeli by T2 Racing 1. Pieder DECURTINS 2. Samir BEN <small>Duqueine M30 - D08 - Nissan LMP3</small>							4	2	1:58.793	36.431	38.557	43.805	252.3	10:54.364		
1	2	2:06.187	39.750	40.495	45.942		2:06.187	5	2	2:06.780	B	36.530	38.785	51.465	252.9	13:01.144	
2	2	2:02.135	37.443	39.593	45.099	242.7	4:08.322	6	2	8:39.426	7:05.194	45.148	49.084		21:40.570		
3	2	1:59.690	36.209	38.709	44.772	252.3	6:08.012	7	2	2:04.736	39.037	41.154	44.545	230.3	23:45.306		
4	2	2:00.768	36.244	40.122	44.402	254.1	8:08.780	8	2	1:56.163	36.529	37.809	41.825	250.6	25:41.469		

LE MANS CUP



Michelin Le Mans Cup Portimao Round Free Practice 1

PORTIMAO 4.653 m. Sector Analysis

Lap under Red Flag Invalidated Lap Personal Best Session Best B Crossing the pit lane

Lap	D	Time	Sector 1	Sector 2	Sector 3	T. Spd	Elapsed	Lap	D	Time	Sector 1	Sector 2	Sector 3	T. Spd	Elapsed		
11	2	1:50.288	33.899	36.073	40.316	254.1	31:15.531	19	2	1:42.860	32.085	33.422	37.353	259.0	40:35.583		
12	2	1:49.906	34.802	35.222	39.882	255.9	33:05.437	20	2	1:42.338	31.734	32.891	37.713	259.0	42:17.921		
13	2	1:48.399	33.233	35.550	39.616	256.5	34:53.836	21	2	1:41.251	31.422	32.716	37.113	259.0	43:59.172		
14	2	1:56.910	B	33.203	35.365	48.342	253.5	36:50.746	22	2	1:52.839	B	32.965	33.831	46.043	260.2	45:52.011
15	2	13:51.713	...	37.624	40.419		50:42.459	23	1	4:27.739	3:15.793	34.433	37.513		50:19.750		
16	2	1:46.059	32.840	34.382	38.837	254.1	52:28.518	24	1	1:43.954	32.243	34.253	37.458	257.8	52:03.704		
17	2	1:44.907	32.256	33.849	38.802	257.1	54:13.425	25	1	1:44.625	32.143	34.006	38.476	259.0	53:48.329		
18	2	1:44.947	32.416	33.853	38.678	257.1	55:58.372	26	1	1:41.588	31.581	32.835	37.172	259.6	55:29.917		
19	2	1:44.832	32.453	33.815	38.564	258.4	57:43.204	27	1	1:40.587	30.799	32.903	36.885	262.1	57:10.504		
20	2	1:52.915	32.501	35.910	44.504	259.0	59:36.119	28	1	1:48.458	31.023	36.075	41.360	262.8	58:58.962		
21	2	1:44.334	32.108	33.710	38.516	259.0	1:01:20.453	29	1	1:45.114	31.456	33.881	39.777	262.1	1:00:44.076		

74 Kessel Racing		Ferrari 296 GT3						
1.Andrew GILBERT		GT3						
2.Fran RUEDA MATEOS								
1	2	4:16.454	2:45.710	38.260	52.484		4:16.454	
2	2	1:59.777	36.561	38.501	44.715	249.4	6:16.231	
3	2	2:14.734	B	36.757	39.487	58.490	8:30.965	
4	2	24:49.362	...	40.989	44.128		33:20.327	
5	2	1:57.235	36.988	38.766	41.481	250.0	35:17.562	
6	2	1:50.517	34.357	35.711	40.449	252.3	37:08.079	
7	2	1:50.739	34.927	36.142	39.670	255.3	38:58.818	
8	2	1:48.314	34.468	34.792	39.054	255.9	40:47.132	
9	2	1:46.566	33.533	34.399	38.634	255.3	42:33.698	
10	2	1:45.268	32.995	33.744	38.529	255.9	44:18.966	
11	2	1:45.679	32.707	33.550	39.422	256.5	46:04.645	
12	2	1:44.271	32.165	33.588	38.518	256.5	47:48.916	
13	2	1:43.515	31.912	33.411	38.192	257.1	49:32.431	
14	2	1:53.636	B	32.956	34.160	46.520	258.4	51:26.067
15	1	3:47.937	2:31.919	35.675	40.343		55:14.004	
16	1	1:51.376	33.368	35.502	42.506	255.3	57:05.380	
17	1	1:49.992	34.237	34.749	40.906	255.9	58:55.372	
18	1	1:49.266	33.442	34.621	41.203	251.7	1:00:44.638	

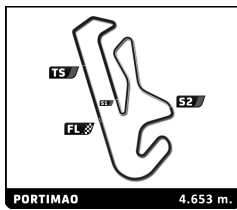
77 Team Thor		Ligier JS P320 - Nissan						
1.Audunn GUDMUNDSSON		LMP3						
2.Colin NOBLE								
1	1	2:48.403	1:21.629	40.895	45.879		2:48.403	
2	1	2:03.341	37.034	40.645	45.662	244.9	4:51.744	
3	1	2:00.762	37.046	39.381	44.335	248.8	6:52.506	
4	1	1:59.965	37.173	39.238	43.554	249.4	8:52.471	
5	1	1:59.988	37.079	39.283	43.626	252.9	10:52.459	
6	1	1:59.825	36.960	39.026	43.839	252.3	12:52.284	
7	1	1:59.600	36.811	39.069	43.720	252.3	14:51.884	
8	1	2:00.327	37.537	38.604	44.186	251.2	16:52.211	
9	1	2:01.538	36.408	39.947	45.183	252.3	18:53.749	
10	1	1:57.999	36.372	38.730	42.897	251.7	20:51.748	
11	1	1:57.082	35.947	38.024	43.111	252.3	22:48.830	
12	1	1:59.127	35.948	38.648	44.531	252.3	24:47.957	
13	1	1:57.874	36.465	38.690	42.719	254.1	26:45.831	
14	1	1:56.857	36.280	38.419	42.158	251.7	28:42.688	
15	1	2:03.960	B	37.018	37.744	49.198	252.9	30:46.648
16	2	4:32.042	3:14.550	37.879	39.613		35:18.690	
17	2	1:48.622	33.479	35.874	39.269	255.9	37:07.312	
18	2	1:45.411	33.278	33.616	38.517	259.6	38:52.723	

83 Iron Dames		Lamborghini Huracan GT3 EVO2						
1.Celia MARTIN		GT3						
2.Karen GAILLARD								
1	2	3:03.691	1:37.696	39.958	46.037		3:03.691	
2	2	2:04.157	37.885	39.250	47.022	247.7	5:07.848	
3	2	2:02.453	37.437	39.857	45.159	249.4	7:10.301	
4	2	2:01.009	37.499	39.034	44.476	247.1	9:11.310	
5	2	2:01.709	37.985	38.856	44.868	235.8	11:13.019	
6	2	2:00.469	36.854	38.512	45.103	250.6	13:13.488	
7	2	1:59.765	36.574	38.869	44.322	250.6	15:13.253	
8	2	1:59.802	37.021	38.394	44.387	243.2	17:13.055	
9	2	1:58.561	36.147	38.583	43.831	251.2	19:11.616	
10	2	1:58.808	36.237	38.482	44.089	251.7	21:10.424	
11	2	1:58.965	36.379	38.044	44.542	250.0	23:09.389	
12	2	2:07.422	B	37.469	38.878	51.075	248.8	25:16.811
13	2	4:41.246	3:20.815	37.389	43.042		29:58.057	
14	2	1:55.477	35.551	37.262	42.664	250.6	31:53.534	
15	2	2:01.688	B	34.790	37.418	49.480	251.2	33:55.222
16	2	5:01.325	3:33.189	42.437	45.699		38:56.547	
17	2	1:55.774	36.631	37.814	41.329	225.9	40:52.321	
18	2	1:49.887	34.040	35.127	40.720	247.7	42:42.208	
19	2	1:47.128	33.439	34.466	39.223	255.3	44:29.336	
20	2	1:45.477	32.449	34.191	38.837	255.9	46:14.813	
21	2	1:44.791	31.929	33.799	39.063	256.5	47:59.604	
22	2	1:44.813	31.914	33.479	39.420	257.8	49:44.417	
23	2	1:44.008	31.818	33.494	38.696	256.5	51:28.425	
24	2	1:44.540	32.001	33.677	38.862	255.9	53:12.965	
25	2	1:45.538	32.892	33.889	38.757	257.1	54:58.503	
26	2	1:44.128	31.708	33.589	38.831	258.4	56:42.631	
27	2	1:46.228	32.286	33.549	40.393	254.7	58:28.859	
28	2	1:52.760	31.982	34.935	46.843	259.6	1:00:22.619	

84 ANS Motorsport		Ligier JS P320 - Nissan					
1.Julien LEMOINE		LMP3					
2.Paul TROJANI							
1	1	2:41.520	1:14.380	41.653	45.487		2:41.520
2	1	2:02.233	37.739	39.567	44.927	251.7	4:43.753
3	1	2:01.280	37.489	39.167	44.624	255.9	6:45.033
4	1	2:01.685	37.273	39.498	44.914	254.1	8:46.718
5	1	2:00.602	37.234	38.671	44.697	254.1	10:47.320
6	1	2:00.751	37.224	38.705	44.822	255.3	12:48.071
7	1	2:01.101	37.593	38.747	44.761	250.6	14:49.172
8	1	2:00.091	37.764	38.245	44.082	257.1	16:49.263



LE MANS CUP



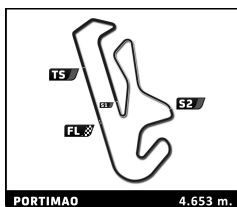
Michelin Le Mans Cup
Portimao Round
Free Practice 1

Sector Analysis

Lap under Red Flag Invalidated Lap Personal Best Session Best B Crossing the pit lane

Lap	D	Time	Sector 1	Sector 2	Sector 3	T. Spd	Elapsed	Lap	D	Time	Sector 1	Sector 2	Sector 3	T. Spd	Elapsed
9	1	2:00.353	37.048	39.334	43.971	257.1	18:49.616	5	2	1:41.858	31.447	33.230	37.181	259.0	43:36.424
10	1	1:57.704	36.597	37.884	43.223	255.9	20:47.320	6	2	1:42.521	31.278	33.374	37.869	261.5	45:18.945
11	1	1:58.489	36.778	37.665	44.046	255.3	22:45.809	7	2	1:50.692	B 31.842	34.152	44.698	261.5	47:09.637
12	1	2:01.683	36.427	40.679	44.577	255.3	24:47.492	8	1	3:43.813	2:31.434	34.343	38.036		50:53.450
13	1	1:56.349	36.011	37.503	42.835	256.5	26:43.841	9	1	1:48.161	33.505	36.057	38.599	261.5	52:41.611
14	1	1:57.764	36.186	38.594	42.984	254.1	28:41.605	10	1	1:42.620	32.126	33.341	37.153	259.6	54:24.231
15	1	1:54.986	35.913	37.045	42.028	254.1	30:36.591	11	1	1:43.720	33.055	33.352	37.313	261.5	56:07.951
16	1	1:54.169	35.351	36.875	41.943	255.9	32:30.760	12	1	1:42.682	31.543	33.645	37.494	262.8	57:50.633
17	1	2:00.789	B 34.886	37.363	48.540	257.1	34:31.549	13	1	1:42.007	31.541	33.380	37.086	263.4	59:32.640
18	2	3:57.265	2:38.502	39.402	39.361		38:28.814	14	1	1:42.565	31.602	33.430	37.533	263.4	1:01:15.205
19	2	1:45.353	33.814	34.017	37.522	257.8	40:14.167	88 AF Corse Ferrari 296 GT3							
20	2	1:46.747	33.034	35.270	38.443	266.7	42:00.914	1. Custodio TOLEDO GT3							
21	2	1:42.836	31.742	33.641	37.453	261.5	43:43.750	2. Riccardo AGOSTINI							
22	2	1:41.844	31.489	32.938	37.417	264.1	45:25.594	1	2	37:14.164	...	39.111	43.290		37:14.164
23	2	1:44.662	31.984	34.258	38.420	259.6	47:10.256	2	2	1:52.964	34.671	35.982	42.311	249.4	39:07.128
24	2	1:41.243	31.292	32.624	37.327	263.4	48:51.499	3	2	1:53.382	34.467	36.825	42.090	250.6	41:00.510
25	2	1:42.401	31.204	32.611	38.586	264.1	50:33.900	4	2	1:52.842	34.710	36.194	41.938	250.0	42:53.352
26	2	1:42.231	31.375	33.263	37.593	264.7	52:16.131	5	2	2:02.864	B 35.330	36.711	50.823	251.2	44:56.216
27	2	1:40.436	30.976	32.413	37.047	266.0	53:56.567	90 Blackthorn Aston Martin Vantage GT3 EVO							
28	2	1:42.683	32.862	32.381	37.440	263.4	55:39.250	1. James SWIFT GT3							
29	2	1:42.364	32.465	32.355	37.544	263.4	57:21.614	2. Ross KAISER							
30	2	1:40.307	30.734	32.529	37.044	264.7	59:01.921	1	2	3:54.623	B 2:00.053	51.786	1:02.784		3:54.623
31	2	1:44.020	31.905	34.580	37.535	266.7	1:00:45.941	2	2	3:42.423	B 1:56.131	47.104	59.188		7:37.046
85 R-race GP Duqueine M30 - D08 - Nissan LMP3							1. Fabien MICHAL								
2. Hadrien DAVID							2. 14:06.483 ... 38.194 42.078 14:06.483								
1	2	14:06.483	...	38.194	42.078		14:06.483	3	2	10:24.675	9:02.461	38.413	43.801		18:01.721
2	2	1:52.177	34.720	36.348	41.109	254.1	15:58.660	4	2	1:57.093	36.135	37.794	43.164	249.4	19:58.814
3	2	1:51.115	34.424	35.697	40.994	257.1	17:49.775	5	2	1:56.512	35.702	37.515	43.295	251.7	21:55.326
4	2	2:00.781	B 34.351	35.817	50.613	259.6	19:50.556	6	2	1:57.723	36.817	37.357	43.549	246.6	23:53.049
5	2	4:19.558	B 2:47.627	40.098	51.833		24:10.114	7	2	2:08.019	B 36.490	39.284	52.245	250.6	26:01.068
6	2	7:44.204	6:24.404	39.005	40.795		31:54.318	8	2	11:42.567	...	41.761	45.850		37:43.635
7	2	1:57.396	B 34.201	34.754	48.441	247.1	33:51.714	9	2	1:53.071	35.781	36.572	40.718	229.8	39:36.706
8	1	4:03.023	2:41.327	38.213	43.483		37:54.737	10	2	1:49.519	33.581	35.002	40.936	251.7	41:26.225
9	1	1:55.497	34.479	36.561	44.457	235.8	39:50.234	11	2	1:47.194	33.332	34.564	39.298	237.9	43:13.419
10	1	1:42.716	31.762	33.739	37.215	264.1	41:32.950	12	2	1:46.853	33.808	34.008	39.037	255.3	45:00.272
11	1	1:50.001	32.083	33.273	44.645	267.3	43:22.951	13	2	1:45.485	32.448	34.173	38.864	255.9	46:45.757
12	1	1:42.717	32.242	33.403	37.072	266.0	45:05.668	14	2	1:45.039	32.480	34.197	38.362	256.5	48:30.796
13	1	1:41.421	31.452	33.007	36.962	266.7	46:47.089	15	2	1:51.447	B 32.462	33.512	45.473	257.8	50:22.243
14	1	1:41.018	31.279	32.913	36.826	268.7	48:28.107	16	1	4:28.125	3:12.577	35.340	40.208		54:50.368
15	1	1:50.075	B 30.988	32.836	46.251	266.7	50:18.182	17	1	1:49.543	33.861	35.490	40.192	256.5	56:39.911
16	2	3:27.212	2:14.091	35.764	37.357		53:45.394	18	1	1:46.618	32.928	34.353	39.337	255.3	58:26.529
17	2	1:39.070	30.687	32.225	36.158	265.4	55:24.464	19	1	1:50.252	33.569	35.272	41.411	257.8	1:00:16.781
18	2	1:38.970	30.582	31.797	36.591	268.7	57:03.434	91 Blackthorn Aston Martin Vantage GT3 EVO							
19	2	1:57.684	41.851	38.913	36.920	264.1	59:01.118	1. Claude BOVET GT3							
20	2	1:51.050	B 30.680	32.069	48.301	268.0	1:00:52.168	2. David MCDONALD							
87 COOL Racing Ligier JS P320 - Nissan LMP3							1. James SWEETNAM								
2. Adrien CLOSMENIL							1								
1	2	2:54.623	B 1:06.494	50.618	57.511		2:54.623	2	2	4:30.492	2:34.321	55.194	1:00.977		4:30.492
2	2	35:25.822	...	39.481	43.044		38:20.445	3	2	2:49.849	B 49.509	53.217	1:07.123	191.2	7:20.341
3	2	1:49.889	33.372	35.194	41.323	253.5	40:10.334	4	2	4:33.877	2:44.138	54.061	55.678		11:54.218
4	2	1:44.232	32.970	33.468	37.794	257.8	41:54.566	5	2	2:43.292	B 45.192	51.173	1:06.927	204.9	14:37.510
								6	2	3:38.150	2:12.375	39.796	45.979		18:15.660
								7	2	1:59.900	37.161	38.521	44.218	249.4	20:15.560
								8	2	1:58.040	36.050	38.161	43.829	250.6	22:13.600
								9	2	1:58.005	36.262	38.022	43.721	251.7	24:11.605
								10	2	1:56.885	35.650	37.617	43.618	251.7	26:08.490
								11	2	2:05.856	B 35.892	38.307	51.657	251.2	28:14.346

LE MANS CUP



Michelin Le Mans Cup Portimao Round Free Practice 1

Sector Analysis

														Lap under Red Flag	Invalidated Lap	Personal Best	Session Best	B Crossing the pit lane
Lap	D	Time	Sector 1	Sector 2	Sector 3	T. Spd	Elapsed	Lap	D	Time	Sector 1	Sector 2	Sector 3	T. Spd	Elapsed			
11	1	4:50.393	3:23.312	41.219	45.862		33:04.739	24	2	1:41.280	31.247	33.260	36.773	264.1	50:35.037			
12	1	2:01.228	37.723	39.481	44.024	206.5	35:05.967	25	2	1:48.963	31.248	34.082	43.633	267.3	52:24.000			
13	1	1:59.071	36.393	38.734	43.944	243.2	37:05.038	26	2	1:40.665	31.156	32.901	36.608	266.7	54:04.665			
14	1	2:09.558 B	37.460	39.970	52.128	205.3	39:14.596	27	2	1:48.406	32.611	34.237	41.558	265.4	55:53.071			
15	1	8:08.916	6:30.051	47.718	51.147		47:23.512	28	2	1:41.158	30.885	32.690	37.583	266.0	57:34.229			
16	1	2:05.723	41.155	40.856	43.712	163.9	49:29.235	29	2	1:40.661	31.025	32.456	37.180	262.1	59:14.890			
17	1	1:53.573	36.330	36.103	41.140	219.5	51:22.808	30	2	1:51.606 B	30.919	33.189	47.498	264.7	1:01:06.496			
18	1	1:49.596	34.084	35.206	40.306	251.7	53:12.404											
19	1	1:49.767	34.632	34.945	40.190	253.5	55:02.171											
20	1	1:47.138	32.689	34.702	39.747	256.5	56:49.309											
21	1	1:48.001	33.357	34.660	39.984	255.3	58:37.310											
22	1	1:48.834	32.762	35.517	40.555	255.9	1:00:26.144											

97 **COOL Racing** Ligier JS P320 - Nissan
1. Adrien CHILA LMP3
2. David DROUX

1	2	2:30.409	1:05.351	40.544	44.514		2:30.409
2	2	1:57.128	35.871	38.131	43.126	249.4	4:27.537
3	2	2:05.617 B	35.991	38.037	51.589	251.7	6:33.154
4	1	39:14.201	...	50.138	51.588		45:47.355
5	1	2:09.620 B	38.999	40.835	49.786	248.3	47:56.975
6	2	3:07.978	1:56.163	34.122	37.693		51:04.953
7	2	1:43.479	31.408	34.703	37.368	259.6	52:48.432
8	2	1:42.021	31.236	32.729	38.056	259.0	54:30.453
9	2	1:49.174	31.122	35.602	42.450	260.2	56:19.627
10	2	1:40.167	30.984	32.569	36.614	261.5	57:59.794
11	2	1:39.842	30.773	32.383	36.686	262.1	59:39.636
12	2	1:41.464	30.872	32.363	38.229	262.1	1:01:21.100

99 **More Motorsport** Ligier JS P320 - Nissan
1. Mark VAN DER SNEL LMP3
2. Max VAN DER SNEL JR.

1	1	2:31.577	1:03.610	41.938	46.029		2:31.577
2	1	2:04.185	36.953	40.387	46.845	249.4	4:35.762
3	1	2:05.321	39.646	40.518	45.157	252.9	6:41.083
4	1	2:01.102	37.144	39.251	44.707	253.5	8:42.185
5	1	2:00.603	37.700	38.876	44.027	252.9	10:42.788
6	1	2:00.403	36.696	39.304	44.403	255.3	12:43.191
7	1	1:57.820	36.251	38.147	43.422	253.5	14:41.011
8	1	1:59.710	35.941	40.247	43.522	252.3	16:40.721
9	1	1:57.012	35.681	37.676	43.655	255.3	18:37.733
10	1	1:56.852	35.938	37.824	43.090	255.3	20:34.585
11	1	1:57.358	36.957	37.279	43.122	255.3	22:31.943
12	1	1:55.838	35.667	37.356	42.815	253.5	24:27.781
13	1	1:55.062	35.229	37.236	42.597	253.5	26:22.843
14	1	1:55.297	35.622	37.021	42.654	251.2	28:18.140
15	1	1:54.111	34.660	36.952	42.499	252.3	30:12.251
16	1	2:04.842 B	35.237	37.536	52.069	252.3	32:17.093
17	2	6:07.639	4:44.970	40.255	42.414		38:24.732
18	2	1:49.200	34.253	35.908	39.039	255.9	40:13.932
19	2	1:47.596	32.833	35.397	39.366	262.1	42:01.528
20	2	1:42.915	31.907	33.767	37.241	260.9	43:44.443
21	2	1:42.768	31.613	33.869	37.286	264.1	45:27.211
22	2	1:43.579	31.318	33.775	38.486	262.1	47:10.790
23	2	1:42.967	31.368	33.394	38.205	266.7	48:53.757