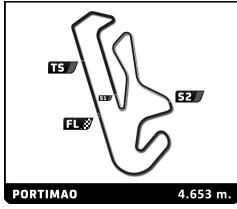


LE MANS CUP

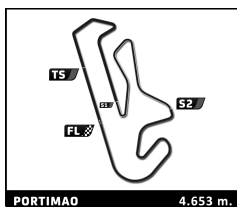


Michelin Le Mans Cup Portimao Round Free Practice 2

Sector Analysis

Lap under Red Flag											Invalidated Lap	Personal Best	Session Best	B Crossing the pit lane		
Lap	D	Time	Sector 1	Sector 2	Sector 3	T. Spd	Elapsed	Lap	D	Time	Sector 1	Sector 2	Sector 3	T. Spd	Elapsed	
2		CD Sport					Ligier JS P320 - Nissan					LMP3				
		1.Shahan SARKISSIAN														
		2.Willyam GOSSELIN														
1	2	2:37.097	1:22.721	35.635	38.741		2:37.097	1	1	3:39.992	2:24.249	35.404	40.339		3:39.992	
2	2	1:45.000	32.499	34.240	38.261	260.9	4:22.097	2	1	1:46.632	32.633	33.635	40.364	260.2	5:26.624	
3	2	1:41.647	31.509	32.808	37.330	261.5	6:03.744	3	1	1:42.910	31.540	33.471	37.899	262.8	7:09.534	
4	2	2:18.725 B	32.391	32.841	1:13.493	260.9	8:22.469	4	1	3:15.858 B	53.976	1:03.129	1:18.753	137.9	10:25.392	
5	2	19:44.181	...	34.474	37.935		28:06.650	5	1	17:28.390	...	34.033	42.219		27:53.782	
6	2	1:41.554	31.578	32.941	37.035	259.6	29:48.204	6	1	1:43.357	32.038	33.233	38.086	262.1	29:37.139	
7	2	1:40.542	31.060	32.586	36.896	263.4	31:28.746	7	1	1:41.200	31.296	32.976	36.928	264.7	31:18.339	
8	2	1:41.144	31.113	32.726	37.305	264.1	33:09.890	8	1	1:41.345	31.327	32.719	37.299	265.4	32:59.684	
9	2	1:45.763	30.804	32.688	42.271	264.7	34:55.653	9	1	1:40.680	31.087	32.500	37.093	266.0	34:40.364	
10	2	1:41.776	31.491	32.794	37.491	264.7	36:37.429	10	1	1:43.257	31.161	33.316	38.780	267.3	36:23.621	
11	2	1:46.926B	31.303	32.850	42.773	262.1	38:24.355	11	1	1:40.447	31.019	32.417	37.011	265.4	38:04.068	
12	1	4:28.991	3:16.855	33.749	38.387		42:53.346	12	1	1:43.811	31.122	32.582	40.107	266.7	39:47.879	
13	1	1:45.822	32.123	35.252	38.447	260.9	44:39.168	13	1	1:45.665	30.976	32.743	41.946	266.0	41:33.544	
14	1	1:42.313	31.504	33.370	37.439	260.2	46:21.481	14	1	1:50.965B	31.007	32.621	47.337	264.1	43:24.509	
15	1	1:42.064	31.500	33.425	37.139	264.7	48:03.545	15	2	4:03.135	2:49.168	36.389	37.578		47:27.644	
16	1	1:42.548	32.038	33.214	37.296	264.1	49:46.093	16	2	1:39.181	30.682	32.241	36.258	265.4	49:06.825	
17	1	1:41.572	31.358	33.135	37.079	266.0	51:27.665	17	2	1:38.987	30.506	32.274	36.207	266.7	50:45.812	
18	1	1:42.252	31.630	33.284	37.338	265.4	53:09.917	18	2	1:49.640	38.150	34.749	36.741	269.3	52:35.452	
19	1	1:43.688	31.649	33.269	38.770	267.3	54:53.605	19	2	1:38.802	30.394	32.168	36.240	268.0	54:14.254	
20	1	1:41.595	31.556	33.111	36.928	262.8	56:35.200	20	2	1:41.638	30.509	33.030	38.099	268.7	55:55.892	
21	1	1:42.948	31.107	33.494	38.347	265.4	58:18.148	21	2	1:49.547B	30.404	32.825	46.318	268.7	57:45.439	
22	1	1:45.229	32.159	33.220	39.850	266.0	1:00:03.377									
6		ANS Motorsport					Ligier JS P320 - Nissan					LMP3				
		1.Eric DE DONCKER														
		2.Nicolas SCHATZ														
1	1	3:05.499	1:44.341	39.014	42.144		3:05.499	1	2	2:41.258	1:26.382	35.641	39.235		2:41.258	
2	1	1:49.852	34.408	36.261	39.183	250.6	4:55.351	2	2	1:43.349	32.187	33.630	37.532	257.1	4:24.607	
3	1	1:50.960	33.712	35.332	41.916	254.1	6:46.311	3	2	1:41.835	32.088	33.005	36.742	264.1	6:06.442	
4	1	3:03.462 B	43.445	1:01.561	1:18.456	250.6	9:49.773	4	2	2:29.781 B	33.798	36.530	1:19.453	242.2	8:36.223	
5	2	18:52.754	...	33.603	37.534		28:42.527	5	2	19:35.589	...	35.382	38.941		28:11.812	
6	2	1:52.727	31.332	43.755	37.640	260.2	30:35.254	6	2	1:41.401	31.641	32.953	36.807	254.7	29:53.213	
7	2	1:40.981	31.183	32.831	36.967	259.6	32:16.235	7	2	1:40.241	30.997	32.496	36.748	263.4	31:33.454	
8	2	1:42.595	32.283	33.023	37.289	262.1	33:58.830	8	2	1:46.934 B	32.004	32.449	42.481	267.3	33:20.388	
9	2	1:42.568	31.759	32.837	37.972	262.8	35:41.398	9	1	3:32.736	2:20.435	34.146	38.155		36:53.124	
10	2	1:40.607	30.931	32.624	37.052	259.0	37:22.005	10	1	1:42.813	31.835	33.456	37.522	262.1	38:35.937	
11	2	1:47.451	30.839	39.843	36.769	263.4	39:09.456	11	1	1:43.264	32.320	33.502	37.442	262.8	40:19.201	
12	2	1:39.688	30.696	32.440	36.552	262.1	40:49.144	12	1	1:42.169	31.488	33.295	37.386	261.5	42:01.370	
13	2	1:41.892	31.903	32.880	37.109	262.8	42:31.036	13	1	1:41.918	31.375	33.165	37.378	260.9	43:43.288	
14	2	1:48.098 B	32.260	32.318	43.420	263.4	44:19.134	14	1	1:49.630B	31.756	33.436	44.438	263.4	45:32.918	
15	1	3:55.142	2:41.819	34.369	38.954		48:14.276	15	2	4:26.467	3:16.345	33.129	36.993		49:59.385	
16	1	1:45.146	32.543	33.938	38.665	257.8	49:59.422	16	2	1:40.447	31.071	32.700	36.676	263.4	51:39.832	
17	1	1:44.971	32.457	33.944	38.570	256.5	51:44.393	17	2	1:39.759	30.960	32.319	36.480	268.0	53:19.591	
18	1	1:44.385	32.170	33.644	38.571	260.2	53:28.778	18	2	1:39.341	30.686	32.314	36.341	266.0	54:58.932	
19	1	1:45.592	32.272	34.524	38.796	260.2	55:14.370	19	2	1:39.988	30.792	32.304	36.892	267.3	56:38.920	
20	1	1:45.112	32.676	33.797	38.639	248.8	56:59.482	20	2	1:39.566	30.787	32.276	36.503	266.7	58:18.486	
21	1	1:44.497	32.308	33.612	38.577	262.1	58:43.979	21	2	1:48.413 B	31.075	32.082	45.256	268.0	1:00:06.899	
22	1	1:42.813	31.832	33.042	37.939	260.9	1:00:26.792									
7		Nielsen Racing					Ligier JS P320 - Nissan					LMP3				
		1.Anthony WELLS														
		2.Wayne BOYD														
1	1	3:27.233	2:10.596	36.637	40.000		3:27.233	1	1	3:27.233	2:10.596	36.637	40.000		3:27.233	
2	1	1:45.477	32.882	33.781	38.814	252.3	5:12.710	2	1	1:45.477	32.882	33.781	38.814	252.3	5:12.710	
3	1	2:29.999 B	45.086	41.518	1:03.395	258.4	7:42.709	3	1	2:29.999 B	45.086	41.518	1:03.395	258.4	7:42.709	

LE MANS CUP

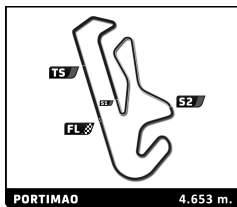


Michelin Le Mans Cup Portimao Round Free Practice 2

Sector Analysis

Lap under Red Flag											Invalidated Lap	Personal Best	Session Best	B Crossing the pit lane				
Lap	D	Time	Sector 1	Sector 2	Sector 3	T. Spd	Elapsed	Lap	D	Time	Sector 1	Sector 2	Sector 3	T. Spd	Elapsed			
12		Kessel Racing 1. Frederic JOUSSET 2. David Cleto FUMANELLI						Ferrari 296 GT3 GT3										
1	1	2:20.747	58.842	38.797	43.108		2:20.747	1	2	2:09.919	53.580	36.430	39.909		2:09.919			
2	1	1:51.125	34.526	36.152	40.447	248.3	4:11.872	2	2	1:45.244	32.883	33.418	38.943	251.7	3:55.163			
3	1	1:50.748	33.168	35.932	41.648	251.7	6:02.620	3	2	1:43.464	32.101	33.305	38.058	254.1	5:38.627			
4	1	2:30.634 B	33.633	38.092	1:18.909	251.2	8:33.254	4	2	2:12.033 B	32.132	34.015	1:05.886	254.1	7:50.660			
5	1	19:47.345	...	38.321	43.188		28:20.599	5	2	20:42.225 B	...	36.418	46.013		28:32.885			
6	1	1:53.285	34.796	36.941	41.548	246.6	30:13.884	6	2	4:31.856	3:18.293	34.701	38.862		33:04.741			
7	1	1:48.580	33.414	34.896	40.270	251.2	32:02.464	7	2	1:44.879	32.679	33.818	38.382	255.3	34:49.620			
8	1	1:47.979	33.138	34.809	40.032	252.9	33:50.443	8	2	1:42.618	31.757	32.797	38.064	255.3	36:32.238			
9	1	1:52.471	34.804	36.334	41.333	252.3	35:42.914	9	2	1:42.665	31.679	32.940	38.046	256.5	38:14.903			
10	1	1:48.586	33.754	35.045	39.787	249.4	37:31.500	10	2	1:48.407 B	31.670	33.092	43.645	255.9	40:03.310			
11	1	1:48.439	33.121	35.194	40.124	255.3	39:19.939	11	1	4:36.420	3:10.730	42.872	42.818		44:39.730			
12	1	1:46.524	32.870	34.432	39.222	255.3	41:06.463	12	1	1:51.601	34.044	35.452	42.105	248.8	46:31.331			
13	1	1:46.926	32.920	34.344	39.662	254.7	42:53.389	13	1	1:47.323	33.318	34.261	39.744	252.3	48:18.654			
14	1	1:56.166 B	33.504	35.519	47.143	253.5	44:49.555	14	1	1:46.290	33.060	34.001	39.229	253.5	50:04.944			
15	2	4:33.836	3:17.548	34.661	41.627		49:23.391	15	1	1:51.985	33.513	34.925	43.547	257.1	51:56.929			
16	2	1:44.371	32.182	33.845	38.344	257.1	51:07.762	16	1	1:56.756	33.993	38.210	44.553	255.9	53:53.685			
17	2	1:43.648	31.890	33.606	38.152	257.8	52:51.410	17	1	1:45.934	32.751	33.850	39.333	255.9	55:39.619			
18	2	1:43.430	31.910	33.409	38.111	258.4	54:34.840	18	1	1:45.965	32.644	33.788	39.533	255.3	57:25.584			
19	2	1:43.889	32.215	33.440	38.234	258.4	56:18.729	19	1	1:45.902	32.719	33.903	39.280	257.1	59:11.486			
20	2	1:43.356	32.002	33.300	38.054	257.8	58:02.085	20	1	1:48.947	33.185	35.801	39.961	256.5	1:01:00.433			
21	2	1:44.047	31.964	33.576	38.507	258.4	59:46.132								20 High Class Racing 1. Jens Reno MOLLER 2. Tommy FOSTER Ligier JS P320 - Nissan LMP3			
22	2	1:43.657	32.043	33.433	38.181	258.4	1:01:29.789	1	2	2:32.345 B	1:10.750	35.184	46.411		2:32.345			
13		MRacing 1. Romano RICCI 2. Alexandre COUGNAUD						Ligier JS P320 - Nissan LMP3										
1	2	2:15.660 B	48.756	39.814	47.090		2:15.660	2	2	4:35.361	3:19.620	34.891	40.850		7:07.706			
2	2	3:26.282	2:12.166	35.800	38.316		5:41.942	3	2	3:09.896 B	48.002	1:02.579	1:19.315	202.2	10:17.602			
3	2	2:05.915 B	32.083	33.303	1:00.529	261.5	7:47.857	4	2	18:44.110	...	34.754	40.298		29:01.712			
4	2	20:01.482	...	34.245	38.445		27:49.339	5	2	1:41.702	31.535	33.007	37.160	254.1	30:43.414			
5	2	1:41.038	31.441	32.630	36.967	260.9	29:30.377	6	2	1:39.827	30.886	32.286	36.655	257.1	32:23.241			
6	2	1:39.990	30.823	32.442	36.725	266.0	31:10.367	7	2	1:45.537	31.480	32.564	41.493	259.6	34:08.778			
7	2	1:42.223	32.658	32.490	37.075	269.3	32:52.590	8	2	1:42.457	30.892	32.656	38.909	259.0	35:51.235			
8	2	1:40.277	31.011	32.355	36.911	265.4	34:32.867	9	2	1:40.051	30.613	32.110	37.328	260.2	37:31.286			
9	2	1:39.979	30.746	32.278	36.955	266.7	36:12.846	10	2	1:42.591	31.324	32.462	38.795	257.1	39:13.877			
10	2	1:47.552 B	30.816	32.518	44.218	267.3	38:00.398	11	2	1:39.346	30.612	32.139	36.595	259.6	40:53.223			
11	1	3:42.402	2:29.361	34.042	38.999		41:42.800	12	2	1:48.366 B	30.644	32.170	45.552	259.0	42:41.589			
12	1	1:45.865	33.007	33.590	39.268	263.4	43:28.665	13	2	5:39.626	4:24.059	38.059	37.508		48:21.215			
13	1	1:42.580	31.713	33.124	37.743	263.4	45:11.245	14	2	1:51.801 B	31.001	33.919	46.881	260.2	50:13.016			
14	1	1:42.346	31.519	33.046	37.781	264.1	46:53.591	15	1	3:31.042	2:18.589	34.264	38.189		53:44.058			
15	1	1:42.605	31.539	33.215	37.851	264.7	48:36.196	16	1	1:42.635	32.084	32.966	37.585	257.1	55:26.693			
16	1	1:42.837	31.503	33.599	37.735	265.4	50:19.033	17	1	1:41.817	31.323	33.278	37.216	260.2	57:08.510			
17	1	1:42.672	31.775	33.440	37.457	265.4	52:01.705	18	1	1:41.267	31.193	32.789	37.285	260.2	58:49.777			
18	1	1:42.911	31.927	33.302	37.682	265.4	53:44.616	19	1	1:41.950	31.164	32.949	37.837	259.6	1:00:31.727			
19	1	1:42.914	31.950	33.290	37.674	264.7	55:27.530								23 Biogas Motorsport 1. Josep MAYOLA COMADIR 2. Marc CAROL YBARRA Ferrari 296 GT3 GT3			
20	1	1:42.121	31.525	33.162	37.434	266.7	57:09.651	1	1	2:41.135	1:12.105	43.319	45.711		2:41.135			
21	1	1:41.356	31.129	32.885	37.342	267.3	58:51.007	2	1	1:55.327	36.721	37.426	41.180	234.3	4:36.462			
22	1	1:41.669	31.376	33.046	37.247	267.3	1:00:32.676	3	1	1:47.837	33.153	34.848	39.836	253.5	6:24.299			
18		High Class Racing 1. Nicholas JONES 2. Sven MÜLLER						Porsche 911 GT3 R (992) GT3										
4	1	2:45.441 B	33.348	52.815	1:19.278	252.3	9:09.740	4	1	2:45.441 B	33.348	52.815	1:19.278	252.3	9:09.740			
5	1	19:27.519	...	38.010	41.234		28:37.259	5	1	19:27.519	...	38.010	41.234		28:37.259			
6	1	1:50.118	33.873	36.247	39.998	251.2	30:27.377	6	1	1:50.118	33.873	36.247	39.998	251.2	30:27.377			
7	1	1:47.955	33.058	35.072	39.825	254.7	32:15.332	7	1	1:47.955	33.058	35.072	39.825	254.7	32:15.332			
8	1	1:48.328	33.425	34.891	40.012	254.1	34:03.660	8	1	1:48.328	33.425	34.891	40.012	254.1	34:03.660			

LE MANS CUP

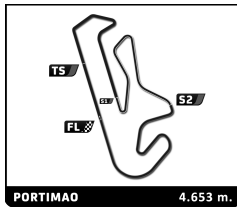


Michelin Le Mans Cup Portimao Round Free Practice 2

Sector Analysis

Lap under Red Flag												Invalidated Lap	Personal Best	Session Best	B Crossing the pit lane
Lap	D	Time	Sector 1	Sector 2	Sector 3	T. Spd	Elapsed	Lap	D	Time	Sector 1	Sector 2	Sector 3	T. Spd	Elapsed
9	1	1:50.413	33.359	35.061	41.993	252.3	35:54.073	16	1	4:14.933	2:59.676	37.050	38.207		49:57.251
10	1	2:01.384 B	36.204	35.252	49.928	199.6	37:55.457	17	1	1:45.928	31.714	33.107	41.107	257.8	51:43.179
11	2	3:57.492	2:42.461	36.335	38.696		41:52.949	18	1	1:41.046	31.190	33.060	36.796	259.6	53:24.225
12	2	1:43.871	32.236	33.657	37.978	254.1	43:36.820	19	1	1:55.916 B	31.911	36.503	47.502	263.4	55:20.141
13	2	1:43.473	31.942	33.526	38.005	258.4	45:20.293	27 P4 Racing Ligier JS P320 - Nissan							
14	2	1:43.243	31.845	33.517	37.881	257.8	47:03.536	1.Andrew FERGUSON LMP3							
15	2	1:44.107	31.828	33.879	38.400	257.8	48:47.643	2.Louis HAMILTON-SMITH							
16	2	1:44.052	32.006	33.710	38.336	259.6	50:31.695	1	2	2:12.601	52.741	38.586	41.274		2:12.601
17	2	1:55.924 B	32.916	37.470	45.538	258.4	52:27.619	2	2	1:54.909	34.284	38.691	41.934	246.6	4:07.510
18	2	3:19.143 B	1:55.022	36.807	47.314		55:46.762	3	2	1:56.386	33.499	36.591	46.296	244.3	6:03.896
24 Steller Motorsport Audi R8 LMS GT3								1.Alex MARTIN							
1								2.Charles BATEMAN							
1	1	2:34.750	1:16.582	37.736	40.432		2:34.750	4	2	2:39.947 B	38.091	39.865	1:21.991	206.9	8:43.843
2	1	1:49.508	33.409	34.874	41.225	251.7	4:24.258	5	2	19:35.125	...	36.411	41.229		28:18.968
3	1	1:47.970	34.229	34.391	39.350	255.9	6:12.228	6	2	1:46.147	33.124	34.140	38.883	252.9	30:05.115
4	1	2:35.394 B	33.165	45.248	1:16.981	255.9	8:47.622	7	2	1:54.303	33.654	35.165	45.484	255.9	31:59.418
5	1	19:39.436 B	...	36.366	48.645		28:27.058	8	2	1:43.139	32.149	33.389	37.601	259.0	33:42.557
6	2	4:36.623	3:18.456	37.452	40.715		33:03.681	9	2	1:42.897	31.732	33.475	37.690	262.1	35:25.454
7	2	1:48.330	33.193	35.319	39.818	255.3	34:52.011	10	2	1:42.532	31.766	33.316	37.450	259.6	37:07.986
8	2	1:45.975	32.849	34.087	39.039	255.9	36:37.986	11	2	1:42.724	32.060	33.125	37.539	262.1	38:50.710
9	2	1:46.597	32.569	34.000	40.028	258.4	38:24.583	12	2	1:50.804 B	31.841	33.077	45.886	262.1	40:41.514
10	2	1:45.317	32.332	34.172	38.813	257.1	40:09.900	13	1	4:01.183	2:43.421	36.979	40.783		44:42.697
11	2	1:44.691	32.117	33.720	38.854	256.5	41:54.591	14	1	1:47.669	33.131	34.491	40.047	256.5	46:30.366
12	2	1:44.174	32.086	33.667	38.211	257.1	43:38.765	15	1	1:46.844	32.561	34.678	39.605	257.1	48:17.210
13	2	1:43.857	31.977	33.670	38.210	258.4	45:22.622	16	1	1:46.798	32.865	34.357	39.576	259.0	50:04.008
14	2	1:43.825	31.942	33.281	38.602	259.0	47:06.447	17	1	1:47.835	33.393	35.186	39.256	259.0	51:51.843
15	2	1:44.118	32.157	33.568	38.393	259.6	48:50.565	18	1	1:48.424	34.752	34.398	39.274	260.2	53:40.267
16	2	1:45.030	32.009	34.142	38.879	260.9	50:35.595	19	1	1:51.264	32.826	33.833	44.605	259.6	55:31.531
17	2	1:46.132	33.008	34.125	38.999	260.9	52:21.727	20	1	1:50.492	36.010	35.243	39.239	253.5	57:22.023
18	2	1:44.446	32.130	33.730	38.586	259.6	54:06.173	21	1	2:08.720	31.960	33.715	1:03.045	260.2	59:30.743
19	2	1:47.886	33.311	34.390	40.185	259.6	55:54.059	22	1	2:14.649 B	38.769	41.001	54.879	257.1	1:01:45.392
20	2	1:45.108	32.278	34.023	38.807	257.8	57:39.167	28 MV2S Racing Ligier JS P320 - Nissan							
21	2	1:44.890	32.157	33.787	38.946	259.6	59:24.057	1.Terrence WOODWARD LMP3							
22	2	1:44.465	32.149	33.872	38.444	257.1	1:01:08.522	2.Vlacheslav GUTAK							
26 Bretton Racing Ligier JS P320 - Nissan								1.Jamie FALVEY LMP3							
2.Teddy WILSON								1							
1	2	2:46.256	1:30.863	36.080	39.313		2:46.256	1	2	3:30.981	2:15.238	36.693	39.050		3:30.981
2	2	1:43.854	32.238	34.128	37.488	254.1	4:30.110	2	2	1:44.095	32.747	33.463	37.885	254.1	5:15.076
3	2	1:42.276	31.395	33.422	37.459	256.5	6:12.386	3	2	1:45.088	33.515	33.469	38.104	257.8	7:00.164
4	2	2:28.289 B	31.799	36.318	1:20.172	258.4	8:40.675	4	2	3:07.883 B	45.774	1:03.303	1:18.806	257.1	10:08.047
5	2	19:45.250	...	36.341	39.347		28:25.925	5	2	18:15.688	...	35.419	39.253		28:23.735
6	2	1:45.443	32.276	34.543	38.624	254.7	30:11.368	6	2	1:45.380	32.711	34.199	38.470	258.4	30:09.115
7	2	1:44.456	32.511	33.688	38.257	257.1	31:55.824	7	2	1:44.006	33.210	33.007	37.789	257.1	31:53.121
8	2	1:43.648	32.822	33.351	37.475	255.3	33:39.472	8	2	1:42.263	32.000	32.860	37.403	258.4	33:35.384
9	2	1:41.745	31.400	33.363	36.982	258.4	35:21.217	9	2	1:41.808	31.339	32.943	37.526	259.6	35:17.192
10	2	1:41.195	31.208	33.195	36.792	259.0	37:02.412	10	2	1:50.220 B	31.342	34.845	44.033	262.1	37:07.412
11	2	1:41.035	31.131	33.043	36.861	259.6	38:43.447	11	2	3:16.224	2:03.971	34.454	37.799		40:23.636
12	2	1:47.646	32.720	34.571	40.355	261.5	40:31.093	12	2	1:42.836	31.627	33.965	37.244	259.0	42:06.472
13	2	1:42.486	31.470	33.861	37.155	260.2	42:13.579	13	2	1:41.537	31.306	33.058	37.173	259.6	43:48.009
14	2	1:40.824	31.128	33.021	36.675	259.0	43:54.403	14	2	1:41.446	31.324	32.928	37.194	260.9	45:29.455
15	2	1:47.915 B	31.025	33.110	43.780	260.2	45:42.318	15	2	1:47.916 B	31.225	32.801	43.890	261.5	47:17.371
								16	1	4:34.804	3:21.821	34.845	38.138		51:52.175
								17	1	1:44.665	33.149	34.039	37.477	266.0	53:36.840
								18	1	1:43.258	32.268	33.404	37.586	262.8	55:20.098
								19	1	1:43.143	31.701	33.433	38.009	262.1	57:03.241
								20	1	1:43.450	32.078	33.909	37.463	259.0	58:46.691
								21	1	1:44.502	31.849	34.166	38.487	262.1	1:00:31.193

LE MANS CUP



Michelin Le Mans Cup Portimao Round Free Practice 2

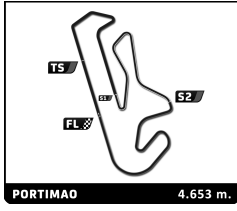
Sector Analysis

Lap under Red Flag Invalidated Lap Personal Best Session Best B Crossing the pit lane

Lap	D	Time	Sector 1	Sector 2	Sector 3	T. Spd	Elapsed	Lap	D	Time	Sector 1	Sector 2	Sector 3	T. Spd	Elapsed
29 MV2S Racing Ligier JS P320 - Nissan 1.Jacek ZIELONKA LMP3 2.Maximus MAYER								5 1 20:01.621 ... 36.120 41.409 28:28.778							
1	1	2:22.857	1:05.994	36.867	39.996		2:22.857	6	1	1:51.735 B	33.690	32.944	45.101	270.0	30:20.513
2	1	1:48.848	33.312	35.678	39.858	255.3	4:11.705	7	2	4:42.001	3:23.261	36.130	42.610		35:02.514
3	1	1:45.127	31.909	34.278	38.940	256.5	5:56.832	8	2	1:40.644	31.080	32.555	37.009	265.4	36:43.158
4	1	2:14.346 B	31.854	33.313	1:09.179	257.8	8:11.178	9	2	1:42.277	30.993	32.434	38.850	269.3	38:25.435
5	1	19:51.478 B	...	35.498	45.529		28:02.656	10	2	1:40.996	31.473	32.527	36.996	269.3	40:06.431
6	2	3:53.418	2:42.150	33.886	37.382		31:56.074	11	2	1:40.352	31.076	32.385	36.891	268.7	41:46.783
7	2	1:41.516	31.773	32.939	36.804	262.1	33:37.590	12	2	1:40.599	30.786	32.323	37.490	268.0	43:27.382
8	2	1:40.560	31.272	32.594	36.694	259.6	35:18.150	13	2	1:40.141	31.013	32.304	36.824	268.0	45:07.523
9	2	1:41.015	31.061	33.173	36.781	262.1	36:59.165	14	2	1:40.089	30.769	32.300	37.020	269.3	46:47.612
10	2	1:41.175	31.176	33.074	36.925	263.4	38:40.340	15	2	1:47.638 B	30.819	32.383	44.436	268.7	48:35.250
11	2	1:47.132 B	31.234	33.443	42.455	262.1	40:27.472	16	2	6:05.579 B	4:32.027	41.437	52.115		54:40.829
12	2	9:44.195	8:34.063	33.131	37.001		50:11.667	43 Inter Europol Competition Ligier JS P320 - Nissan 1.Timothy CRESWICK LMP3 2.Sebastian GRAVLUND							
13	2	1:40.968	31.065	32.724	37.179	260.2	51:52.635	1	2	2:15.318	56.272	37.731	41.315		2:15.318
14	2	1:41.096	31.980	32.434	36.682	264.1	53:33.731	2	2	1:50.397	34.786	36.334	39.277	225.5	4:05.715
15	2	1:40.555	31.124	32.496	36.935	261.5	55:14.286	3	2	1:58.503	32.647	40.160	45.696	235.3	6:04.218
16	2	1:40.838	31.478	32.467	36.893	257.8	56:55.124	4	2	2:33.830 B	36.951	37.837	1:19.042	224.1	8:38.048
17	2	1:40.333	31.169	32.444	36.720	259.0	58:35.457	5	2	19:36.119	...	35.775	39.234		28:14.167
18	2	1:40.523	31.032	32.652	36.839	261.5	1:00:15.980	6	2	1:43.386	32.492	33.103	37.791	255.3	29:57.553
34 Inter Europol Competition Ligier JS P320 - Nissan 1.Alexander BUKHANTSOV LMP3 2.Rik KOEN								7	2	1:41.446	31.307	32.888	37.251	258.4	31:38.999
1	2	2:52.108	1:35.544	36.515	40.049		2:52.108	8	2	1:41.317	31.099	32.632	37.586	259.0	33:20.316
2	2	1:46.306	33.780	34.594	37.932	248.3	4:38.414	9	2	1:40.137	30.855	32.531	36.751	262.8	35:00.453
3	2	1:49.557	31.876	37.618	40.063	254.1	6:27.971	10	2	1:40.794	31.151	32.795	36.848	261.5	36:41.247
4	2	2:45.226 B	34.265	51.381	1:19.580	240.5	9:13.197	11	2	1:41.291	30.943	32.547	37.801	264.1	38:22.538
5	2	19:53.266	...	35.116	37.708		29:06.463	12	2	1:39.974	30.811	32.339	36.824	263.4	40:02.512
6	2	1:41.992	31.227	33.220	37.545	260.9	30:48.455	13	2	1:40.517	30.830	32.129	37.558	263.4	41:43.029
7	2	1:41.116	31.105	32.738	37.273	261.5	32:29.571	14	2	1:41.794	32.336	32.686	36.772	264.7	43:24.823
8	2	1:40.385	31.035	32.571	36.779	262.1	34:09.956	15	2	1:40.075	30.792	32.418	36.865	263.4	45:04.898
9	2	1:41.772	30.922	32.975	37.875	265.4	35:51.728	16	2	1:40.229	30.715	32.379	37.135	262.8	46:45.127
10	2	1:45.145	32.995	34.625	37.525	266.0	37:36.873	17	2	1:48.473 B	31.854	32.836	43.783	262.8	48:33.600
11	2	1:40.811	30.646	32.767	37.398	266.7	39:17.684	18	1	3:46.149	2:33.144	34.965	38.040		52:19.749
12	2	1:39.328	30.499	32.166	36.663	265.4	40:57.012	19	1	1:43.380	31.957	33.686	37.737	261.5	54:03.129
13	2	1:39.541	30.568	32.323	36.650	265.4	42:36.553	20	1	1:43.905	31.915	34.108	37.882	262.8	55:47.034
14	2	1:50.852 B	32.020	33.380	45.452	265.4	44:27.405	21	1	1:42.217	31.326	33.354	37.537	262.8	57:29.251
15	1	4:30.909	3:19.284	34.068	37.557		48:58.314	22	1	1:42.476	31.334	33.368	37.774	264.7	59:11.727
16	1	1:42.386	31.574	33.357	37.455	262.8	50:40.700	23	1	1:43.339	32.142	33.355	37.842	265.4	1:00:55.066
17	1	1:42.814	31.261	33.385	38.168	267.3	52:23.514	44 Team Virage Ligier JS P320 - Nissan 1.Georgios KOLOVOS LMP3 2.Mihnea STEFAN							
18	1	1:42.745	31.339	33.476	37.930	264.7	54:06.259	1	1	1:54.339	40.725	35.281	38.333		1:54.339
19	1	1:45.597	32.003	33.868	39.726	261.5	55:51.856	2	1	1:43.931	31.993	33.558	38.380	257.1	3:38.270
20	1	1:41.790	31.432	33.278	37.080	264.1	57:33.646	3	1	1:42.232	31.749	33.358	37.125	260.2	5:20.502
21	1	1:41.583	31.029	32.962	37.592	266.7	59:15.229	4	1	1:43.073	31.601	34.215	37.257	263.4	7:03.575
22	1	1:41.184	31.101	33.244	36.839	267.3	1:00:56.413	5	1	3:11.442 B	50.639	1:03.115	1:17.688	263.4	10:15.017
42 Stellar Motorsport Duqueine M30 - D08 - Nissan 1.Andrew BENTLEY LMP3 2.Sennan FIELDING								6	1	18:43.097	...	35.084	37.812		28:58.114
1	1	2:36.864	1:20.026	36.329	40.509		2:36.864	7	1	1:42.280	31.763	33.242	37.275	259.6	30:40.394
2	1	1:44.793	32.374	34.101	38.318	258.4	4:21.657	8	1	1:41.563	31.549	33.040	36.974	262.1	32:21.957
3	1	1:42.073	31.210	32.846	38.017	264.7	6:03.730	9	1	1:42.168	31.705	33.126	37.337	262.1	34:04.125
4	1	2:23.427 B	33.051	35.106	1:15.270	251.2	8:27.157	10	1	1:54.255 B	33.141	34.879	46.235	266.7	35:58.380
								11	2	4:30.124	3:18.188	33.933	38.003		40:28.504
								12	2	1:42.687	32.200	33.061	37.426	262.8	42:11.191



LE MANS CUP

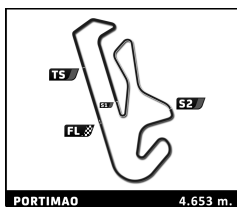


Michelin Le Mans Cup Portimao Round Free Practice 2

Sector Analysis

Lap under Red Flag											Invalidated Lap	Personal Best	Session Best	B Crossing the pit lane	
Lap	D	Time	Sector 1	Sector 2	Sector 3	T. Spd	Elapsed	Lap	D	Time	Sector 1	Sector 2	Sector 3	T. Spd	Elapsed
50		Reiter Engineering		Ligier JS P320 - Nissan											
		1.Horst FELBERMAYR		LMP3											
		2.Miklas BORN													
1	1	2:07.495	50.081	37.217	40.197		2:07.495								
2	1	1:45.040	33.007	33.834	38.199	251.7	3:52.535								
3	1	1:46.650	32.660	36.240	37.750	257.1	5:39.185								
4	1	2:06.898 B	32.322	33.733	1:00.843	260.9	7:46.083								
5	1	20:03.187	...	34.980	38.578		27:49.270								
6	1	1:43.999	32.926	33.452	37.621	247.1	29:33.269								
7	1	1:42.373	31.834	33.170	37.369	260.9	31:15.642								
8	1	1:42.174	31.409	33.321	37.444	261.5	32:57.816								
9	1	1:41.911	31.301	33.186	37.424	265.4	34:39.727								
10	1	1:41.354	31.315	32.835	37.204	262.8	36:21.081								
11	1	1:41.195	31.325	32.563	37.307	260.2	38:02.276								
12	1	1:50.700 B	30.903	32.723	47.074	262.1	39:52.976								
13	2	3:27.379	2:17.359	32.724	37.296		43:20.355								
14	2	1:41.126	31.430	32.704	36.992	260.9	45:01.481								
15	2	1:40.142	30.999	32.276	36.867	262.8	46:41.623								
16	2	1:40.376	31.191	32.431	36.754	262.8	48:21.999								
17	2	1:42.704	31.299	33.238	38.167	265.4	50:04.703								
18	2	1:44.685	33.371	33.629	37.685	262.1	51:49.388								
19	2	1:40.285	31.213	32.356	36.716	262.8	53:29.673								
20	2	1:41.760	31.501	32.931	37.328	265.4	55:11.433								
21	2	1:42.622	30.971	34.223	37.428	262.8	56:54.055								
22	2	1:39.886	30.970	32.354	36.562	263.4	58:33.941								
23	2	1:39.472	30.781	32.287	36.404	264.7	1:00:13.413								
51		AF Corse		Ferrari 296 GT3											
		1.Matthew KURZEJEWSKI		GT3											
		2.Alessandro BALZAN													
1	2	2:15.935	59.942	36.699	39.294		2:15.935								
2	2	1:44.203	32.501	33.742	37.960	254.1	4:00.138								
3	2	1:43.336	32.018	33.159	38.159	255.3	5:43.474								
4	2	2:10.141 B	32.674	33.479	1:03.988	254.7	7:53.615								
5	2	21:11.249	...	34.510	40.187		29:04.864								
6	2	1:43.608	32.077	33.485	38.046	254.1	30:48.472								
7	2	1:43.830	32.446	33.278	38.106	255.9	32:32.302								
8	2	1:49.301 B	31.882	33.139	44.280	255.9	34:21.603								
9	1	4:32.078	3:18.596	34.404	39.078		38:53.681								
10	1	1:46.816	34.220	33.969	38.627	254.7	40:40.497								
11	1	1:44.426	32.178	33.703	38.545	254.7	42:24.923								
12	1	1:44.807	32.414	33.711	38.682	255.9	44:09.730								
13	1	1:47.995	34.815	34.260	38.920	254.7	45:57.725								
14	1	1:45.037	32.431	33.917	38.689	255.3	47:42.762								
15	1	1:45.088	32.387	33.829	38.872	255.3	49:27.850								
16	1	1:51.118 B	32.553	33.977	44.588	255.9	51:18.968								
52		GG Classics		Ligier JS P320 - Nissan											
		1.George NAKAS		LMP3											
		2.Fraser ROSS													
1	2	2:07.931	50.600	37.467	39.864		2:07.931								
2	2	1:45.514	33.157	34.347	38.010	251.7	3:53.445								
3	2	1:43.953	32.124	34.433	37.396	259.6	5:37.398								
4	2	2:02.185 B	33.029	33.542	55.614	258.4	7:39.583								
5	2	20:06.997	...	34.942	38.033		27:46.580								
6	2	1:42.131	31.412	33.333	37.386	258.4	29:28.711								
7	2	1:41.280	31.084	32.978	37.218	260.9	31:09.991								
8	2	1:46.523	34.972	34.078	37.473	260.9	32:56.514								
9	2	1:40.867	31.179	32.855	36.833	262.1	34:37.381								
10	2	1:48.842 B	31.225	33.368	44.249	262.8	36:26.223								
11	1	4:01.236	2:44.072	36.565	40.599		40:27.459								
12	1	1:50.149	33.735	36.568	39.846	259.0	42:17.608								
13	1	1:47.200	33.296	34.766	39.138	257.8	44:04.808								
14	1	1:46.612	33.202	34.676	38.734	259.0	45:51.420								
15	1	1:45.021	32.091	34.254	38.676	261.5	47:36.441								
16	1	1:50.277	36.336	34.993	38.948	261.5	49:26.718								
17	1	1:57.450 B	33.377	35.584	48.489	262.1	51:24.168								
18	2	4:55.457 B	3:18.379	44.614	52.464		56:19.625								
53		Team Virage		Ligier JS P320 - Nissan											
		1.Oscar BITTAR		LMP3											
		2.Ricardo GRACIA FILHO													
1	2	3:33.346	2:17.700	35.914	39.732		3:33.346								
2	2	1:44.639	32.941	34.531	37.167	259.0	5:17.985								
3	2	1:44.663	32.378	34.590	37.695	262.1	7:02.648								
4	2	3:10.697 B	50.772	1:02.642	1:17.283	259.6	10:13.345								
5	1	19:10.496	...	34.847	39.428		29:23.841								
6	1	1:43.242	31.827	33.972	37.443	259.0	31:07.083								
7	1	1:41.373	31.062	33.115	37.196	262.8	32:48.456								
8	1	1:41.157	30.900	32.802	37.455	262.8	34:29.613								
9	1	1:41.963	31.540	33.008	37.415	262.1	36:11.576								
10	1	1:41.156	31.020	32.849	37.287	262.8	37:52.732								
11	1	1:42.160	31.461	33.269	37.430	264.1	39:34.892								
12	1	1:47.705 B	31.094	33.081	43.530	264.7	41:22.597								
13	2	4:43.410 B	3:23.210	34.884	45.316		46:06.007								
14	2	6:58.400	5:44.798	35.596	38.006		53:04.407								
15	2	1:40.915	31.469	32.714	36.732	261.5	54:45.322								
16	2	1:39.336	30.718	32.241	36.377	265.4	56:24.658								
17	2	1:39.293	30.730	32.261	36.302	266.0	58:03.951								
18	2	1:59.310 B	33.202	36.465	49.643	268.0	1:00:03.261								
54		Bretton Racing		Ligier JS P320 - Nissan											
		1.Ben STONE		LMP3											
		2.Theodor JENSEN													
1	2	2:43.031	1:29.605	35.194	38.232		2:43.031								
2	2	1:43.320	32.870	33.105	37.345	260.9	4:26.351								
3	2	1:42.890	31.910	33.027	37.953	262.8	6:09.241								
4	2	2:25.447 B	31.914	34.586	1:18.947	263.4	8:34.688								

LE MANS CUP



Michelin Le Mans Cup Portimao Round Free Practice 2

Sector Analysis

PORTIMAO 4.653 m.

Lap under Red Flag Invalidated Lap Personal Best Session Best B Crossing the pit lane

Lap	D	Time	Sector 1	Sector 2	Sector 3	T. Spd	Elapsed	Lap	D	Time	Sector 1	Sector 2	Sector 3	T. Spd	Elapsed
5	2	19:36.522	...	35.957	38.426		28:11.210	7	2	1:41.209	31.317	32.801	37.091	260.9	31:24.349
6	2	1:41.470	31.093	32.577	37.800	260.9	29:52.680	8	2	1:40.726	30.895	32.555	37.276	265.4	33:05.075
7	2	1:40.657	30.739	32.793	37.125	263.4	31:33.337	9	2	1:41.759	31.780	32.911	37.068	268.7	34:46.834
8	2	1:44.694	32.454	32.975	39.265	265.4	33:18.031	10	2	1:40.158	30.821	32.455	36.882	267.3	36:26.992
9	2	1:40.147	30.880	32.460	36.807	262.8	34:58.178	11	2	1:41.727	30.890	32.578	38.259	267.3	38:08.719
10	2	1:39.980	30.734	32.535	36.711	265.4	36:38.158	12	2	1:46.394 B	30.911	32.396	43.087	265.4	39:55.113
11	2	1:43.361	31.310	32.690	39.361	266.0	38:21.519	13	1	4:33.336	3:20.812	34.043	38.481		44:28.449
12	2	1:39.772	30.726	32.392	36.654	264.7	40:01.291	14	1	1:42.376	31.384	33.111	37.881	264.1	46:10.825
13	2	1:40.079	30.722	32.475	36.882	264.7	41:41.370	15	1	1:41.442	31.132	32.820	37.490	264.7	47:52.267
14	2	1:48.478 B	30.959	32.661	44.858	264.7	43:29.848	16	1	1:41.184	31.125	32.787	37.272	266.7	49:33.451
15	1	3:44.999	2:29.989	35.249	39.761		47:14.847	17	1	1:53.612 B	31.783	32.946	48.883	269.3	51:27.063
16	1	1:45.968	32.839	33.799	39.330	262.8	49:00.815	18	1	4:09.744	2:49.515	38.112	42.117		55:36.807
17	1	1:43.177	32.138	33.275	37.764	260.2	50:43.992	19	1	1:57.822 B	33.656	34.901	49.265	259.6	57:34.629
18	1	1:44.609	32.078	34.470	38.061	264.7	52:28.601								
19	1	1:47.040	32.290	33.903	39.847	264.7	54:15.641								
20	1	1:45.334	32.005	34.324	39.005	266.0	56:00.975								
21	1	1:43.298	31.943	33.640	37.715	265.4	57:44.273								
22	1	1:42.699	31.842	33.387	37.470	267.3	59:26.972								
23	1	1:42.041	31.609	33.098	37.334	266.0	1:01:09.013								

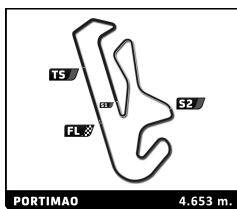
66		Rinaldi Racing		Ligier JS P320 - Nissan		LMP3	
		1. Steve PARROW					
		2. Wyatt BRICHACEK					
1	1	3:24.208	2:06.582	37.083	40.543		3:24.208
2	1	1:49.699	34.518	34.766	40.415	249.4	5:13.907
3	1	1:57.722	35.087	40.940	41.695	255.9	7:11.629
4	1	3:31.771 B	1:09.267	1:04.290	1:18.214	79.8	10:43.400
5	1	17:48.111	...	37.114	40.091		28:31.511
6	1	1:48.685	33.423	34.878	40.384	255.3	30:20.196
7	1	1:46.230	33.889	33.999	38.342	248.3	32:06.426
8	1	1:44.427	32.249	33.941	38.237	259.0	33:50.853
9	1	1:44.955	32.390	33.719	37.846	262.1	35:35.808
10	1	1:42.806	31.663	33.467	37.676	262.1	37:18.614
11	1	1:45.544	33.362	34.012	38.170	246.0	39:04.158
12	1	1:42.918	32.060	33.340	37.518	262.8	40:47.076
13	1	1:57.381 B	33.926	34.325	49.130	264.1	42:44.457
14	2	4:17.229	3:06.524	32.897	37.808		47:01.686
15	2	1:42.022	31.700	32.441	37.881	267.3	48:43.708
16	2	1:39.947	30.720	32.105	37.122	266.7	50:23.655
17	2	1:39.344	30.713	32.265	36.366	266.0	52:02.999
18	2	1:45.917	30.903	37.226	37.788	269.3	53:48.916
19	2	1:43.667	33.001	32.999	37.667	269.3	55:32.583
20	2	1:41.042	31.746	32.368	36.928	268.7	57:13.625
21	2	1:39.227	30.863	31.989	36.375	270.0	58:52.852
22	2	1:54.398 B	30.509	34.729	49.160	268.0	1:00:47.250

67		Haegeli by T2 Racing		Duqueine M30 - D08 - Nissan		LMP3	
		1. Pieder DECURTINS					
		2. Samir BEN					
1	2	2:23.610	1:06.173	37.793	39.644		2:23.610
2	2	1:50.335	32.827	35.597	41.911	259.6	4:13.945
3	2	1:44.802	31.686	34.718	38.398	260.2	5:58.747
4	2	2:14.450 B	31.757	32.858	1:09.835	264.1	8:13.197
5	2	19:41.528	...	35.294	38.541		27:54.725
6	2	1:48.415	32.552	33.886	41.977	261.5	29:43.140

71		Rinaldi Racing		Ligier JS P320 - Nissan		LMP3	
		1. Stefan AUST					
		2. Felipe FERNANDEZ-LASER					
1	1	2:32.202	1:11.445	39.107	41.650		2:32.202
2	1	1:46.221	33.459	34.573	38.189	250.6	4:18.423
3	1	1:42.787	31.438	33.071	38.278	257.1	6:01.210
4	1	2:14.350 B	32.566	33.164	1:08.620	259.0	8:15.560
5	1	19:45.134	...	37.302	40.734		28:00.694
6	1	1:44.665	32.031	33.626	38.008	257.8	29:45.359
7	1	1:41.720	31.319	33.193	37.208	261.5	31:27.079
8	1	1:57.665	31.411	49.039	37.215	261.5	33:24.744
9	1	1:41.786	31.404	33.239	37.143	262.8	35:06.530
10	1	1:42.050	31.385	33.519	37.146	262.8	36:48.580
11	1	1:42.015	31.410	33.283	37.322	263.4	38:30.595
12	1	1:42.255	31.401	33.365	37.489	262.8	40:12.850
13	1	1:49.166 B	31.370	33.437	44.359	264.1	42:02.016
14	2	3:39.497	2:26.441	36.073	36.983		45:41.513
15	2	1:40.235	30.840	32.510	36.885	264.7	47:21.748
16	2	1:42.947	31.961	33.078	37.908	263.4	49:04.695
17	2	1:40.153	30.901	32.570	36.682	265.4	50:44.848
18	2	1:41.065	31.286	32.934	36.845	267.3	52:25.913
19	2	1:41.556	31.934	32.909	36.713	268.0	54:07.469
20	2	1:43.084	32.068	33.007	38.009	268.0	55:50.553
21	2	1:40.007	31.010	32.291	36.706	260.2	57:30.560
22	2	1:44.194	30.819	32.710	40.665	266.7	59:14.754
23	2	1:40.575	30.729	33.232	36.614	265.4	1:00:55.329

73		Proton Huber Competition		Porsche 911 GT3 R (992)		GT3	
		1. Jörg DREISOW					
		2. Manuel LAUCK					
1	1	2:52.112	1:26.596	40.287	45.229		2:52.112
2	1	1:53.117	36.392	36.216	40.509	233.3	4:45.229
3	1	2:04.901	33.592	34.857	56.452	252.9	6:50.130
4	1	3:10.127 B	47.793	1:03.987	1:18.347	220.9	10:00.257
5	1	18:27.971	...	38.826	42.820		28:28.228
6	1	1:51.717	34.462	35.798	41.457	251.2	30:19.945
7	1	1:53.793	35.141	37.987	40.665	248.3	32:13.738
8	1	1:49.470	33.311	35.286	40.873	252.9	34:03.208
9	1	1:47.641	32.893	34.704	40.044	254.1	35:50.849
10	1	1:49.909	34.161	35.769	39.979	231.3	37:40.758
11	1	1:47.887	33.044	35.105	39.738	254.1	39:28.645

LE MANS CUP



Michelin Le Mans Cup Portimao Round Free Practice 2

Sector Analysis

PORTIMAO 4.653 m.

Lap under Red Flag Invalidated Lap Personal Best Session Best Crossing the pit lane

Lap	D	Time	Sector 1	Sector 2	Sector 3	T. Spd	Elapsed	Lap	D	Time	Sector 1	Sector 2	Sector 3	T. Spd	Elapsed
12	1	1:58.538 B	33.065	35.174	50.299	252.9	41:27.183	1	2	3:15.263 B	1:41.576	40.707	52.980		3:15.263
13	1	3:20.706	1:52.689	42.819	45.198		44:47.889	2	2	5:16.073 B	3:21.206	36.804	1:18.063		8:31.336
14	1	1:54.775	35.535	36.283	42.957	247.1	46:42.664	3	2	19:42.413	...	36.336	41.186		28:13.749
15	1	1:50.821	34.777	36.120	39.924	242.7	48:33.485	4	2	1:46.339	32.819	34.315	39.205	253.5	30:00.088
16	1	1:51.044	33.585	35.622	41.837	254.1	50:24.529	5	2	1:45.486	33.108	33.903	38.475	249.4	31:45.574
17	1	1:48.297	33.546	35.077	39.674	254.7	52:12.826	6	2	1:44.381	32.169	33.526	38.686	256.5	33:29.955
18	1	1:47.405	32.957	34.510	39.938	255.3	54:00.231	7	2	1:44.276	32.152	33.329	38.795	256.5	35:14.231
19	1	2:00.288 B	33.908	36.494	49.886	255.3	56:00.519	8	2	1:43.744	32.124	33.470	38.150	257.1	36:57.975
20	2	4:38.506 B	3:17.796	34.121	46.589		1:00:39.025	9	2	1:43.776	31.820	33.346	38.610	258.4	38:41.751
								10	2	1:43.976	31.913	33.523	38.540	258.4	40:25.727
								11	2	1:49.701 B	31.871	33.439	44.391	257.8	42:15.428
								12	1	3:58.909	2:31.881	42.856	44.172		46:14.337
								13	1	1:53.300	35.864	37.411	40.025	250.6	48:07.637
								14	1	1:46.732	32.999	34.495	39.238	255.9	49:54.369
								15	1	1:45.232	32.553	33.774	38.905	257.1	51:39.601
								16	1	1:44.278	32.438	33.554	38.286	257.8	53:23.879
								17	1	1:45.294	31.993	33.434	39.867	260.2	55:09.173
								18	1	1:48.379	32.640	34.530	41.209	251.7	56:57.552
								19	1	1:52.541 B	32.151	33.998	47.392	257.8	58:51.093

Lap	D	Time	Sector 1	Sector 2	Sector 3	T. Spd	Elapsed
74							
74 Kessel Racing 1. Andrew GILBERT 2. Fran RUEDA MATEOS Ferrari 296 GT3 GT3							
1	1	5:00.077	3:36.619	40.062	43.396		5:00.077
2	1	1:52.043	33.960	36.505	41.578	250.0	6:52.120
3	1	3:12.106 B	46.935	1:04.435	1:20.736	251.7	10:04.226
4	1	18:26.325	...	39.971	41.172		28:30.551
5	1	1:49.680	33.165	35.527	40.988	252.9	30:20.231
6	1	1:51.901	35.341	36.582	39.978	229.3	32:12.132
7	1	1:46.155	32.635	34.137	39.383	254.7	33:58.287
8	1	1:45.633	32.259	34.265	39.109	255.9	35:43.920
9	1	1:50.534	33.122	35.095	42.317	257.8	37:34.454
10	1	1:45.898	32.470	34.182	39.246	256.5	39:20.352
11	1	1:57.593 B	34.287	35.218	48.088	226.9	41:17.945
12	2	4:30.354	3:17.911	34.006	38.437		45:48.299
13	2	1:43.506	31.905	33.402	38.199	257.1	47:31.805
14	2	1:43.342	31.843	33.362	38.137	259.0	49:15.147
15	2	1:43.088	31.712	33.224	38.152	259.0	50:58.235
16	2	1:43.177	31.627	33.120	38.430	259.0	52:41.412
17	2	1:46.756	32.000	34.058	40.698	254.7	54:28.168
18	2	1:44.045	31.830	33.597	38.618	259.6	56:12.213
19	2	1:43.466	31.883	33.421	38.162	257.8	57:55.679
20	2	1:43.008	31.688	33.157	38.163	260.2	59:38.687
21	2	1:43.595	31.728	33.501	38.366	260.2	1:01:22.282

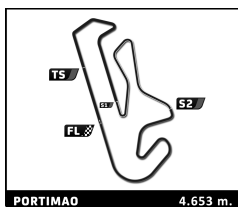
Lap	D	Time	Sector 1	Sector 2	Sector 3	T. Spd	Elapsed
77							
77 Team Thor 1. Audunn GUDMUNDSSON 2. Colin NOBLE Ligier JS P320 - Nissan LMP3							
1	2	2:47.908	1:31.905	36.209	39.794		2:47.908
2	2	1:46.223	33.385	34.256	38.582	254.7	4:34.131
3	2	1:53.611 B	32.248	34.715	46.648	259.0	6:27.742
4	1	21:47.166	...	36.173	38.474		28:14.908
5	1	1:45.301	32.334	34.319	38.648	255.3	30:00.209
6	1	1:43.567	31.720	33.476	38.371	257.1	31:43.776
7	1	1:55.452 B	31.906	35.216	48.330	258.4	33:39.228
8	1	7:57.286	6:45.880	33.575	37.831		41:36.514
9	1	1:43.176	31.918	33.623	37.635	257.8	43:19.690
10	1	1:45.250	33.637	33.733	37.880	259.6	45:04.940
11	1	1:47.595	35.555	34.084	37.956	242.7	46:52.535
12	1	1:46.383	34.571	34.024	37.788	260.9	48:38.918
13	1	1:51.168 B	32.402	33.565	45.201	261.5	50:30.086
14	1	4:40.921 B	3:23.031	33.654	44.236		55:11.007

Lap	D	Time	Sector 1	Sector 2	Sector 3	T. Spd	Elapsed
83							
83 Iron Dames 1. Celia MARTIN 2. Karen GAILLARD Lamborghini Huracan GT3 EVO2 GT3							

Lap	D	Time	Sector 1	Sector 2	Sector 3	T. Spd	Elapsed
84							
84 ANS Motorsport 1. Julien LEMOINE 2. Paul TROJANI Ligier JS P320 - Nissan LMP3							
1	1	2:18.397	1:01.529	36.431	40.437		2:18.397
2	1	1:44.889	32.464	34.130	38.295	255.3	4:03.286
3	1	1:42.987	31.885	33.489	37.613	261.5	5:46.273
4	1	2:09.389 B	31.854	33.920	1:03.615	260.2	7:55.662
5	1	19:58.740	...	34.748	39.411		27:54.402
6	1	1:43.916	32.576	33.921	37.419	259.6	29:38.318
7	1	1:42.235	31.870	33.163	37.202	262.8	31:20.553
8	1	1:41.962	31.586	33.130	37.246	261.5	33:02.515
9	1	1:41.444	31.338	33.029	37.077	262.8	34:43.959
10	1	1:41.461	31.545	32.846	37.070	264.7	36:25.420
11	1	1:48.509 B	31.504	33.129	43.876	264.7	38:13.929
12	2	4:18.056	3:06.098	34.433	37.525		42:31.985
13	2	1:43.461	32.034	32.480	38.947	263.4	44:15.446
14	2	1:43.170	31.180	34.224	37.766	263.4	45:58.616
15	2	1:41.471	31.540	32.548	37.383	264.1	47:40.087
16	2	1:40.778	31.020	32.662	37.096	263.4	49:20.865
17	2	1:49.741	31.100	39.539	39.102	266.7	51:10.606
18	2	1:41.400	31.071	32.773	37.556	260.2	52:52.006
19	2	1:54.360	31.538	39.544	43.278	267.3	54:46.366
20	2	1:49.451 B	31.561	32.885	45.005	264.1	56:35.817
21	2	3:25.675	2:05.704	36.770	43.201		1:00:01.492

Lap	D	Time	Sector 1	Sector 2	Sector 3	T. Spd	Elapsed
85							
85 R-ace GP 1. Fabien MICHAL 2. Hadrien DAVID Duqueine M30 - D08 - Nissan LMP3							
1	2	1:52.088	39.526	34.481	38.081		1:52.088
2	2	1:42.806	31.898	32.869	38.039	259.0	3:34.894
3	2	1:41.246	31.355	32.373	37.518	262.1	5:16.140
4	2	1:55.011 B	33.327	34.608	47.076	264.7	7:11.151
5	2	22:04.360	...	33.880	37.484		29:15.511
6	2	1:40.154	31.061	32.341	36.752	260.9	30:55.665
7	2	1:39.682	30.887	32.187	36.608	264.7	32:35.347

LE MANS CUP

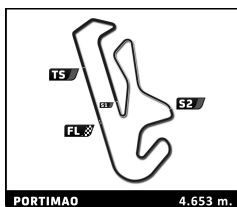


Michelin Le Mans Cup Portimao Round Free Practice 2

Sector Analysis

Lap under Red Flag Invalidated Lap Personal Best Session Best Crossing the pit lane															
Lap	D	Time	Sector 1	Sector 2	Sector 3	T. Spd	Elapsed	Lap	D	Time	Sector 1	Sector 2	Sector 3	T. Spd	Elapsed
8	2	1:39.610	30.695	32.143	36.772	266.0	34:14.957	12	1	6:27.208	5:10.450	37.154	39.604		46:01.680
9	2	1:39.515	30.712	31.956	36.847	266.7	35:54.472	13	1	1:45.698	32.524	34.285	38.889	257.1	47:47.378
10	2	1:39.900	30.943	32.326	36.631	268.7	37:34.372	14	1	1:45.599	32.399	34.085	39.115	255.3	49:32.977
11	2	1:40.250	30.755	32.443	37.052	266.0	39:14.622	15	1	1:48.146	32.952	34.440	40.754	257.1	51:21.123
12	2	1:39.817	30.791	32.086	36.940	267.3	40:54.439	16	1	1:46.115	32.523	34.260	39.332	255.9	53:07.238
13	2	1:39.865	30.704	32.361	36.800	266.7	42:34.304	17	1	1:46.492	32.626	34.534	39.332	256.5	54:53.730
14	2	1:39.622	30.686	32.201	36.735	267.3	44:13.926	18	1	1:48.508	32.846	35.088	40.574	255.9	56:42.238
15	2	1:41.673	31.375	33.413	36.885	268.0	45:55.599	19	1	1:45.318	32.309	34.074	38.935	255.9	58:27.556
16	2	1:41.436	30.963	33.121	37.352	268.0	47:37.035	20	1	1:45.570	32.713	34.086	38.771	257.8	1:00:13.126
17	2	1:43.173	33.439	32.894	36.840	268.7	49:20.208	90 Blackthorn <small>Aston Martin Vantage GT3 EVO</small>							
18	2	1:39.883	30.889	32.372	36.622	270.0	51:00.091	1. James SWIFT <small>GT3</small>							
19	2	1:41.391	30.644	32.629	38.118	268.7	52:41.482	2. Ross KAISER							
20	2	1:49.668 B	30.797	33.006	45.865	264.7	54:31.150	1	1	2:36.945	1:18.082	37.194	41.669		2:36.945
21	2	5:13.177	4:00.467	35.192	37.518		59:44.327	2	1	1:49.826	34.019	34.554	41.253	244.3	4:26.771
22	2	1:39.775	30.982	32.286	36.507	265.4	1:01:24.102	3	1	1:48.889	32.517	34.018	42.354	254.7	6:15.660
87 COOL Racing <small>Ligier JS P320 - Nissan LMP3</small>															
1. James SWEETNAM															
2. Adrien CLOSMENIL															
1	1	3:14.084	2:00.261	35.348	38.475		3:14.084	4	1	3:01.319 B	41.485	1:03.305	1:16.529	259.0	9:44.928
2	1	1:43.825	32.481	33.582	37.762	235.3	4:57.909	5	1	18:52.982	...	34.498	37.700		28:37.910
3	1	1:45.700	32.494	34.317	38.889	262.8	6:43.609	6	1	1:46.796	33.338	34.101	39.357	260.9	30:24.706
4	1	3:01.319 B	41.485	1:03.305	1:16.529	259.0	9:44.928	7	1	1:43.888	31.636	35.028	37.224	261.5	32:08.594
5	1	18:52.982	...	34.498	37.700		28:37.910	8	1	1:42.425	31.263	33.372	37.790	262.1	33:51.019
6	1	1:46.796	33.338	34.101	39.357	260.9	30:24.706	9	1	1:46.575	34.565	34.856	37.154	263.4	35:37.594
7	1	1:43.888	31.636	35.028	37.224	261.5	32:08.594	10	1	1:41.309	31.192	33.058	37.059	264.7	37:18.903
8	1	1:42.425	31.263	33.372	37.790	262.1	33:51.019	11	1	1:48.707 B	31.525	33.104	44.078	267.3	39:07.610
9	1	1:46.575	34.565	34.856	37.154	263.4	35:37.594	12	2	4:25.528	3:16.146	32.787	36.595		43:33.138
10	1	1:41.309	31.192	33.058	37.059	264.7	37:18.903	13	2	1:39.829	30.774	32.575	36.480	265.4	45:12.967
11	1	1:48.707 B	31.525	33.104	44.078	267.3	39:07.610	14	2	1:46.191	30.645	32.664	42.882	266.0	46:59.158
12	2	4:25.528	3:16.146	32.787	36.595		43:33.138	15	2	1:40.869	31.964	32.379	36.526	266.0	48:40.027
13	2	1:39.829	30.774	32.575	36.480	265.4	45:12.967	16	2	1:41.720	30.781	32.531	38.408	268.0	50:21.747
14	2	1:46.191	30.645	32.664	42.882	266.0	46:59.158	17	2	1:40.083	30.915	32.459	36.709	267.3	52:01.830
15	2	1:40.869	31.964	32.379	36.526	266.0	48:40.027	18	2	1:42.247	30.971	33.388	37.888	270.0	53:44.077
16	2	1:41.720	30.781	32.531	38.408	268.0	50:21.747	19	2	1:40.728	31.215	32.467	37.046	266.0	55:24.805
17	2	1:40.083	30.915	32.459	36.709	267.3	52:01.830	20	2	1:39.401	30.733	32.290	36.378	267.3	57:04.206
18	2	1:42.247	30.971	33.388	37.888	270.0	53:44.077	21	2	1:48.389 B	31.261	32.642	44.486	269.3	58:52.595
19	2	1:40.728	31.215	32.467	37.046	266.0	55:24.805	88 AF Corse <small>Ferrari 296 GT3 GT3</small>							
20	2	1:39.401	30.733	32.290	36.378	267.3	57:04.206	1. Custodio TOLEDO							
21	2	1:48.389 B	31.261	32.642	44.486	269.3	58:52.595	2. Riccardo AGOSTINI							
87 COOL Racing <small>Ligier JS P320 - Nissan LMP3</small>															
1. James SWEETNAM															
2. Adrien CLOSMENIL															
1	2	3:12.118	1:56.397	35.685	40.036		3:12.118	1	2	2:23.140	1:07.726	35.957	39.457		2:23.140
2	2	1:44.944	32.760	33.814	38.370	251.7	4:57.062	2	2	1:44.384	32.510	34.746	37.128	257.8	4:07.524
3	2	1:53.552	33.510	34.493	45.549	253.5	6:50.614	3	2	1:41.372	31.506	32.667	37.199	259.6	5:48.896
4	2	3:00.358 B	41.144	1:02.767	1:16.447	253.5	9:50.972	4	2	2:09.274 B	31.929	32.930	1:04.415	262.1	7:58.170
5	2	19:03.734	...	34.746	39.133		28:54.706	5	2	23:08.185	...	33.800	37.586		31:06.355
6	2	1:43.778	32.168	33.545	38.065	253.5	30:38.484	6	2	1:40.816	31.177	32.624	37.015	259.6	32:47.171
7	2	1:43.335	32.091	33.156	38.088	255.9	32:21.819	7	2	1:39.872	30.786	32.388	36.698	260.9	34:27.043
8	2	1:57.930	33.328	36.191	48.411	255.3	34:19.749	8	2	1:39.867	30.757	32.451	36.659	264.1	36:06.910
9	2	1:43.226	31.962	33.189	38.075	253.5	36:02.975	9	2	1:50.593 B	30.764	32.359	47.470	263.4	37:57.503
10	2	1:43.191	31.861	33.203	38.127	257.1	37:46.166	10	1	4:29.343	3:17.605	33.724	38.014		42:26.846
11	2	1:48.306 B	31.659	33.056	43.591	259.0	39:34.472	91 Blackthorn <small>Aston Martin Vantage GT3 EVO</small>							
1. Claude BOVET <small>GT3</small>															
2. David MCDONALD															
1	1	3:46.178 B	2:12.251	40.360	53.567		3:46.178	1	1	2:57.057	1:40.126	36.154	40.777		6:43.235
2	1	2:57.057	1:40.126	36.154	40.777		6:43.235	3	1	3:04.943 B	42.992	1:03.885	1:18.066	251.2	9:48.178
3	1	3:04.943 B	42.992	1:03.885	1:18.066	251.2	9:48.178	97 COOL Racing <small>Ligier JS P320 - Nissan LMP3</small>							
1. Adrien CHILA															
2. David DROUX															
1	2	2:23.140	1:07.726	35.957	39.457		2:23.140	1	2	2:23.140	1:07.726	35.957	39.457		2:23.140
2	2	1:44.384	32.510	34.746	37.128	257.8	4:07.524	2	2	1:41.372	31.506	32.667	37.199	259.6	5:48.896
3	2	1:41.372	31.506	32.667	37.199	259.6	5:48.896	4	2	2:09.274 B	31.929	32.930	1:04.415	262.1	7:58.170
4	2	2:09.274 B	31.929	32.930	1:04.415	262.1	7:58.170	5	2	23:08.185	...	33.800	37.586		31:06.355
5	2	23:08.185	...	33.800	37.586		31:06.355	6	2	1:40.816	31.177	32.624	37.015	259.6	32:47.171
6	2	1:40.816	31.177	32.624	37.015	259.6	32:47.171	7	2	1:39.872	30.786	32.388	36.698	260.9	34:27.043
7	2	1:39.872	30.786	32.388	36.698	260.9	34:27.043	8	2	1:39.867	30.757	32.451	36.659	264.1	36:06.910
8	2	1:39.867	30.757	32.451	36.659	264.1	36:06.910	9	2	1:50.593 B	30.764	32.359	47.470	263.4	37:57.503
9	2	1:50.593 B	30.764	32.359	47.470	263.4	37:57.503	10	1	4:29.343	3:17.605	33.724	38.014		42:26.846
10	1	4:29.343	3:17.605	33.724	38.014		42:26.846								

LE MANS CUP



Michelin Le Mans Cup Portimao Round Free Practice 2

PORTIMAO 4.653 m. Sector Analysis

Lap under Red Flag Invalidated Lap ■ Personal Best ■ Session Best **B** Crossing the pit lane

Lap	D	Time	Sector 1	Sector 2	Sector 3	T. Spd	Elapsed	Lap	D	Time	Sector 1	Sector 2	Sector 3	T. Spd	Elapsed
11	1	1:43.081	31.343	33.172	38.566	264.1	44:09.927								
12	1	1:44.880	34.122	33.289	37.469	262.1	45:54.807								
13	1	1:42.004	31.408	33.210	37.386	264.1	47:36.811								
14	1	1:42.557	32.020	32.964	37.573	267.3	49:19.368								
15	1	1:43.463	31.953	33.982	37.528	265.4	51:02.831								
16	1	1:41.559	31.480	32.971	37.108	264.7	52:44.390								
17	1	1:41.445	31.121	32.839	37.485	266.7	54:25.835								
18	1	1:41.558	31.320	32.748	37.490	266.7	56:07.393								
19	1	1:41.172	31.076	32.880	37.216	266.0	57:48.565								
20	1	1:43.655	31.341	32.914	39.400	268.0	59:32.220								
21	1	1:41.112	31.244	32.825	37.043	265.4	1:01:13.332								

99	More Motorsport	Ligier JS P320 - Nissan
	1. Mark VAN DER SNEL	LMP3
	2. Max VAN DER SNEL JR.	

1	2	2:55.750	1:39.678	36.354	39.718		2:55.750								
2	2	1:45.745	32.389	33.923	39.433	258.4	4:41.495								
3	2	1:42.855	31.490	33.531	37.834	262.1	6:24.350								
4	2	2:38.121 B	31.708	49.505	1:16.908	262.1	9:02.471								
5	2	20:00.403	...	35.007	38.909		29:02.874								
6	2	1:43.692	31.707	33.527	38.458	259.0	30:46.566								
7	2	1:41.269	31.105	33.138	37.026	264.1	32:27.835								
8	2	1:41.344	31.119	32.977	37.248	264.1	34:09.179								
9	2	1:51.202 B	31.424	34.475	45.303	266.0	36:00.381								
10	1	3:43.736	2:30.901	34.257	38.578		39:44.117								
11	1	1:45.186	32.406	34.379	38.401	261.5	41:29.303								
12	1	1:44.683	32.407	34.210	38.066	258.4	43:13.986								
13	1	1:43.626	31.948	33.735	37.943	261.5	44:57.612								
14	1	1:43.901	31.653	33.709	38.539	262.1	46:41.513								
15	1	1:44.430	32.692	33.795	37.943	256.5	48:25.943								
16	1	1:43.330	31.750	33.749	37.831	262.8	50:09.273								
17	1	1:46.117	31.637	33.742	40.738	263.4	51:55.390								
18	1	1:53.407	32.241	36.586	44.580	263.4	53:48.797								
19	1	1:45.625	33.293	34.293	38.039	261.5	55:34.422								
20	1	1:43.489	32.134	33.610	37.745	264.7	57:17.911								
21	1	1:42.838	31.561	33.723	37.554	262.8	59:00.749								
22	1	1:42.353	31.564	33.546	37.243	263.4	1:00:43.102								