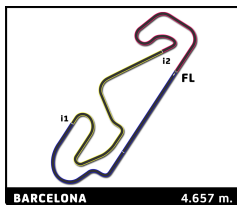




LE MANS CUP



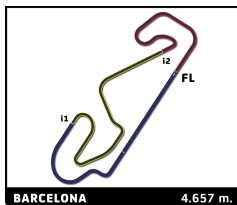
Michelin Le Mans Cup Barcelona Round Free Practice 2

Sector Analysis

										Lap under Red Flag	Invalidated Lap	Personal Best	Session Best	Crossing the pit lane		
Lap	D	Time	Sector 1	Sector 2	Sector 3	T. Spd	Elapsed	Lap	D	Time	Sector 1	Sector 2	Sector 3	T. Spd	Elapsed	
3	DKR Engineering 1. Wyatt BRICHACEK 2. Freddie TOMLINSON							Ginetta G61-LT-P325-EVO - Toyota LMP3								
	1	1	2:32.468	1:07.831	49.017	35.620	138.5	2:32.468	23	1	2:09.798	55.768	42.715	31.315	80.0	48:34.094
	2	1	1:51.994	32.829	44.842	34.323	220.0	4:24.462	24	1	1:42.652	30.218	41.744	30.690	257.8	50:16.746
	3	1	1:47.125	32.028	42.983	32.114	231.8	6:11.587	25	1	1:42.003	29.854	41.524	30.625	262.1	51:58.749
	4	1	1:59.286	B 32.856	45.584	40.846	236.8	8:10.873	26	1	1:45.554	29.836	43.905	31.813	262.8	53:44.303
	5	1	5:16.464	4:01.857	42.253	32.354	177.0	13:27.337	27	1	1:43.399	29.816	42.013	31.570	260.9	55:27.702
	6	1	1:44.182	30.589	41.575	32.018	237.9	15:11.519	28	1	1:41.709	29.711	41.537	30.461	260.2	57:09.411
	7	1	2:59.846	43.420	1:20.153	56.273	255.3	18:11.365	29	1	1:44.238	29.571	41.873	32.794	260.9	58:53.649
	8	1	2:15.853	1:00.571	44.067	31.215	80.1	20:27.218	30	1	1:41.675	29.728	41.627	30.320	260.2	1:00:35.324
	9	1	1:41.187	29.794	41.137	30.256	255.3	22:08.405								
	10	1	1:50.298	B 29.603	40.914	39.781	255.9	23:58.703								
	11	2	5:20.347	3:59.322	46.568	34.457	176.5	29:19.050								
	12	2	1:42.876	30.063	41.884	30.929	254.7	31:01.926								
	13	2	1:42.128	30.046	41.664	30.418	255.3	32:44.054								
	14	2	1:42.353	29.914	41.851	30.588	255.9	34:26.407								
	15	2	1:43.706	29.855	42.125	31.726	255.9	36:10.113								
	16	2	1:45.797	30.668	42.996	32.133	256.5	37:55.910								
	17	2	1:43.969	29.755	42.937	31.277	256.5	39:39.879								
	18	2	1:41.808	29.704	41.495	30.609	258.4	41:21.687								
	19	2	1:42.139	30.043	41.680	30.416	258.4	43:03.826								
	20	2	2:12.224	30.851	47.221	54.152	255.3	45:16.050								
	21	2	2:39.824	1:10.818	57.677	34.326	80.0	47:55.871								
	22	2	1:44.625	30.347	43.067	31.211	254.7	49:40.496								
	23	2	1:47.068	B 29.856	41.561	35.651	255.3	51:27.564								
	24	1	4:26.883	B 3:08.633	41.604	36.646	177.6	55:54.447								
25	1	4:29.896	B 3:07.228	41.092	41.576	179.1	1:00:24.343									
4	Nielsen Racing 1. Henry CUBIDES OLARTE 2. Mikkel KRISTENSEN							Adess AD25 - Toyota LMP3								
	1	2	2:45.025	1:17.038	53.721	34.266	157.4	2:45.025	1	2	2:13.869	54.461	47.034	32.374	166.9	2:13.869
	2	2	1:48.421	31.725	44.330	32.366	255.9	4:33.446	2	2	1:43.299	30.241	42.401	30.657	258.4	3:57.168
	3	2	1:47.694	31.913	43.731	32.050	258.4	6:21.140	3	2	1:40.901	29.664	41.197	30.040	262.8	5:38.069
	4	2	1:46.047	30.764	44.179	31.074	255.9	8:07.157	4	2	1:40.499	29.349	41.075	30.075	260.9	7:18.568
	5	2	1:43.858	30.148	42.490	31.220	258.4	9:51.015	5	2	1:40.235	29.194	41.061	29.980	262.1	8:58.803
	6	2	1:49.055	31.503	45.531	32.021	259.6	11:40.070	6	2	1:41.347	29.263	41.055	31.029	261.5	10:40.150
	7	2	1:52.042	30.652	48.735	32.655	259.6	13:32.112	7	2	1:46.101	29.509	46.119	30.473	262.8	12:26.251
	8	2	1:45.934	31.314	43.577	31.043	251.2	15:18.046	8	2	1:47.990	B 29.487	41.235	37.268	260.9	14:14.241
	9	2	3:05.309	48.957	1:20.111	56.241	244.9	18:23.355	9	2	6:55.519	5:35.548	41.469	38.502	179.1	21:09.760
	10	2	2:09.671	55.111	43.129	31.431	79.7	20:33.026	10	2	1:41.032	29.882	41.079	30.071	262.8	22:50.792
	11	2	1:44.805	30.317	42.348	32.140	257.8	22:17.831	11	2	1:45.115	29.634	41.676	33.805	264.7	24:35.907
	12	2	1:42.981	30.134	42.121	30.726	259.0	24:00.812	12	2	1:41.402	29.614	41.438	30.350	265.4	26:17.309
	13	2	1:42.957	30.006	41.999	30.952	260.9	25:43.769	13	2	1:41.943	29.595	41.102	31.246	263.4	27:59.252
	14	2	1:43.219	30.119	42.235	30.865	260.2	27:26.988	14	2	1:51.640	B 29.467	41.574	40.599	267.3	29:50.892
	15	2	1:44.184	30.306	42.714	31.164	260.2	29:11.172	15	1	4:48.574	B 3:16.777	48.770	43.027	144.8	34:39.466
	16	2	1:47.167	30.067	45.901	31.199	260.2	30:58.339	16	1	3:14.298	1:57.043	45.887	31.368	179.7	37:53.764
	17	2	1:51.000	B 30.355	42.916	37.729	259.6	32:49.339	17	1	1:45.072	30.372	44.087	30.613	262.1	39:38.836
	18	1	5:45.351	4:29.347	44.213	31.791	149.6	38:34.690	18	1	1:44.382	29.829	43.641	30.912	259.6	41:23.218
	19	1	1:44.441	30.492	42.373	31.576	257.8	40:19.131	19	1	1:41.617	29.795	41.412	30.410	263.4	43:04.835
	20	1	1:43.457	30.356	42.023	31.078	262.8	42:02.588	20	1	2:00.612	29.617	41.653	49.342	264.1	45:05.447
	21	1	1:42.699	29.902	41.770	31.027	260.9	43:45.287	21	1	2:44.250	1:11.272	1:01.882	31.096	79.8	47:49.697
	22	1	2:39.009	30.098	1:12.146	56.765	260.9	46:24.296	22	1	1:40.958	29.684	41.125	30.149	260.9	49:30.655
	6	ANS Motorsport 1. Axel GNOS 2. Markus POMMER							Ligier JS P325 - Toyota LMP3							
		1	2	2:42.463	1:23.402	46.129	32.932	145.4	2:42.463	22	1	1:41.239	29.528	41.492	30.219	262.8
2		2	1:45.955	31.497	43.173	31.285	255.3	4:28.418	23	1	1:41.239	29.528	41.492	30.219	262.8	51:11.894
3		2	1:44.248	30.804	42.314	34.439	259.0	6:12.666	24	1	1:44.641	29.631	42.914	32.096	262.8	52:56.535
4		2	1:44.335	30.931	42.226	31.178	259.0	7:57.001	25	1	1:41.218	29.670	41.294	30.254	262.1	54:37.753
5		2	1:44.809	30.129	42.627	32.053	259.0	9:41.810	26	1	1:46.876	29.815	42.005	35.056	263.4	56:24.629
6		2	1:41.112	29.738	41.249	30.125	259.0	11:22.922	27	1	1:42.334	29.526	41.563	31.245	259.6	58:06.963
7		2	1:47.203	32.432	43.676	31.095	252.3	13:10.125	28	1	1:44.795	30.197	42.731	31.867	260.2	59:51.758
8		2	1:41.292	29.851	41.234	30.207	257.8	14:51.417	29	1	1:42.056	29.890	41.537	30.629	261.5	1:01:33.814
9		2	2:40.616	29.475	1:13.896	57.245	260.2	17:32.033								
10		2	2:33.624	1:12.011	50.883	30.730	76.9	20:05.657								
7		Nielsen Racing 1. Tom FLEMING 2. Colin NOBLE							Adess AD25 - Toyota LMP3							
		1	2	2:42.463	1:23.402	46.129	32.932	145.4	2:42.463							
		2	2	1:45.955	31.497	43.173	31.285	255.3	4:28.418							
		3	2	1:44.248	30.804	42.314	34.439	259.0	6:12.666							
		4	2	1:44.335	30.931	42.226	31.178	259.0	7:57.001							
		5	2	1:44.809	30.129	42.627	32.053	259.0	9:41.810							
		6	2	1:41.112	29.738	41.249	30.125	259.0	11:22.922							
		7	2	1:47.203	32.432	43.676	31.095	252.3	13:10.125							
		8	2	1:41.292	29.851	41.234	30.207	257.8	14:51.417							
		9	2	2:40.616	29.475	1:13.896	57.245	260.2	17:32.033							
		10	2	2:33.624	1:12.011	50.883	30.730	76.9	20:05.657							



LE MANS CUP



Michelin Le Mans Cup Barcelona Round Free Practice 2

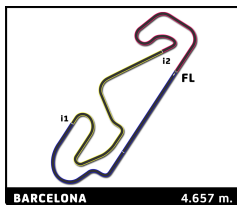
Sector Analysis

Lap under Red Flag Invalidated Lap Personal Best Session Best Crossing the pit lane

Lap	D	Time	Sector 1	Sector 2	Sector 3	T. Spd	Elapsed	Lap	D	Time	Sector 1	Sector 2	Sector 3	T. Spd	Elapsed							
11	2	1:41.437	29.898	41.362	30.177	257.1	21:47.094	30	1	2:06.533B	32.717	53.769	40.047	256.5	1:01:24.927							
12	2	1:41.157	29.687	41.218	30.252	261.5	23:28.251	11 Code Racing Development <small>Aston Martin Vantage GT3</small>														
13	2	1:41.922	29.836	41.440	30.646	262.8	25:10.173	1.Philipp SAGER <small>GT3</small>														
14	2	1:52.910B	30.509	42.952	39.449	262.1	27:03.083	2.Rory VAN DER STEUR														
15	1	4:31.163	3:18.080	42.341	30.742	179.4	31:34.246	1	2	2:36.237	1:16.245	46.018	33.974	159.5	2:36.237							
16	1	1:43.697	29.949	42.743	31.005	259.6	33:17.943	2	2	1:47.124	31.482	43.566	32.076	248.8	4:23.361							
17	1	1:42.823	29.586	41.406	31.831	261.5	35:00.766	3	2	1:45.448	30.723	42.777	31.948	253.5	6:08.809							
18	1	1:46.462	31.245	43.272	31.945	260.9	36:47.228	4	2	1:52.428	30.642	46.517	35.269	254.7	8:01.237							
19	1	1:42.143	29.873	41.457	30.813	259.6	38:29.371	5	2	1:44.394	30.553	42.564	31.277	253.5	9:45.631							
20	1	1:43.514	29.874	41.467	32.173	257.8	40:12.885	6	2	1:47.494	30.625	42.418	34.451	254.1	11:33.125							
21	1	1:41.240	29.569	41.477	30.194	260.2	41:54.125	7	2	1:44.339	30.564	42.619	31.156	255.3	13:17.464							
22	1	1:42.553	29.568	41.574	31.411	260.9	43:36.678	8	2	1:52.537	30.714	48.246	33.577	255.3	15:10.001							
23	1	2:29.084	29.518	1:01.679	57.887	260.9	46:05.762	9	2	2:59.957	43.277	1:20.174	56.506	255.3	18:09.958							
24	1	2:20.174	1:04.427	43.325	32.422	79.9	48:25.936	10	2	2:26.116	1:02.638	47.849	35.629	79.6	20:36.074							
25	1	1:41.794	30.180	41.381	30.233	257.8	50:07.730	11	2	1:46.712	30.952	43.267	32.493	254.7	22:22.786							
26	1	1:41.172	29.577	41.016	30.579	260.9	51:48.902	12	2	1:47.292	30.676	42.861	33.755	255.3	24:10.078							
27	1	1:41.785	29.954	41.821	30.010	260.9	53:30.687	13	2	1:44.958	30.840	42.672	31.446	254.1	25:55.036							
28	1	1:41.498	29.528	41.666	30.304	260.2	55:12.185	14	2	1:44.171	30.543	42.528	31.100	254.7	27:39.207							
29	1	1:40.295	29.411	41.044	29.840	260.9	56:52.480	15	2	1:44.274	30.442	42.480	31.352	255.3	29:23.481							
30	1	1:43.726	29.514	41.344	32.868	259.6	58:36.206	16	2	1:44.351	30.322	42.711	31.318	256.5	31:07.832							
31	1	1:51.626B	29.704	41.212	40.710	259.0	1:00:27.832	17	2	1:53.388B	31.982	44.193	37.213	255.3	33:01.220							
10 Racing Spirit of Lemans <small>Ligier JS P325 - Toyota</small>							11 Code Racing Development <small>Aston Martin Vantage GT3</small>															
1.Sébastien SCHMITT							1.Philipp SAGER <small>GT3</small>															
2.Dominik SCHRAML							2.Rory VAN DER STEUR															
1	1	2:32.127	1:06.700	49.313	36.114	144.2	2:32.127	1	2	2:36.237	1:16.245	46.018	33.974	159.5	2:36.237							
2	1	1:49.493	32.063	44.672	32.758	250.0	4:21.620	2	2	1:47.124	31.482	43.566	32.076	248.8	4:23.361							
3	1	1:47.792	31.228	43.703	32.861	251.7	6:09.412	3	2	1:45.448	30.723	42.777	31.948	253.5	6:08.809							
4	1	1:46.923	30.985	43.929	32.009	254.7	7:56.335	4	2	1:52.428	30.642	46.517	35.269	254.7	8:01.237							
5	1	1:58.370	30.496	42.647	45.227	253.5	9:54.705	5	2	1:44.394	30.553	42.564	31.277	253.5	9:45.631							
6	1	1:45.047	30.458	42.436	32.153	253.5	11:39.752	6	2	1:47.494	30.625	42.418	34.451	254.1	11:33.125							
7	1	1:44.609	30.383	42.595	31.631	255.3	13:24.361	7	2	1:44.339	30.564	42.619	31.156	255.3	13:17.464							
8	1	1:53.432B	31.400	43.103	38.929	255.9	15:17.793	8	2	1:52.537	30.714	48.246	33.577	255.3	15:10.001							
9	2	5:11.317	3:53.237	45.352	32.728	79.9	20:29.110	9	2	2:59.957	43.277	1:20.174	56.506	255.3	18:09.958							
10	2	1:49.864	30.812	43.902	35.150	259.0	22:18.974	10	2	2:26.116	1:02.638	47.849	35.629	79.6	20:36.074							
11	2	1:42.209	29.645	41.960	30.604	258.4	24:01.183	11	2	1:46.712	30.952	43.267	32.493	254.7	22:22.786							
12	2	1:49.211	31.736	44.932	32.543	262.1	25:50.394	12	2	1:47.292	30.676	42.861	33.755	255.3	24:10.078							
13	2	1:41.139	29.576	41.215	30.348	257.8	27:31.533	13	2	1:44.958	30.840	42.672	31.446	254.1	25:55.036							
14	2	1:41.399	29.493	41.129	30.777	259.0	29:12.932	14	2	1:44.171	30.543	42.528	31.100	254.7	27:39.207							
15	2	1:43.963	29.494	41.571	32.898	259.6	30:56.895	15	2	1:44.274	30.442	42.480	31.352	255.3	29:23.481							
16	2	1:40.390	29.378	40.961	30.051	259.0	32:37.285	16	2	1:44.351	30.322	42.711	31.318	256.5	31:07.832							
17	2	1:41.370	29.340	41.470	30.560	260.2	34:18.655	17	2	1:53.388B	31.982	44.193	37.213	255.3	33:01.220							
18	2	1:40.206	29.252	40.906	30.048	259.0	35:58.861	18	1	4:22.927	3:05.004	44.771	33.152	172.0	37:24.147							
19	2	1:49.342B	29.194	41.185	38.963	260.9	37:48.203	19	1	1:49.043	32.083	44.610	32.350	253.5	39:13.190							
20	1	4:21.716	3:06.831	43.188	31.697	178.2	42:09.919	20	1	1:48.208	31.357	43.803	33.048	254.7	41:01.398							
21	1	1:45.847	30.325	43.459	32.063	257.1	43:55.766	21	1	1:48.058	31.837	43.917	32.304	225.9	42:49.456							
22	1	2:46.767	31.384	1:18.763	56.620	255.3	46:42.533	22	1	1:54.475	31.802	43.740	38.933	244.9	44:43.931							
23	1	2:03.426	46.780	43.788	32.858	157.4	48:45.959	23	1	3:06.070B	1:11.392	1:13.882	40.796	79.6	47:50.001							
24	1	1:47.105	31.678	42.915	32.512	254.7	50:33.064	16 Team Virage <small>Ligier JS P325 - Toyota</small>														
25	1	1:44.476	30.375	42.471	31.630	255.9	52:17.540	1.Sacha LEHMANN <small>LMP3</small>														
26	1	1:45.824	30.955	43.053	31.843	254.7	54:03.361	2.Théo MICOURIS														
27	1	1:45.471	30.551	42.737	32.183	255.3	55:48.832	1	2	3:30.524	2:15.732	43.924	30.868	170.1	3:30.524							
28	1	1:45.824	31.751	42.217	31.856	250.0	57:34.656	2	2	1:41.912	29.870	41.397	30.645	255.9	5:12.436							
29	1	1:43.738	30.235	41.986	31.517	254.7	59:18.394	3	2	1:40.376	29.747	40.917	29.712	254.7	6:52.812							
							4									2	1:39.560	29.167	40.820	29.573	257.8	8:32.372
							5									2	1:40.455	29.173	41.675	29.607	259.6	10:12.827
							6									2	1:41.425	29.200	41.643	30.582	260.2	11:54.252
							7									2	1:39.707	29.259	40.806	29.642	259.0	13:33.959
							8									2	1:46.403B	29.545	41.481	35.377	261.5	15:20.362
							9									1	9:25.291	8:13.231	41.660	30.400	175.9	24:45.653
							10									1	1:40.897	29.625	41.280	29.992	257.1	26:26.550
							11									1	1:40.733	29.370	41.257	30.106	258.4	28:07.283
							12									1	1:41.140	29.482	41.400	30.258	259.6	29:48.423
							13									1	1:41.483	30.095	41.368	30.020	260.9	31:29.906
							14									1	1:48.141B	29.729	41.650	36.762	259.0	33:18.047
							15									1	10:02.734	8:49.476	42.629	30.629	176.2	43:20.781
							16									1	2:10.668	29.505	45.051	56.112	257.8	45:31.449
							17									1	2:33.038	1:11.301	51.074	30.663	80.1	48:04.487
							18									1	1:41.592	29.685	41.599	30.308	255.9	49:46.079
							19									1	1:42.216	29.680	42.276	30.260	259.0	51:28.295
							20									1	1:40.697	29.524	41.117	30.056	257.8	53:08.992
							21									1	1:47.636B	29.602	41.474	36.560	259.0	54:56.628
							22									2	3:41.964	2:25.713	44.647	31.604	158.8	58:38.592
							23									2	1:54.216B	30.193	41.829	42.194	257.1	1:00:32.808



LE MANS CUP



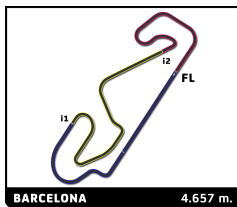
Michelin Le Mans Cup Barcelona Round Free Practice 2

Sector Analysis

Lap under Red Flag Invalidated Lap Personal Best Session Best B Crossing the pit lane

Lap	D	Time	Sector 1	Sector 2	Sector 3	T. Spd	Elapsed	Lap	D	Time	Sector 1	Sector 2	Sector 3	T. Spd	Elapsed											
17	Kessel Racing							Ferrari 296 GT3																		
	1.Lorenzo FERDINANDO INNOCI 2.Andrea BELICCHI							GT3																		
	1	1	3:21.719	1:58.194	47.695	35.830	136.7	3:21.719									20	2	4:53.489	3:40.076	42.620	30.793	79.7	48:19.188		
	2	1	1:50.780	32.843	44.941	32.996	250.0	5:12.499									21	2	1:41.453	30.067	41.250	30.136	256.5	50:00.641		
	3	1	1:51.264	32.444	44.111	34.709	230.8	7:03.763									22	2	1:40.334	29.575	40.855	29.904	258.4	51:40.972		
	4	1	1:48.139	31.605	44.111	32.423	251.7	8:51.902									23	2	1:40.323	29.494	40.942	29.887	259.0	53:21.295		
	5	1	1:50.114	32.231	44.464	33.419	242.7	10:42.016									24	2	1:40.404	29.359	41.037	30.008	259.6	55:01.699		
	6	1	1:47.540	31.429	43.967	32.144	252.9	12:29.556									25	2	1:48.168	B	30.158	41.727	36.283	260.2	56:49.867	
	7	1	1:47.178	31.466	43.604	32.108	253.5	14:16.734									26	2	4:50.967	B	3:21.134	49.310	40.523	132.2	1:01:40.834	
	8	1	2:16.239	32.876	46.782	56.581	238.4	16:32.973									23									
	9	1	3:03.693	1:11.326	1:19.438	32.929	79.5	19:36.666									Biogas Motorsport									
	10	1	1:48.695	31.688	44.509	32.498	251.7	21:25.361									1.Josep MAYOLA COMADIF 2.Marc CAROL YBARRA									
	11	1	1:47.715	31.414	43.886	32.415	254.1	23:13.076									1	2	2:19.480	59.167	47.719	32.594	159.5	2:19.480		
	12	1	1:48.473	32.179	43.959	32.335	254.1	25:01.549									2	2	1:47.330	31.254	44.377	31.699	251.7	4:06.810		
	13	1	1:48.750	31.650	44.059	33.041	252.3	26:50.299									3	2	1:45.623	31.500	42.703	31.420	254.1	5:52.433		
	14	1	1:55.979	B	32.088	44.907	38.984	254.7									28:46.278	4	2	1:52.007	B	30.974	43.152	37.881	255.9	7:44.440
	15	2	6:42.127	5:24.859	44.553	32.715	170.6	35:28.405									5	1	5:10.458	3:41.610	53.848	35.000	133.5	12:54.898		
	16	2	1:46.762	30.899	43.000	32.863	254.7	37:15.167									6	1	1:50.524	32.873	44.984	32.667	237.9	14:45.422		
	17	2	1:46.587	31.376	43.365	31.846	245.5	39:01.754									7	1	2:46.174	31.830	1:17.042	57.302	254.7	17:31.596		
	18	2	1:45.300	30.907	42.827	31.566	255.3	40:47.054									8	1	2:38.960	1:11.584	54.184	33.192	79.4	20:10.556		
	19	2	1:44.573	30.586	42.524	31.463	255.3	42:31.627									9	1	1:48.342	31.408	44.490	32.414	251.7	21:58.868		
	20	2	1:44.104	30.432	42.289	31.383	257.1	44:15.731									10	1	1:59.301	B	31.405	45.459	42.437	250.6	23:58.169	
	21	2	2:55.198	47.229	1:20.385	47.584	255.9	47:10.929									11	1	3:50.663	2:33.279	44.160	33.224	155.4	27:48.832		
	22	2	1:45.660	30.969	42.656	32.035	252.9	48:56.589									12	1	1:57.279	B	31.354	44.347	41.578	254.7	29:46.111	
	23	2	1:47.133	31.043	44.351	31.739	255.3	50:43.722									13	1	2:08.494	51.561	44.150	32.783	169.0	31:54.605		
	24	2	1:44.465	30.645	42.498	31.322	254.7	52:28.187									14	1	1:56.967	38.152	44.616	34.199	254.1	33:51.572		
	25	2	1:44.011	30.542	42.271	31.198	254.7	54:12.198									15	1	1:46.875	31.124	43.577	32.174	254.7	35:38.447		
	26	2	1:50.382	B	30.381	42.383	37.618	255.3									56:02.580	16	1	1:57.494	B	33.307	44.081	40.106	241.6	37:35.941
	27	2	3:50.329	2:33.081	44.686	32.562	158.4	59:52.909									17	2	4:03.118	2:47.867	43.473	31.778	168.5	41:39.059		
28	2	1:46.112	31.314	43.449	31.349	250.6	1:01:39.021	18	2	1:43.884	30.566	42.292	34.023	257.1	43:22.940											
								25																		
								Reiter Engineering																		
								1.Miklas Basil BORN 2.Bence VALINT																		
								Ligier JS P325 - Toyota LMP3																		
1	1	2:29.437	1:10.306	46.253	32.878	145.2	2:29.437	1	1	2:41.199	1:23.287	44.666	33.246	171.7	2:41.199											
2	1	1:45.864	31.557	43.274	31.033	254.1	4:15.301	2	1	1:43.350	30.445	41.838	31.067	256.5	4:24.549											
3	1	1:42.900	30.487	41.745	30.668	256.5	5:58.201	3	1	1:44.987	29.909	42.619	32.459	257.1	6:09.536											
4	1	1:42.048	30.019	41.366	30.663	257.1	7:40.249	4	1	1:42.558	29.948	41.915	30.695	255.9	7:52.094											
5	1	1:42.756	30.212	41.944	30.603	259.6	9:23.005	5	1	1:41.110	29.729	41.275	30.106	257.1	9:33.204											
6	1	1:42.283	29.943	41.598	30.742	258.4	11:05.288	6	1	1:40.504	29.549	41.020	29.935	256.5	11:13.708											
7	1	1:45.051	29.714	43.345	31.992	259.6	12:50.339	7	1	1:41.236	29.246	41.125	30.865	259.0	12:54.944											
8	1	1:50.654	B	29.984	42.647	38.053	257.1	14:40.993	8	1	1:41.969	29.962	41.156	30.851	254.7	14:36.913										
9	1	5:36.214	4:20.935	44.382	30.897	78.0	20:17.207	9	1	2:28.354	B	29.688	1:01.777	56.889	255.9	17:05.267										
10	1	1:41.857	29.831	41.557	30.469	258.4	21:59.064	10	1	5:45.842	B	4:10.073	51.998	43.771	135.2	22:51.109										
11	1	1:41.516	29.600	41.222	30.694	260.9	23:40.580	11	2	4:19.867	3:07.149	42.382	30.336	177.0	27:10.976											
12	1	1:41.541	29.861	41.268	30.412	259.0	25:22.121	12	2	1:41.148	29.663	41.473	30.012	257.1	28:52.124											
13	1	1:41.327	29.514	41.379	30.434	260.2	27:03.448	13	2	1:40.945	29.506	41.325	30.084	258.4	30:33.039											
14	1	1:43.664	29.688	42.788	31.188	260.2	28:47.112	14	2	1:47.259	29.598	42.542	35.119	259.6	32:20.298											
15	1	1:43.659	30.130	41.742	31.787	260.2	30:30.771	15	2	1:40.255	29.407	41.008	29.840	257.8	34:00.553											
16	1	1:44.491	31.190	42.225	31.076	260.9	32:15.262	16	2	1:46.789	29.299	41.351	36.139	258.4	35:47.342											
17	1	1:42.764	29.772	41.866	31.126	257.1	33:58.026	17	2	1:40.478	29.412	40.862	30.204	257.8	37:27.820											
18	1	1:51.483	B	30.976	41.805	38.702	259.0	35:49.509	18	2	1:41.521	29.422	41.463	30.636	259.0	39:09.341										
19	1	7:36.190	B	6:13.885	43.464	38.841	168.0	43:25.699																		

LE MANS CUP



Michelin Le Mans Cup Barcelona Round Free Practice 2

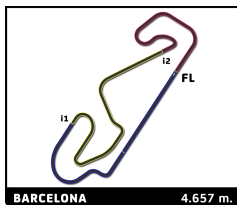
Sector Analysis

Lap under Red Flag Invalidated Lap Personal Best Session Best B Crossing the pit lane

Lap	D	Time	Sector 1	Sector 2	Sector 3	T. Spd	Elapsed	Lap	D	Time	Sector 1	Sector 2	Sector 3	T. Spd	Elapsed
19	2	1:53.076 B	29.601	41.341	42.134	257.8	41:02.417	12	2	1:41.287	29.569	41.336	30.382	260.9	26:19.876
20	2	5:15.695	3:10.367	1:09.069	56.259	177.0	46:18.112	13	2	1:42.561	29.928	42.243	30.390	261.5	28:02.437
21	2	2:10.814	57.850	42.453	30.511	80.1	48:28.926	14	2	1:41.072	29.484	41.442	30.176	261.5	29:43.509
22	2	1:42.944	29.819	42.875	30.250	257.8	50:11.870	15	2	1:42.036	29.534	41.777	30.725	262.8	31:25.545
23	2	1:40.395	29.468	41.138	29.789	257.8	51:52.265	16	2	1:41.155	29.646	41.291	30.218	260.2	33:06.700
24	2	1:40.720	29.268	40.985	30.467	259.0	53:32.985	17	2	1:40.667	29.329	41.270	30.068	259.0	34:47.367
25	2	1:47.643 B	29.501	41.041	37.101	260.2	55:20.628	18	2	1:41.001	29.455	41.383	30.163	260.2	36:28.368
26	1	4:24.338	3:10.726	41.486	32.126	133.5	59:44.966	19	2	1:40.591	29.349	41.064	30.178	260.2	38:08.959
27	1	1:40.270	29.442	40.998	29.830	258.4	1:01:25.236	20	2	1:42.598	30.114	41.916	30.568	259.6	39:51.557
26	Bretton Racing 1.Haydn CHANCE 2.Grégory DE SYBOURG Ligier JS P325 - Toyota LMP3							28	23Events Racing 1.Terrence WOODWARD 2.Tim MERIEUX Ligier JS P325 - Toyota LMP3 Pro/Am						
1	2	2:04.517	49.130	44.040	31.347	171.7	2:04.517	1	2	3:03.309 B	1:37.353	46.841	39.115	132.7	3:03.309
2	2	1:42.956	30.092	42.128	30.736	258.4	3:47.473	2	2	7:26.804	6:11.760	44.153	30.891	174.2	10:30.113
3	2	1:41.801	29.744	41.518	30.539	257.8	5:29.274	3	2	1:44.179	30.227	41.710	32.242	254.1	12:14.292
4	2	1:41.087	29.609	41.444	30.034	259.6	7:10.361	4	2	1:40.907	29.853	41.039	30.045	260.9	13:55.199
5	2	1:41.523	29.475	41.432	30.616	260.2	8:51.884	5	2	1:54.024	29.991	41.814	42.219	259.0	15:49.223
6	2	1:43.846	30.818	42.281	30.747	259.6	10:35.730	6	2	3:21.598	1:11.399	1:20.443	49.756	79.9	19:10.821
7	2	1:41.983	29.627	41.703	30.653	261.5	12:17.713	7	2	1:44.929	32.447	42.188	30.294	252.3	20:55.750
8	2	1:42.851	29.589	42.703	30.559	261.5	14:00.564	8	2	1:40.819	29.584	41.247	29.988	257.8	22:36.569
9	2	1:49.969	30.345	41.613	38.011	260.2	15:50.533	9	2	1:40.877	29.287	40.560	31.930	258.4	24:17.446
10	2	3:29.477 B	1:11.418	1:20.444	57.615	79.6	19:20.010	10	2	1:40.932	29.847	40.982	30.103	259.0	25:58.378
11	2	6:50.260	5:37.442	42.370	30.448	174.2	26:10.270	11	2	1:42.021	29.365	41.672	30.984	260.9	27:40.399
12	2	1:46.504	29.921	43.006	33.577	259.0	27:56.774	12	2	1:49.754 B	29.635	42.513	37.606	256.5	29:30.153
13	2	1:43.574	29.870	42.840	30.864	259.0	29:40.348	13	1	4:15.134	2:59.705	43.348	32.081	160.5	33:45.287
14	2	1:42.873	29.733	42.472	30.668	260.9	31:23.221	14	1	1:43.857	30.525	42.181	31.151	256.5	35:29.144
15	2	1:49.171 B	29.653	41.696	37.822	260.9	33:12.392	15	1	1:46.131	30.564	42.941	32.626	259.6	37:15.275
16	1	3:35.949	2:19.984	43.701	32.264	177.3	36:48.341	16	1	1:43.654	30.324	42.253	31.077	257.1	38:58.929
17	1	1:48.368	30.402	46.066	31.900	259.6	38:36.709	17	1	1:42.577	30.167	41.408	31.002	259.0	40:41.506
18	1	1:45.320	31.720	42.693	30.907	261.5	40:22.029	18	1	1:43.327	30.314	42.025	30.988	257.1	42:24.833
19	1	1:50.215 B	30.268	42.757	37.190	260.9	42:12.244	19	1	1:43.313	30.398	42.048	30.867	257.1	44:08.146
20	1	7:09.042	5:55.821	42.218	31.003	180.6	49:21.286	20	1	2:51.142 B	37.013	1:20.273	53.856	257.1	46:59.288
21	1	1:43.493	30.227	42.377	30.889	260.2	51:04.779	21	2	3:57.581	2:44.477	42.251	30.853	176.2	50:56.869
22	1	1:43.085	30.140	42.319	30.626	260.2	52:47.864	22	2	1:42.484	30.580	41.687	30.217	255.9	52:39.353
23	1	1:43.832	29.987	42.051	31.794	260.9	54:31.696	23	2	1:43.916	29.807	42.003	32.106	255.9	54:23.269
24	1	1:45.070	32.163	42.226	30.681	260.9	56:16.766	24	2	1:41.039	29.965	40.992	30.082	254.7	56:04.308
25	1	1:42.927	30.143	42.266	30.518	260.2	57:59.693	25	2	1:39.684	29.382	40.760	29.542	256.5	57:43.992
26	1	1:41.674	29.785	41.647	30.242	259.6	59:41.367	26	2	1:39.721	29.230	40.824	29.667	259.6	59:23.713
27	1	1:41.255	29.620	41.686	29.949	261.5	1:01:22.622	27	2	1:39.708	29.218	40.856	29.634	259.6	1:01:03.421
27	P4 Racing 1.Andrew FERGUSON 2.Louis HAMILTON-SMITH Ligier JS P325 - Toyota LMP3 Pro/Am							29	Forestier Racing by VPS 1.Louis ROUSSET 2.Romain FAVRE Ligier JS P325 - Toyota LMP3						
1	1	3:01.077	1:37.392	48.833	34.852	140.6	3:01.077	1	1	2:02.546	48.039	43.635	30.872	169.5	2:02.546
2	1	1:48.891	32.233	44.181	32.477	252.3	4:49.968	2	1	1:41.655	30.056	41.591	30.008	255.3	3:44.201
3	1	1:46.446	31.121	43.306	32.019	253.5	6:36.414								
4	1	1:48.432	30.510	45.251	32.671	254.7	8:24.846								
5	1	2:00.725	34.273	51.370	35.082	255.9	10:25.571								
6	1	1:48.352	31.677	44.079	32.596	256.5	12:13.923								
7	1	1:49.572	31.978	44.089	33.505	254.7	14:03.495								
8	1	2:08.571 B	31.293	44.523	52.755	251.7	16:12.066								
9	2	5:02.647	3:48.286	42.791	31.570	171.4	21:14.713								
10	2	1:42.262	30.112	41.798	30.352	258.4	22:56.975								
11	2	1:41.614	29.598	41.562	30.454	260.2	24:38.589								



LE MANS CUP



Michelin Le Mans Cup Barcelona Round Free Practice 2

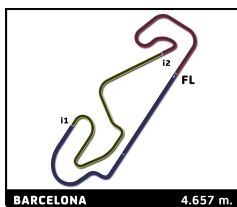
Sector Analysis

Lap under Red Flag Invalidated Lap Personal Best Session Best B Crossing the pit lane

Lap	D	Time	Sector 1	Sector 2	Sector 3	T. Spd	Elapsed	Lap	D	Time	Sector 1	Sector 2	Sector 3	T. Spd	Elapsed
30 CD Sport 1.Thomas IMBOURG 2.Arthur ROGEON Duqueine D09 - Toyota LMP3															
1	2	3:00.047	1:32.900	51.365	35.782	138.1	3:00.047								
2	2	1:51.469	33.814	45.039	32.616	223.6	4:51.516								
3	2	1:45.714	30.853	43.317	31.544	254.1	6:37.230								
4	2	1:43.571	30.263	42.585	30.723	254.7	8:20.801								
5	2	2:04.996	37.077	56.082	31.837	212.2	10:25.797								
6	2	1:43.342	30.157	41.800	31.385	259.0	12:09.139								
7	2	1:42.139	29.615	41.185	31.339	258.4	13:51.278								
8	2	1:47.807	29.898	41.206	36.703	258.4	15:39.085								
9	2	9:29.008	8:16.222	42.171	30.615	177.6	25:08.093								
10	2	2:01.024	30.682	51.015	39.327	257.1	27:09.117								
11	2	8:31.449	7:09.625	44.681	37.143	142.1	35:40.566								
12	2	6:04.927	4:51.048	42.819	31.060	172.8	41:45.493								
13	2	1:42.050	29.968	41.605	30.477	256.5	43:27.543								
14	2	2:18.378	29.491	52.394	56.493	257.1	45:45.921								
15	1	4:28.712	3:12.343	44.772	31.597	172.8	50:14.633								
16	1	1:43.206	30.394	42.000	30.812	257.8	51:57.839								
17	1	1:44.789	30.314	41.854	32.621	262.1	53:42.628								
18	1	1:42.265	30.087	41.562	30.616	259.0	55:24.893								
19	1	1:41.538	29.691	41.459	30.388	257.8	57:06.431								
20	1	1:43.187	30.464	42.237	30.486	259.0	58:49.618								
21	1	4:41.698	29.809	41.486	30.403	259.0	1:00:31.316								
31 CD Sport 1.Shahan SARKISSIAN 2.Kevin RABIN Duqueine D09 - Toyota LMP3 Pro/Am															
1	1	2:50.206	1:30.212	46.776	33.218	167.2	2:50.206								
2	1	1:47.982	32.234	43.265	32.483	238.9	4:38.188								
3	1	1:44.885	30.515	42.309	32.061	257.1	6:23.073								
4	1	1:42.352	30.132	41.686	30.534	259.0	8:05.425								
5	1	1:42.289	29.910	41.661	30.718	259.6	9:47.714								
6	1	1:47.057	32.978	42.902	31.177	259.6	11:34.771								
7	1	1:44.000	31.433	41.729	30.838	259.0	13:18.771								
8	1	1:44.257	30.273	43.026	30.958	260.9	15:03.028								
9	1	2:55.936	37.033	1:21.205	57.698	258.4	17:58.964								
10	1	4:31.308	3:16.562	43.144	31.602	173.1	22:30.272								
11	1	1:44.843	30.416	43.154	31.273	257.8	24:15.115								
12	1	1:42.249	30.133	41.552	30.564	258.4	25:57.364								
13	1	1:42.440	30.097	41.555	30.788	259.0	27:39.804								
14	1	1:44.616	31.612	42.051	30.953	229.3	29:24.420								
15	1	1:51.186	30.005	43.090	38.091	260.9	31:15.606								
16	2	4:24.218	3:10.059	43.229	30.930	172.8	35:39.824								
17	2	1:44.466	30.605	41.892	31.969	259.6	37:24.290								
18	2	1:53.680	30.495	50.884	32.301	258.4	39:17.970								
19	2	1:43.494	30.207	42.094	31.193	257.8	41:01.464								
20	2	1:42.121	30.071	41.566	30.484	256.5	42:43.585								
21	2	1:42.502	29.972	41.578	30.952	259.0	44:26.087								
22	2	2:57.407	1:00.388	1:20.721	36.298	79.5	47:23.494								
23	2	1:42.892	30.303	42.150	30.439	252.9	49:06.386								
24	2	1:42.050	30.020	41.478	30.552	257.8	50:48.436								
25	2	1:44.849	29.751	43.966	31.132	258.4	52:33.285								
26	2	1:41.561	29.936	41.236	30.389	257.1	54:14.846								
27	2	1:42.144	29.683	41.887	30.574	258.4	55:56.990								
28	2	1:41.609	29.879	41.331	30.399	258.4	57:38.599								
29	2	1:42.682	30.096	42.093	30.493	258.4	59:21.281								
30	2	1:41.697	30.033	41.302	30.362	259.0	1:01:02.978								
33 Kessel Racing 1.Murat Ruhi CUHADAROGLI 2.David Cleto FUMANELLI Ferrari 296 GT3 GT3															
1	2	3:07.182	1:46.411	46.363	34.408	158.4	3:07.182								
2	2	1:48.085	32.519	43.822	31.744	251.2	4:55.267								
3	2	1:44.730	30.835	42.696	31.199	254.1	6:39.997								
4	2	1:45.425	30.497	42.839	32.089	255.3	8:25.422								
5	2	1:44.833	31.235	42.595	31.003	255.9	10:10.255								
6	2	1:43.930	30.296	42.704	30.933	255.9	11:54.185								
7	2	1:43.806	30.621	42.217	30.968	256.5	13:37.991								
8	2	1:43.434	30.459	42.130	30.845	255.9	15:21.425								
9	2	3:09.588	52.320	1:20.276	56.992	223.1	18:31.013								
10	1	4:44.744	3:26.808	45.246	32.657	124.4	23:15.724								
11	1	1:51.226	32.476	44.644	34.136	254.1	25:06.950								
12	1	1:52.785	32.136	46.383	34.266	253.5	26:59.735								
13	1	1:49.666	31.651	44.534	33.481	254.1	28:49.401								
14	1	1:48.953	31.721	44.435	32.797	253.5	30:38.354								
15	1	1:48.936	31.650	44.524	32.762	253.5	32:27.290								
16	1	1:48.017	31.776	43.764	32.477	252.3	34:15.307								
17	1	1:48.887	31.740	44.659	32.488	252.9	36:04.194								



LE MANS CUP



Michelin Le Mans Cup Barcelona Round Free Practice 2

Sector Analysis

Lap under Red Flag Invalidated Lap Personal Best Session Best B Crossing the pit lane

Lap	D	Time	Sector 1	Sector 2	Sector 3	T. Spd	Elapsed	Lap	D	Time	Sector 1	Sector 2	Sector 3	T. Spd	Elapsed
18	1	1:48.151	31.468	43.938	32.745	254.1	37:52.345	7	2	2:11.209B	29.356	45.445	56.408	259.0	16:35.744
19	1	1:49.849	31.636	45.434	32.779	254.1	39:42.194	8	2	4:36.484	3:16.672	46.608	33.204	178.2	21:12.228
20	1	1:47.301	31.674	43.548	32.079	254.1	41:29.495	9	2	1:40.574	29.574	40.862	30.138	259.0	22:52.802
21	1	1:47.480	31.393	43.730	32.357	254.1	43:16.975	10	2	1:39.731	29.198	40.519	30.014	259.0	24:32.533
22	1	2:22.303B	31.318	52.377	58.608	252.9	45:39.278	11	2	1:39.279	28.970	40.602	29.707	260.2	26:11.812
23	2	4:25.169	3:09.073	44.346	31.750	172.5	50:04.447	12	2	1:46.565	29.186	41.320	36.059	260.2	27:58.377
24	2	1:44.232	30.588	42.422	31.222	255.3	51:48.679	13	2	1:50.488B	29.207	41.238	40.043	260.2	29:48.865
25	2	1:45.780	30.923	43.029	31.828	255.3	53:34.459	14	1	3:43.285	2:28.533	42.675	32.077	151.7	33:32.150
26	2	1:43.975	30.418	42.371	31.186	255.9	55:18.434	15	1	1:46.635	30.639	43.803	32.193	255.9	35:18.785
27	2	1:43.277	30.150	42.237	30.890	255.9	57:01.711	16	1	1:45.800	31.299	43.024	31.477	258.4	37:04.585
28	2	1:43.308	30.263	42.199	30.846	255.3	58:45.019	17	1	1:44.855	30.609	42.691	34.555	254.7	38:49.440
29	2	1:43.329	30.246	42.187	30.896	255.9	1:00:28.348	18	1	1:48.087	30.692	45.663	31.732	255.9	40:37.527

34 Inter Europol Competition Ligier JS P325 - Toyota
 1.Aristotle BALOGH LMP3 Pro/Am
 2.Garett GRIST

1	2	2:29.695	1:11.444	45.531	32.720	162.7	2:29.695
2	2	1:43.278	30.422	42.425	30.431	261.5	4:12.973
3	2	1:40.493	29.549	40.910	30.034	258.4	5:53.466
4	2	1:44.001	29.983	43.141	30.877	259.0	7:37.467
5	2	1:39.479	29.176	40.419	29.884	257.8	9:16.946
6	2	1:53.485	29.357	44.109	40.019	259.6	11:10.431
7	2	1:47.456	30.180	45.052	32.224	258.4	12:57.887
8	2	1:48.530B	29.700	41.650	37.180	259.6	14:46.417
9	2	6:47.273	5:25.669	50.176	31.428	179.4	21:33.690
10	2	1:53.906	29.332	41.879	42.695	258.4	23:27.596
11	2	1:41.973	29.356	41.616	31.001	259.0	25:09.569
12	2	1:43.522	29.600	41.838	32.084	257.1	26:53.091
13	2	1:39.853	29.316	40.667	29.870	260.2	28:32.944
14	2	1:39.534	29.112	40.583	29.839	260.9	30:12.478
15	2	1:47.577B	29.071	41.572	36.934	259.0	32:00.055
16	1	4:40.594	3:22.167	45.804	32.623	125.1	36:40.649
17	1	1:49.256	30.631	43.704	34.921	255.3	38:29.905
18	1	1:48.909	32.174	44.587	32.148	250.0	40:18.814
19	1	1:47.814	31.449	43.815	32.550	255.9	42:06.628
20	1	1:51.516	31.950	46.719	32.847	254.7	43:58.144
21	1	2:56.046	38.478	1:20.790	56.778	255.3	46:54.190
22	1	1:58.360	40.567	44.886	32.907	203.8	48:52.550
23	1	1:52.644	33.415	46.008	33.224	250.0	50:45.194
24	1	1:49.183	31.513	44.268	33.402	253.5	52:34.377
25	1	1:48.773	31.762	44.322	32.689	252.3	54:23.150
26	1	1:50.093	31.913	44.842	33.338	252.9	56:13.243
27	1	1:48.943	31.587	44.380	32.976	252.3	58:02.186
28	1	1:49.371	32.996	44.123	32.252	252.3	59:51.557
29	1	1:51.849	32.433	45.575	33.841	251.2	1:01:43.406

49 High Class Racing Ligier JS P325 - Toyota
 1.Mark PATTERSON LMP3 Pro/Am
 2.Anders FJORBACH

1	2	3:12.851B	1:41.839	47.673	43.339	146.5	3:12.851
2	2	4:26.528	3:10.538	44.238	31.752	172.2	7:39.379
3	2	1:42.224	30.689	41.156	30.379	254.1	9:21.603
4	2	1:40.444	29.521	40.640	30.283	256.5	11:02.047
5	2	1:43.288	29.181	41.521	32.586	257.1	12:45.335
6	2	1:39.200	29.201	40.474	29.525	256.5	14:24.535

50 23Events Racing Ligier JS P325 - Toyota
 1.Léna BÜHLER LMP3
 2.Matteo QUINTARELLI

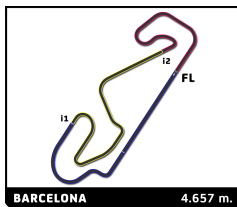
1	2	2:15.026	59.831	44.802	30.393	169.8	2:15.026
2	2	1:39.979	29.614	40.743	29.622	257.1	3:55.005
3	2	1:38.804	28.997	40.180	29.627	259.6	5:33.809
4	2	1:40.001	29.361	40.053	30.587	262.1	7:13.810
5	2	1:38.265	28.694	39.923	29.648	260.2	8:52.075
6	2	1:42.195	29.689	40.526	31.980	257.8	10:34.270
7	2	1:39.570	28.743	40.179	30.648	262.8	12:13.840
8	2	1:45.683B	29.246	40.155	36.282	259.0	13:59.523
9	1	5:29.746	3:35.946	1:20.393	33.407	79.6	19:29.269
10	1	1:42.338	30.085	41.217	31.036	258.4	21:11.607
11	1	1:39.949	29.642	40.512	29.795	258.4	22:51.556
12	1	1:39.546	29.209	40.587	29.750	261.5	24:31.102
13	1	1:39.503	29.059	40.329	30.115	260.2	26:10.605
14	1	1:41.060	29.577	40.794	30.689	262.1	27:51.665
15	1	1:55.655B	31.443	43.343	40.869	259.6	29:47.320
16	1	7:29.650	6:18.284	41.377	29.989	172.5	37:16.970
17	1	1:41.050	29.660	41.228	30.162	262.1	38:58.020
18	1	1:41.627	30.119	41.165	30.343	261.5	40:39.647
19	1	1:42.162	29.442	42.172	30.548	260.2	42:21.809
20	1	1:39.790	29.195	40.696	29.899	260.2	44:01.599
21	1	2:53.006	35.596	1:20.642	56.768	264.1	46:54.605
22	1	1:49.489	37.405	41.686	30.398	215.6	48:44.094
23	1	1:40.566	29.245	40.720	30.601	259.6	50:24.660
24	1	1:39.970	29.231	40.898	29.841	259.0	52:04.630
25	1	1:40.153	29.144	40.884	30.125	260.2	53:44.783
26	1	1:46.606B	29.607	41.737	35.262	262.8	55:31.389
27	2	3:34.234	2:21.162	40.968	32.104	171.7	59:05.623
28	2	1:38.808	29.172	40.342	29.294	260.2	1:00:44.431

58 GG Classics Ligier JS P325 - Toyota
 1.George NAKAS LMP3 Pro/Am
 2.Fraser ROSS

1	1	2:49.799	1:28.974	46.790	34.035	162.4	2:49.799
2	1	1:49.104	33.181	44.242	31.708	255.3	4:38.900
3	1	1:46.722	31.193	43.455	32.074	258.4	6:25.622
4	1	1:46.891	31.236	44.025	31.630	259.6	8:12.513



LE MANS CUP



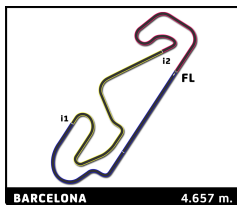
Michelin Le Mans Cup Barcelona Round Free Practice 2

Sector Analysis

Lap under Red Flag Invalidated Lap Personal Best Session Best B Crossing the pit lane

Lap	D	Time	Sector 1	Sector 2	Sector 3	T. Spd	Elapsed	Lap	D	Time	Sector 1	Sector 2	Sector 3	T. Spd	Elapsed	
5	1	1:45.151	30.984	42.592	31.575	256.5	9:57.664	16	2	1:42.073	30.193	41.320	30.560	260.2	40:49.827	
6	1	1:46.124	30.938	42.870	32.316	257.8	11:43.788	17	2	1:40.148	29.191	41.091	29.866	259.0	42:29.975	
7	1	1:46.255	31.102	43.563	31.590	259.0	13:30.043	18	2	1:50.392	B	29.062	42.940	38.390	262.1	44:20.367
8	1	1:49.757	33.044	44.623	32.090	221.3	15:19.800	19	2	4:59.712	3:39.241	46.337	34.134	130.1	49:20.079	
9	1	3:06.911	49.790	1:20.557	56.564	217.3	18:26.711	20	2	1:43.643	31.066	41.785	30.792	256.5	51:03.722	
10	1	2:24.750	B	55.590	44.257	44.903	79.9	20:51.461	21	2	1:40.023	29.246	40.242	30.535	257.8	52:43.745
11	2	4:28.984	3:13.706	43.718	31.560	172.2	25:20.445	22	2	1:46.535	31.166	43.963	31.406	258.4	54:30.280	
12	2	1:42.447	29.953	41.735	30.759	255.9	27:02.892	23	2	1:38.461	28.845	40.423	29.193	258.4	56:08.741	
13	2	1:42.319	29.616	42.038	30.665	257.8	28:45.211	24	2	1:54.805	B	31.071	44.473	39.261	260.9	58:03.546
14	2	1:42.534	30.051	41.947	30.536	262.1	30:27.745	65 Team Motopark Mercedes AMG GT3								
15	2	1:40.934	29.460	41.379	30.095	260.2	32:08.679	1.Heiko NEUMANN GT3								
16	2	1:40.763	29.313	41.227	30.223	260.9	33:49.442	2.Lukas DUNNER								
17	2	1:40.958	29.388	41.507	30.063	261.5	35:30.400	1	2	4:05.046	B	2:39.691	46.321	39.034	168.7	4:05.046
18	2	1:43.452	29.647	42.552	31.253	262.8	37:13.852	2	2	4:31.604	B	3:11.061	43.836	36.707	149.4	8:36.650
19	2	1:42.845	29.454	41.189	32.202	263.4	38:56.697	3	2	4:22.126	3:08.818	42.330	30.978	158.6	12:58.776	
20	2	1:42.442	30.475	41.601	30.366	261.5	40:39.139	4	2	1:43.131	30.154	42.272	30.705	259.0	14:41.907	
21	2	1:44.568	29.641	42.739	32.188	261.5	42:23.707	5	2	2:34.419	30.818	1:07.712	55.889	254.7	17:16.326	
22	2	1:40.882	29.558	41.219	30.105	261.5	44:04.589	6	2	2:39.321	1:11.133	57.189	30.999	79.6	19:55.647	
23	2	2:53.692	37.389	1:19.975	56.328	261.5	46:58.281	7	2	1:42.620	30.222	41.744	30.654	256.5	21:38.267	
24	2	1:50.904	37.282	43.338	30.284	215.6	48:49.185	8	2	1:42.731	30.156	41.913	30.662	256.5	23:20.998	
25	2	1:42.929	29.330	41.897	31.702	260.9	50:32.114	9	2	1:45.001	30.236	42.150	32.615	257.8	25:05.999	
26	2	1:48.194	B	29.486	41.284	37.424	260.9	52:20.308	10	2	1:43.511	30.185	41.929	31.397	255.9	26:49.510
27	2	3:17.463	1:57.719	45.910	33.834	157.9	55:37.771	11	2	2:06.924	B	33.661	50.179	43.084	248.8	28:56.434
28	2	1:50.873	33.138	44.839	32.896	232.8	57:28.644	12	1	6:22.011	5:03.395	45.249	33.367	153.2	35:18.445	
29	2	1:55.698	B	31.446	44.170	40.082	255.9	59:24.342	13	1	1:49.351	31.767	44.800	32.784	255.3	37:07.796
62 Bretton Racing Ligier JS P325 - Toyota								65 Team Motopark Mercedes AMG GT3								
1.Ben STONE LMP3 Pro/Am								1.Heiko NEUMANN GT3								
2.Dane ARENSEN								2.Lukas DUNNER								
1	1	2:22.869	1:00.160	47.718	34.991	145.2	2:22.869	1	2	4:05.046	B	2:39.691	46.321	39.034	168.7	4:05.046
2	1	1:44.122	30.687	42.214	31.221	254.7	4:06.991	2	2	4:31.604	B	3:11.061	43.836	36.707	149.4	8:36.650
3	1	1:43.334	30.353	42.052	30.929	257.8	5:50.325	3	2	4:22.126	3:08.818	42.330	30.978	158.6	12:58.776	
4	1	1:42.832	30.078	42.023	30.731	259.0	7:33.157	4	2	1:43.131	30.154	42.272	30.705	259.0	14:41.907	
5	1	1:42.530	29.914	41.872	30.744	260.2	9:15.687	5	2	2:34.419	30.818	1:07.712	55.889	254.7	17:16.326	
6	1	1:44.002	29.915	43.083	31.004	259.0	10:59.689	6	2	2:39.321	1:11.133	57.189	30.999	79.6	19:55.647	
7	1	1:50.673	30.364	44.208	36.101	261.5	12:50.362	7	2	1:42.620	30.222	41.744	30.654	256.5	21:38.267	
64 M Racing Ligier JS P325 - Toyota								66 Rinaldi Racing Ligier JS P325 - Toyota								
1.Michael DOPPELMAYR LMP3 Pro/Am								1.Steve PARROW LMP3 Pro/Am								
2.Pierre KAFFER								2.Griffin PEEBLES								
1	2	2:56.070	B	1:24.213	49.487	42.370	137.4	2:56.070	1	2	6:50.774	5:37.083	43.054	30.637	174.2	6:50.774
2	2	3:10.118	1:51.745	46.544	31.829	153.8	6:06.188	2	2	1:40.407	29.574	40.906	29.927	259.6	8:31.181	
3	2	1:43.180	30.569	42.212	30.399	254.1	7:49.368	3	2	1:40.042	29.420	41.035	29.587	265.4	10:11.223	
4	2	1:41.908	30.179	41.542	30.187	256.5	9:31.276	4	2	4:39.933	29.505	41.065	29.363	268.7	11:51.156	
5	2	1:40.222	29.309	40.944	29.969	258.4	11:11.498	5	2	1:38.976	28.666	40.175	30.135	266.0	13:30.132	
6	2	1:39.890	29.089	40.766	30.035	261.5	12:51.388	6	2	1:41.551	29.864	40.494	31.193	255.9	15:11.683	
7	2	1:39.897	29.156	41.029	29.712	259.6	14:31.285	7	2	2:59.155	42.759	1:20.120	56.276	262.8	18:10.838	
8	2	2:29.480	B	30.692	1:01.796	56.992	259.0	17:00.765	8	2	2:14.436	1:00.469	43.864	30.103	79.6	20:25.274
9	2	8:14.037	6:59.636	42.537	31.864	166.4	25:14.802	9	2	1:38.973	28.984	40.237	29.752	262.1	22:04.247	
10	2	1:41.631	29.463	41.412	30.756	259.0	26:56.433	10	2	1:45.554	B	28.797	41.675	35.082	264.1	23:49.801
11	2	1:42.346	29.148	41.589	31.609	259.0	28:38.779	70 Gebhardt Motorsport Duqueine D09 - Toyota								
12	2	1:39.647	29.089	40.801	29.757	259.0	30:18.426	1.Oscar Andres TUNJO LMP3								
13	2	1:39.886	29.470	40.739	29.677	261.5	31:58.312	2.Valentino CATALANO								
14	2	1:51.050	B	29.591	41.739	39.720	262.8	33:49.362	1	1	5:16.576	3:58.280	45.574	32.722	161.7	5:16.576
15	2	5:18.392	3:55.330	44.189	38.873	172.0	39:07.754	2	1	1:45.412	30.554	43.699	31.159	255.9	7:01.988	
								3	1	1:40.290	29.567	41.077	29.646	260.2	8:42.278	

LE MANS CUP



Michelin Le Mans Cup Barcelona Round Free Practice 2

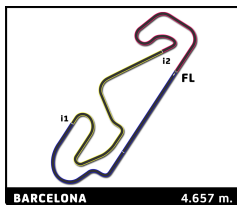
Sector Analysis

Lap under Red Flag Invalidated Lap Personal Best Session Best Crossing the pit lane

Lap	D	Time	Sector 1	Sector 2	Sector 3	T. Spd	Elapsed	Lap	D	Time	Sector 1	Sector 2	Sector 3	T. Spd	Elapsed
4	1	1:40.314	29.385	40.897	30.032	261.5	10:22.592	26	2	1:46.427 B	29.370	40.892	36.165	257.8	55:19.086
5	1	1:40.178	29.113	40.820	30.245	261.5	12:02.770	27	2	4:43.563	3:24.152	46.995	32.416	128.3	1:00:02.649
6	1	1:45.236	29.747	41.098	34.391	262.8	13:48.006	74 Team Virage Ligier JS P325 - Toyota LMP3							
7	1	1:41.372	30.329	41.015	30.028	259.0	15:29.378	1.Samir BEN							
8	1	3:24.713	1:08.131	1:20.202	56.380	79.8	18:54.091	2.Mikael PITAMBER							
9	1	1:50.997	38.527	42.180	30.290	213.4	20:45.088	1	2	2:08.923	51.310	45.646	31.967	170.3	2:08.923
10	1	1:42.306	29.362	41.249	31.695	260.9	22:27.394	2	2	1:43.171	30.474	42.268	30.429	254.7	3:52.094
11	1	1:40.012	29.375	40.708	29.929	261.5	24:07.406	3	2	1:41.439	29.630	41.479	30.330	256.5	5:33.533
12	1	1:40.013	29.405	40.770	29.838	261.5	25:47.419	4	2	1:41.693	30.178	41.475	30.404	259.6	7:15.226
13	1	1:40.328	29.370	40.990	29.968	262.1	27:27.747	5	2	1:40.250	29.234	41.118	29.898	259.6	8:55.476
14	1	1:42.339	29.739	41.762	30.838	264.1	29:10.086	6	2	1:40.804	29.480	41.319	30.005	260.2	10:36.280
15	1	1:48.930 B	29.999	42.034	36.897	262.8	30:59.016	7	2	1:44.751	29.578	43.732	31.441	262.8	12:21.031
16	2	4:23.211	3:08.751	43.060	31.400	177.6	35:22.227	8	2	1:44.341	29.499	41.528	33.314	260.9	14:05.372
17	2	1:45.787	30.459	42.681	32.647	259.0	37:08.014	9	2	2:02.562 B	29.732	41.817	51.013	259.6	16:07.934
18	2	1:44.079	30.747	42.313	31.019	261.5	38:52.093	10	2	9:22.454	8:10.013	41.829	30.612	178.2	25:30.388
19	2	1:43.747	30.225	42.785	30.737	260.2	40:35.840	11	2	1:43.747	29.684	41.379	32.684	255.9	27:14.135
20	2	1:42.791	29.941	42.094	30.756	259.6	42:18.631	12	2	1:40.850	29.652	41.277	29.921	255.9	28:54.985
21	2	1:42.507	29.912	42.004	30.591	260.2	44:01.138	13	2	1:48.626 B	29.563	41.353	37.710	260.2	30:43.611
22	2	2:48.477	32.240	1:20.214	56.023	261.5	46:49.615	14	1	4:22.854	3:09.224	42.783	30.847	178.8	35:06.465
23	2	1:56.638	41.840	43.105	31.693	198.5	48:46.253	15	1	1:43.156	30.136	42.214	30.806	259.6	36:49.621
24	2	1:44.353	30.815	42.347	31.191	262.1	50:30.606	16	1	1:43.467	30.501	42.447	30.519	257.8	38:33.088
25	2	1:42.586	30.055	41.918	30.613	257.8	52:13.192	17	1	1:43.311	29.850	43.067	30.394	259.0	40:16.399
26	2	1:42.552	29.948	41.922	30.682	259.6	53:55.744	18	1	1:41.642	29.692	41.436	30.514	257.8	41:58.041
27	2	1:42.884	29.944	42.163	30.777	259.6	55:38.628	19	1	1:42.816	29.742	42.030	31.044	260.2	43:40.857
28	2	1:48.400 B	30.054	42.033	36.313	261.5	57:27.028	20	1	2:34.360	29.727	1:08.317	56.316	259.0	46:15.217
71 Rinaldi Racing Ligier JS P325 - Toyota LMP3 Pro/Am								77 Reiter Engineering Ligier JS P325 - Toyota LMP3 Pro/Am							
1.Stefan AUST								1.Horst FELBERMAYR							
2.Felipe FERNANDEZ-LASE								2.Horst Felix FELBERMAYR							
1	1	2:20.179	58.914	48.639	32.626	148.1	2:20.179	1	2	2:40.073	1:19.644	47.706	32.723	173.9	2:40.073
2	1	1:45.194	30.945	43.249	31.000	254.1	4:05.373	2	2	1:44.894	32.304	42.380	30.210	232.3	4:24.967
3	1	1:43.237	30.823	42.013	30.401	254.1	5:48.610	3	2	1:50.607	30.033	42.496	38.078	264.1	6:15.574
4	1	1:42.402	29.748	42.211	30.443	255.9	7:31.012	4	2	1:48.609	29.887	45.330	33.392	261.5	8:04.183
5	1	1:41.329	29.687	41.322	30.320	257.8	9:12.341	5	2	1:41.865	29.396	41.990	30.479	261.5	9:46.048
6	1	1:41.136	29.645	41.331	30.160	256.5	10:53.477	6	2	1:44.833	30.842	41.869	32.122	264.7	11:30.881
7	1	1:42.668	30.131	41.563	30.974	259.0	12:36.145	7	2	1:58.890 B	29.735	48.246	40.909	263.4	13:29.771
8	1	1:42.178	29.742	41.768	30.668	258.4	14:18.323	8	2	5:28.710 B	3:11.458	1:20.316	56.936	79.7	18:58.481
9	1	2:09.665 B	31.041	41.891	56.733	258.4	16:27.988	9	2	4:21.691	3:08.001	41.464	32.226	179.1	23:20.172
10	1	4:30.448	3:16.220	43.242	30.986	178.2	20:58.436	10	2	1:43.684	30.013	42.894	30.774	259.0	25:03.853
11	1	1:45.318	29.863	42.431	33.024	257.8	22:43.754	11	2	1:41.144	29.660	41.691	29.793	257.8	26:44.997
12	1	1:42.228	29.705	41.950	30.573	259.0	24:25.982	12	2	1:47.191 B	29.362	41.589	36.240	259.0	28:32.188
13	1	1:42.044	29.885	41.770	30.359	257.8	26:07.996	13	1	4:43.020	3:26.543	44.907	31.570	144.6	33:15.208
14	1	1:43.530	29.645	41.863	32.022	258.4	27:51.526	14	1	1:45.008	30.361	42.881	31.766	259.6	35:00.216
15	1	1:49.613 B	30.782	42.166	36.665	260.2	29:41.139	15	1	1:44.030	30.791	42.127	31.112	255.9	36:44.246
16	2	4:26.168	3:06.592	41.420	38.156	176.8	34:07.307	16	1	1:43.706	29.868	42.204	31.634	259.0	38:27.952
17	2	1:41.234	29.738	41.079	30.417	257.1	35:48.541	17	1	1:46.009	30.133	42.369	33.507	258.4	40:13.961
18	2	1:40.125	29.318	40.809	29.998	259.0	37:28.666	18	1	1:43.254	30.085	42.122	31.047	260.9	41:57.215
19	2	1:48.145	31.296	45.128	31.721	259.6	39:16.811	19	1	1:43.035	30.133	42.025	30.877	259.0	43:40.250
20	2	1:49.938 B	29.737	41.855	38.346	257.8	41:06.749	20	1	2:35.016 B	29.785	1:08.229	57.002	261.5	46:15.266
21	2	5:10.522	3:05.508	1:08.552	56.462	174.2	46:17.271								
22	2	2:10.968	57.369	42.091	31.508	79.9	48:28.239								
23	2	1:42.362	30.232	41.890	30.240	256.5	50:10.601								
24	2	1:40.556	29.498	41.030	30.028	257.8	51:51.157								
25	2	1:41.502	29.446	41.656	30.400	259.0	53:32.659								



LE MANS CUP



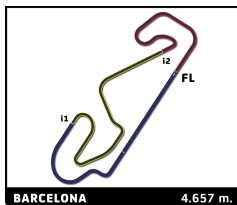
Michelin Le Mans Cup Barcelona Round Free Practice 2

Sector Analysis

Lap under Red Flag										Invalidated Lap		Personal Best		Session Best		B Crossing the pit lane					
Lap	D	Time	Sector 1	Sector 2	Sector 3	T. Spd	Elapsed	Lap	D	Time	Sector 1	Sector 2	Sector 3	T. Spd	Elapsed						
21	2	4:29.883	B	3:11.043	42.830	36.010	177.9	50:45.149	16	1	1:44.408	30.316	42.406	31.686	260.2	31:16.170					
22	2	4:24.504	B	3:07.312	44.478	35.714	179.1	55:09.653	17	1	1:44.351	30.276	42.550	31.525	260.9	33:00.521					
23	2	4:54.126		3:36.181	41.974	35.971	179.1	1:00:03.779	18	1	1:50.891	B	30.316	42.467	38.108	257.1	34:51.412				
83 Iron Dames 1. Vanina ICKX 2. Marta GARCIA LOPEZ <small>Porsche 911 GT3 R (992) GT3</small>								85 R-race GP 1. Hugo SCHWARZE 2. Hadrien DAVID <small>Duqueine D09 - Toyota LMP3</small>													
1	1	3:06.730		1:43.072	48.083	35.575	143.4	3:06.730	1	2	2:26.855	1:05.765	47.350	33.740	146.1	2:26.855					
2	1	1:50.618		32.633	45.158	32.827	251.7	4:57.348	2	2	1:50.484	32.691	44.743	33.050	236.3	4:17.339					
3	1	1:46.247		30.884	43.611	31.752	255.3	6:43.595	3	2	1:44.660	31.112	42.465	31.083	253.5	6:01.999					
4	1	1:46.080		30.893	43.224	31.963	255.3	8:29.675	4	2	2:00.906	B	32.227	46.551	42.128	256.5	8:02.905				
5	1	1:46.511		31.177	43.592	31.742	254.1	10:16.186	5	1	3:30.838	2:17.179	42.664	30.995	177.6	11:33.743					
6	1	1:48.084		30.767	44.111	33.206	255.3	12:04.270	6	1	1:44.122	31.226	41.975	30.921	261.5	13:17.865					
7	1	1:47.419		30.808	43.381	33.230	254.7	13:51.689	7	1	1:43.031	30.345	42.131	30.555	263.4	15:00.896					
8	1	2:01.496	B	31.556	43.461	46.479	252.9	15:53.185	8	1	2:42.940	29.627	1:17.011	56.302	260.9	17:43.836					
9	1	4:48.018		3:30.583	43.680	33.755	79.8	20:41.203	9	1	2:28.945	1:11.066	47.142	30.737	79.6	20:12.781					
10	1	1:48.286		32.398	43.976	31.912	254.1	22:29.489	10	1	1:41.619	29.874	41.490	30.255	260.9	21:54.400					
11	1	1:46.979		30.907	43.339	32.733	255.3	24:16.468	11	1	1:40.376	29.535	40.886	29.955	261.5	23:34.776					
12	1	1:48.064		30.812	44.395	32.857	254.7	26:04.532	12	1	1:40.881	29.894	40.921	30.066	262.1	25:15.657					
13	1	1:46.650		31.119	43.218	32.313	252.9	27:51.182	13	1	1:42.744	29.536	41.260	31.948	262.8	26:58.401					
14	1	1:47.413		31.196	43.785	32.432	255.9	29:38.595	14	1	1:41.495	29.856	41.143	30.496	259.0	28:39.896					
15	1	1:46.956		30.738	43.945	32.273	254.7	31:25.551	15	1	1:41.244	29.680	41.331	30.233	262.8	30:21.140					
16	1	1:47.314		30.949	43.636	32.729	256.5	33:12.865	16	1	1:40.337	29.514	40.828	29.995	262.1	32:01.477					
17	1	1:47.183		30.846	44.016	32.321	253.5	35:00.048	17	1	1:41.438	29.558	41.892	29.988	262.1	33:42.915					
18	1	1:49.299		31.770	44.079	33.450	254.7	36:49.347	18	1	1:46.217	B	29.432	41.363	35.422	261.5	35:29.132				
19	1	1:48.733		32.297	43.986	32.450	250.6	38:38.080	19	2	4:22.064	3:09.651	41.667	30.746	175.0	39:51.196					
20	1	1:54.027	B	31.275	43.901	38.851	256.5	40:32.107	20	2	1:41.579	29.798	41.594	30.187	260.2	41:32.775					
21	2	4:47.418		3:08.638	43.771	55.009	172.0	45:19.525	21	2	1:42.089	29.629	42.056	30.404	259.6	43:14.864					
22	2	2:40.424		1:11.185	56.961	32.278	80.0	47:59.949	22	2	2:05.057	29.356	41.031	54.670	261.5	45:19.921					
23	2	1:44.939		31.058	42.585	31.296	253.5	49:44.888	23	2	2:36.682	1:11.231	54.605	30.846	79.8	47:56.603					
24	2	1:44.908		30.690	42.404	31.814	255.9	51:29.796	24	2	1:41.639	29.884	41.695	30.060	260.2	49:38.242					
25	2	1:44.585		30.812	42.513	31.260	254.7	53:14.381	25	2	1:40.242	29.352	41.016	29.874	261.5	51:18.484					
26	2	1:44.353		30.619	42.540	31.194	254.7	54:58.734	26	2	1:39.962	29.216	40.883	29.863	260.9	52:58.446					
27	2	1:44.595		30.593	42.812	31.190	255.9	56:43.329	27	2	1:40.612	29.280	41.127	30.205	260.9	54:39.058					
28	2	1:44.301		30.850	42.356	31.095	254.1	58:27.630	28	2	1:48.431	29.540	46.794	32.097	262.1	56:27.489					
29	2	1:43.806		30.417	42.273	31.116	256.5	1:00:11.436	29	2	1:41.547	29.784	41.631	30.132	262.8	58:09.036					
84 ANS Motorsport 1. Julien LEMOINE 2. Paul TROJANI <small>Ligier JS P325 - Toyota LMP3 Pro/Am</small>								86 R-race GP 1. Joel GRANFORS 2. Edgar PIERRE <small>Duqueine D09 - Toyota LMP3</small>													
1	2	1:49.814		35.995	43.223	30.596	172.0	1:49.814	1	2	2:42.390	1:17.178	48.486	36.726	142.1	2:42.390					
2	2	1:41.641		30.029	41.476	30.136	254.7	3:31.455	2	2	1:50.482	32.880	44.772	32.830	237.4	4:32.872					
3	2	1:41.376		29.555	41.557	30.264	259.0	5:12.831	3	2	1:49.985	33.795	43.904	32.286	254.1	6:22.857					
4	2	1:40.939		29.974	41.042	29.923	259.6	6:53.770	4	2	2:04.912	B	33.000	48.302	43.610	256.5	8:27.769				
5	2	1:41.185		29.541	41.602	30.042	260.2	8:34.955	5	2	4:54.400	3:39.824	43.010	31.566	174.8	13:22.169					
6	2	1:41.725		29.592	41.767	30.366	261.5	10:16.680	6	2	1:43.023	29.987	42.095	30.941	260.2	15:05.192					
7	2	1:43.509		30.378	41.773	31.358	261.5	12:00.189	7	2	2:50.070	33.575	1:20.230	56.265	260.9	17:55.262					
8	2	1:48.677	B	29.859	42.425	36.393	260.9	13:48.866	8	2	2:23.609	1:09.415	43.389	30.805	79.8	20:18.871					
9	1	4:58.483		2:41.333	1:20.530	56.620	79.7	18:47.349	9	2	1:41.931	29.792	41.544	30.595	259.6	22:00.802					
10	1	2:01.086		45.458	43.794	31.834	184.9	20:48.435													
11	1	1:44.787		30.725	42.555	31.507	256.5	22:33.222													
12	1	1:44.139		30.245	42.324	31.570	257.8	24:17.361													
13	1	1:45.273		30.674	42.968	31.631	257.1	26:02.634													
14	1	1:44.904		30.277	43.111	31.516	257.8	27:47.538													
15	1	1:44.224		30.172	42.712	31.340	259.0	29:31.762													



LE MANS CUP



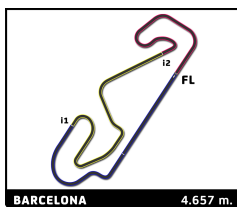
Michelin Le Mans Cup Barcelona Round Free Practice 2

Sector Analysis

Lap under Red Flag Invalidated Lap Personal Best Session Best B Crossing the pit lane

Lap	D	Time	Sector 1	Sector 2	Sector 3	T. Spd	Elapsed	Lap	D	Time	Sector 1	Sector 2	Sector 3	T. Spd	Elapsed								
10	2	1:44.655	29.678	44.138	30.839	262.8	23:45.457	4	2	2:04.977 B	33.172	48.124	43.681	230.3	8:30.006								
11	2	1:41.209	29.661	41.163	30.385	261.5	25:26.666	5	1	4:45.081	3:22.319	48.183	34.579	170.6	13:15.087								
12	2	1:41.122	29.540	41.282	30.300	262.1	27:07.788	6	1	1:49.702	32.304	44.823	32.575	248.8	15:04.789								
13	2	1:41.708	29.368	41.176	31.164	262.8	28:49.496	7	1	3:03.348	37.959	1:27.270	58.119	255.3	18:08.137								
14	2	1:42.090	30.041	41.308	30.744	260.2	30:31.586	8	1	2:20.635	1:02.552	44.823	33.260	79.7	20:28.772								
15	2	1:44.041	30.786	42.198	31.057	264.1	32:15.627	9	1	1:45.577	30.879	43.059	31.639	255.9	22:14.349								
16	2	1:42.714	29.924	41.724	31.066	264.7	33:58.341	10	1	1:44.801	30.876	42.471	31.454	255.3	23:59.150								
17	2	1:48.361 B	30.039	41.434	36.888	264.1	35:46.702	11	1	1:43.944	30.588	42.282	31.074	257.1	25:43.094								
18	1	4:21.214	3:07.661	42.449	31.104	178.5	40:07.916	12	1	1:43.275	30.153	42.242	30.880	259.0	27:26.369								
19	1	1:44.257	30.523	42.502	31.232	260.2	41:52.173	13	1	1:43.270	30.266	42.156	30.848	257.8	29:09.639								
20	1	1:45.803	30.598	42.341	32.864	260.2	43:37.976	14	1	1:43.117	30.091	42.149	30.877	259.6	30:52.756								
21	1	2:29.276	30.586	1:02.553	56.137	260.9	46:07.252	15	1	1:42.554	30.104	41.838	30.612	259.0	32:35.310								
22	1	2:20.244	1:03.334	43.695	33.215	79.8	48:27.496	16	1	1:49.716	34.498	44.114	31.104	258.4	34:25.026								
23	1	1:46.195	30.804	43.188	32.203	258.4	50:13.691	17	1	1:51.358 B	30.741	42.303	38.314	259.0	36:16.384								
24	1	1:43.820	30.495	42.240	31.085	259.6	51:57.511	18	2	4:29.334	3:14.959	43.279	31.096	178.5	40:45.718								
25	1	1:42.446	30.141	41.812	30.493	260.2	53:39.957	19	2	1:42.412	29.951	41.753	30.708	259.0	42:28.130								
26	1	1:42.071	29.814	41.682	30.575	260.9	55:22.028	20	2	1:44.289	29.818	43.781	30.690	260.9	44:12.419								
27	1	1:41.695	29.781	41.606	30.308	262.8	57:03.723	21	2	2:55.076	43.663	1:20.241	51.172	260.9	47:07.495								
28	1	1:41.792	29.934	41.503	30.355	262.1	58:45.515	22	2	1:45.861	30.959	42.550	32.352	250.6	48:53.356								
29	1	1:43.228	30.064	42.227	30.937	264.7	1:00:28.743	23	2	1:44.884	32.485	41.861	30.538	255.3	50:38.240								
87	CLX Motorsport		Ligier JS P325 - Toyota																				
	1. Alvisè RODELLA		LMP3																				
	2. Pierre-Alexandre PROVOS																						
	1	1	1:56.432	41.644	43.722	31.066	169.5	1:56.432	24	2	1:40.771	29.524	41.005	30.242	259.6	52:19.011							
	2	1	1:41.842	30.132	41.655	30.055	255.9	3:38.274	25	2	1:40.950	29.601	41.225	30.124	261.5	53:59.961							
	3	1	1:40.982	29.223	41.025	29.834	260.9	5:18.356	26	2	1:40.346	29.350	41.017	29.979	261.5	55:40.307							
	4	1	1:41.940	29.441	41.759	30.740	263.4	7:00.266	27	2	1:41.265	29.931	41.180	30.154	260.9	57:21.572							
	5	1	1:39.261	29.152	40.599	29.510	259.6	8:39.527	28	2	1:39.583	29.371	40.727	29.485	258.4	59:01.155							
	6	1	1:40.486	29.180	41.751	29.555	260.9	10:20.013	29	2	1:39.436	29.105	40.713	29.618	262.1	1:00:40.591							
	7	1	1:40.764	29.285	41.630	29.849	261.5	12:00.777	92							Forestier Racing by VPS							
	8	1	1:40.197	29.419	40.951	29.827	263.4	13:40.974	1. Luciano MORANO							Ligier JS P325 - Toyota							
	9	1	1:50.167 B	29.894	41.389	38.884	254.1	15:31.141	2. Charles ROUSSANNE							LMP3							
	10	2	5:27.953	4:15.699	42.089	30.465	173.6	20:59.094	1	1	1:53.400	39.195	43.194	31.011	168.2	1:53.400	21	2	1:42.267	29.751	42.125	30.391	257.1
11	2	1:43.689	29.596	42.241	31.852	262.1	22:42.783	2	1	1:41.593	29.965	41.493	30.135	252.9	3:34.993	12	1	1:42.056	29.166	41.004	29.886	259.0	41:08.881
12	2	1:39.848	29.450	40.753	29.645	260.9	24:22.631	3	1	1:40.146	29.294	40.918	29.934	257.1	5:15.139	13	1	1:46.338 B	29.569	41.575	35.194	258.4	24:07.048
13	2	1:41.056	29.303	40.937	30.816	259.6	26:03.687	4	1	1:40.450	29.455	41.045	29.950	259.0	6:55.589	14	1	4:23.688 B	3:06.775	41.511	35.402	178.2	28:30.736
14	2	1:41.756	29.496	42.411	29.849	260.2	27:45.443	5	1	1:41.002	29.478	41.587	29.937	258.4	8:36.591	15	2	4:17.813	3:06.531	41.509	29.773	175.9	32:48.549
15	2	1:39.657	29.094	40.738	29.825	262.1	29:25.100	6	1	1:41.067	29.285	41.811	29.971	258.4	10:17.658	16	2	1:39.867	29.180	41.063	29.624	259.6	34:28.416
16	2	1:42.830	29.438	42.304	31.088	264.1	31:07.930	7	1	1:41.799	29.670	41.838	30.291	259.0	11:59.457	17	2	1:40.274	29.066	41.048	30.160	260.9	36:08.690
17	2	1:41.401	29.888	41.521	29.992	260.2	32:49.331	8	1	1:40.789	29.301	41.550	29.938	259.0	13:40.246	18	2	1:40.618	29.240	41.466	29.912	260.9	37:49.308
18	2	1:40.778	29.258	41.190	30.330	262.1	34:30.109	9	1	1:42.785	30.096	41.671	31.018	240.0	15:23.031	19	2	1:39.517	29.161	40.707	29.649	260.2	39:28.825
19	2	1:40.225	29.159	40.793	30.273	262.8	36:10.334	10	1	3:14.049	57.713	1:20.064	56.272	66.3	18:37.080	20	2	1:40.056	29.166	41.004	29.886	259.0	41:08.881
20	2	1:40.101	29.202	40.849	30.050	265.4	37:50.435	11	1	2:01.363	48.527	42.093	30.743	89.3	20:38.443	21	2	1:40.618	29.373	41.036	30.209	262.1	42:49.499
21	2	1:39.573	29.069	40.838	29.666	262.8	39:30.008	12	2	1:46.751 B	29.462	40.995	36.294	257.8	44:36.250	22	2	1:46.179 B	29.189	41.018	35.972	262.8	42:56.177
22	2	1:39.990	29.150	40.991	29.849	260.9	41:09.998	13	1	1:40.618	29.373	41.036	30.209	262.1	42:49.499	23	2	4:20.388	3:08.465	41.590	30.333	144.4	48:56.638
23	2	1:46.179 B	29.189	41.018	35.972	262.8	42:56.177	14	2	1:43.262	30.069	42.834	30.359	260.2	50:39.900	24	2	1:43.262	30.069	42.834	30.359	260.2	50:39.900
88	R-race GP		Duqueine D09 - Toyota																				
	1. Romano RICCI		LMP3 Pro/Am																				
	2. Fabien LAVERGNE																						
1	2	2:46.191	1:10.342	49.543	46.306	120.7	2:46.191	24	2	1:43.262	30.069	42.834	30.359	260.2	50:39.900								
2	2	1:51.496	33.970	45.047	32.479	220.9	4:37.687																
3	2	1:47.342	31.900	43.489	31.953	236.8	6:25.029																

LE MANS CUP



Michelin Le Mans Cup Barcelona Round Free Practice 2

Sector Analysis

Lap under Red Flag Invalidated Lap Personal Best Session Best B Crossing the pit lane

Lap	D	Time	Sector 1	Sector 2	Sector 3	T. Spd	Elapsed	Lap	D	Time	Sector 1	Sector 2	Sector 3	T. Spd	Elapsed	
25	2	1:45.368	B	29.284	40.725	35.359	259.6	52:25.268	16	2	1:39.277	29.002	40.596	29.679	259.0	31:54.959
26	2	4:18.174		3:06.328	41.694	30.152	180.0	56:43.442	17	2	1:39.497	28.995	40.784	29.718	262.8	33:34.456
27	2	1:39.894		29.333	40.964	29.597	257.8	58:23.336	18	2	1:52.732	29.176	47.012	36.544	260.2	35:27.188
28	2	1:40.845		29.374	40.749	30.722	259.0	1:00:04.181	19	2	1:45.826	29.230	40.739	35.857	259.0	37:13.014

95	Ebimotors		Porsche 911 GT3 R (992)												
	1.Fabrizio BROGGI		GT3												
	2.Sergiu NICOLAE														

1	2	3:07.615		1:47.915	46.645	33.055	172.5	3:07.615
2	2	1:48.733		32.428	44.511	31.794	254.7	4:56.348
3	2	1:44.129		30.511	42.418	31.200	255.9	6:40.477
4	2	1:45.272		30.783	42.420	32.069	254.7	8:25.749
5	2	1:44.873		31.035	42.789	31.049	258.4	10:10.622
6	2	1:45.138		30.653	42.681	31.804	259.0	11:55.760
7	2	1:42.921		30.267	41.967	30.687	257.8	13:38.681
8	2	1:53.310	B	30.874	42.236	40.200	245.5	15:31.991
9	1	5:45.907		4:15.811	52.778	37.318	136.7	21:17.898
10	1	1:54.379		33.876	46.373	34.130	250.0	23:12.277
11	1	4:57.154		33.324	47.197	36.633	251.2	25:09.431
12	1	1:48.923		32.397	43.849	32.677	247.1	26:58.354
13	1	1:46.128		31.228	43.074	31.826	254.7	28:44.482
14	1	1:46.070		30.815	43.443	31.812	255.9	30:30.552
15	1	1:52.790		33.844	46.096	32.850	255.9	32:23.342
16	1	1:45.948		31.129	43.338	31.481	254.7	34:09.290
17	1	1:44.744		30.477	42.722	31.545	256.5	35:54.034
18	1	1:52.476	B	30.504	42.581	39.391	256.5	37:46.510
19	2	4:39.155		3:22.008	45.664	31.483	173.9	42:25.665
20	2	1:43.251		30.313	42.297	30.641	257.1	44:08.916
21	2	2:55.767	B	39.626	1:19.763	56.378	259.6	47:04.683
22	2	4:20.512		3:07.549	42.223	30.740	176.5	51:25.195
23	2	1:42.216		30.132	41.708	30.376	257.1	53:07.411
24	2	1:41.914		30.026	41.458	30.430	257.8	54:49.325
25	2	1:41.820		29.891	41.611	30.318	258.4	56:31.145
26	2	1:43.905		30.459	42.970	30.476	257.1	58:15.050
27	2	1:42.961		29.905	42.424	30.632	257.8	59:58.011
28	2	1:49.311	B	30.737	41.953	36.621	247.1	1:01:47.322

97	CLX Motorsport		Ligier JS P325 - Toyota												
	1.Cédric OLTRAMARE		LMP3												
	2.David DROUX														

1	1	1:55.267		40.629	43.401	31.237	165.1	1:55.267
2	1	1:42.270		30.346	41.779	30.145	254.1	3:37.537
3	1	1:40.534		29.473	41.086	29.975	257.8	5:18.071
4	1	1:42.712		30.263	41.807	30.642	259.0	7:00.783
5	1	1:40.414		29.380	40.992	30.042	259.0	8:41.197
6	1	1:40.280		29.328	41.112	29.840	257.8	10:21.477
7	1	1:40.331		29.155	41.063	30.113	260.2	12:01.808
8	1	1:40.818		29.336	41.265	30.217	260.2	13:42.626
9	1	1:41.132		29.529	41.060	30.543	258.4	15:23.758
10	1	3:15.825		59.400	1:20.138	56.287	79.9	18:39.583
11	1	2:12.994	B	47.149	41.705	44.140	128.3	20:52.577
12	2	4:18.813		3:07.166	41.434	30.213	179.4	25:11.390
13	2	1:42.240		30.207	42.021	30.042	259.6	26:53.630
14	2	1:42.333		29.412	41.740	31.181	259.6	28:35.963
15	2	1:39.719		29.320	40.742	29.657	258.4	30:15.682

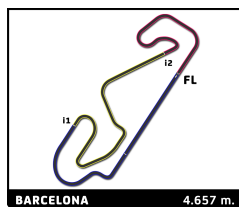
98	Motorsport98		Ligier JS P325 - Toyota												
	1.Eric DE DONCKER		LMP3 Pro/Am												
	2.Gillian HENRION														

1	2	3:18.737		2:03.746	43.669	31.322	173.4	3:18.737
2	2	1:40.911		29.807	41.071	30.033	255.3	4:59.648
3	2	1:40.934		29.365	40.836	30.733	259.6	6:40.582
4	2	1:42.574		29.789	41.058	31.727	258.4	8:23.156
5	2	1:39.460		29.599	40.324	29.537	259.0	10:02.616
6	2	1:39.118		29.031	40.348	29.739	260.2	11:41.734
7	2	1:50.992	B	29.304	42.000	39.688	262.1	13:32.726
8	1	7:28.677		6:10.822	45.547	32.308	153.6	21:01.403
9	1	1:45.564		30.709	43.054	31.801	257.8	22:46.967
10	1	1:47.214		30.677	42.979	33.558	257.1	24:34.181
11	1	1:44.730		30.358	42.259	32.113	257.8	26:18.911
12	1	1:44.948		30.570	42.462	31.916	256.5	28:03.859
13	1	1:44.122		30.343	42.259	31.520	258.4	29:47.981
14	1	1:45.208		30.393	43.185	31.630	257.8	31:33.189
15	1	1:46.711		30.490	44.288	31.933	257.1	33:19.900
16	1	1:45.366		30.646	43.076	31.644	259.0	35:05.266
17	1	1:53.719	B	30.974	44.306	38.439	258.4	36:58.985
18	2	6:33.184		5:21.663	41.422	30.099	176.5	43:32.169
19	2	2:21.218	B	29.364	54.868	56.986	259.0	45:53.387
20	2	3:10.418		1:53.095	45.820	31.503	141.9	49:03.805
21	2	1:52.603	B	30.414	42.644	39.545	254.1	50:56.408

99	More Motorsport		Ligier JS P325 - Toyota												
	1.Mark VAN DER SNEL		LMP3 Pro/Am												
	2.Max VAN DER SNEL JR.														

1	2	2:57.321	B	1:27.918	47.065	42.338	150.6	2:57.321
2	2	8:01.778		6:47.664	43.224	30.890	161.9	10:59.099
3	2	1:43.558		30.194	42.958	30.406	259.6	12:42.657
4	2	1:40.862		29.490	41.520	29.852	258.4	14:23.519
5	2	2:16.318		30.109	49.475	56.734	249.4	16:39.837
6	2	2:58.551		1:11.572	1:15.568	31.411	79.3	19:38.388
7	2	1:43.052		30.109	42.649	30.294	258.4	21:21.440
8	2	1:41.060		29.683	41.175	30.202	260.9	23:02.500
9	2	1:40.863		29.670	41.171	30.022	259.6	24:43.363
10	2	1:40.198		29.272	41.168	29.758	260.2	26:23.561
11	2	1:40.675		29.218	41.026	30.431	259.6	28:04.236
12	2	1:52.164	B	30.915	44.717	36.532	235.8	29:56.400
13	1	3:22.765		2:06.641	43.785	32.339	174.5	33:19.165
14	1	1:45.267		30.806	43.105	31.356	258.4	35:04.432

LE MANS CUP



Michelin Le Mans Cup Barcelona Round Free Practice 2

Sector Analysis

■ Lap under Red Flag
 ■ Invalidated Lap
 ■ Personal Best
 ■ Session Best
 B Crossing the pit lane

Lap	D	Time	Sector 1	Sector 2	Sector 3	T. Spd	Elapsed	Lap	D	Time	Sector 1	Sector 2	Sector 3	T. Spd	Elapsed
15	1	1:45.010	30.598	42.558	31.854	259.0	36:49.442								
16	1	1:46.279	31.703	43.300	31.276	257.1	38:35.721								
17	1	1:43.854	30.384	42.480	30.990	259.0	40:19.575								
18	1	1:47.290	31.196	43.941	32.153	260.9	42:06.865								
19	1	1:43.527	30.530	42.162	30.835	259.6	43:50.392								
20	1	2:41.000	30.041	1:14.309	56.650	259.0	46:31.392								
21	1	2:09.629	54.206	43.994	31.429	79.5	48:41.021								
22	1	1:51.569 B	30.158	42.411	39.000	255.9	50:32.590								
23	2	4:02.538	2:43.330	46.555	32.653	143.8	54:35.128								
24	2	1:51.897	30.547	44.772	36.578	259.0	56:27.025								
25	2	1:40.238	29.666	41.058	29.514	257.1	58:07.263								
26	2	1:57.080 B	31.472	44.842	40.766	230.3	1:00:04.343								