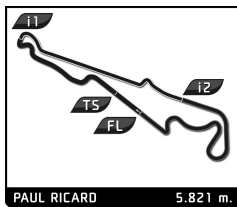


LE MANS CUP



MLMC Collective Test Day Le Castellet Round Afternoon Test

Sector Analysis

Lap under Red Flag Invalidated Lap Personal Best Session Best Crossing the pit lane

Lap	D	Time	Sector 1	Sector 2	Sector 3	T. Spd	Elapsed	Lap	D	Time	Sector 1	Sector 2	Sector 3	T. Spd	Elapsed
20	1	2:08.927	31.682	37.702	59.543	248.3	53:25.713	21	1	2:10.059	33.423	39.461	57.175	242.2	52:17.296
21	1	2:07.993	31.897	37.802	58.294	248.3	55:33.706	22	1	2:06.828	33.276	39.318	54.234	242.7	54:24.124
22	1	2:00.441	31.782	37.933	50.726	248.8	57:34.147	23	1	2:07.831	33.977	39.477	54.377	242.2	56:31.955
23	1	2:00.237	31.636	37.733	50.868	248.3	59:34.384	24	1	2:06.374	33.217	39.427	53.730	242.7	58:38.329
24	1	2:31.585 B	32.737	49.987	1:08.861	249.4	1:02:05.969	25	1	2:08.441	32.923	39.345	56.173	243.2	1:00:46.770

10	Racing Spirit of Lemans	Ligier JS P325 - Toyota
	1. Jean-Ludovic FOUBERT	LMP3 Pro/Am
	2. Antoine DOQUIN	

1	1	4:10.883	2:29.699	46.944	54.240	117.8	4:10.883
2	1	2:06.275	35.583	38.522	52.170	246.0	6:17.158
3	1	2:07.178	32.790	38.023	56.365	248.8	8:24.336
4	1	2:09.249	37.353	39.032	52.834	250.0	10:33.555
5	1	2:03.931	32.663	38.238	53.030	250.0	12:37.486
6	1	2:02.754	32.817	38.265	51.672	250.6	14:40.240
7	1	2:02.451	32.621	38.070	51.760	250.6	16:42.691
8	1	2:03.179	33.037	38.232	51.910	250.0	18:45.870
9	1	3:53.413 B	32.845	38.747	2:41.821	249.4	22:39.283
10	2	2:21.890	48.486	38.447	54.957	151.9	25:01.173
11	2	2:01.809	32.153	37.642	52.014	250.0	27:02.982
12	2	1:59.696	31.834	37.542	50.320	250.0	29:02.678
13	2	1:59.159	31.568	37.391	50.200	251.2	31:01.837
14	2	2:04.850	32.344	37.525	54.981	251.2	33:06.687
15	2	1:59.428	31.706	37.267	50.455	251.7	35:06.115
16	2	11:26.818 B	31.769	37.470	...	251.7	46:32.933
17	1	2:21.020	49.746	38.477	52.797	150.2	48:53.953
18	1	2:04.633	32.957	39.141	52.535	249.4	50:58.586
19	1	2:03.657	33.138	38.603	51.916	248.3	53:02.243
20	1	2:03.073	32.757	38.235	52.081	250.6	55:05.316
21	1	2:05.013	34.507	38.244	52.262	251.2	57:10.329
22	1	2:02.977	32.676	38.204	52.097	251.2	59:13.306

11	Code Racing Development	Aston Martin Vantage GT3 Evo
	1. Philipp SAGER	GT3
	2. Rory VAN DER STEUR	

1	2	4:13.626	2:37.843	40.811	54.972	140.3	4:13.626
2	2	2:07.421	33.694	39.874	53.853	238.4	6:21.047
3	2	2:08.094	33.795	40.614	53.682	239.5	8:29.138
4	2	2:06.557	33.587	39.302	53.668	239.5	10:35.695
5	2	3:22.053 B	33.326	39.892	2:08.835	240.0	13:57.748
6	2	2:35.950	54.072	42.234	59.644	114.3	16:33.698
7	2	2:09.792	35.247	40.810	53.735	221.3	18:43.490
8	2	2:17.121	34.139	42.945	1:00.037	235.8	21:00.611
9	2	2:04.693	33.058	39.038	52.597	239.5	23:05.304
10	2	2:07.204	34.133	39.195	53.876	240.0	25:12.508
11	2	2:05.165	33.006	39.168	52.991	241.6	27:17.673
12	2	4:06.698 B	34.248	40.772	2:51.678	238.9	31:24.371
13	1	2:29.758	51.783	40.467	57.508	138.5	33:54.129
14	1	2:09.134	34.959	40.002	54.173	240.0	36:03.263
15	1	2:06.645	33.479	39.814	53.322	240.0	38:09.878
16	1	2:07.692	33.958	39.526	54.208	241.6	40:17.570
17	1	2:06.206	33.250	39.549	53.407	241.1	42:23.776
18	1	3:17.538	33.206	1:24.997	1:19.335	241.6	45:41.314
19	1	2:18.943	39.906	42.332	56.705	240.5	48:00.257
20	1	2:06.980	33.606	39.478	53.896	242.2	50:07.237

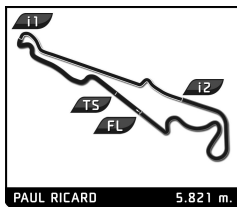
16	Team Virage	Ligier JS P325 - Toyota
	1. Sacha LEHMANN	LMP3
	2. Théo MICOURIS	

1	2	3:07.022	1:25.973	43.753	57.296	137.2	3:07.022
2	2	2:11.145	35.655	40.742	54.748	216.9	5:18.167
3	2	2:13.188	36.678	40.322	56.188	197.1	7:31.355
4	2	2:06.736	34.101	40.551	52.084	246.6	9:38.091
5	2	2:21.603	37.682	45.063	58.858	197.1	11:59.694
6	2	2:01.647	32.235	38.049	51.363	247.1	14:01.341
7	2	2:00.675	32.224	37.866	50.585	247.7	16:02.016
8	2	2:03.230	33.941	38.566	50.723	248.3	18:05.246
9	2	2:01.624	32.527	38.191	50.906	248.3	20:06.870
10	2	2:08.528 B	32.169	38.320	58.039	249.4	22:15.398
11	1	6:02.061	4:30.538	39.045	52.478	138.3	28:17.459
12	1	2:08.055	32.646	40.548	54.861	248.8	30:25.514
13	1	2:01.700	32.371	38.142	51.187	248.8	32:27.214
14	1	2:01.840	32.296	37.950	51.594	251.2	34:29.054
15	1	2:02.232	32.537	38.484	51.211	249.4	36:31.286
16	1	2:03.340	33.222	38.675	51.443	250.0	38:34.626
17	1	2:01.513	32.124	37.887	51.502	250.0	40:36.139
18	1	2:10.492 B	33.989	38.531	57.972	245.5	42:46.631
19	1	6:57.572	5:27.000	38.515	52.057	143.4	49:44.203
20	1	2:02.344	32.471	38.237	51.636	250.0	51:46.547
21	1	2:05.336	32.553	38.893	53.890	251.7	53:51.883
22	1	2:01.327	32.108	37.914	51.305	250.6	55:53.210
23	1	2:02.736	32.009	37.858	52.869	251.7	57:55.946
24	1	2:07.054	33.621	40.184	53.249	250.6	1:00:03.000

17	Kessel Racing	Ferrari 296 GT3
	1. Lorenzo Ferdinando INNOCI	GT3
	2. Andrea BELICCHI	

1	2	4:03.239	2:21.514	42.276	59.449	126.3	4:03.239
2	2	2:08.729	34.522	39.770	54.437	234.8	6:11.968
3	2	2:10.243	34.310	39.866	56.037	235.8	8:22.181
4	2	2:08.561	33.714	40.590	54.257	237.4	10:30.742
5	2	2:07.421	33.545	39.364	54.512	236.8	12:38.163
6	2	2:14.107 B	33.396	39.859	1:00.852	237.9	14:52.270
7	2	4:50.651	3:10.801	42.837	57.013	132.5	19:42.921
8	2	2:13.137	34.901	40.790	57.446	235.8	21:56.058
9	2	2:05.487	33.215	39.175	53.097	237.9	24:01.545
10	2	2:05.080	33.153	38.992	52.935	236.8	26:06.625
11	2	2:05.082	32.934	39.045	53.103	237.9	28:11.707
12	2	2:05.766	33.276	39.301	53.189	238.9	30:17.473
13	2	2:05.877	33.155	39.086	53.636	238.4	32:23.350
14	2	2:05.298	33.023	39.085	53.190	239.5	34:28.648
15	2	2:16.066 B	35.215	40.116	1:00.735	237.4	36:44.714
16	1	5:02.717	3:25.436	41.251	56.030	133.7	41:47.431
17	1	3:03.490	34.831	43.186	1:45.473	237.9	44:50.921
18	1	2:22.791	44.186	41.987	56.618	168.7	47:13.712

LE MANS CUP



MLMC Collective Test Day Le Castellet Round Afternoon Test

Sector Analysis

PAUL RICARD 5.821 m.

Lap under Red Flag Invalidated Lap Personal Best Session Best Crossing the pit lane

Lap	D	Time	Sector 1	Sector 2	Sector 3	T. Spd	Elapsed	Lap	D	Time	Sector 1	Sector 2	Sector 3	T. Spd	Elapsed
19	1	2:08.028	33.981	39.882	54.165	238.9	49:21.740	15	2	2:06.004	33.386	39.303	53.315	239.5	38:13.754
20	1	2:07.658	34.049	39.721	53.888	240.5	51:29.398	16	2	2:09.103	33.525	39.859	55.719	239.5	40:22.857
21	1	2:08.729	33.684	39.842	55.203	240.5	53:38.127	17	2	2:04.653	32.948	38.972	52.733	240.0	42:27.510
22	1	2:07.731	33.708	39.637	54.386	241.1	55:45.858	18	2	4:32.449 B	32.756	1:26.142	2:33.551	241.6	46:59.959
23	1	2:07.445	33.624	39.637	54.184	241.6	57:53.303	19	2	2:25.313	50.458	40.225	54.630	145.7	49:25.272
24	1	2:09.448	33.442	39.780	56.226	240.5	1:00:02.751	20	2	2:04.465	32.836	38.867	52.762	240.0	51:29.737
20 High Class Racing Ligier JS P325 - Toyota								21 2 2:07.047 34.208 39.235 53.604 241.6 53:36.784							
1.Philip LINDBERG LMP3								22 2 2:04.619 32.766 38.999 52.854 241.1 55:41.403							
2.Maximus MAYER								23 2 5:35.727 B 33.546 43.725 4:18.456 241.1 1:01:17.130							

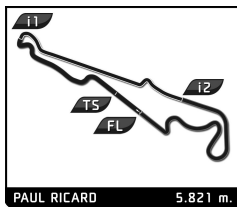
1	1	2:30.844	53.776	41.749	55.319	122.2	2:30.844
2	1	2:07.537	34.606	39.641	53.290	241.1	4:38.381
3	1	2:08.886	34.447	39.777	54.662	245.5	6:47.267
4	1	2:05.328	33.714	39.287	52.327	247.1	8:52.595
5	1	2:04.291	33.150	39.130	52.011	247.1	10:56.886
6	1	2:03.522	32.829	38.487	52.206	247.7	13:00.408
7	1	2:05.474	32.589	38.641	54.244	247.7	15:05.879
8	1	2:03.813	33.335	38.510	51.968	248.8	17:09.692
9	1	2:06.345	34.512	39.172	52.661	247.7	19:16.037
10	1	2:03.618	32.659	38.675	52.284	247.7	21:19.655
11	1	2:05.006	32.664	39.800	52.542	247.7	23:24.661
12	1	2:03.095	32.640	38.498	51.957	247.7	25:27.756
13	1	2:05.066	33.751	39.133	52.182	248.3	27:32.822
14	1	2:02.888	32.578	38.335	51.975	248.8	29:35.710
15	1	2:17.951 B	33.158	41.340	1:03.453	250.0	31:53.661
16	2	5:51.018	4:17.996	40.089	52.933	145.7	37:44.679
17	2	2:02.507	32.492	38.232	51.783	246.6	39:47.186
18	2	2:00.220	31.977	37.891	50.352	247.7	41:47.406
19	2	2:54.473	32.439	39.131	1:42.903	250.0	44:41.879
20	2	2:18.246	47.611	38.617	52.018	79.7	47:00.125
21	2	2:00.051	31.909	37.625	50.517	247.7	49:00.176
22	2	1:59.953	31.634	37.883	50.436	248.3	51:00.129
23	2	1:59.868	31.992	37.644	50.232	249.4	52:59.997
24	2	2:02.073	31.593	38.169	52.311	249.4	55:02.070
25	2	2:00.006	31.577	37.677	50.752	249.4	57:02.076
26	2	1:59.784	31.681	37.438	50.665	249.4	59:01.860
27	2	2:11.970 B	32.185	38.014	1:01.771	250.0	1:01:13.830

23 Biogas Motorsport Ferrari 296 GT3							
1.Josep MAYOLA COMADIR GT3							
2.Marc CAROL YBARRA							
1	1	2:56.451	1:16.021	43.455	56.975	120.7	2:56.451
2	1	2:14.496	36.019	41.059	57.418	234.8	5:10.947
3	1	2:11.344	35.339	40.044	55.961	235.8	7:22.291
4	1	2:12.802	34.861	40.699	57.242	238.9	9:35.093
5	1	2:13.190	36.355	40.814	56.021	208.9	11:48.283
6	1	3:53.232 B	35.525	40.410	2:37.297	238.9	15:41.515
7	1	2:41.116	58.234	44.705	58.177	118.8	18:22.631
8	1	2:15.448	35.678	42.644	57.156	236.3	20:38.079
9	1	2:14.479	36.386	42.235	55.858	237.4	22:52.558
10	1	2:10.470	34.858	40.457	55.155	237.9	25:03.028
11	1	2:14.136	35.530	42.000	56.606	238.9	27:17.164
12	1	2:08.378	34.159	39.954	54.265	238.4	29:25.542
13	1	4:05.581 B	35.011	42.647	2:47.923	238.9	33:31.123
14	2	2:36.627	51.860	39.919	1:04.848	142.9	36:07.750

25 Reiter Engineering Ligier JS P325 - Toyota							
1.Miklas Basil BORN LMP3							
2.Bence VALINT							
1	2	3:03.945	1:24.885	43.299	55.761	118.3	3:03.945
2	2	2:04.664	33.422	38.646	52.596	242.7	5:08.609
3	2	2:03.117	32.552	38.275	52.290	246.6	7:11.726
4	2	2:09.629	35.214	39.107	55.308	247.7	9:21.355
5	2	2:01.415	32.347	38.085	50.983	245.5	11:22.770
6	2	2:02.630	32.402	37.883	52.345	247.1	13:25.400
7	2	2:00.928	32.417	37.811	50.700	247.7	15:26.328
8	2	2:01.460	32.204	37.769	51.487	246.6	17:27.788
9	2	2:04.722	33.315	39.159	52.248	247.1	19:32.510
10	2	2:01.379	32.370	38.093	50.916	246.0	21:33.889
11	2	2:00.849	32.285	37.888	50.676	246.6	23:34.738
12	2	2:01.106	32.057	38.095	50.954	247.7	25:35.844
13	2	2:01.339	32.553	38.033	50.753	246.0	27:37.183
14	2	2:01.164	32.018	38.474	50.672	247.7	29:38.347
15	2	2:04.129	32.115	39.373	52.641	247.7	31:42.476
16	2	2:01.012	32.127	37.899	50.986	247.7	33:43.488
17	2	2:00.123	31.967	37.765	50.391	247.7	35:43.611
18	2	2:00.157	31.978	37.730	50.449	248.3	37:43.768
19	2	2:07.851 B	31.934	38.056	57.861	248.3	39:51.619
20	1	6:50.572	5:20.175	38.840	51.557	80.1	46:42.191
21	1	2:01.437	32.211	38.002	51.224	248.3	48:43.628
22	1	2:01.277	31.932	37.983	51.362	248.3	50:44.905
23	1	1:59.881	31.888	37.830	50.163	248.3	52:44.786
24	1	2:01.933	32.126	38.592	51.215	249.4	54:46.719
25	1	1:59.897	31.813	37.846	50.238	247.7	56:46.616
26	1	2:00.048	31.870	37.770	50.408	249.4	58:46.664
27	1	2:00.424	31.821	37.812	50.791	251.2	1:00:47.088

26 Bretton Racing Ligier JS P325 - Toyota							
1.Haydn CHANCE LMP3							
2.Grégory DE SYBOURG							
1	1	6:12.183	4:39.029	39.686	53.468	144.8	6:12.183
2	1	2:04.135	33.407	38.484	52.244	243.2	8:16.318
3	1	2:03.084	32.671	39.055	51.358	244.3	10:19.402
4	1	2:01.184	32.281	37.901	51.002	246.6	12:20.586
5	1	2:03.127	32.343	38.167	52.617	249.4	14:23.713
6	1	2:01.093	32.248	37.794	51.051	247.7	16:24.806
7	1	2:02.380	32.156	38.170	52.054	247.7	18:27.186
8	1	2:00.640	32.404	37.657	50.579	247.1	20:27.826
9	1	2:01.870	32.054	37.870	51.946	247.7	22:29.696
10	1	2:03.471	32.302	37.960	53.209	248.3	24:33.167
11	1	2:00.704	32.241	37.718	50.745	247.1	26:33.871

LE MANS CUP



MLMC Collective Test Day Le Castellet Round Afternoon Test

Sector Analysis

Lap	D	Time	Sector 1	Sector 2	Sector 3	T. Spd	Elapsed	Lap	D	Time	Sector 1	Sector 2	Sector 3	T. Spd	Elapsed
12	1	4:57.250	B 32.907	37.875	3:46.468	248.3	31:31.121	12	2	2:10.556	B 33.454	38.128	58.974	251.2	27:34.939
13	2	2:24.335	52.382	39.790	52.163	129.2	33:55.456	13	2	4:11.718	2:41.905	38.033	51.780	148.4	31:46.657
14	2	2:04.087	33.174	38.596	52.317	248.8	35:59.543	14	2	2:02.809	32.586	38.307	51.916	249.4	33:49.466
15	2	2:04.042	33.123	38.779	52.140	250.0	38:03.585	15	2	2:00.443	32.096	37.739	50.608	249.4	35:49.909
16	2	2:01.467	32.245	38.097	51.125	247.7	40:05.052	16	2	1:59.585	31.828	37.466	50.291	251.7	37:49.494
17	2	2:01.388	32.274	37.960	51.154	247.7	42:06.440	17	2	2:09.294	B 32.182	38.185	58.927	252.9	39:58.788
18	2	3:08.948	32.600	58.931	1:37.417	248.3	45:15.388	18	1	7:12.319	5:29.277	47.479	55.563	79.1	47:11.107
19	2	4:07.188	B 33.057	38.099	2:56.032	247.1	49:22.576	19	1	2:05.066	32.803	38.189	54.074	250.6	49:16.173
20	2	2:21.060	50.743	39.105	51.212	137.9	51:43.636	20	1	2:01.337	32.466	37.624	51.247	250.0	51:17.510
21	2	2:02.923	33.741	38.415	50.767	248.3	53:46.559	21	1	2:00.634	32.349	37.638	50.647	252.3	53:18.144
22	2	2:01.940	32.918	38.156	50.866	249.4	55:48.499	22	1	2:04.078	33.713	38.528	51.837	251.7	55:22.222
23	2	2:01.596	32.039	38.570	50.987	248.8	57:50.095	23	1	2:00.379	32.206	37.490	50.683	251.2	57:22.601
24	2	2:00.739	32.309	37.862	50.568	251.2	59:50.834	24	1	2:00.411	31.825	37.554	51.032	251.7	59:23.012
25	2	2:01.176	31.961	38.068	51.147	250.0	1:01:52.010	25	1	2:19.041	B 32.587	41.129	1:05.325	251.7	1:01:42.053

27		P4 Racing		Ligier JS P325 - Toyota			
		1.Andrew FERGUSON		LMP3 Pro/Am			
		2.Louis HAMILTON-SMITH					
1	2	2:49.228	1:15.149	40.538	53.541	130.1	2:49.228
2	2	2:06.015	34.043	39.250	52.722	243.8	4:55.243
3	2	2:06.041	32.886	38.806	54.349	246.6	7:01.284
4	2	2:07.409	33.639	38.909	54.861	248.3	9:08.693
5	2	2:03.572	33.119	38.401	52.052	247.1	11:12.265
6	2	5:34.190	B 32.952	38.393	4:22.845	247.7	16:46.455
7	1	2:43.016	58.917	46.721	57.378	115.0	19:29.471
8	1	2:10.751	34.555	40.599	55.597	244.3	21:40.222
9	1	2:11.491	36.028	40.421	55.042	225.0	23:51.713
10	1	2:10.472	34.322	40.014	56.136	244.3	26:02.185
11	1	2:09.288	34.371	40.015	54.902	244.9	28:11.473
12	1	9:41.354	B 36.795	46.593	8:17.966	210.5	37:52.827
13	1	2:35.180	53.201	45.755	56.224	149.2	40:28.007
14	1	2:08.842	34.541	39.720	54.581	246.0	42:36.849
15	1	3:13.688	36.863	1:25.826	1:10.999	246.6	45:50.537
16	1	2:08.489	34.177	39.625	54.687	245.5	47:59.026
17	1	2:07.033	33.713	39.528	53.792	247.7	50:06.059
18	1	2:07.411	33.657	39.646	54.108	247.7	52:13.470
19	1	2:06.923	33.404	39.171	54.348	247.1	54:20.393
20	1	2:08.220	34.022	40.018	54.180	248.3	56:28.613
21	1	2:07.965	33.825	40.830	53.310	249.4	58:36.578
22	1	2:05.460	33.390	38.712	53.358	249.4	1:00:42.038

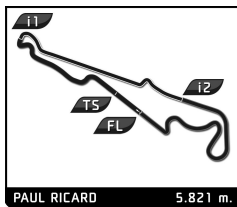
28		23Events Racing		Ligier JS P325 - Toyota			
		1.Terrence WOODWARD		LMP3 Pro/Am			
		2.Tim MERIEUX					
1	1	3:01.509	1:22.299	43.134	56.076	125.6	3:01.509
2	1	2:05.996	33.562	38.820	53.614	244.3	5:07.505
3	1	2:03.976	32.627	38.685	52.664	249.4	7:11.481
4	1	2:04.885	33.785	38.580	52.520	247.1	9:16.366
5	1	2:02.329	32.601	38.030	51.698	248.8	11:18.695
6	1	2:03.932	32.580	38.107	53.245	248.8	13:22.627
7	1	2:01.910	32.429	37.897	51.584	250.0	15:24.537
8	1	2:02.633	32.679	38.306	51.648	250.0	17:27.170
9	1	2:14.657	B 33.881	42.190	58.586	250.0	19:41.827
10	2	3:40.077	2:05.671	41.328	53.078	144.6	23:21.904
11	2	2:02.479	32.875	38.114	51.490	250.0	25:24.383

29		Forestier Racing by VPS		Ligier JS P325 - Toyota			
		1.Louis ROUSSET		LMP3			
		2.Romain FAVRE					
1	2	3:51.664	2:12.762	42.448	56.454	65.5	3:51.664
2	2	3:21.665	B 35.787	41.445	2:04.433	226.9	7:13.329
3	2	7:45.637	B 50.915	41.588	6:13.134	141.5	14:58.966
4	2	2:38.028	B 51.832	40.686	1:05.510	133.8	17:36.994
5	2	18:59.576	...	41.374	55.198	148.6	36:36.570
6	2	2:19.521	B 34.234	40.579	1:04.708	228.8	38:56.091

30		CD Sport		Duqueine D09 - Toyota			
		1.Thomas IMBOURG		LMP3			
		2.Arthur ROGEON					
1	2	3:43.277	2:06.177	42.946	54.154	50.2	3:43.277
2	2	2:05.816	33.890	38.984	52.942	237.4	5:49.093
3	2	2:03.647	33.083	39.076	51.488	248.8	7:52.740
4	2	2:09.684	B 32.612	38.113	58.959	247.7	10:02.424
5	2	9:04.380	7:25.497	44.108	54.775	129.7	19:06.804
6	2	2:07.207	33.965	39.441	53.801	240.0	21:14.011
7	2	2:04.707	33.616	39.542	51.549	250.0	23:18.718
8	2	2:00.322	32.023	37.698	50.601	249.4	25:19.040
9	2	2:00.451	32.369	37.664	50.418	248.8	27:19.491
10	2	2:02.466	32.797	38.908	50.761	251.2	29:21.957
11	2	2:00.158	31.810	37.663	50.685	250.0	31:22.115
12	2	2:06.339	B 31.903	37.753	56.683	249.4	33:28.454
13	1	8:37.115	7:03.243	39.138	54.734	149.2	42:05.569
14	1	3:05.855	32.164	49.879	1:43.812	250.0	45:11.424
15	1	2:09.019	B 32.724	38.398	57.897	246.6	47:20.443
16	1	3:43.009	2:05.315	42.713	54.981	141.9	51:03.452
17	1	2:07.851	33.925	39.395	54.531	247.1	53:11.303
18	1	2:01.248	32.753	38.088	50.407	250.0	55:12.551
19	1	1:59.271	31.624	37.594	50.053	251.7	57:11.822
20	1	2:09.534	31.712	40.871	56.951	250.6	59:21.356
21	1	2:12.397	33.509	37.926	1:00.962	250.0	1:01:33.753

31		CD Sport		Duqueine D09 - Toyota			
		1.Shahan SARKISSIAN		LMP3 Pro/Am			
		2.Kevin RABIN					
1	2	3:09.453	1:34.511	40.790	54.152	145.0	3:09.453
2	2	2:06.010	34.082	39.180	52.748	244.3	5:15.463
3	2	2:05.931	33.332	39.237	53.362	246.0	7:21.394

LE MANS CUP



MLMC Collective Test Day Le Castellet Round Afternoon Test

Sector Analysis

Lap under Red Flag Invalidated Lap Personal Best Session Best B Crossing the pit lane

Lap	D	Time	Sector 1	Sector 2	Sector 3	T. Spd	Elapsed	Lap	D	Time	Sector 1	Sector 2	Sector 3	T. Spd	Elapsed
4	2	2:04.455	33.250	38.933	52.272	247.1	9:25.849	5	1	2:07.573	34.133	40.237	53.203	246.0	12:18.439
5	2	2:04.705	33.300	39.273	52.132	247.7	11:30.554	6	1	2:06.498	33.552	38.860	54.086	247.1	14:24.937
6	2	2:04.016	32.869	38.488	52.659	247.7	13:34.570	7	1	2:06.633	34.170	38.949	53.514	246.6	16:31.570
7	2	2:09.625 B	32.758	38.401	58.466	249.4	15:44.195	8	1	2:09.698	33.686	39.453	56.559	248.3	18:41.268
8	2	9:24.996	7:50.023	41.455	53.518	143.8	25:09.191	9	1	2:09.660	34.900	39.809	54.951	247.7	20:50.928
9	2	2:03.994	33.084	38.594	52.316	244.9	27:13.185	10	1	2:16.816 B	34.140	40.136	1:02.540	247.7	23:07.744
10	2	2:04.333	32.606	38.990	52.737	246.6	29:17.518	11	2	4:37.291	2:53.323	38.884	1:05.084	141.4	27:45.035
11	2	2:03.140	32.815	38.552	51.773	247.7	31:20.658	12	2	2:01.757	32.694	38.323	50.740	248.3	29:46.792
12	2	2:11.597	35.487	39.047	57.063	158.8	33:32.255	13	2	2:12.890	32.593	37.930	1:02.367	248.8	31:59.682
13	2	2:03.001	32.815	38.435	51.751	247.1	35:35.256	14	2	2:04.749	33.785	40.189	50.775	249.4	34:04.431
14	2	2:02.542	32.567	38.312	54.663	247.1	37:37.798	15	2	2:06.191	31.946	37.998	56.247	250.6	36:10.622
15	2	2:11.029 B	33.068	39.341	58.620	248.3	39:48.827	16	2	2:06.686	31.811	38.005	56.870	250.6	38:17.308
16	2	7:44.019	6:11.339	39.870	52.810	150.4	47:32.846	17	2	2:09.232 B	32.543	38.133	58.556	250.0	40:26.540
17	2	2:03.107	32.711	38.460	51.936	248.3	49:35.953	18	1	6:08.975	4:18.854	52.389	57.732	79.7	46:35.515
18	2	2:02.893	33.116	38.392	51.385	248.3	51:38.846	19	1	2:10.236	34.932	40.481	54.823	246.6	48:45.751
19	2	2:01.988	32.469	38.188	51.331	249.4	53:40.834	20	1	2:05.784	33.779	39.361	52.644	247.1	50:51.535
20	2	2:02.235	32.577	38.172	51.486	250.6	55:43.069	21	1	2:05.473	33.779	38.993	52.701	248.3	52:57.008
21	2	2:04.671	32.854	37.924	53.893	250.6	57:47.740	22	1	2:06.211	33.447	38.931	53.833	248.8	55:03.219
22	2	2:02.150	32.196	38.366	51.588	250.6	59:49.890	23	1	2:04.281	33.579	38.808	51.894	248.3	57:07.500
23	2	2:08.664 B	32.394	38.138	58.429	250.0	1:01:58.551	24	1	2:07.335	33.822	39.452	54.061	248.8	59:14.835
								25	1	2:20.105 B	35.312	41.321	1:03.472	249.4	1:01:34.940

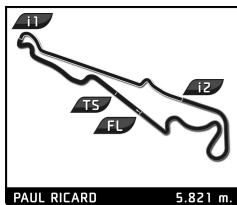
33		Kessel Racing		Ferrari 296 GT3			
		1.Murat Ruhi CUHADAROGI		GT3			
		2.David Cleto FUMANELLI					
1	2	3:54.503	2:14.308	41.541	58.654	138.5	3:54.503
2	2	2:08.599	34.149	40.193	54.257	235.8	6:03.102
3	2	2:05.779	33.090	39.402	53.287	236.8	8:08.881
4	2	2:05.238	33.008	39.190	53.040	237.4	10:14.119
5	2	2:12.842 B	33.027	39.223	1:00.592	237.4	12:26.961
6	2	4:44.630	3:05.295	40.714	58.621	140.6	17:11.591
7	2	2:06.622	33.480	39.537	53.905	238.9	19:18.213
8	2	2:04.897	32.889	39.225	52.783	238.4	21:23.110
9	2	2:11.527 B	32.770	39.206	59.551	238.9	23:34.637
10	2	5:08.674	3:35.250	39.333	54.091	142.1	28:43.311
11	2	2:04.726	32.797	39.050	52.879	240.0	30:48.037
12	2	2:15.114 B	32.754	40.183	1:02.177	238.9	33:03.151
13	1	5:49.205	4:00.735	45.487	1:02.983	98.4	38:52.356
14	1	2:14.705	36.174	41.962	56.569	235.3	41:07.061
15	1	2:21.734	34.550	40.574	1:06.610	236.8	43:28.795
16	1	3:01.272	1:09.117	57.233	54.922	79.4	46:30.067
17	1	2:08.716	34.084	40.044	54.588	237.9	48:38.783
18	1	2:07.931	33.520	39.821	54.590	238.9	50:46.714
19	1	2:08.090	33.931	39.670	54.489	238.4	52:54.804
20	1	2:09.892	33.844	39.966	56.082	238.9	55:04.696
21	1	2:12.597	36.155	44.408	55.334	239.5	57:17.293
22	1	2:08.518	33.794	39.580	55.144	240.0	59:25.811
23	1	2:08.411	34.022	39.586	54.803	238.4	1:01:34.222

34		Inter Europol Competition		Ligier JS P325 - Toyota			
		1.Aristotle BALOGH		LMP3 Pro/Am			
		2.Garett GRIST					
1	1	3:31.824	1:46.235	44.912	1:00.677	112.9	3:31.824
2	1	2:18.302	36.505	41.488	1:00.309	208.9	5:50.126
3	1	2:11.282	35.203	41.106	54.973	246.6	8:01.408
4	1	2:09.458	35.190	40.147	54.121	245.5	10:10.866

49		High Class Racing		Ligier JS P325 - Toyota			
		1.Mark PATTERSON		LMP3 Pro/Am			
		2.Anders FJORBACH					
1	1	2:35.062	57.006	43.183	54.873	115.5	2:35.062
2	1	2:08.617	35.230	40.231	53.156	243.2	4:43.679
3	1	2:07.777	33.734	39.654	54.389	244.9	6:51.456
4	1	2:07.503	34.583	39.580	53.340	242.7	8:58.959
5	1	2:06.525	33.999	39.122	53.404	242.2	11:05.484
6	1	2:08.097	34.422	39.675	54.000	247.1	13:13.581
7	1	2:06.112	33.711	39.214	53.187	246.6	15:19.693
8	1	2:06.779	33.785	39.182	53.812	246.0	17:26.472
9	1	2:07.584	33.783	39.418	54.383	244.9	19:34.056
10	1	2:07.181	33.448	39.097	54.636	244.9	21:41.237
11	1	2:06.740	33.974	39.277	53.489	246.6	23:47.977
12	1	2:05.373	33.311	39.141	52.921	244.3	25:53.350
13	1	2:06.172	33.412	39.347	53.413	247.1	27:59.522
14	1	2:06.211	34.209	39.094	52.908	246.6	30:05.733
15	1	2:18.675 B	35.736	39.498	1:03.441	247.1	32:24.408
16	2	4:15.984	2:46.504	38.460	51.020	153.4	36:40.392
17	2	2:06.032	31.822	37.938	56.272	248.3	38:46.424
18	2	2:05.207	31.721	38.940	54.546	248.3	40:51.631
19	2	2:07.384 B	34.947	38.197	57.267	247.7	42:59.012
20	2	4:07.220	2:33.558	40.719	52.943	79.3	47:06.232
21	2	2:03.944	32.860	38.507	52.577	247.7	49:10.176
22	2	2:00.547	32.275	38.010	50.262	248.8	51:10.723
23	2	2:03.563	32.754	39.101	51.708	247.7	53:14.286
24	2	1:59.460	31.713	37.728	50.019	248.8	55:13.746
25	2	2:11.517	37.384	38.487	55.649	248.3	57:25.263
26	2	1:59.771	31.535	37.478	50.758	248.8	59:25.034
27	2	2:11.488 B	31.514	37.320	1:02.654	249.4	1:01:36.522



LE MANS CUP



MLMC Collective Test Day Le Castellet Round Afternoon Test

Sector Analysis

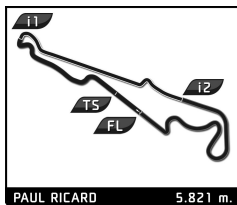
PAUL RICARD 5.821 m.

Lap under Red Flag Invalidated Lap Personal Best Session Best Crossing the pit lane

Lap	D	Time	Sector 1	Sector 2	Sector 3	T. Spd	Elapsed	Lap	D	Time	Sector 1	Sector 2	Sector 3	T. Spd	Elapsed	
50	23Events Racing Ligier JS P325 - Toyota							23	1	2:30.436	B	33.411	53.462	1:03.563	238.9	57:02.908
	1.Léna BÜHLER LMP3							24	1	3:07.728		1:35.779	39.216	52.733	145.0	1:00:10.636
	2.Matteo QUINTARELLI															
	1	2	2:23.901	49.395	39.437	55.069	142.9	2:23.901								
	2	2	2:02.482	32.926	37.623	51.933	250.0	4:26.383								
	3	2	2:03.442	31.922	38.166	53.354	251.7	6:29.825								
	4	2	2:03.395	32.026	38.318	53.051	252.3	8:33.220								
	5	2	1:58.291	31.419	37.182	49.690	251.7	10:31.511								
	6	2	2:03.806	32.049	37.196	54.561	252.9	12:35.317								
	7	2	1:58.064	31.360	37.033	49.671	252.3	14:33.381								
	8	2	1:58.818	31.220	37.107	50.491	254.1	16:32.199								
	9	2	2:00.083	31.993	37.171	50.919	252.3	18:32.282								
	10	2	1:59.197	31.842	37.151	50.204	254.1	20:31.479								
	11	2	2:05.803	B	31.159	37.056	57.588	252.9	22:37.282							
	12	1	11:07.557	9:34.434	39.928	53.195	131.2	33:44.839								
	13	1	2:04.347	32.112	39.772	52.463	249.4	35:49.186								
	14	1	1:58.867	31.665	37.411	49.791	251.7	37:48.053								
	15	1	1:58.259	31.437	37.169	49.653	251.7	39:46.312								
	16	1	1:58.157	31.352	37.164	49.641	251.2	41:44.469								
	17	1	2:46.466	32.043	38.344	1:36.079	251.7	44:30.935								
	18	1	2:21.647	52.570	38.926	50.151	79.2	46:52.582								
	19	1	2:00.405	31.389	37.317	51.699	252.3	48:52.987								
	20	1	2:03.485	32.211	38.000	53.274	252.3	50:56.472								
	21	1	1:58.449	31.407	37.173	49.869	251.7	52:54.921								
	22	1	1:58.356	31.275	37.318	49.763	252.3	54:53.277								
23	1	2:02.296	31.184	37.052	54.060	254.1	56:55.573									
24	1	2:01.508	31.585	37.224	52.699	254.1	58:57.081									
25	1	2:15.719	B	31.224	37.111	1:07.384	252.9	1:01:12.800								
51	AF Corse Ferrari 296 GT3															
	1.Alessandro COZZI GT3															
	2.Eliseo DONNO															
	1	2	2:33.337	51.297	44.892	57.148	123.4	2:33.337								
	2	2	2:17.235	37.553	43.398	56.284	212.6	4:50.572								
	3	2	2:12.210	34.173	41.033	57.004	237.4	7:02.782								
	4	2	2:31.269	B	34.894	48.934	1:07.441	238.4	9:34.051							
	5	2	3:14.230	1:37.746	41.778	54.706	141.9	12:48.281								
	6	2	2:05.724	33.141	39.351	53.232	240.0	14:54.005								
	7	2	2:05.248	33.002	39.231	53.015	239.5	16:59.253								
	8	2	2:04.793	32.895	39.029	52.869	239.5	19:04.046								
	9	2	2:13.202	B	34.127	39.717	59.358	238.9	21:17.248							
	10	1	3:58.498	2:22.748	40.858	54.892	143.8	25:15.746								
	11	1	2:09.034	34.317	40.122	54.592	238.4	27:24.777								
	12	1	2:08.976	34.374	40.209	54.393	238.9	29:33.753								
	13	1	2:18.533	B	34.092	40.477	1:03.964	239.5	31:52.286							
	14	1	4:36.741	2:55.932	43.713	57.096	128.3	36:29.027								
	15	1	2:09.275	34.954	40.327	53.994	237.4	38:38.302								
	16	1	2:06.884	33.564	39.648	53.672	238.9	40:45.186								
	17	1	2:06.583	33.380	39.595	53.608	238.9	42:51.769								
	18	1	3:12.146	57.294	1:19.394	55.458	163.6	46:03.915								
	19	1	2:09.558	34.145	40.262	55.151	238.9	48:13.473								
	20	1	2:06.879	33.678	39.939	53.262	240.0	50:20.352								
	21	1	2:06.155	33.433	39.146	53.576	240.0	52:26.507								
	22	1	2:05.965	33.316	39.141	53.508	240.0	54:32.472								
52	Bretton Racing Ligier JS P325 - Toyota															
	1.Ben STONE LMP3 Pro/Am															
	2.Dane ARENSEN															
	1	1	3:10.692	1:33.535	41.641	55.516	126.9	3:10.692								
	2	1	2:08.328	33.815	39.680	54.833	246.0	5:19.020								
	3	1	2:07.179	34.780	39.258	53.141	217.7	7:26.199								
	4	1	2:08.910	33.252	39.157	56.501	246.0	9:35.109								
	5	1	2:07.848	33.299	39.182	55.337	248.3	11:42.927								
	6	1	2:05.093	33.212	38.909	52.972	247.7	13:48.020								
	7	1	2:05.445	33.279	38.631	53.535	247.1	15:53.465								
	8	1	2:07.617	34.341	40.091	53.185	246.0	18:01.082								
	9	1	2:04.657	33.124	38.862	52.671	246.0	20:05.739								
	10	1	2:04.842	32.840	38.539	53.463	246.6	22:10.581								
	11	1	2:04.070	33.089	38.705	52.276	247.1	24:14.651								
	12	1	2:02.844	32.374	38.689	51.781	247.1	26:17.495								
	13	1	2:02.515	32.298	38.299	51.918	248.3	28:20.010								
	14	1	3:54.253	B	33.111	38.890	2:42.252	248.8	32:14.263							
	15	2	2:23.969	51.499	39.827	52.643	125.4	34:38.232								
	16	2	2:04.628	33.714	38.683	52.231	247.1	36:42.860								
	17	2	2:07.189	33.260	38.552	55.377	249.4	38:50.049								
	18	2	2:06.389	34.963	38.880	52.546	248.3	40:56.438								
	19	2	4:10.407	B	32.970	38.356	2:59.081	249.4	45:06.845							
	20	2	2:28.409	52.306	42.054	54.049	140.4	47:35.254								
	21	2	2:06.893	33.057	38.245	55.591	250.6	49:42.147								



LE MANS CUP



MLMC Collective Test Day
Le Castellet Round
Afternoon Test

Sector Analysis

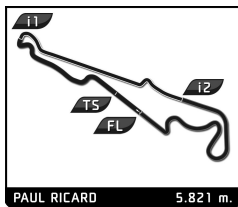
PAUL RICARD 5.821 m.

Lap under Red Flag Invalidated Lap Personal Best Session Best B Crossing the pit lane

Lap	D	Time	Sector 1	Sector 2	Sector 3	T. Spd	Elapsed	Lap	D	Time	Sector 1	Sector 2	Sector 3	T. Spd	Elapsed
22	2	2:03.585	32.855	38.775	51.955	249.4	51:45.732	2	1	2:13.904	35.528	41.001	57.375	243.8	5:47.917
23	2	2:03.115	32.654	38.256	52.205	252.3	53:48.847	3	1	2:07.133	33.691	39.702	53.740	246.0	7:55.050
24	2	2:02.758	32.804	38.099	51.855	249.4	55:51.605	4	1	2:05.560	33.536	39.059	52.965	247.1	10:00.610
25	2	2:03.840	32.570	38.190	53.080	249.4	57:55.445	5	1	2:05.797	33.795	38.838	53.164	247.7	12:06.407
26	2	2:06.235	33.472	38.540	54.223	251.2	1:00:01.680	6	1	2:07.878	33.687	39.747	54.444	246.0	14:14.285
64 M Racing Ligier JS P325 - Toyota															
1. Michael DOPPELMAYR LMP3 Pro/Am															
2. Pierre KAFFER															
1	2	3:02.628	1:27.473	40.993	54.162	135.3	3:02.628	7	1	2:05.800	33.867	39.070	52.863	247.7	16:20.085
2	2	2:05.230	32.918	38.542	53.770	244.3	5:07.858	8	1	2:07.670	33.178	40.848	53.644	248.3	18:27.755
3	2	2:04.198	32.724	38.384	53.090	247.7	7:12.056	9	1	2:14.931	33.880	39.255	1:01.796	249.4	20:42.686
4	2	2:06.379	34.043	38.720	53.616	248.3	9:18.435	10	1	4:41.304	3:07.409	39.810	54.085	128.4	25:23.990
5	2	2:01.403	32.343	38.042	51.018	247.7	11:19.838	11	1	2:05.927	33.446	39.641	52.840	248.3	27:29.917
6	2	2:10.607	B 32.282	38.118	1:00.207	247.7	13:30.445	12	1	2:04.593	33.308	38.580	52.705	248.3	29:34.510
7	1	5:06.728	3:20.039	47.338	59.351	110.8	18:37.173	13	1	2:10.490	33.929	41.079	55.482	248.8	31:45.000
8	1	2:27.816	B 36.437	41.827	1:09.552	235.8	21:04.989	14	1	2:07.254	33.632	39.426	54.196	247.7	33:52.254
9	1	3:57.616	2:17.940	42.283	57.393	136.5	25:02.605	15	1	2:06.914	33.390	39.857	53.667	250.0	35:59.168
10	1	2:16.812	35.453	42.756	58.603	242.2	27:19.417	16	1	2:04.373	33.174	38.820	52.379	249.4	38:03.541
11	1	2:12.603	35.234	41.578	55.794	237.9	29:32.020	17	1	2:05.284	33.776	38.974	52.534	231.3	40:08.825
12	1	2:14.811	34.848	42.943	57.020	243.2	31:46.831	18	1	2:03.854	33.083	38.670	52.101	248.8	42:12.679
13	1	2:13.373	35.279	42.127	55.967	237.9	34:00.204	19	1	3:11.338	32.767	1:04.679	1:33.892	250.6	45:24.017
14	1	2:12.304	35.007	41.265	56.032	243.2	36:12.508	20	1	2:09.760	35.824	40.982	52.954	236.3	47:33.777
15	1	2:10.979	34.966	40.708	55.305	242.7	38:23.487	21	1	2:04.107	33.107	38.769	52.231	250.0	49:37.884
16	1	2:10.428	34.872	40.435	55.121	242.2	40:33.915	22	1	2:03.694	33.165	38.399	52.130	250.0	51:41.578
17	1	3:10.962	B 1:02.759	48.791	1:19.412	242.7	43:44.877	23	1	2:03.115	32.893	38.468	51.754	250.0	53:44.693
65 Team Motopark Mercedes AMG GT3															
1. Heiko NEUMANN GT3															
2. Lukas DUNNER															
1	1	6:56.049	4:54.197	55.441	1:06.411	105.1	6:56.049	24	1	2:05.570	33.659	39.508	52.403	246.0	55:50.263
2	1	2:26.708	39.607	45.863	1:01.238	187.8	9:22.757	25	1	2:04.744	32.787	38.471	53.486	250.0	57:55.007
3	1	2:20.829	37.561	45.590	57.678	203.4	11:43.586	26	1	2:15.400	B 32.923	39.128	1:03.349	250.6	1:00:10.407
4	1	2:08.471	34.225	40.256	53.990	238.9	13:52.057	70 Gebhardt Motorsport Duqueine D09 - Toyota							
5	1	2:07.606	33.717	39.919	53.970	237.4	15:59.663	1. Oscar Andres TUNJO LMP3							
6	1	2:19.193	35.733	40.345	1:03.115	238.4	18:18.856	2. Valentino CATALANO							
7	2	4:28.799	2:55.897	39.960	52.942	124.9	22:47.655	1	1	3:14.692	1:39.084	41.025	54.583	127.8	3:14.692
8	2	2:09.180	35.613	40.774	52.793	238.4	24:56.835	2	1	2:09.518	33.601	38.587	57.330	244.3	5:24.210
9	2	2:10.853	B 32.840	38.962	59.054	238.9	27:07.688	3	1	2:02.578	32.771	38.363	51.444	245.5	7:26.788
10	2	4:43.299	3:10.802	39.355	53.142	150.2	31:50.987	4	1	2:04.285	32.994	38.213	53.078	250.0	9:31.073
11	2	2:12.799	B 33.029	40.464	59.306	238.9	34:03.786	5	1	2:01.658	32.142	37.900	51.616	249.4	11:32.731
12	2	3:18.570	1:46.123	39.055	53.392	149.6	37:22.356	6	1	2:01.529	32.144	38.013	51.372	251.7	13:34.260
13	2	2:10.264	B 32.852	38.982	58.430	242.7	39:32.620	7	1	2:01.122	32.137	37.854	51.131	248.8	15:35.382
14	1	5:49.530	2:58.987	1:10.738	1:39.805	99.7	45:22.150	8	1	2:01.048	32.121	37.982	50.945	249.4	17:36.430
15	1	2:17.322	36.533	43.839	56.950	238.4	47:39.472	9	1	2:01.096	32.043	37.989	51.064	249.4	19:37.526
16	1	2:12.261	36.478	40.715	55.068	224.1	49:51.733	10	1	2:02.811	32.049	37.918	52.844	249.4	21:40.337
17	1	2:06.558	33.317	39.597	53.644	239.5	51:58.291	11	1	2:08.028	B 31.930	37.873	58.225	251.2	23:48.365
18	1	2:05.832	33.244	39.392	53.196	238.9	54:04.123	12	1	5:10.429	3:31.579	42.287	56.563	137.2	28:58.794
19	1	2:07.940	33.570	39.623	54.747	237.9	56:12.063	13	1	2:07.736	34.179	40.556	53.001	244.3	31:06.530
20	1	2:06.766	33.168	39.466	54.132	241.1	58:18.829	14	1	2:05.806	32.004	37.860	55.942	247.7	33:12.336
21	1	2:05.911	33.107	39.313	53.491	239.5	1:00:24.740	15	1	1:59.173	31.721	37.330	50.122	249.4	35:11.509
66 Rinaldi Racing Ligier JS P325 - Toyota															
1. Steve PARROW LMP3 Pro/Am															
2. Griffin PEEBLES															
1	1	3:34.013	1:48.401	47.020	58.592	110.1	3:34.013	16	1	2:10.162	31.537	39.073	59.552	251.2	37:21.671
71 Rinaldi Racing Ligier JS P325 - Toyota															
1. Stefan AUST LMP3 Pro/Am															
2. Felipe FERNANDEZ-LASE															
1	2	3:43.160	2:09.955	40.335	52.870	119.7	3:43.160	17	1	2:03.086	31.767	37.555	53.764	249.4	39:24.757
2	2	2:02.959	32.699	38.166	52.094	245.5	5:46.119	18	1	2:13.630	B 33.952	38.356	1:01.322	249.4	41:38.387
3	2	2:00.924	32.120	37.996	50.808	245.5	7:47.043	19	2	7:11.527	B 5:12.799	50.628	1:08.100	112.3	48:49.914



LE MANS CUP



MLMC Collective Test Day
Le Castellet Round
Afternoon Test

Sector Analysis

PAUL RICARD 5.821 m.

Lap under Red Flag Invalidated Lap Personal Best Session Best Crossing the pit lane

Lap	D	Time	Sector 1	Sector 2	Sector 3	T. Spd	Elapsed	Lap	D	Time	Sector 1	Sector 2	Sector 3	T. Spd	Elapsed
4	2	2:00.756	32.057	37.745	50.954	247.7	9:47.799	5	2	2:02.353	32.420	38.585	51.348	247.7	11:21.676
5	2	2:00.328	32.005	37.674	50.649	250.0	11:48.127	6	2	2:09.824	32.215	38.380	59.229	247.7	13:31.500
6	2	2:06.756	31.741	38.102	56.913	249.4	13:54.883	7	2	6:24.154	4:47.658	41.462	55.034	142.7	19:55.654
7	2	4:45.340	3:14.537	38.775	52.028	150.0	18:40.223	8	2	2:10.660	33.741	39.895	57.024	242.2	22:06.314
8	2	2:08.235	32.827	38.444	56.964	250.0	20:48.458	9	2	2:02.726	33.408	38.413	50.905	243.2	24:09.040
9	2	2:11.147	31.927	37.661	4:01.559	249.4	22:59.605	10	2	2:00.559	31.968	38.011	50.580	248.3	26:09.599
10	1	8:11.041	6:38.460	39.552	53.029	149.6	31:10.646	11	2	2:07.238	32.035	38.132	57.071	249.4	28:16.837
11	1	2:07.679	32.986	39.017	55.676	247.1	33:18.325	12	2	2:09.754	32.143	38.363	59.248	249.4	30:26.591
12	1	2:05.900	33.434	39.812	52.654	247.1	35:24.225	13	1	4:40.671	3:02.444	41.402	56.825	132.2	35:07.262
13	1	2:10.844	32.811	38.875	59.158	250.6	37:35.069	14	1	2:07.201	34.503	39.545	53.153	247.1	37:14.463
14	1	4:05.099	2:33.359	38.725	53.015	151.9	41:40.168	15	1	2:05.317	33.811	39.055	52.451	248.8	39:19.780
15	1	2:38.742	32.976	39.101	1:26.665	248.3	44:18.910	16	1	2:06.991	35.083	38.917	52.991	247.7	41:26.771
16	1	3:53.861	2:16.137	42.381	55.343	141.5	48:12.771	17	1	2:29.995	33.356	38.817	1:17.822	247.1	43:56.766
17	1	2:04.454	33.423	38.665	52.366	246.0	50:17.225	18	1	3:43.646	2:11.276	39.206	53.164	131.9	47:40.412
18	1	2:02.209	32.551	38.084	51.574	247.7	52:19.434	19	1	2:06.160	34.624	39.001	52.535	243.8	49:46.572
19	1	2:03.303	32.535	38.284	52.484	247.1	54:22.737	20	1	2:04.821	33.168	38.697	52.956	246.0	51:51.393
20	1	2:01.341	32.452	37.743	51.146	248.8	56:24.078	21	1	2:04.085	33.109	38.717	52.259	248.3	53:55.478
21	1	2:02.200	32.590	38.084	51.526	248.3	58:26.278	22	1	2:03.390	32.879	38.570	51.941	248.8	55:58.868
22	1	2:03.700	32.396	38.211	53.093	248.8	1:00:29.978	23	1	2:03.788	33.009	38.614	52.165	248.3	58:02.656
								24	1	2:03.094	32.616	38.214	52.264	248.8	1:00:05.750

74 Team Virage Ligier JS P325 - Toyota
1.Samir BEN LMP3
2.Mikaeel PITAMBER

1	1	3:35.276	1:38.055	44.637	1:12.584	137.2	3:35.276
2	1	2:30.731	51.776	43.048	55.907	148.6	6:06.007
3	1	2:06.248	33.856	39.372	53.020	244.3	8:12.255
4	1	2:13.142	33.884	43.463	55.795	243.2	10:25.397
5	1	2:03.010	32.814	38.401	51.795	246.0	12:28.407
6	1	2:02.095	32.548	38.308	51.239	247.7	14:30.502
7	1	2:02.958	32.481	38.178	52.299	246.0	16:33.460
8	1	2:03.751	32.520	38.786	52.445	247.7	18:37.211
9	1	2:02.189	32.895	38.146	51.148	243.8	20:39.400
10	1	2:09.947	33.476	38.373	58.098	247.1	22:49.347
11	2	5:48.313	4:17.969	38.780	51.564	151.0	28:37.660
12	2	2:03.242	32.631	38.554	52.057	247.7	30:40.902
13	2	2:02.496	32.566	38.273	51.657	247.7	32:43.398
14	2	2:03.009	32.430	38.220	52.359	247.7	34:46.407
15	2	2:02.079	32.566	38.194	51.319	248.8	36:48.486
16	2	2:02.613	32.378	38.147	52.088	248.3	38:51.099
17	2	2:02.948	32.919	38.328	51.701	248.8	40:54.047
18	2	2:01.993	32.464	38.476	51.053	249.4	42:56.040
19	2	3:14.516	58.869	1:16.351	59.296	97.3	46:10.556
20	2	6:05.086	4:34.875	38.278	51.933	154.1	52:15.642
21	2	2:02.142	32.283	38.349	51.510	247.7	54:17.784
22	2	2:02.115	32.377	38.303	51.435	247.7	56:19.899
23	2	2:02.765	32.698	38.391	51.676	248.3	58:22.664
24	2	2:02.552	32.429	38.033	52.090	250.6	1:00:25.216

77 Reiter Engineering Ligier JS P325 - Toyota
1.Horst FELBERMAYR LMP3 Pro/Am
2.Horst Felix FELBERMAYR

1	2	3:07.519	1:34.101	40.435	52.983	144.4	3:07.519
2	2	2:03.519	33.181	38.612	51.726	244.9	5:11.038
3	2	2:02.338	32.589	38.538	51.211	245.5	7:13.376
4	2	2:05.947	34.380	39.037	52.530	246.6	9:19.323

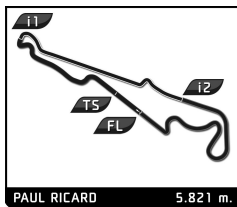
83 Iron Dames Porsche 911 GT3 R (992)
1.Vanina ICKX GT3
2.Marta GARCIA LOPEZ

1	1	2:47.603	1:01.500	46.378	59.725	144.8	2:47.603
2	1	2:13.360	36.716	40.839	55.805	233.3	5:00.963
3	1	2:10.000	34.770	40.019	55.211	240.5	7:10.963
4	1	2:13.287	37.218	40.841	55.228	240.5	9:24.250
5	1	2:10.109	34.590	40.388	55.131	242.2	11:34.359
6	1	2:10.222	34.432	41.036	54.754	242.2	13:44.581
7	1	2:08.449	34.256	39.750	54.443	242.2	15:53.030
8	1	2:10.067	34.263	40.739	55.065	240.0	18:03.097
9	1	2:07.959	34.064	39.749	54.146	240.0	20:11.056
10	1	2:13.382	33.712	39.331	1:00.339	240.5	22:24.438
11	1	25:53.335	...	49.550	1:01.477	117.0	48:17.773
12	1	2:14.820	37.550	41.864	55.406	214.7	50:32.593
13	1	2:07.751	33.917	39.941	53.893	242.7	52:40.344
14	1	2:06.943	33.783	39.219	53.941	242.7	54:47.287
15	1	2:08.135	33.697	39.562	54.876	243.2	56:55.422
16	1	2:06.218	33.692	39.081	53.445	243.8	59:01.640
17	1	2:28.278	33.752	39.056	1:15.470	243.8	1:01:29.918

84 ANS Motorsport Ligier JS P325 - Toyota
1.Julien LEMOINE LMP3 Pro/Am
2.Paul TROJANI

1	1	2:17.955	43.217	41.121	53.617	117.3	2:17.955
2	1	2:06.811	33.276	38.818	54.717	242.7	4:24.766
3	1	2:05.715	33.089	39.593	53.033	244.9	6:30.481
4	1	2:03.959	33.111	38.637	52.211	246.6	8:34.440
5	1	2:02.545	32.689	38.542	51.344	245.5	10:36.985
6	1	2:02.349	32.715	38.462	51.172	247.7	12:39.334
7	1	2:03.017	32.689	38.881	51.447	248.8	14:42.351
8	1	2:01.574	32.459	38.131	50.984	247.7	16:43.925
9	1	2:03.129	32.694	38.500	51.935	247.7	18:47.054
10	1	2:05.432	32.837	38.368	54.227	248.8	20:52.486

LE MANS CUP



MLMC Collective Test Day Le Castellet Round Afternoon Test

Sector Analysis

PAUL RICARD 5.821 m.

Lap under Red Flag Invalidated Lap Personal Best Session Best Crossing the pit lane

Lap	D	Time	Sector 1	Sector 2	Sector 3	T. Spd	Elapsed	Lap	D	Time	Sector 1	Sector 2	Sector 3	T. Spd	Elapsed
11	1	6:36.946 B	32.906	39.007	5:25.033	247.7	27:29.432	6	2	2:02.757	32.893	38.385	51.479	252.9	14:10.428
12	2	2:18.555	49.478	38.287	50.790	151.3	29:47.987	7	2	2:01.353	32.311	38.008	51.034	250.0	16:11.781
13	2	2:01.939	32.329	37.861	51.749	247.7	31:49.926	8	2	2:02.557	32.289	38.882	51.386	250.0	18:14.338
14	2	2:02.828	33.191	38.571	51.066	247.7	33:52.754	9	2	2:02.637	32.620	38.226	51.791	251.2	20:16.975
15	2	2:01.995	32.952	38.222	50.821	248.8	35:54.749	10	2	2:01.231	32.179	37.840	51.212	251.2	22:18.206
16	2	2:00.433	31.972	37.927	50.534	247.1	37:55.182	11	2	2:00.708	32.044	37.911	50.753	248.8	24:18.914
17	2	2:00.655	31.993	38.007	50.655	247.7	39:55.837	12	2	2:01.041	32.096	38.066	50.879	250.0	26:19.955
18	2	8:56.431 B	36.602	39.038	7:40.791	246.6	48:52.268	13	2	2:09.113 B	32.875	38.304	57.934	250.6	28:29.068
19	2	2:20.344	50.544	38.339	51.461	152.5	51:12.612	14	1	4:44.915	3:08.263	41.364	55.288	136.0	33:13.983
20	2	2:02.144	32.172	38.182	51.790	248.3	53:14.756	15	1	2:04.133	33.701	39.065	51.367	233.3	35:18.116
21	2	2:00.325	32.043	37.911	50.371	250.0	55:15.081	16	1	2:00.538	32.476	37.636	50.426	251.2	37:18.654
22	2	2:01.296	32.011	37.922	51.363	250.0	57:16.377	17	1	2:01.499	31.963	37.902	51.634	252.3	39:20.153
23	2	2:00.184	31.975	37.676	50.533	249.4	59:16.561	18	1	2:02.022	33.577	37.815	50.630	252.3	41:22.175
24	2	2:11.272 B	34.074	38.412	58.786	250.6	1:01:27.833	19	1	2:17.131	32.082	37.603	1:07.446	252.3	43:39.306

85 R-ace GP Duqueine D09 - Toyota LMP3
1.Hugo SCHWARZE
2.Hadrien DAVID

1	1	2:48.027	1:12.799	41.766	53.462	139.7	2:48.027
2	1	2:05.410	33.611	39.078	52.721	246.6	4:53.437
3	1	2:03.102	33.085	38.792	51.225	250.6	6:56.539
4	1	2:02.465	32.488	37.895	52.082	250.0	8:59.004
5	1	2:01.774	32.354	37.969	51.451	250.0	11:00.778
6	1	2:01.346	32.276	37.957	51.113	250.0	13:02.124
7	1	2:01.284	32.326	37.759	51.199	251.2	15:03.408
8	1	2:00.748	32.054	37.896	50.798	250.0	17:04.156
9	1	2:02.647	32.535	38.649	51.463	250.0	19:06.803
10	1	2:01.394	32.182	37.945	51.267	249.4	21:08.197
11	1	2:01.158	32.158	38.144	50.856	249.4	23:09.355
12	1	2:01.106	31.950	37.858	51.298	250.6	25:10.461
13	1	2:03.664	32.648	38.322	52.694	250.0	27:14.125
14	1	2:08.052 B	32.266	38.521	57.265	251.7	29:22.177
15	2	4:54.877	3:11.825	46.314	56.738	120.8	34:17.054
16	2	2:03.583	33.266	38.855	51.462	247.1	36:20.637
17	2	2:00.775	31.977	37.988	50.810	251.2	38:21.412
18	2	1:59.835	31.640	37.877	50.318	251.7	40:21.247
19	2	1:59.128	31.437	37.669	50.022	251.7	42:20.375
20	2	3:18.580	31.311	1:29.635	1:17.634	251.7	45:38.955
21	2	2:00.394	31.494	37.579	51.321	250.0	47:39.349
22	2	2:03.191	32.850	38.830	51.511	251.7	49:42.540
23	2	2:01.495	32.883	37.839	50.773	254.1	51:44.035
24	2	2:00.898	32.061	37.627	51.210	254.7	53:44.933
25	2	1:59.709	31.650	37.406	50.653	255.9	55:44.642
26	2	2:00.959	31.691	37.918	51.350	252.9	57:45.601
27	2	1:58.873	31.491	37.494	49.888	252.9	59:44.474
28	2	1:58.492	31.379	37.439	49.674	252.3	1:01:42.966

86 R-ace GP Duqueine D09 - Toyota LMP3
1.Joel GRANFORS
2.Edgar PIERRE

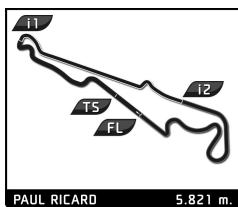
1	2	3:50.256	2:09.501	44.857	55.898	50.7	3:50.256
2	2	2:10.032	34.216	39.236	56.580	244.3	6:00.288
3	2	2:03.196	33.195	38.343	51.658	248.3	8:03.484
4	2	2:02.396	32.902	38.189	51.305	249.4	10:05.880
5	2	2:01.791	32.357	38.355	51.079	250.0	12:07.671

87 CLX Motorsport Ligier JS P325 - Toyota LMP3
1.Alvise RODELLA
2.Pierre-Alexandre PROVOS

1	2	2:19.951	47.236	40.084	52.631	143.0	2:19.951
2	2	2:01.476	32.298	38.031	51.147	244.9	4:21.427
3	2	2:01.071	32.198	37.981	50.892	246.0	6:22.498
4	2	2:00.449	31.549	38.041	50.859	249.4	8:22.947
5	2	2:00.168	32.035	37.631	50.502	250.0	10:23.115
6	2	2:04.263	31.905	37.694	54.664	249.4	12:27.378
7	2	1:58.915	31.294	37.485	50.136	249.4	14:26.293
8	2	5:13.742 B	31.654	37.306	4:04.782	249.4	19:40.035
9	1	2:17.350	48.521	38.150	50.679	153.6	21:57.385
10	1	2:01.266	32.563	38.054	50.649	248.3	23:58.651
11	1	2:01.064	31.982	37.703	51.379	246.0	25:59.715
12	1	2:00.279	31.880	37.517	50.882	247.7	27:59.994
13	1	2:00.473	32.477	37.622	50.374	247.1	30:00.467
14	1	2:02.378	32.566	38.885	50.927	248.8	32:02.845
15	1	2:02.552	32.255	39.630	50.667	248.8	34:05.397
16	1	5:33.708 B	31.820	37.883	4:24.005	248.8	39:39.105
17	2	2:23.255	51.809	39.395	52.051	133.3	42:02.360
18	2	3:03.510	31.819	49.516	1:42.175	247.1	45:05.870
19	2	2:11.151	32.261	43.329	55.561	237.9	47:17.021
20	2	2:03.438	31.675	37.725	54.038	248.3	49:20.459
21	2	1:58.867	31.224	37.232	50.411	248.8	51:19.326
22	2	2:08.583	31.123	37.616	59.844	248.8	53:27.909
23	2	2:00.176	34.538	37.810	50.828	248.8	55:28.085
24	2	1:58.870	31.195	37.589	50.086	248.8	57:26.955
25	2	1:58.882	31.368	37.352	50.162	248.8	59:25.837
26	2	2:12.858 B	31.405	37.952	1:03.501	250.0	1:01:38.695



LE MANS CUP



MLMC Collective Test Day
Le Castellet Round
Afternoon Test

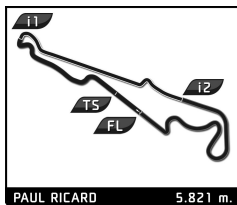
PAUL RICARD 5.821 m.

Sector Analysis

Lap under Red Flag Invalidated Lap Personal Best Session Best Crossing the pit lane

Lap	D	Time	Sector 1	Sector 2	Sector 3	T. Spd	Elapsed	Lap	D	Time	Sector 1	Sector 2	Sector 3	T. Spd	Elapsed	
88 R-ace GP 1.Romano RICCI 2.Fabien LAVERGNE Duqueine D09 - Toyota LMP3 Pro/Am								23 2 2:43.800 B 47.641 37.539 1:18.620 150.6 1:00:57.713								
1	2	2:39.544	1:02.157	42.095	55.292	145.2	2:39.544	95 Ebimotors 1.Fabrizio BROGGI 2.Sergiu NICOLAE Porsche 911 GT3 R (992) GT3	1	2	2:46.288	1:06.484	43.074	56.730	139.2	2:46.288
2	2	2:07.974	33.687	40.249	54.065	243.2	4:47.515	1	2	2:10.692	34.343	40.723	55.626	238.4	4:56.980	
3	2	2:04.078	32.907	38.591	52.580	246.6	6:51.593	2	2	2:06.779	33.632	39.636	53.511	239.5	7:03.759	
4	2	2:01.987	32.437	38.248	51.302	249.4	8:53.580	3	2	2:06.544	33.326	39.762	53.456	240.0	9:10.303	
5	2	2:06.239	32.657	39.713	53.869	248.8	10:59.819	4	2	2:06.177	33.354	39.286	53.537	238.9	11:16.480	
6	2	2:01.276	32.217	38.063	50.996	249.4	13:01.095	5	2	2:09.335	33.088	39.442	56.805	239.5	13:25.815	
7	2	2:12.061 B	32.713	39.739	59.609	250.0	15:13.156	6	2	2:11.973 B	33.314	39.366	59.293	241.1	15:37.788	
8	1	5:04.977	3:28.523	40.594	55.860	127.5	20:18.133	7	2	4:45.745	3:10.784	40.777	54.184	146.9	20:23.533	
9	1	2:07.942	34.327	39.867	53.748	248.8	22:26.075	8	2	2:08.500	33.421	39.699	55.380	237.9	22:32.033	
10	1	2:07.774	34.277	39.164	54.330	247.7	24:33.846	9	2	2:04.803	32.964	39.203	52.636	237.9	24:36.836	
11	1	2:06.025	33.648	38.794	53.586	248.8	26:39.871	10	2	2:04.542	32.811	39.002	52.729	238.9	26:41.378	
12	1	2:05.514	33.597	38.969	52.948	247.1	28:45.385	11	2	2:05.214	33.111	39.137	52.966	238.9	28:46.592	
13	1	2:05.673	33.360	39.156	53.157	249.4	30:51.058	12	2	2:05.001	33.105	39.055	53.166	240.5	30:51.593	
14	1	2:05.014	33.229	38.573	53.212	248.8	32:56.072	13	2	2:12.353 B	33.105	39.262	59.986	241.6	33:03.946	
15	1	2:11.441 B	33.217	39.133	59.091	250.6	35:07.513	14	2	4:09.538	2:26.269	44.346	58.923	110.1	37:13.484	
16	1	6:34.087	4:52.035	44.077	57.975	128.4	41:41.600	15	1	2:12.405	35.431	40.497	56.477	238.9	39:25.889	
17	1	2:54.469	35.467	41.434	1:37.568	244.9	44:36.069	16	1	2:12.582	34.989	41.699	55.894	240.0	41:38.471	
18	1	2:25.389	51.466	40.103	53.820	79.2	47:01.458	17	1	2:48.052	34.207	40.321	1:33.524	240.0	44:26.523	
19	1	2:05.373	33.564	38.689	53.120	248.3	49:06.831	18	1	2:34.111	56.564	41.227	56.320	79.7	47:00.634	
20	1	2:03.236	32.885	38.332	52.019	248.8	51:10.067	19	1	2:10.814	35.418	40.117	55.279	241.1	49:11.448	
21	1	2:07.400	32.991	39.672	54.737	250.0	53:17.467	20	1	2:09.847	34.621	40.249	54.977	240.5	51:21.295	
22	1	2:06.047	33.814	38.933	53.300	248.8	55:23.514	21	1	2:09.759	34.261	39.846	55.652	241.6	53:31.054	
23	1	2:03.980	33.104	38.300	52.576	248.8	57:27.494	22	1	2:08.766	34.263	39.754	54.749	241.1	55:39.820	
24	1	2:05.409	32.854	38.446	54.109	250.6	59:32.903	23	1	2:08.792	33.933	39.729	55.130	241.6	57:48.612	
25	1	2:03.428	32.927	38.192	52.309	251.2	1:01:36.331	24	1	2:08.152	34.214	39.567	54.371	241.6	59:56.764	
92 Forestier Racing by VPS 1.Luciano MORANO 2.Charles ROUSSANNE Ligier JS P325 - Toyota LMP3								97 CLX Motorsport 1.Cédric OLTRAMARE 2.David DROUX Ligier JS P325 - Toyota LMP3								
1	1	4:36.007	3:03.110	40.286	52.611	114.2	4:36.007	1	1	2:21.175	48.287	39.754	53.134	143.4	2:21.175	
2	1	2:02.481	32.758	38.521	51.202	243.2	6:38.488	2	1	2:01.311	32.298	38.059	50.954	244.3	4:22.486	
3	1	2:02.790	32.172	38.010	52.608	246.6	8:41.278	3	1	2:02.247	32.313	38.716	51.218	247.7	6:24.733	
4	1	2:00.623	32.063	37.912	50.648	246.0	10:41.901	4	1	2:00.371	31.801	37.758	50.812	246.6	8:25.104	
5	1	2:00.339	31.829	37.860	50.650	246.6	12:42.240	5	1	2:04.245	32.168	38.473	53.604	249.4	10:29.349	
6	1	2:00.842	31.921	37.646	51.275	249.4	14:43.082	6	1	2:00.784	32.037	38.274	50.473	247.1	12:30.133	
7	1	2:03.814	32.290	37.975	53.549	250.0	16:46.896	7	1	2:03.076	31.924	37.913	53.239	248.8	14:33.209	
8	1	5:47.850 B	32.166	37.875	4:37.809	247.7	22:34.746	8	1	4:26.410 B	32.302	38.080	3:16.028	247.1	18:59.619	
9	2	2:19.424	49.929	38.546	50.949	148.1	24:54.170	9	2	2:51.627 B	47.527	38.088	1:26.012	154.5	21:51.246	
10	2	1:59.307	31.817	37.504	49.986	247.1	26:53.477	10	2	2:16.650	48.057	38.312	50.281	154.1	24:07.896	
11	2	2:00.130	31.699	37.833	50.598	247.7	28:53.607	11	2	1:59.816	31.784	37.771	50.261	246.6	26:07.712	
12	2	1:59.401	31.611	37.531	50.259	249.4	30:53.008	12	2	2:02.819	32.344	37.796	52.679	247.7	28:10.531	
13	2	2:01.887	32.203	37.830	51.854	247.7	32:54.895	13	2	2:02.079	31.595	38.193	52.291	247.1	30:12.610	
14	2	5:03.034 B	33.506	37.716	3:51.812	248.3	37:57.929	14	2	2:03.541	31.579	37.620	54.342	247.7	32:16.151	
15	2	2:33.613	53.405	45.341	54.867	144.8	40:31.542	15	2	1:59.104	31.355	37.727	50.022	248.3	34:15.255	
16	2	2:03.854	32.237	38.350	53.267	248.3	42:35.396	16	2	2:01.761	31.849	38.163	51.749	248.3	36:17.016	
17	2	3:11.261	33.753	1:25.442	1:12.066	247.7	45:46.657	17	2	8:42.303 B	31.513	38.191	7:32.599	252.9	44:59.319	
18	2	2:02.920	32.069	38.538	52.313	248.3	47:49.577	18	1	2:22.017	50.983	39.287	51.747	149.0	47:21.336	
19	2	1:59.492	31.559	37.350	50.583	248.3	49:49.069	19	1	2:00.989	31.789	37.901	51.299	247.1	49:22.325	
20	2	1:59.034	31.377	37.976	49.681	249.4	51:48.103	20	1	2:05.418	32.396	38.005	55.017	249.4	51:27.743	
21	2	1:58.790	31.408	37.365	50.017	250.0	53:46.893									
22	2	4:27.020 B	31.778	37.657	3:17.585	251.2	58:13.913									

LE MANS CUP



MLMC Collective Test Day Le Castellet Round Afternoon Test

PAUL RICARD 5.821 m.

Sector Analysis

Lap under Red Flag Invalidated Lap Personal Best Session Best B Crossing the pit lane

Lap	D	Time	Sector 1	Sector 2	Sector 3	T. Spd	Elapsed	Lap	D	Time	Sector 1	Sector 2	Sector 3	T. Spd	Elapsed
21	1	2:01.667	31.434	37.662	52.571	247.7	53:29.410	19	1	2:35.541	53.880	45.012	56.649	138.3	48:23.030
22	1	2:00.842	31.631	37.746	51.465	249.4	55:30.252	20	1	2:14.758	34.641	44.267	55.850	248.3	50:37.788
23	1	1:59.325	31.609	37.498	50.218	249.4	57:29.577	21	1	2:05.817	34.143	38.813	52.861	247.1	52:43.605
24	1	2:01.409	31.567	37.843	51.999	249.4	59:30.986	22	1	2:04.922	32.966	39.236	52.720	251.2	54:48.527
25	1	2:03.367	33.218	37.813	52.336	248.8	1:01:34.353	23	1	2:06.163	33.112	38.418	54.633	250.6	56:54.690
								24	1	2:06.146	33.236	38.425	54.485	250.0	59:00.836
								25	1	2:04.956	32.839	38.175	53.942	249.4	1:01:05.792

98 Motorsport98 Ligier JS P325 - Toyota
 1.Eric DE DONCKER LMP3 Pro/Am
 2.Gillian HENRION

1	1	2:45.801	1:06.084	43.001	56.716	130.0	2:45.801
2	1	2:07.237	34.446	39.687	53.104	243.2	4:53.038
3	1	2:07.702	34.122	39.246	54.334	245.5	7:00.740
4	1	2:04.984	33.645	38.960	52.379	246.6	9:05.724
5	1	2:03.604	32.938	38.680	51.986	246.6	11:09.328
6	1	3:46.184 B	33.319	38.649	2:34.216	250.0	14:55.512
7	1	2:23.285	50.056	38.860	54.369	147.9	17:18.797
8	1	2:04.356	33.252	39.299	51.805	246.0	19:23.153
9	1	2:03.279	32.850	38.528	51.901	246.6	21:26.432
10	1	2:03.036	32.831	38.205	52.000	247.1	23:29.468
11	1	4:31.884 B	34.041	38.989	3:18.854	247.7	28:01.352
12	2	2:20.103	51.061	38.175	50.867	108.2	30:21.455
13	2	2:00.936	31.984	37.684	51.268	247.7	32:22.391
14	2	1:59.803	31.789	37.653	50.361	247.7	34:22.194
15	2	2:01.330	31.785	38.398	51.147	250.0	36:23.524
16	2	2:01.528	32.551	37.994	50.983	247.7	38:25.052
17	2	7:01.465 B	32.025	37.758	5:51.682	247.1	45:26.517
18	1	2:24.855	51.834	40.338	52.683	120.8	47:51.372
19	1	2:03.381	33.044	38.416	51.921	248.3	49:54.753
20	1	2:10.006	32.685	38.433	58.888	247.7	52:04.759
21	1	2:02.988	32.665	38.672	51.651	247.7	54:07.747
22	1	2:03.462	32.672	38.250	52.540	247.1	56:11.209
23	1	2:02.590	32.345	38.335	51.910	250.6	58:13.799
24	1	2:02.665	32.723	38.416	51.526	247.1	1:00:16.464

99 More Motorsport Ligier JS P325 - Toyota
 1.Mark VAN DER SNEL LMP3 Pro/Am
 2.Max VAN DER SNEL JR.

1	2	4:04.303	2:11.603	50.186	1:02.514	87.1	4:04.303
2	2	2:22.198	40.291	44.245	57.662	171.7	6:26.501
3	2	2:13.511	35.064	42.150	56.297	206.9	8:40.012
4	2	2:24.878	39.848	46.443	58.587	176.2	11:04.890
5	2	2:06.983	34.406	39.672	52.905	244.9	13:11.873
6	2	2:02.846	32.953	38.263	51.630	248.8	15:14.719
7	2	2:03.060	33.043	38.072	51.945	250.6	17:17.779
8	2	2:01.866	32.655	38.308	50.903	250.0	19:19.645
9	2	2:00.673	32.140	37.731	50.802	251.2	21:20.318
10	2	4:06.180 B	32.425	39.408	2:54.347	251.2	25:26.498
11	1	2:40.406	56.676	46.405	57.325	128.6	28:06.904
12	1	2:06.352	33.998	39.294	53.060	249.4	30:13.256
13	1	2:03.759	33.221	38.407	52.131	250.6	32:17.015
14	1	2:03.494	32.649	38.419	52.426	252.3	34:20.509
15	1	2:04.640	33.054	38.687	52.899	250.0	36:25.149
16	1	2:07.303	34.794	38.979	53.530	250.6	38:32.452
17	1	2:03.301	32.577	38.432	52.292	251.2	40:35.753
18	1	5:11.736 B	33.530	57.692	3:40.514	251.7	45:47.489