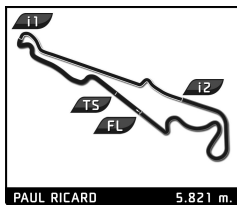




LE MANS CUP



Michelin Le Mans Cup Le Castellet Round Free Practice 1

Sector Analysis

PAUL RICARD 5.821 m.

Lap under Red Flag Invalidated Lap Personal Best Session Best Crossing the pit lane

Lap	D	Time	Sector 1	Sector 2	Sector 3	T. Spd	Elapsed	Lap	D	Time	Sector 1	Sector 2	Sector 3	T. Spd	Elapsed
17	2	2:04.397	31.935	38.066	51.396	248.8	39:48.547	20	1	2:08.446	34.370	39.776	53.970	239.5	52:01.299
18	2	2:00.730	31.839	37.959	50.932	248.8	41:49.277	21	1	2:07.357	33.460	39.742	54.155	241.1	54:08.656
19	2	2:03.808	32.294	38.505	53.009	249.4	43:53.085	22	1	4:28.936B	33.833	41.181	3:13.922	241.6	58:37.592
20	2	2:12.374B	33.084	38.265	1:01.025	250.6	46:05.459	23	1	2:35.059B	54.280	40.366	1:00.413	125.1	1:01:12.651

10	Racing Spirit of Leman						Ligier JS P325 - Toyota	
	1.Jean-Ludovic FOUBERT						LMP3 Pro/Am	
	2.Antoine DOQUIN							

1	1	2:28.699	45.718	46.512	56.469	116.6	2:28.699
2	1	2:10.778	33.822	42.081	54.875	245.5	4:39.477
3	1	2:03.358	33.063	38.460	51.835	247.7	6:42.835
4	1	2:06.562	32.726	38.150	55.686	249.4	8:49.397
5	1	2:03.558	32.807	38.622	52.129	250.0	10:52.955
6	1	2:02.728	32.647	38.272	51.809	250.6	12:55.683
7	1	2:03.873	32.719	39.345	51.809	252.3	14:59.556
8	1	2:02.261	32.448	38.147	51.666	251.2	17:01.817
9	1	4:22.650B	34.262	38.314	3:10.074	250.6	21:24.467
10	2	2:18.416	49.072	38.427	50.917	150.4	23:42.883
11	2	2:00.214	32.059	37.566	50.589	251.2	25:43.097
12	2	2:03.151	31.910	38.125	53.116	251.2	27:46.248
13	2	1:59.940	31.895	37.517	50.528	251.7	29:46.188
14	2	1:59.522	31.744	37.334	50.444	251.2	31:45.710
15	2	2:00.761	31.590	37.539	51.632	251.2	33:46.471
16	2	5:09.100B	31.660	37.498	3:59.942	251.2	38:55.571
17	2	2:19.493	48.840	37.606	53.047	150.6	41:15.064
18	2	1:59.976	31.600	37.435	50.941	251.7	43:15.040
19	2	1:59.586	31.834	37.495	50.257	251.7	45:14.626
20	2	2:02.376	31.544	37.659	53.173	252.3	47:17.002
21	2	1:59.690	31.611	37.493	50.586	252.3	49:16.692
22	2	1:59.332	31.487	37.446	50.399	251.2	51:16.024
23	2	1:59.841	31.614	37.559	50.668	251.7	53:15.865
24	2	8:23.383B	31.658	38.758	7:12.967	251.7	1:01:39.248

11	Code Racing Development						Aston Martin Vantage GT3 Evo	
	1.Philipp SAGER						GT3	
	2.Rory VAN DER STEUR							

1	2	8:07.583B	1:04.694	44.676	6:18.213	124.3	8:07.583
2	2	2:29.092	52.757	40.678	55.657	141.5	10:36.675
3	2	2:13.581	34.880	44.612	54.089	241.1	12:50.256
4	2	2:04.647	32.936	39.045	52.696	243.2	14:54.903
5	2	2:04.269	32.650	38.858	52.761	241.6	16:59.172
6	2	2:04.227	32.658	38.770	52.799	241.6	19:03.399
7	2	2:14.544			55.412	242.2	21:17.943
8	2	2:04.783	33.011	38.973	52.799	241.6	23:22.726
9	2	2:04.374	32.745	38.953	52.706	242.7	25:27.100
10	2	2:04.731	32.771	39.160	52.800	241.6	27:31.831
11	2	4:52.255B	33.031	40.542	3:38.682	241.6	32:24.086
12	1	2:28.074	51.027	40.654	56.393	138.5	34:52.160
13	1	2:08.784	33.715	40.058	55.011	241.6	37:00.944
14	1	2:09.129	33.505	40.293	55.331	240.5	39:10.073
15	1	2:11.241	35.336	39.570	56.335	241.1	41:21.314
16	1	2:07.849	33.768	39.724	54.357	241.6	43:29.163
17	1	2:08.098	33.717	39.741	54.640	240.5	45:37.261
18	1	2:07.704	34.219	39.811	53.674	241.1	47:44.965
19	1	2:08.218	33.990	39.829	54.399	242.2	49:53.183

16	Team Virage						Ligier JS P325 - Toyota	
	1.Sacha LEHMANN						LMP3	
	2.Théo MICOURIS							

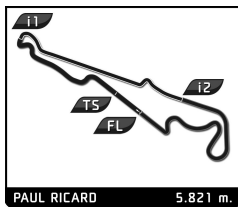
1	2	2:36.390	57.341	43.059	55.990	126.3	2:36.390
2	2	2:03.901	33.547	38.567	51.787	246.0	4:40.291
3	2	2:02.947	32.744	38.176	52.027	248.8	6:43.238
4	2	2:02.544	32.750	37.926	51.868	250.6	8:45.782
5	2	4:59.855	34.936	37.397	50.522	250.6	10:45.637
6	2	2:01.133	31.682	38.071	51.380	251.7	12:46.770
7	2	2:00.826	32.882	37.648	50.296	237.4	14:47.596
8	2	1:59.798	31.867	37.480	50.451	251.2	16:47.394
9	2	2:07.727B	31.830	37.893	58.004	250.6	18:55.121
10	1	5:55.838	4:23.791	38.651	53.396	137.2	24:50.959
11	1	2:02.164	32.439	38.036	51.689	250.0	26:53.123
12	1	2:01.254	32.133	37.973	51.148	249.4	28:54.377
13	1	2:03.847	33.316	38.633	51.898	250.6	30:58.224
14	1	2:02.395	31.960	38.305	52.130	251.2	33:00.619
15	1	2:04.238	32.827	38.095	53.316	254.1	35:04.857
16	1	2:00.979	31.969	37.766	51.244	250.6	37:05.836
17	1	2:08.735B	32.265	38.081	58.389	252.3	39:14.571
18	1	7:47.043	6:14.481	38.062	54.500	150.2	47:01.614
19	1	2:06.870	32.240	42.795	51.835	251.2	49:08.484
20	1	2:01.888	32.654	38.100	51.134	249.4	51:10.372
21	1	2:01.771	32.056	37.973	51.742	250.0	53:12.143
22	1	2:03.778	32.916	38.244	52.618	252.3	55:15.921
23	1	2:01.162	32.144	37.860	51.158	251.7	57:17.083
24	1	2:04.395	32.746	38.332	53.317	251.7	59:21.478
25	1	2:00.796	31.933	37.924	50.939	251.7	1:01:22.274

17	Kessel Racing						Ferrari 296 GT3	
	1.Lorenzo Ferdinando INNOCI						GT3	
	2.Andrea BELICCHI							

1	1	4:11.499	2:20.312	51.399	59.788	116.1	4:11.499
2	1	2:20.514	38.246	44.282	57.986	238.4	6:32.013
3	1	2:08.957	34.869	40.027	54.061	239.5	8:40.970
4	1	2:07.207	33.594	39.800	53.813	239.5	10:48.177
5	1	2:06.423	33.495	39.636	53.292	240.5	12:54.600
6	1	2:09.346	33.459	40.952	54.935	241.6	15:03.946
7	1	2:07.694	34.423	39.768	53.503	241.6	17:11.640
8	1	2:06.138	33.277	39.443	53.418	240.5	19:17.778
9	1	2:06.645	33.155	39.649	53.841	240.0	21:24.423
10	1	2:07.300	33.661	39.639	54.000	241.1	23:31.723
11	1	2:07.116	33.564	39.762	53.790	240.0	25:38.839
12	1	2:14.509B	34.391	39.949	1:00.199	241.1	27:53.348
13	2	4:49.631	3:12.137	41.801	55.693	142.5	32:42.979
14	2	2:06.686	33.328	39.499	53.859	239.5	34:49.665
15	2	2:06.483	33.701	39.250	53.532	238.4	36:56.148
16	2	2:05.759	32.984	39.294	53.481	239.5	39:01.907
17	2	2:06.539	33.258	39.371	53.910	239.5	41:08.446
18	2	2:09.411	34.351	39.739	55.321	240.5	43:17.857



LE MANS CUP



Michelin Le Mans Cup Le Castellet Round Free Practice 1

Sector Analysis

PAUL RICARD 5.821 m.

Lap under Red Flag Invalidated Lap Personal Best Session Best B Crossing the pit lane

Lap	D	Time	Sector 1	Sector 2	Sector 3	T. Spd	Elapsed	Lap	D	Time	Sector 1	Sector 2	Sector 3	T. Spd	Elapsed		
19	2	2:11.319	B	33.096	38.992	59.231	240.5	45:29.176	15	2	2:05.322	33.035	39.138	53.149	240.5	41:47.779	
20	2	3:12.411		1:37.278	39.505	55.628	140.6	48:41.587	16	2	2:04.971	32.837	38.909	53.225	241.6	43:52.750	
21	2	2:06.264		33.158	39.140	53.966	240.5	50:47.851	17	2	2:10.066	34.519	39.813	55.734	209.7	46:02.816	
22	2	2:06.034		33.391	39.093	53.550	239.5	52:53.885	18	2	2:09.927	34.128	40.144	55.655	242.2	48:12.743	
23	2	2:05.168		33.072	39.052	53.044	239.5	54:59.053	19	2	3:39.712	B	34.292	42.639	2:22.781	240.0	51:52.455
24	2	2:06.647		33.102	39.146	54.399	239.5	57:05.700	20	2	2:31.104		49.622	40.026	1:01.456	145.0	54:23.559
25	2	2:05.111		33.016	39.121	52.974	240.5	59:10.811	21	2	4:59.035	B	33.524	39.534	3:45.977	241.6	59:22.594
26	2	2:07.857		32.898	39.424	55.535	241.1	1:01:18.668									

20		High Class Racing					Ligier JS P325 - Toyota LMP3	
		1.Philip LINDBERG						
		2.Maximus MAYER						
1	2	2:47.690	1:07.524	43.580	56.586	132.8	2:47.690	
2	2	2:12.340	35.335	41.635	55.370	245.5	5:00.030	
3	2	2:00.793	32.368	37.922	50.503	248.8	7:00.823	
4	2	2:04.416	32.120	37.759	51.537	250.0	9:02.239	
5	2	2:00.791	32.330	37.815	50.646	248.8	11:03.030	
6	2	2:00.537	32.090	37.763	50.684	250.6	13:03.567	
7	2	2:07.284	B	32.095	37.663	57.526	251.2	15:10.851
8	2	5:09.331	3:40.324	38.036	50.971	151.3	20:20.182	
9	2	2:00.174	31.826	37.746	50.602	250.0	22:20.356	
10	2	2:02.203	32.164	38.411	51.628	250.0	24:22.559	
11	2	2:00.110	31.986	37.653	50.471	249.4	26:22.669	
12	2	1:59.985	31.689	37.705	50.591	249.4	28:22.654	
13	2	2:01.786	32.382	38.229	51.175	250.6	30:24.440	
14	2	2:00.467	32.070	37.602	50.795	248.3	32:24.907	
15	2	2:07.839	B	32.069	37.905	57.865	250.0	34:32.746
16	1	8:09.164	6:30.082	42.912	56.170	124.6	42:41.910	
17	1	2:05.108	33.364	39.134	52.610	249.4	44:47.018	
18	1	2:04.325	32.849	38.728	52.748	247.7	46:51.343	
19	1	2:02.765	32.694	38.491	51.580	248.8	48:54.108	
20	1	2:02.194	32.621	38.255	51.318	248.8	50:56.302	
21	1	2:02.820	32.592	38.428	51.800	249.4	52:59.122	
22	1	2:05.413	32.587	40.527	52.299	249.4	55:04.535	
23	1	2:02.675	32.432	38.433	51.810	250.0	57:07.210	
24	1	2:05.787	34.362	38.677	52.748	250.6	59:12.997	
25	1	2:04.225	33.267	38.402	52.556	251.7	1:01:17.222	

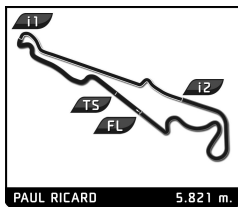
23		Biogas Motorsport					Ferrari 296 GT3 GT3	
		1.Josep MAYOLA COMADIR						
		2.Marc CAROL YBARRA						
1	1	2:42.942	54.528	49.375	59.039	108.7	2:42.942	
2	1	2:19.413	36.029	43.522	59.862	237.4	5:02.355	
3	1	2:10.510	34.681	40.442	55.387	238.9	7:12.865	
4	1	2:08.413	34.143	39.882	54.388	238.9	9:21.278	
5	1	2:08.306	34.398	39.775	54.133	238.9	11:29.584	
6	1	7:32.437	B	34.421	39.960	6:18.056	239.5	19:02.021
7	1	2:30.757	53.316	41.038	56.403	112.3	21:32.778	
8	1	2:20.113	39.743	43.628	56.742	237.9	23:52.891	
9	1	2:11.410	34.777	40.986	55.647	239.5	26:04.301	
10	1	2:10.618	34.487	39.987	56.144	239.5	28:14.919	
11	1	2:10.175	34.291	40.043	55.841	239.5	30:25.094	
12	1	4:42.505	B	35.950	40.319	3:26.236	201.1	35:07.599
13	2	2:29.125	54.284	40.428	54.413	142.5	37:36.724	
14	2	2:05.733	33.238	39.161	53.334	240.5	39:42.457	

25		Reiter Engineering					Ligier JS P325 - Toyota LMP3	
		1.Miklas Basil BORN						
		2.Bence VALINT						
1	1	2:46.943	1:06.913	43.266	56.764	124.0	2:46.943	
2	1	2:12.127	35.639	39.979	56.509	246.0	4:59.070	
3	1	2:00.470	32.380	37.966	50.124	247.1	6:59.540	
4	1	1:59.162	31.723	37.579	49.860	247.1	8:58.702	
5	1	1:59.667	31.703	37.687	50.277	248.3	10:58.369	
6	1	2:00.074	31.688	38.076	50.310	248.8	12:58.443	
7	1	2:04.926	31.914	38.963	54.049	249.4	15:03.369	
8	1	2:16.288	B	37.327	40.014	58.947	170.6	17:19.657
9	2	15:18.485	...	38.792	52.412	131.5	32:38.142	
10	2	2:02.147	33.058	38.540	50.549	247.1	34:40.289	
11	2	1:59.995	31.969	37.711	50.315	247.1	36:40.284	
12	2	1:59.390	31.513	37.599	50.278	246.6	38:39.674	
13	2	1:59.225	31.639	37.389	50.197	248.3	40:38.899	
14	2	1:59.832	31.712	37.589	50.531	247.7	42:38.731	
15	2	2:00.749	31.769	37.653	51.327	248.3	44:39.480	
16	2	2:01.054	32.357	37.729	50.968	250.0	46:40.534	
17	2	2:00.065	31.753	37.688	50.624	248.8	48:40.599	
18	2	2:00.814	31.876	37.614	51.324	248.3	50:41.413	
19	2	2:00.143	31.888	37.902	50.353	250.0	52:41.556	
20	2	2:06.985	B	31.590	37.836	57.559	248.8	54:48.541
21	2	5:02.279	B	3:12.206	44.361	1:05.712	133.0	59:50.820

26		Bretton Racing					Ligier JS P325 - Toyota LMP3	
		1.Haydn CHANCE						
		2.Grégory DE SYBOURG						
1	2	3:37.495	1:58.762	43.375	55.358	126.3	3:37.495	
2	2	2:06.319	34.223	39.190	52.906	246.0	5:43.814	
3	2	7:24.302	B	32.664	38.392	6:13.246	246.6	13:08.116
4	2	2:22.405	49.299	38.571	54.535	145.7	15:30.521	
5	2	2:02.163	32.845	38.047	51.271	248.8	17:32.684	
6	2	2:02.538	32.521	38.734	51.283	249.4	19:35.222	
7	2	2:01.474	32.390	37.858	51.226	250.0	21:36.696	
8	2	2:02.248	33.073	37.812	51.363	250.0	23:38.944	
9	2	2:00.975	31.987	37.782	51.206	250.0	25:39.919	
10	2	2:02.032	32.544	38.025	51.463	249.4	27:41.951	
11	2	2:02.207	32.264	38.416	51.527	249.4	29:44.158	
12	2	5:57.937	B	32.301	37.937	4:47.699	249.4	35:42.095
13	1	2:19.834	48.455	38.772	52.607	152.8	38:01.929	
14	1	2:02.168	32.376	38.349	51.443	249.4	40:04.097	
15	1	2:03.439	32.752	38.224	52.466	250.0	42:07.536	
16	1	5:08.135	B	32.468	37.919	3:57.748	249.4	47:15.671
17	1	2:18.254	48.589	38.255	51.410	150.4	49:33.925	
18	1	2:04.623	32.946	38.185	53.492	251.2	51:38.548	
19	1	2:01.683	32.277	38.113	51.293	249.4	53:40.231	



LE MANS CUP



Michelin Le Mans Cup Le Castellet Round Free Practice 1

PAUL RICARD 5.821 m.

Sector Analysis

Lap under Red Flag Invalidated Lap Personal Best Session Best B Crossing the pit lane

Lap	D	Time	Sector 1	Sector 2	Sector 3	T. Spd	Elapsed	Lap	D	Time	Sector 1	Sector 2	Sector 3	T. Spd	Elapsed
20	1	2:01.505	32.240	37.954	51.311	250.6	55:41.736	8	2	2:01.140	32.899	37.794	50.447	251.2	22:32.549
21	1	2:01.180	32.418	37.690	51.072	248.8	57:42.916	9	2	1:59.041	31.619	37.538	49.884	248.3	24:31.590
22	1	2:00.659	31.999	37.733	50.927	251.2	59:43.575	10	2	2:14.099	31.708	41.847	1:00.544	248.8	26:45.689
23	1	2:10.500B	32.273	40.537	57.690	252.3	1:01:54.075	11	2	5:33.234B	32.516	45.096	4:15.622	247.1	32:18.923

27 P4 Racing Ligier JS P325 - Toyota
 1.Andrew FERGUSON LMP3 Pro/Am
 2.Louis HAMILTON-SMITH

1	2	2:59.165	1:20.354	43.302	55.509	111.2	2:59.165
2	2	2:06.975	34.194	39.862	52.919	244.9	5:06.140
3	2	2:02.976	32.771	38.561	51.644	245.5	7:09.116
4	2	2:02.710	32.566	38.056	52.088	248.8	9:11.826
5	2	2:02.862	33.084	38.105	51.673	249.4	11:14.688
6	2	2:01.463	32.261	38.059	51.143	250.6	13:16.151
7	2	2:01.662	32.313	38.094	51.255	250.0	15:17.813
8	2	4:34.558B	32.282	37.977	3:24.299	251.2	19:52.371
9	1	2:26.121	51.530	39.775	54.816	147.5	22:18.492
10	1	2:08.921	34.419	40.212	54.290	248.8	24:27.413
11	1	2:08.940	34.015	40.303	54.622	249.4	26:36.353
12	1	2:08.137	33.851	39.931	54.355	248.8	28:44.490
13	1	2:08.587	33.754	39.648	55.185	248.8	30:53.077
14	1	2:18.096	35.101	43.520	59.475	244.3	33:11.173
15	1	2:08.052	34.036	39.803	54.213	247.7	35:19.225
16	1	4:28.097B	34.083	39.540	3:14.474	247.7	39:47.322
17	2	2:22.096	51.273	38.634	52.189	149.4	42:09.418
18	2	2:03.131	32.634	38.269	52.228	250.0	44:12.549
19	2	2:02.084	32.386	38.062	51.636	250.6	46:14.633
20	2	2:02.611	32.355	38.164	52.092	252.3	48:17.244
21	2	2:02.675	32.619	38.562	51.494	252.3	50:19.919
22	2	2:01.295	32.271	38.100	50.924	251.2	52:21.214
23	2	2:01.164	32.169	38.007	50.988	251.2	54:22.378
24	2	2:02.959	32.159	39.246	51.554	252.3	56:25.337
25	2	2:02.513	32.309	38.100	52.104	252.3	58:27.850
26	2	2:02.095	32.352	38.426	51.317	252.3	1:00:29.945

28 23Events Racing Ligier JS P325 - Toyota
 1.Terrence WOODWARD LMP3 Pro/Am
 2.Tim MERIEUX

1	2	3:59.724B	2:08.470	47.261	1:03.993	109.3	3:59.724
2	2	7:12.296	5:38.002	40.306	53.988	148.6	11:12.020
3	2	2:02.570	32.524	38.197	51.849	250.6	13:14.590
4	2	2:00.399	32.025	37.811	50.563	251.7	15:14.989
5	2	2:10.114	31.728	37.486	1:00.900	250.0	17:25.103
6	2	1:59.846	32.092	37.407	50.347	251.7	19:24.949
7	2	2:26.224B	45.600	39.912	4:00.742	251.7	21:51.173

29 Forestier Racing by VPS Ligier JS P325 - Toyota
 1.Louis ROUSSET LMP3
 2.Romain FAVRE

1	2	7:52.926B	52.133	43.881	6:16.912	104.0	7:52.926
2	2	2:23.814	52.253	39.770	51.791	144.2	10:16.740
3	2	2:00.986	32.103	38.172	50.711	246.6	12:17.726
4	2	2:04.457	32.177	37.730	54.550	248.3	14:22.183
5	2	2:00.125	32.001	37.781	50.343	247.7	16:22.308
6	2	2:07.547	32.384	40.646	54.517	250.0	18:29.855
7	2	2:01.554	31.791	37.548	52.215	249.4	20:31.409

12	2	2:17.041	48.359	37.940	50.742	150.4	34:35.964
13	2	1:59.749	31.872	37.662	50.215	247.7	36:35.713
14	2	8:56.469B	31.737	38.143	7:46.589	248.3	45:32.182
15	2	2:22.246	48.664	38.471	55.111	151.3	47:54.428
16	2	2:00.227	31.937	37.928	50.362	241.6	49:54.655
17	2	2:01.763	32.091	38.168	51.504	245.5	51:56.418
18	2	1:59.635	31.794	37.672	50.169	248.8	53:56.053
19	2	2:00.324	32.144	38.033	50.147	249.4	55:56.377
20	2	1:59.406	31.729	37.652	50.025	248.8	57:55.783
21	2	2:00.788	32.519	37.646	50.623	251.7	59:56.571
22	2	1:59.573	31.789	37.610	50.174	250.6	1:01:56.144

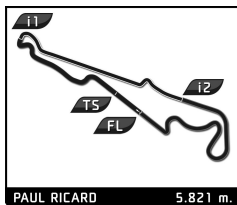
30 CD Sport Duqueine D09 - Toyota
 1.Thomas IMBOURG LMP3
 2.Arthur ROGEON

1	1	6:02.326	4:17.536	46.126	58.664	126.9	6:02.326
2	1	2:08.996	34.432	40.845	53.719	240.5	8:11.322
3	1	2:04.188	32.903	38.318	52.967	248.3	10:15.510
4	1	2:01.040	32.490	37.875	50.975	250.6	12:16.550
5	1	2:03.133	31.917	37.928	53.288	250.6	14:19.683
6	1	2:00.547	31.787	37.669	51.091	251.2	16:20.230
7	1	2:02.528	32.275	38.490	51.763	250.0	18:22.758
8	1	2:08.762B	32.599	38.560	57.603	250.6	20:31.520
9	1	4:47.770	3:14.621	40.123	53.026	148.8	25:19.290
10	1	2:06.365	32.170	37.963	56.232	247.1	27:25.655
11	1	2:07.961B	31.815	37.873	58.273	248.3	29:33.616
12	1	5:50.914	4:20.227	38.267	52.420	149.6	35:24.530
13	1	2:01.874	32.939	37.741	51.194	250.0	37:26.404
14	1	2:01.013	31.737	37.759	51.517	250.0	39:27.417
15	1	2:08.024B	32.117	38.200	57.707	250.0	41:35.441
16	2	5:12.697	3:37.873	38.684	56.140	152.3	46:48.138
17	2	2:02.117	31.890	38.134	52.093	250.6	48:50.255
18	2	2:00.819	31.899	38.069	50.851	249.4	50:51.074
19	2	2:06.779B	31.873	37.911	56.995	248.3	52:57.853
20	2	3:14.764	1:45.199	38.633	50.932	150.6	56:12.617
21	2	2:01.239	31.834	37.759	51.646	249.4	58:13.856
22	2	2:25.319B	41.618	44.574	59.127	199.6	1:00:39.175

31 CD Sport Duqueine D09 - Toyota
 1.Shahan SARKISSIAN LMP3 Pro/Am
 2.Keven RABIN

1	2	2:51.561	1:14.194	42.750	54.617	135.7	2:51.561
2	2	2:09.154	35.238	40.452	53.461	246.6	5:00.712
3	2	2:02.590	32.558	38.339	51.693	248.8	7:03.302
4	2	2:01.773	32.388	38.119	51.266	250.0	9:05.075
5	2	2:02.789	32.888	38.473	51.428	250.0	11:07.864
6	2	2:01.214	32.148	38.058	51.008	249.4	13:09.078
7	2	2:00.899	31.984	38.011	50.904	250.6	15:09.977
8	2	2:10.634B	32.270	39.450	58.914	250.0	17:20.611
9	2	6:09.508	4:38.871	38.413	52.224	138.3	23:30.119
10	2	2:02.123	32.194	38.446	51.483	248.3	25:32.242

LE MANS CUP



Michelin Le Mans Cup Le Castellet Round Free Practice 1

Sector Analysis

PAUL RICARD 5.821 m.

Lap under Red Flag Invalidated Lap Personal Best Session Best Crossing the pit lane

Lap	D	Time	Sector 1	Sector 2	Sector 3	T. Spd	Elapsed	Lap	D	Time	Sector 1	Sector 2	Sector 3	T. Spd	Elapsed
11	2	2:19.346	33.984	52.714	52.648	247.1	27:51.588	13	1	2:06.514	33.532	39.700	53.282	248.8	48:34.599
12	2	2:01.026	31.944	38.029	51.053	249.4	29:52.614	14	1	2:07.478	33.303	39.982	54.193	247.7	50:42.077
13	2	2:00.612	31.902	37.778	50.932	250.0	31:53.226	15	1	2:06.187	33.411	39.046	53.730	247.7	52:48.264
14	2	2:14.196	31.704	38.217	1:04.275	249.4	34:07.422	16	1	2:08.335	35.173	39.357	53.805	247.7	54:56.599
15	2	2:17.297 B	32.257	39.403	1:05.637	247.7	36:24.719	17	1	2:06.146	33.426	39.280	53.440	247.1	57:02.745
16	2	8:55.454	7:18.399	41.234	55.821	144.6	45:20.170	18	1	2:11.173	33.186	42.577	55.410	248.3	59:13.918
17	2	2:07.505	32.957	38.567	55.981	247.1	47:27.675	19	1	2:07.556	33.885	39.198	54.473	247.7	1:01:21.474
18	2	2:34.676 B	53.994	40.222	1:00.460	249.4	50:02.351								
19	2	4:29.627	2:55.110	40.337	54.180	131.2	54:31.978								
20	2	2:03.746	32.975	39.136	51.635	248.3	56:35.724								
21	2	2:04.430	32.366	38.623	53.441	249.4	58:40.154								
22	2	2:11.776 B	33.190	39.397	59.189	251.2	1:00:51.930								

33		Kessel Racing		Ferrari 296 GT3			
		1.Murat Ruhi CUHADAROGLI		GT3			
		2.David Cleto FUMANELLI					
1	2	3:45.038	2:02.820	45.111	57.107	122.9	3:45.038
2	2	2:10.465	34.765	40.690	55.010	238.9	5:55.503
3	2	2:06.542	33.333	40.118	53.091	240.0	8:02.045
4	2	2:03.572	32.579	38.767	52.226	240.5	10:05.617
5	2	2:03.099	32.399	38.705	51.995	240.0	12:08.716
6	2	2:20.068 B	36.021	40.218	1:03.829	240.5	14:28.784
7	1	8:18.145	6:41.471	40.707	55.967	111.2	22:46.929
8	1	2:10.018	34.449	40.691	54.878	240.0	24:56.947
9	1	2:08.535	33.758	40.104	54.673	238.9	27:05.482
10	1	2:08.865	33.974	40.320	54.571	238.9	29:14.347
11	1	2:09.618	34.628	40.078	54.912	238.4	31:23.965
12	1	2:08.290	33.519	40.062	54.799	238.9	33:32.255
13	1	2:09.179	34.149	40.169	54.861	237.9	35:41.434
14	1	2:09.423	33.543	39.566	56.314	238.9	37:50.857
15	1	2:10.222	33.659	41.854	54.799	238.9	40:01.079
16	1	2:08.240	33.610	39.711	54.919	239.5	42:09.319
17	1	2:19.164 B	36.507	39.937	1:02.720	238.9	44:28.483
18	1	5:04.246	3:28.734	40.834	54.678	133.8	49:32.729
19	1	2:12.812	37.628	40.365	54.819	238.9	51:45.541
20	1	2:08.184	33.676	39.670	54.835	240.0	53:53.722
21	1	2:11.526	34.434	41.644	55.448	240.0	56:05.248
22	1	2:10.302	34.028	40.367	55.907	239.5	58:15.550
23	1	2:10.920	33.989	40.433	56.498	240.0	1:00:26.470

34		Inter Europol Competition		Ligier JS P325 - Toyota			
		1.Aristotle BALOGH		LMP3 Pro/Am			
		2.Garett GRIST					
1	2	2:40.938	1:00.522	42.902	57.514	128.3	2:40.938
2	2	2:10.654	35.864	40.893	53.897	233.8	4:51.592
3	2	2:45.675 B	33.946	56.318	1:15.411	232.8	7:37.267
4	2	20:33.955	...	38.526	52.297	141.9	28:11.222
5	2	2:08.988	32.677	38.031	58.280	247.7	30:20.210
6	2	2:00.421	32.104	37.920	50.397	247.7	32:20.631
7	2	2:03.266	32.749	39.152	51.365	248.3	34:23.897
8	2	2:00.448	32.047	37.882	50.519	248.3	36:24.345
9	2	2:00.356	31.913	37.918	50.525	248.8	38:24.701
10	2	2:08.531 B	32.208	37.768	58.555	249.4	40:33.232
11	1	3:45.099	2:07.484	40.826	56.789	130.1	44:18.331
12	1	2:09.754	33.847	40.473	55.734	246.6	46:28.085

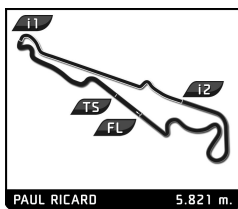
49		High Class Racing		Ligier JS P325 - Toyota			
		1.Mark PATTERSON		LMP3 Pro/Am			
		2.Anders FJORBACH					
1	1	3:32.163	1:49.679	46.433	56.051	118.7	3:32.163
2	1	2:08.822	34.436	40.055	54.331	243.8	5:40.985
3	1	2:08.675	33.775	39.592	55.308	246.0	7:49.660
4	1	2:07.867	33.466	39.396	55.005	246.6	9:57.527
5	1	2:10.109	37.662	39.494	52.953	247.7	12:07.636
6	1	2:06.494	34.194	39.251	53.049	245.5	14:14.130
7	1	2:05.532	33.443	39.233	52.856	246.6	16:19.662
8	1	2:05.289	33.554	38.860	52.875	248.8	18:24.951
9	1	2:05.856	33.628	38.719	53.509	248.3	20:30.807
10	1	2:06.526	34.485	39.022	53.019	249.4	22:37.333
11	1	2:05.824	33.628	39.022	53.174	247.1	24:43.157
12	1	2:04.721	33.305	38.847	52.569	247.7	26:47.878
13	1	2:05.640	33.598	39.142	52.900	244.9	28:53.518
14	1	2:06.016	33.813	39.558	52.645	247.7	30:59.534
15	1	2:05.316	33.119	38.754	53.443	248.8	33:04.850
16	1	2:21.874 B	33.912	41.904	1:06.058	247.7	35:26.724
17	2	4:44.048	3:13.075	38.241	52.732	152.1	40:10.772
18	2	2:01.020	31.834	38.533	50.653	247.7	42:11.792
19	2	2:02.683	31.740	38.070	52.873	248.3	44:14.475
20	2	4:59.825	34.977	37.556	50.292	249.4	46:14.300
21	2	1:59.575	31.595	37.702	50.278	247.7	48:13.875
22	2	2:00.944	32.428	37.728	50.788	249.4	50:14.819
23	2	1:59.147	31.306	37.690	50.151	248.8	52:13.966
24	2	2:00.834	31.783	37.735	51.316	248.8	54:14.800
25	2	2:02.391	32.161	37.664	52.566	247.7	56:17.191
26	2	1:59.854	31.955	37.549	50.350	248.3	58:17.045
27	2	2:08.782 B	33.261	38.512	57.009	250.6	1:00:25.827

50		23Events Racing		Ligier JS P325 - Toyota			
		1.Léna BÜHLER		LMP3			
		2.Matteo QUINTARELLI					
1	1	3:57.183 B	2:11.465	44.395	1:01.323	84.8	3:57.183
2	1	2:32.291	50.047	40.818	1:01.426	139.7	6:29.474
3	1	1:59.923	31.966	37.697	50.260	248.3	8:29.397
4	1	2:02.495	33.680	38.560	50.255	248.8	10:31.892
5	1	2:00.321	31.499	37.614	51.208	250.0	12:32.213
6	1	2:00.932	32.203	37.920	50.809	248.8	14:33.145
7	1	1:59.267	31.400	37.667	50.200	248.8	16:32.412
8	1	2:09.087	31.713	37.703	59.674	250.0	18:41.499
9	1	1:59.891	32.070	37.547	50.274	248.8	20:41.390
10	1	1:59.960	31.634	37.924	50.402	249.4	22:41.350
11	1	2:00.819	32.223	37.634	50.962	248.8	24:42.169
12	1	2:14.905	31.520	37.431	1:05.954	250.0	26:57.074
13	1	2:08.693 B	31.902	37.992	58.799	248.3	29:05.767



LE MANS CUP

Michelin Le Mans Cup Le Castellet Round Free Practice 1



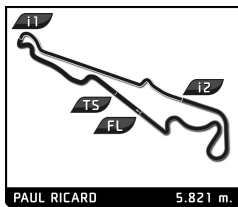
PAUL RICARD 5.821 m.

Sector Analysis

Lap under Red Flag Invalidated Lap Personal Best Session Best Crossing the pit lane

Lap	D	Time	Sector 1	Sector 2	Sector 3	T. Spd	Elapsed	Lap	D	Time	Sector 1	Sector 2	Sector 3	T. Spd	Elapsed
14	2	7:15.896	5:46.823	37.745	51.328	150.6	36:21.663	12	2	2:00.812	32.000	37.843	50.969	250.6	26:49.397
15	2	2:00.176	32.085	37.811	50.280	248.8	38:21.839	13	2	2:11.271	32.503	40.798	57.970	251.2	29:00.668
16	2	2:00.344	31.763	38.250	50.331	250.6	40:22.183	14	2	2:03.245	32.090	37.854	53.301	248.8	31:03.913
17	2	1:59.229	31.576	37.454	50.199	250.6	42:21.412	15	2	2:01.079	31.949	38.003	51.127	249.4	33:04.992
18	2	2:01.231	32.142	37.555	51.534	251.7	44:22.643	16	2	4:30.816 B	32.978	38.357	3:19.481	251.7	37:35.808
19	2	2:01.139	31.842	37.589	51.708	250.6	46:23.782	17	1	2:32.167	56.537	40.248	55.412	72.2	40:07.975
20	2	1:59.254	31.622	37.484	50.148	250.0	48:23.036	18	1	2:08.683	33.791	41.033	53.859	249.4	42:16.658
21	2	1:59.600	31.457	37.320	50.823	250.0	50:22.636	19	1	2:07.657	33.802	39.764	54.091	248.8	44:24.315
22	2	2:07.181 B	31.877	37.417	57.887	251.2	52:29.817	20	1	2:06.555	34.133	39.156	53.266	250.6	46:30.870
23	2	4:06.647 B	2:30.194	37.908	58.545	143.4	56:36.464	21	1	2:05.862	33.859	38.935	53.068	248.8	48:36.732
24	2	2:17.141	48.113	37.576	51.452	151.9	58:53.605	22	1	2:43.955	1:06.088	43.175	54.692	250.0	51:20.687
25	2	2:00.428	31.779	38.025	50.624	249.4	1:00:54.033	23	1	2:10.115	34.507	39.817	55.791	248.8	53:30.802
51 AF Corse 1. Alessandro COZZI 2. Eliseo DONNO Ferrari 296 GT3 GT3								62 Bretton Racing 1. Ben STONE 2. Dane ARENSEN Ligier JS P325 - Toyota LMP3 Pro/Am							
1	1	4:28.385	2:45.048	45.100	58.237	127.4	4:28.385	1	1	3:11.116	1:31.998	42.361	56.757	114.3	3:11.116
2	1	2:09.764	34.568	40.349	54.847	236.8	6:38.149	2	1	2:06.790	33.671	38.769	54.350	244.9	5:17.906
3	1	2:08.486	33.868	40.144	54.474	236.8	8:46.635	3	1	2:04.694	32.874	38.561	53.259	248.8	7:22.600
4	1	2:07.368	33.653	39.650	54.065	237.9	10:54.003	4	1	2:02.000	32.606	38.223	51.171	246.6	9:24.600
5	1	2:31.360	34.500	39.712	1:17.148	238.9	13:25.363	5	1	2:02.475	32.278	38.429	51.768	248.8	11:27.075
6	1	2:10.326	34.535	40.577	55.214	237.4	15:35.689	6	1	2:02.459	32.252	37.962	52.245	250.0	13:29.534
7	1	2:06.700	33.560	39.710	53.430	238.9	17:42.389	7	1	2:04.699	32.244	39.352	53.103	248.3	15:34.233
8	1	2:07.431	33.531	39.720	54.180	238.4	19:49.820	8	1	2:03.624	32.559	38.931	52.134	248.8	17:37.857
9	1	2:09.554	35.794	39.561	54.496	239.5	21:59.371	9	1	2:02.145	32.695	37.998	51.452	250.0	19:40.002
10	1	2:06.646	33.344	39.503	53.799	238.9	24:05.987	10	1	2:09.062	32.435	38.792	57.835	249.4	21:49.064
11	1	2:16.963 B	33.660	39.560	1:03.743	238.9	26:22.950	11	1	2:02.395	32.428	38.256	51.711	247.7	23:51.459
12	2	3:45.438	2:12.562	39.582	53.294	132.8	30:08.388	12	1	2:02.503	32.867	38.138	51.498	248.3	25:53.962
13	2	2:04.253	32.817	38.886	52.550	240.5	32:12.641	13	1	2:01.842	32.308	37.912	51.622	249.4	27:55.804
14	2	2:03.816	32.545	38.826	52.445	241.1	34:16.457	14	1	4:06.762 B	32.249	38.284	2:56.229	248.8	32:02.566
15	2	2:12.985 B	32.799	39.104	1:01.082	240.0	36:29.442	15	2	2:23.815	50.403	40.988	52.424	143.0	34:26.381
16	2	6:36.524	5:03.993	39.702	52.829	143.2	43:05.966	16	2	2:02.475	32.611	38.251	51.613	249.4	36:28.856
17	2	2:05.408	32.835	39.091	53.482	241.6	45:11.374	17	2	2:02.373	32.642	38.034	51.697	248.8	38:31.229
18	2	2:09.601	32.667	38.993	57.941	242.2	47:20.975	18	2	2:03.484	32.729	39.203	51.552	250.0	40:34.713
19	2	2:10.906 B	33.029	39.041	58.836	241.1	49:31.881	19	2	2:02.881	32.269	38.910	51.702	249.4	42:37.594
20	2	2:55.720	1:23.711	39.209	52.800	144.6	52:27.601	20	2	2:01.438	32.193	37.761	51.484	250.6	44:39.032
21	2	2:08.046	32.443	38.876	56.727	241.1	54:35.647	21	2	2:03.601	32.336	37.727	53.538	251.7	46:42.633
22	2	2:04.563	32.740	38.857	52.966	241.1	56:40.210	22	2	2:01.426	32.325	37.847	51.254	250.6	48:44.059
23	2	2:04.106	32.709	38.883	52.514	242.2	58:44.316	23	2	2:03.361	32.402	38.007	52.952	250.6	50:47.420
24	2	2:19.323 B	33.425	42.510	1:03.388	241.6	1:01:03.639	24	2	2:14.850	32.459	37.878	1:04.513	250.0	53:02.270
58 GG Classics 1. George NAKAS 2. Fraser ROSS Ligier JS P325 - Toyota LMP3 Pro/Am								25 2 2:04.030 33.072 38.025 52.933 244.9 55:06.300							
1	2	4:07.858	2:22.807	48.368	56.683	113.4	4:07.858	26	2	2:02.338	32.571	38.049	51.718	248.8	57:08.638
2	2	2:07.618	33.447	39.143	55.028	244.3	6:15.476	27	2	2:03.562	32.423	38.200	52.939	250.0	59:12.200
3	2	2:03.351	32.443	37.929	52.979	246.6	8:18.827	28	2	2:02.136	32.398	38.154	51.584	252.3	1:01:14.336
4	2	2:03.749	32.075	38.231	53.443	248.3	10:22.576	64 M Racing 1. Michael DOPPELMAYR 2. Pierre KAFFER Ligier JS P325 - Toyota LMP3 Pro/Am							
5	2	2:00.254	32.059	37.853	50.342	249.4	12:22.830	1	2	4:04.711	2:18.486	46.310	59.915	93.4	4:04.711
6	2	2:00.457	31.921	37.754	50.782	249.4	14:23.287	2	2	2:15.127	34.435	43.207	57.485	242.2	6:19.838
7	2	2:00.347	32.103	37.721	50.523	250.0	16:23.634	3	2	2:04.634	32.185	37.658	54.791	245.5	8:24.472
8	2	2:19.151	32.051	42.291	1:04.809	250.6	18:42.785	4	2	2:05.755	34.840	38.677	52.238	247.1	10:30.227
9	2	2:00.491	32.282	37.733	50.476	250.0	20:43.276								
10	2	2:00.456	31.937	37.634	50.885	249.4	22:43.732								
11	2	2:04.853	32.075	40.388	52.390	250.6	24:48.585								

LE MANS CUP



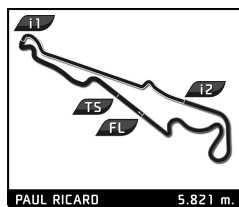
Michelin Le Mans Cup Le Castellet Round Free Practice 1

Sector Analysis

Lap under Red Flag Invalidated Lap Personal Best Session Best B Crossing the pit lane

Lap	D	Time	Sector 1	Sector 2	Sector 3	T. Spd	Elapsed	Lap	D	Time	Sector 1	Sector 2	Sector 3	T. Spd	Elapsed	
5	2	1:59.422	31.814	37.460	50.148	248.8	12:29.649	7	1	2:03.636	32.655	38.491	52.490	253.5	17:54.991	
6	2	2:05.671	32.959	37.788	54.924	245.5	14:35.320	8	1	2:02.351	32.636	38.148	51.567	251.7	19:57.342	
7	2	2:07.646	B	32.475	37.693	57.478	250.0	9	1	2:12.165	B	33.202	39.545	59.418	251.2	22:09.507
8	1	5:28.413	3:46.989	44.292	57.132	117.4	22:11.379	10	1	23:45.473	...	39.727	52.944	126.9	45:54.980	
9	1	2:13.476	35.233	41.697	56.546	242.2	24:24.855	11	1	2:04.855	33.171	39.050	52.634	247.7	47:59.835	
10	1	2:13.017	35.157	42.137	55.723	245.5	26:37.872	12	1	2:04.068	33.221	38.574	52.273	249.4	50:03.903	
11	1	2:13.570	35.543	41.300	56.727	242.2	28:51.442	13	1	2:06.477	33.167	40.180	53.130	250.0	52:10.380	
12	1	2:13.479	35.156	41.078	57.245	242.7	31:04.921	14	1	2:05.838	33.561	38.617	53.660	247.7	54:16.218	
13	1	2:10.539	34.632	41.024	54.883	244.3	33:15.460	15	1	2:15.558	B	33.209	40.205	1:02.144	249.4	56:31.776
14	1	2:10.419	34.467	40.545	55.407	243.8	35:25.879	70 Gebhardt Motorsport Duqueine D09 - Toyota LMP3								
15	1	2:12.828	35.089	41.814	55.925	244.3	37:38.707	1.Oscar Andres TUNJO								
16	1	2:12.080	34.923	40.917	56.240	243.2	39:50.787	2.Valentino CATALANO								
17	1	2:11.955	35.043	41.576	55.336	246.6	42:02.742	1	2	4:32.288	2:48.665	46.561	57.062	124.3	4:32.288	
18	1	2:24.325	B	35.711	41.158	1:07.456	237.9	44:27.067	2	2	2:07.913	35.502	39.961	52.450	243.2	6:40.201
19	2	6:09.798	4:22.610	46.219	1:00.969	137.8	50:36.865	3	2	2:02.550	32.752	38.402	51.396	249.4	8:42.751	
20	2	2:01.391	32.616	38.057	50.718	248.3	52:38.256	4	2	2:01.930	32.205	38.443	51.282	250.6	10:44.681	
21	2	2:00.075	31.829	37.832	50.414	248.3	54:38.331	5	2	2:04.467	32.004	39.174	53.289	250.6	12:49.148	
22	2	2:00.363	32.089	37.612	50.662	248.3	56:38.694	6	2	2:02.491	31.925	38.670	51.896	252.9	14:51.639	
23	2	2:00.948	31.827	37.896	51.225	250.0	58:39.642	7	2	2:00.630	31.997	37.809	50.824	243.8	16:52.269	
24	2	1:59.854	31.978	37.712	50.164	247.7	1:00:39.496	8	2	2:00.381	31.733	37.859	50.789	251.2	18:52.650	
65 Team Motopark Mercedes AMG GT3								70 Gebhardt Motorsport Duqueine D09 - Toyota LMP3								
1.Heiko NEUMANN								1.Oscar Andres TUNJO								
2.Lukas DUNNER								2.Valentino CATALANO								
1	1	5:15.703	3:27.517	48.123	1:00.063	115.3	5:15.703	9	2	2:09.400	32.458	38.567	58.375	251.7	21:02.050	
2	1	2:18.445	36.356	43.957	58.132	215.1	7:34.148	10	2	2:01.128	32.163	37.913	51.052	250.0	23:03.178	
3	1	2:08.069	34.171	39.838	54.060	237.9	9:42.217	11	2	2:10.286	B	31.930	37.771	1:00.585	251.2	25:13.464
4	1	2:07.123	33.492	39.253	54.378	238.9	11:49.340	12	1	4:37.631	3:07.407	38.431	51.793	148.1	29:51.095	
5	1	2:07.143	33.391	39.303	54.449	238.4	13:56.483	13	1	2:00.747	32.075	37.863	50.809	249.4	31:51.842	
6	1	2:07.719	33.680	39.558	54.481	241.1	16:04.202	14	1	2:00.019	31.729	37.608	50.682	250.0	33:51.861	
7	1	2:16.313	B	35.177	39.147	1:01.989	237.9	18:20.515	15	1	2:00.313	31.781	37.542	50.990	250.0	35:52.174
8	1	3:39.790	2:05.735	39.515	54.540	131.9	22:00.305	16	1	2:00.331	31.726	37.899	50.706	251.2	37:52.505	
9	1	2:06.682	33.418	39.298	53.966	241.1	24:06.987	17	1	2:04.257	32.528	38.562	53.167	251.2	39:56.762	
10	1	2:07.266	33.647	39.043	54.576	241.1	26:14.253	18	1	2:01.831	31.946	38.666	51.219	251.7	41:58.593	
11	1	2:06.999	33.436	39.135	54.428	240.0	28:21.252	19	1	2:00.056	31.834	37.682	50.540	250.6	43:58.649	
12	1	2:07.199	33.331	39.436	54.432	238.9	30:28.451	20	1	2:00.441	31.836	37.709	50.896	251.7	45:59.090	
13	1	2:08.503	33.772	39.513	55.218	238.9	32:36.954	21	1	2:08.196	B	32.161	37.799	58.236	254.1	48:07.286
14	1	2:08.033	33.645	40.037	54.351	238.9	34:44.987	22	1	6:07.490	4:37.276	38.326	51.888	145.4	54:14.776	
15	1	2:07.953	33.587	39.365	55.001	240.0	36:52.940	23	1	2:04.354	32.968	38.280	53.106	248.3	56:19.130	
16	1	2:07.500	33.451	39.368	54.681	240.5	39:00.440	24	1	2:05.811	36.691	38.308	50.812	254.1	58:24.941	
17	1	2:22.474	B	35.458	41.825	1:05.191	239.5	41:22.914	25	1	2:00.373	31.894	37.706	50.773	251.2	1:00:25.314
18	2	4:35.816	2:59.826	39.547	56.443	122.7	45:58.730	71 Rinaldi Racing Ligier JS P325 - Toyota LMP3 Pro/Am								
19	2	2:10.671	B	33.434	38.859	58.378	242.7	48:09.401	1.Stefan AUST							
20	2	4:33.981	B	2:56.608	38.932	58.441	151.5	52:43.382	2.Felipe FERNANDEZ-LASE							
21	2	3:51.718	B	1:56.830	49.062	1:05.826	95.3	56:35.100	1	1	4:25.302	2:39.252	46.919	59.131	117.9	4:25.302
66 Rinaldi Racing Ligier JS P325 - Toyota LMP3 Pro/Am								2	1	2:07.282	34.705	39.681	52.896	242.2	6:32.584	
1.Steve PARROW								3	1	2:03.410	33.254	38.506	51.650	248.8	8:35.994	
2.Griffin PEEBLES								4	1	2:02.029	32.256	38.187	51.586	247.7	10:38.023	
1	1	5:21.100	3:34.092	46.370	1:00.638	93.0	5:21.100	5	1	2:01.793	32.604	38.073	51.116	248.8	12:39.816	
2	1	2:11.767	34.857	41.221	55.689	246.6	7:32.867	6	1	2:01.030	32.088	38.048	50.894	249.4	14:40.846	
3	1	2:05.483	33.359	39.199	52.925	248.3	9:38.350	7	1	2:08.534	B	32.125	38.166	58.243	248.8	16:49.380
4	1	2:05.741	34.395	38.912	52.434	249.4	11:44.091	8	2	4:34.106	3:04.757	38.070	51.279	147.9	21:23.486	
5	1	2:03.839	32.877	38.563	52.399	249.4	13:47.930	9	2	2:02.357	31.888	39.344	51.125	250.0	23:25.843	
6	1	2:03.425	32.976	38.408	52.041	252.3	15:51.355	10	2	2:06.484	31.971	37.907	56.606	250.0	25:32.327	
								11	2	2:01.242	32.167	37.967	51.108	247.7	27:33.569	
								12	2	2:00.882	32.002	38.394	50.486	250.0	29:34.451	
								13	2	2:00.393	31.907	37.512	50.974	252.3	31:34.844	

LE MANS CUP



Michelin Le Mans Cup
Le Castellet Round
Free Practice 1

Sector Analysis

PAUL RICARD 5.821 m.

Lap under Red Flag Invalidated Lap Personal Best Session Best Crossing the pit lane

Lap	D	Time	Sector 1	Sector 2	Sector 3	T. Spd	Elapsed	Lap	D	Time	Sector 1	Sector 2	Sector 3	T. Spd	Elapsed
14	2	2:02.391	32.083	38.568	51.740	251.2	33:37.235	13	2	2:01.384	32.065	38.084	51.235	248.8	27:39.726
15	2	2:01.266	31.974	37.550	51.742	250.0	35:38.501	14	2	2:12.902 B	34.119	39.755	59.028	248.3	29:52.628
16	2	2:00.149	31.841	37.614	50.694	249.4	37:38.650	15	2	6:28.665	4:58.436	38.547	51.682	148.4	36:21.293
17	2	1:59.798	31.878	37.602	50.318	251.2	39:38.448	16	2	2:02.114	32.116	38.621	51.377	247.1	38:23.407
18	2	1:59.484	31.600	37.400	50.484	250.6	41:37.932	17	2	2:01.764	32.450	38.413	50.901	249.4	40:25.171
19	2	2:09.466 B	31.920	37.752	59.794	251.2	43:47.398	18	2	2:09.722 B	33.054	38.305	58.363	251.2	42:34.893
20	1	4:24.132	2:53.300	39.090	51.742	152.1	48:11.530	19	1	4:22.918	2:50.062	39.437	53.419	138.1	46:57.811
21	1	2:03.849	32.658	38.314	52.877	248.8	50:15.379	20	1	2:05.318	33.274	39.127	52.917	248.8	49:03.129
22	1	2:03.685	32.458	38.482	52.745	250.6	52:19.064	21	1	2:04.505	33.366	39.022	52.117	249.4	51:07.634
23	1	2:02.004	32.483	38.210	51.311	249.4	54:21.068	22	1	2:04.207	33.138	38.823	52.246	249.4	53:11.841
24	1	2:02.854	32.261	38.283	52.310	250.6	56:23.922	23	1	2:06.413	33.734	39.985	52.694	250.0	55:18.254
25	1	2:01.838	32.495	38.223	51.120	248.8	58:25.760	24	1	2:04.130	33.291	38.820	52.019	250.0	57:22.384
26	1	2:01.988	32.438	37.922	51.628	250.6	1:00:27.748	25	1	2:03.668	32.892	38.767	52.009	248.8	59:26.052
								26	1	2:04.502	32.972	39.285	52.245	249.4	1:01:30.554

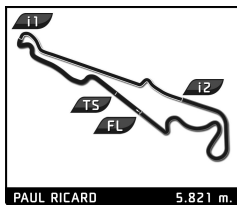
74 Team Virage		Ligier JS P325 - Toyota					
1.Samir BEN		LMP3					
2.Mikael PITAMBER							
1	1	2:39.640	58.004	43.920	57.716	126.3	2:39.640
2	1	2:07.357	35.561	39.316	52.480	236.3	4:46.997
3	1	2:01.825	32.573	37.969	51.283	248.8	6:48.822
4	1	2:04.803	32.875	37.985	53.943	250.6	8:53.625
5	1	2:01.015	32.135	38.142	50.738	248.8	10:54.640
6	1	2:02.111	33.224	38.135	50.752	249.4	12:56.751
7	1	2:11.109 B	32.818	39.401	58.890	251.2	15:07.860
8	2	6:47.378	5:16.327	38.968	52.083	131.7	21:55.238
9	2	2:02.467	32.643	38.291	51.533	249.4	23:57.705
10	2	2:02.143	32.566	38.386	51.191	250.0	25:59.848
11	2	2:01.920	32.366	38.189	51.365	248.3	28:01.768
12	2	2:02.044	32.610	38.175	51.259	249.4	30:03.812
13	2	2:01.376	32.459	37.968	50.949	249.4	32:05.188
14	2	2:09.643 B	32.921	38.306	58.416	249.4	34:14.831
15	2	12:38.701	...	38.417	52.217	110.3	46:53.532
16	2	2:02.624	32.781	38.219	51.624	250.0	48:56.156
17	2	2:02.124	32.506	38.163	51.455	250.0	50:58.280
18	2	2:01.663	32.434	38.049	51.180	250.0	52:59.943
19	2	2:01.666	32.315	38.325	51.026	251.2	55:01.609
20	2	2:02.619	32.187	38.088	52.344	251.2	57:04.228
21	2	2:04.345	32.653	40.239	51.453	250.0	59:08.573
22	2	2:01.057	32.068	38.085	50.904	251.7	1:01:09.630

77 Reiter Engineering		Ligier JS P325 - Toyota					
1.Horst FELBERMAYR		LMP3 Pro/Am					
2.Horst Felix FELBERMAYR							
1	2	2:55.622	1:15.890	44.361	55.371	141.9	2:55.622
2	2	2:13.752	34.858	41.270	57.624	237.4	5:09.374
3	2	2:11.462	33.773	38.650	59.039	245.5	7:20.836
4	2	2:01.053	32.255	38.045	50.753	247.1	9:21.889
5	2	2:01.879	32.909	38.161	50.809	250.6	11:23.768
6	2	2:03.097	31.996	38.087	53.014	249.4	13:26.865
7	2	2:03.182	32.803	38.288	52.091	250.0	15:30.047
8	2	2:01.522	31.939	38.547	51.036	249.4	17:31.569
9	2	2:01.543	32.770	38.021	50.752	251.2	19:33.112
10	2	2:01.575	31.954	38.320	51.301	248.8	21:34.687
11	2	2:01.008	32.120	37.907	50.981	249.4	23:35.695
12	2	2:02.647	32.454	38.635	51.558	248.8	25:38.342

83 Iron Dames		Porsche 911 GT3 R (992)					
1.Vanina ICKX		GT3					
2.Marta GARCIA LOPEZ							
1	2	2:49.034	1:04.400	46.552	58.082	124.3	2:49.034
2	2	2:12.403	35.580	40.835	55.988	238.9	5:01.437
3	2	2:05.874	33.710	39.049	53.115	243.8	7:07.311
4	2	2:04.147	32.797	38.692	52.658	243.2	9:11.458
5	2	2:06.013	33.912	38.982	53.119	243.2	11:17.471
6	2	2:04.802	32.953	38.838	53.011	243.8	13:22.273
7	2	2:04.354	32.963	38.693	52.698	243.8	15:26.627
8	2	2:04.508	32.803	38.792	52.913	243.2	17:31.135
9	2	2:07.115	33.727	39.705	53.683	243.2	19:38.250
10	2	2:07.049	33.210	39.309	54.500	244.3	21:45.269
11	2	2:05.450	33.004	38.961	53.485	243.8	23:50.719
12	2	2:12.348 B	33.067	39.233	1:00.048	243.2	26:03.067
13	1	4:48.924	3:12.226	41.206	55.492	142.1	30:51.991
14	1	2:10.374	34.467	41.187	54.720	244.3	33:02.365
15	1	2:08.758	34.143	39.669	54.946	243.8	35:11.123
16	1	2:07.571	33.776	39.471	54.324	242.2	37:18.694
17	1	2:07.157	33.663	39.611	53.883	243.2	39:25.851
18	1	2:06.350	33.252	39.325	53.773	243.2	41:32.201
19	1	2:08.430	33.587	39.578	55.265	243.8	43:40.631
20	1	2:07.800	33.434	39.852	54.514	244.3	45:48.431
21	1	2:06.975	33.615	39.636	53.724	244.3	47:55.406
22	1	2:07.222	33.651	39.684	53.887	245.5	50:02.628
23	1	2:19.452 B	33.683	40.880	1:04.889	242.7	52:22.080
24	2	3:45.153	2:11.689	39.754	53.710	115.1	56:07.233
25	2	2:06.048	33.119	39.455	53.474	244.3	58:13.281
26	2	2:05.628	33.347	39.025	53.256	243.8	1:00:18.909

84 ANS Motorsport		Ligier JS P325 - Toyota					
1.Julien LEMOINE		LMP3 Pro/Am					
2.Paul TROJANI							
1	1	2:39.317	56.848	44.604	57.865	106.9	2:39.317
2	1	2:06.346	35.016	39.097	52.233	241.6	4:45.663
3	1	2:02.412	32.863	38.465	51.084	246.0	6:48.075
4	1	2:02.292	33.017	37.985	51.290	247.7	8:50.367
5	1	2:03.912	32.858	38.249	52.805	250.6	10:54.279
6	1	2:02.142	32.728	37.999	51.415	249.4	12:56.421
7	1	2:03.560	32.519	39.440	51.601	252.3	14:59.981

LE MANS CUP



Michelin Le Mans Cup Le Castellet Round Free Practice 1

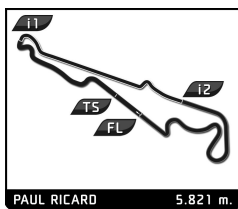
PAUL RICARD 5.821 m.

Sector Analysis

Lap under Red Flag Invalidated Lap Personal Best Session Best Crossing the pit lane

Lap	D	Time	Sector 1	Sector 2	Sector 3	T. Spd	Elapsed	Lap	D	Time	Sector 1	Sector 2	Sector 3	T. Spd	Elapsed
8	1	2:02.551	32.593	38.115	51.843	252.3	17:02.532	5	1	1:59.890	31.992	37.677	50.221	250.6	18:31.047
9	1	2:02.395	32.379	38.588	51.428	252.3	19:04.927	6	1	2:17.211	45.584	39.001	52.626	251.7	20:48.258
10	1	2:02.089	32.688	37.989	51.412	250.6	21:07.016	7	1	1:59.881	32.018	37.576	50.287	250.6	22:48.139
11	1	2:02.123	32.568	38.209	51.346	249.4	23:09.139	8	1	2:07.002	33.903	38.377	54.722	216.9	24:55.141
12	1	2:02.726	32.847	38.135	51.744	250.0	25:11.865	9	1	2:05.176	33.064	39.799	52.313	249.4	27:00.317
13	1	2:01.817	32.445	38.052	51.320	250.0	27:13.682	10	1	2:01.067	32.151	37.808	51.108	250.6	29:01.384
14	1	2:02.775	33.178	38.124	51.473	250.0	29:16.457	11	1	2:08.668	32.498	37.818	58.352	250.0	31:10.052
15	1	2:02.693	33.106	38.352	51.235	251.2	31:19.150	12	2	11:47.079	...	39.879	53.109	139.2	42:57.131
16	1	4:30.853	33.245	38.785	3:18.823	250.6	35:50.003	13	2	2:02.095	32.754	38.422	50.919	247.7	44:59.226
17	2	2:16.578	47.996	37.813	50.769	151.7	38:06.581	14	2	2:00.507	32.101	37.867	50.539	249.4	46:59.733
18	2	2:04.787	33.598	38.297	52.892	248.8	40:11.368	15	2	2:02.174	31.966	38.485	51.723	251.2	49:01.907
19	2	2:01.121	32.041	38.196	50.884	250.6	42:12.489	16	2	2:00.838	32.129	38.018	50.691	250.6	51:02.745
20	2	2:02.952	32.103	37.803	53.046	251.2	44:15.441	17	2	2:00.115	31.980	37.717	50.418	250.0	53:02.860
21	2	2:00.387	32.033	37.832	50.522	251.2	46:15.828	18	2	2:12.307	33.703	43.930	54.674	250.6	55:15.167
22	2	2:00.644	31.833	37.947	50.831	251.2	48:16.439	19	2	2:00.841	32.064	37.871	50.906	248.3	57:16.008
23	2	2:01.266	32.156	37.849	51.261	251.7	50:17.705	20	2	2:00.539	34.994	37.841	50.707	250.6	59:16.547
24	2	2:00.592	31.802	37.881	50.909	250.6	52:18.297	21	2	2:11.927	31.951	38.523	1:01.453	250.6	1:01:28.474
25	2	2:00.152	31.621	37.798	50.733	251.2	54:18.449	87 CLX Motorsport Ligier JS P325 - Toyota LMP3 1.Alvise RODELLA 2.Pierre-Alexandre PROVOS							
26	2	2:01.517	31.686	38.429	51.402	251.7	56:19.966	1	1	3:13.427	1:39.289	41.385	52.753	118.0	3:13.427
27	2	4:14.110	32.292	38.143	3:03.675	251.7	1:00:34.076	2	1	2:02.290	32.487	38.163	51.640	242.2	5:15.717
85 R-race GP Duqueine D09 - Toyota LMP3 1.Hugo SCHWARZE 2.Hadrien DAVID								3	1	2:18.885	31.497	37.535	1:09.853	246.6	7:34.602
1	2	2:38.419	51.607	46.877	59.935	97.8	2:38.419	4	1	2:00.746	32.681	38.166	49.899	248.8	9:35.348
2	2	2:24.200	37.899	43.501	1:02.800	242.2	5:02.619	5	1	1:59.622	31.476	37.928	50.218	247.7	11:34.970
3	2	9:09.859	7:33.433	41.836	54.590	115.0	14:12.478	6	1	1:58.792	31.400	37.428	49.964	246.0	13:33.762
4	2	2:05.250	33.838	39.441	51.971	244.9	16:17.728	7	1	2:00.911	31.307	37.511	52.093	248.8	15:34.673
5	2	2:00.465	32.161	38.066	50.238	248.8	18:18.193	8	1	2:01.104	31.920	37.888	51.296	250.6	17:35.777
6	2	1:59.395	31.913	37.531	49.951	249.4	20:17.588	9	1	2:00.697	31.564	37.793	51.340	249.4	19:36.474
7	2	1:59.087	31.634	37.388	50.065	249.4	22:16.675	10	1	5:07.508	31.930	37.397	3:58.181	250.0	24:43.982
8	2	1:59.116	31.594	37.446	50.076	250.0	24:15.791	11	2	2:17.938	48.294	38.520	51.124	152.1	27:01.920
9	2	2:16.160	39.713	41.837	54.610	185.2	26:31.951	12	2	2:00.092	34.529	37.740	50.823	249.4	29:02.012
10	2	1:58.992	31.723	37.394	49.875	248.8	28:30.943	13	2	2:02.420	32.245	37.691	52.484	250.0	31:04.432
11	2	1:58.770	31.376	37.372	50.022	248.8	30:29.713	14	2	2:01.118	32.022	37.907	51.189	249.4	33:05.550
12	2	2:14.337	33.611	39.037	1:01.689	250.6	32:44.050	15	2	2:04.728	33.529	39.820	51.379	251.2	35:10.278
13	1	8:23.091	6:49.500	40.466	53.125	148.4	41:07.141	16	2	2:01.095	31.644	37.649	51.802	248.8	37:11.373
14	1	2:01.851	32.732	38.271	50.848	243.2	43:08.992	17	2	1:59.770	31.595	37.629	50.546	247.7	39:11.143
15	1	2:01.532	32.148	38.097	51.287	249.4	45:10.524	18	2	2:00.970	32.455	37.417	51.098	249.4	41:12.113
16	1	2:00.879	32.056	38.178	50.645	248.8	47:11.403	19	2	1:59.946	31.563	37.840	50.513	249.4	43:12.029
17	1	2:00.659	31.808	37.877	50.974	250.0	49:12.062	20	2	2:19.832	31.565	37.964	1:10.303	250.0	45:31.861
18	1	2:01.045	31.802	38.545	50.698	248.8	51:13.107	88 R-race GP Duqueine D09 - Toyota LMP3 Pro/Am 1.Romano RICCI 2.Fabien LAVERGNE							
19	1	2:00.332	31.909	37.770	50.653	249.4	53:13.439	1	2	2:39.694	47.140	47.083	1:05.471	109.6	2:39.694
20	1	2:03.915	32.384	38.575	52.956	249.4	55:17.354	2	1	5:46.070	3:57.924	46.115	1:02.031	98.8	8:25.764
21	1	2:00.670	32.133	37.808	50.729	250.0	57:18.024	3	1	2:15.102	37.036	42.669	55.397	221.3	10:40.866
22	1	2:06.993	32.513	41.238	53.242	249.4	59:25.017	4	1	2:05.801	33.516	39.392	52.893	246.0	12:46.667
23	1	2:00.388	32.048	37.817	50.523	249.4	1:01:25.405	5	1	2:06.112	33.602	39.296	53.214	246.6	14:52.779
1	1	2:39.133	53.011	46.669	59.453	95.8	2:39.133	6	1	2:03.604	32.864	38.693	52.050	247.1	16:56.383
2	1	2:25.099	38.196	43.351	1:03.552	210.9	5:04.232	7	1	2:03.165	32.734	38.560	51.871	247.7	18:59.548
3	1	9:22.239	7:43.454	43.308	55.477	120.1	14:26.471	8	1	2:16.880	32.967	38.247	4:05.666	247.7	21:16.428
4	1	2:04.686	34.769	38.895	51.022	235.3	16:31.157	9	1	2:03.672	33.122	38.491	52.059	246.6	23:20.100
								10	1	2:04.448	32.627	38.794	52.997	246.0	25:24.518

LE MANS CUP



Michelin Le Mans Cup Le Castellet Round Free Practice 1

Sector Analysis

Lap under Red Flag Invalidated Lap Personal Best Session Best Crossing the pit lane

Lap	D	Time	Sector 1	Sector 2	Sector 3	T. Spd	Elapsed	Lap	D	Time	Sector 1	Sector 2	Sector 3	T. Spd	Elapsed		
11	1	2:13.255	B	32.742	38.767	4:01.746	247.7	27:37.773	10	1	2:09.288	34.361	40.151	54.776	239.5	27:18.344	
12	2	8:38.880		7:08.210	38.835	51.835	149.4	36:16.653	11	1	2:08.223	34.063	39.742	54.418	240.5	29:26.567	
13	2	2:00.474		32.052	38.014	50.408	247.1	38:17.127	12	1	2:10.410	34.202	39.547	56.661	239.5	31:36.977	
14	2	2:00.621		31.906	38.090	50.625	247.7	40:17.748	13	1	2:10.195	34.913	39.786	55.496	240.0	33:47.172	
15	2	2:02.038		32.103	38.056	51.879	248.8	42:19.786	14	1	2:08.362	34.263	39.476	54.623	241.1	35:55.534	
16	2	2:02.759		32.163	38.491	52.105	248.3	44:22.545	15	1	2:08.437	33.958	39.877	54.602	239.5	38:03.971	
17	2	2:04.020		33.019	38.326	52.675	247.1	46:26.565	16	1	2:09.398	34.059	39.700	55.639	239.5	40:13.369	
18	2	2:01.158		32.218	38.100	50.840	248.8	48:27.723	17	1	2:07.536	33.809	39.458	54.269	241.1	42:20.905	
19	2	2:01.430		32.186	38.145	51.099	248.3	50:29.153	18	1	2:08.583	34.416	39.835	54.332	241.1	44:29.488	
20	2	2:09.132	B	32.331	38.157	58.644	248.3	52:38.285	19	1	2:14.643	B	33.955	39.895	1:00.793	241.1	46:44.131
21	2	3:12.041		1:38.452	38.645	54.944	152.3	55:50.326	20	2	3:41.515		2:00.609	44.036	56.870	147.9	50:25.646
22	2	2:01.484		32.197	38.303	50.984	247.7	57:51.810	21	2	2:05.694		33.176	39.332	53.186	240.0	52:31.340
23	2	2:01.111		31.986	38.197	50.928	249.4	59:52.921	22	2	2:05.375		32.872	39.254	53.249	240.5	54:36.715
24	2	2:08.349	B	32.004	38.116	58.229	248.3	1:02:01.270	23	2	2:05.137		32.942	39.256	52.939	242.2	56:41.852
									24	2	2:05.347		33.003	39.135	53.209	241.6	58:47.199
									25	2	2:13.505	B	33.053	39.724	1:00.728	241.6	1:01:00.704

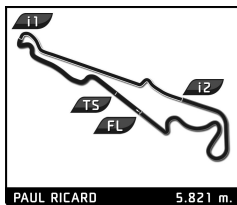
92	Forestier Racing by VPS						Ligier JS P325 - Toyota LMP3					
	1.Luciano MORANO 2.Charles ROUSSANNE											
1	2	3:52.298	2:13.541	44.374	54.383	87.8	3:52.298					
2	2	2:01.266	32.453	38.491	50.322	243.2	5:53.564					
3	2	2:01.799	32.660	37.881	51.258	248.3	7:55.363					
4	2	2:00.327	31.852	37.672	50.803	246.6	9:55.690					
5	2	2:00.386	31.896	37.570	50.920	250.6	11:56.076					
6	2	1:59.554	31.635	37.507	50.412	252.3	13:55.630					
7	2	1:58.851	31.365	37.583	49.903	251.2	15:54.481					
8	2	1:58.558	31.299	37.410	49.849	249.4	17:53.039					
9	2	4:32.467	B	31.367	37.744	3:23.356	249.4	22:25.506				
10	1	2:19.792	49.968	38.230	51.594	149.2	24:45.298					
11	1	2:02.708	32.132	38.188	52.388	248.3	26:48.006					
12	1	2:02.084	32.035	37.732	52.317	251.7	28:50.090					
13	1	2:01.260	31.754	37.563	51.943	248.8	30:51.350					
14	1	2:00.088	31.874	37.424	50.790	249.4	32:51.438					
15	1	1:59.383	31.499	37.504	50.380	250.6	34:50.821					
16	1	2:01.009	32.127	37.517	51.365	250.6	36:51.830					
17	1	1:59.198	31.597	37.507	50.094	249.4	38:51.028					
18	1	1:59.057	31.659	37.345	50.053	250.0	40:50.085					
19	1	1:58.898	31.519	37.285	50.094	250.6	42:48.983					
20	1	1:59.923	31.624	37.672	50.627	250.0	44:48.906					
21	1	2:00.400	31.903	37.886	50.611	251.2	46:49.306					
22	1	4:21.917	B	31.657	37.646	3:12.614	251.7	51:11.223				
23	1	4:38.471	B	48.370	37.882	3:12.219	152.5	55:49.694				
24	1	2:22.738	B	48.449	37.940	56.349	152.3	58:12.432				

95	Ebimotors						Porsche 911 GT3 R (992) GT3					
	1.Fabrizio BROGGI 2.Sergiu NICOLAE											
1	2	3:15.304	B	1:19.409	48.611	1:07.284	107.9	3:15.304				
2	2	4:52.955		3:11.980	42.947	58.028	146.3	8:08.259				
3	2	2:14.972		36.465	41.202	57.305	240.0	10:23.231				
4	2	2:05.775		33.413	39.429	52.933	242.2	12:29.006				
5	2	2:06.877		34.007	39.236	53.634	241.6	14:35.883				
6	2	2:05.126		32.700	39.082	53.344	243.2	16:41.009				
7	2	2:04.576		32.801	38.956	52.819	241.6	18:45.585				
8	2	2:44.834	B	32.881	39.004	59.946	241.1	20:57.416				
9	1	4:11.640		2:29.742	42.260	59.638	121.2	25:09.056				

97	CLX Motorsport						Ligier JS P325 - Toyota LMP3					
	1.Cédric OLTRAMARE 2.David DROUX											
1	1	3:16.992	1:42.296	41.055	53.641	130.8	3:16.992					
2	1	2:20.760	32.930	38.919	1:08.911	244.3	5:37.752					
3	1	2:01.528	32.143	38.320	51.065	245.5	7:39.280					
4	1	2:00.224	31.702	37.891	50.631	246.0	9:39.504					
5	1	1:59.710	31.704	37.654	50.352	248.8	11:39.214					
6	1	2:00.073	31.774	37.706	50.593	247.7	13:39.287					
7	1	2:00.228	31.690	37.669	50.869	246.6	15:39.515					
8	1	2:00.131	31.664	37.680	50.787	248.8	17:39.646					
9	1	2:00.840	31.953	37.770	51.117	249.4	19:40.486					
10	1	2:04.069	32.393	38.809	52.867	248.8	21:44.555					
11	1	1:59.976	31.727	37.545	50.704	247.7	23:44.531					
12	1	2:07.905	32.548	37.723	57.634	250.6	25:52.436					
13	1	2:00.096	31.875	37.648	50.573	247.1	27:52.532					
14	1	4:23.672	B	31.953	37.868	3:13.851	250.0	32:16.204				
15	2	2:16.290	47.401	37.979	50.910	154.1	34:32.494					
16	2	1:59.755	31.734	37.796	50.225	247.1	36:32.249					
17	2	1:59.550	31.685	37.540	50.325	247.7	38:31.799					
18	2	2:01.849	32.332	38.233	51.284	248.3	40:33.648					
19	2	2:00.883	31.572	37.581	51.730	248.3	42:34.531					
20	2	2:03.456	31.584	37.763	54.109	248.8	44:37.987					
21	2	4:59.746		31.680	37.518	50.548	248.8	46:37.733				
22	2	1:59.672	31.445	37.718	50.509	248.8	48:37.405					
23	2	2:03.489	34.159	37.865	51.465	249.4	50:40.894					
24	2	1:59.455	31.405	37.817	50.233	248.3	52:40.349					
25	2	1:59.473	31.450	37.809	50.214	247.7	54:39.822					
26	2	2:17.380	31.563	42.582	1:03.235	250.0	56:57.202					
27	2	1:58.976	31.527	37.562	49.887	248.3	58:56.178					
28	2	2:09.572	B	32.056	37.569	59.947	249.4	1:01:05.750				

98	Motorsport98						Ligier JS P325 - Toyota LMP3 Pro/Am					
	1.Eric DE DONCKER 2.Gillian HENRION											
1	1	3:01.135	1:14.055	47.989	59.091	115.8	3:01.135					
2	1	2:09.716	35.279	40.080	54.357	243.8	5:10.851					
3	1	9:07.801	B	33.348	39.169	7:55.284	247.1	14:18.652				

LE MANS CUP



Michelin Le Mans Cup Le Castellet Round Free Practice 1

PAUL RICARD 5.821 m.

Sector Analysis

Lap under Red Flag Invalidated Lap Personal Best Session Best B Crossing the pit lane

Lap	D	Time	Sector 1	Sector 2	Sector 3	T. Spd	Elapsed	Lap	D	Time	Sector 1	Sector 2	Sector 3	T. Spd	Elapsed
4	1	2:26.645	53.254	40.448	52.943	120.3	16:45.297								
5	1	2:05.148	32.821	38.832	53.495	247.7	18:50.445								
6	1	2:05.603	33.499	38.953	53.151	247.1	20:56.048								
7	1	2:04.321	32.986	38.858	52.477	247.1	23:00.369								
8	1	2:06.543	32.850	39.054	54.639	248.3	25:06.912								
9	1	3:26.324 B	33.012	39.142	2:14.170	247.7	28:33.236								
10	2	2:19.997	49.956	38.310	51.731	147.5	30:53.233								
11	2	2:03.463	33.519	38.997	50.947	254.1	32:56.696								
12	2	2:00.550	32.227	37.844	50.479	246.6	34:57.246								
13	2	2:00.330	31.960	37.751	50.619	247.7	36:57.576								
14	2	4:29.382 B	32.004	38.045	3:19.333	251.7	41:26.958								
15	2	2:16.424	48.147	37.870	50.404	147.5	43:43.379								
16	2	2:02.584	31.932	38.644	52.008	249.4	45:45.963								
17	2	1:59.745	31.697	37.691	50.357	247.7	47:45.708								
18	2	5:03.477 B	32.587	37.915	3:52.975	249.4	52:49.185								
19	1	2:30.701	51.152	39.099	1:00.450	131.2	55:19.886								
20	1	2:04.794	33.135	38.945	52.714	248.3	57:24.680								
21	1	2:04.346	33.052	38.743	52.551	247.1	59:29.026								
22	1	2:04.580	33.096	38.849	52.635	247.7	1:01:33.606								

99

More Motorsport

- 1. Mark VAN DER SNEL
- 2. Max VAN DER SNEL JR.

Ligier JS P325 - Toyota

LMP3 Pro/Am

1	2	3:36.603	1:54.559	45.082	56.962	111.3	3:36.603								
2	2	2:06.580	34.325	39.258	52.997	246.6	5:43.183								
3	2	2:03.305	32.735	38.519	52.051	246.0	7:46.488								
4	2	2:00.680	32.198	37.905	50.577	248.3	9:47.168								
5	2	2:01.057	31.956	37.616	51.485	250.0	11:48.225								
6	2	2:00.330	32.103	37.680	50.547	249.4	13:48.555								
7	2	2:06.308	32.726	38.789	54.793	252.3	15:54.863								
8	2	4:37.877 B	35.083	41.528	3:21.266	251.7	20:32.740								
9	1	2:26.678	52.874	39.920	53.884	137.9	22:59.418								
10	1	2:06.693	33.172	39.238	54.283	248.8	25:06.111								
11	1	2:04.455	33.150	39.096	52.209	248.3	27:10.566								
12	1	2:04.279	32.708	38.734	52.837	249.4	29:14.845								
13	1	2:03.525	33.365	38.449	51.711	246.0	31:18.370								
14	1	2:02.989	32.532	38.613	51.844	248.8	33:21.359								
15	1	3:46.026 B	44.067	40.198	2:21.761	248.3	37:07.385								
16	1	2:23.187	49.476	38.690	55.021	146.9	39:30.572								
17	1	2:05.306	33.122	39.458	52.726	247.1	41:35.878								
18	1	2:05.292	32.851	39.019	53.422	248.8	43:41.170								
19	1	2:05.426	33.429	39.063	52.934	251.2	45:46.596								
20	1	2:02.902	32.740	38.416	51.746	250.0	47:49.498								
21	1	2:03.760	32.950	38.499	52.311	248.8	49:53.258								
22	1	2:03.044	32.862	38.301	51.881	245.5	51:56.302								
23	1	2:03.613	33.518	38.586	51.509	206.5	53:59.915								
24	1	2:03.426	33.156	38.261	52.009	250.0	56:03.341								
25	1	2:02.359	32.414	38.336	51.609	249.4	58:05.700								
26	1	2:02.089	32.456	38.224	51.409	249.4	1:00:07.789								