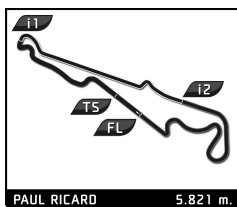


LE MANS CUP

Michelin Le Mans Cup Le Castellet Round Bronze Driver Collective Test



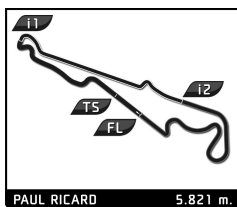
Sector Analysis

Lap under Red Flag											Invalidated Lap	Personal Best	Session Best	B Crossing the pit lane		
Lap	D	Time	Sector 1	Sector 2	Sector 3	T. Spd	Elapsed	Lap	D	Time	Sector 1	Sector 2	Sector 3	T. Spd	Elapsed	
10	Racing Spirit of Lemans Ligier JS P325 - Toyota															
	1.Jean-Ludovic FOUBERT LMP3 Pro/Am															
	2.Antoine DOQUIN															
	1	1	6:30.083	4:53.604	41.942	54.537	141.5	6:30.083	5	1	2:09.657	34.627	39.986	55.044	241.1	11:16.710
	2	1	2:04.548	33.499	38.751	52.298	248.3	8:34.631	6	1	4:12.298 B	34.759	40.163	2:57.376	240.5	15:29.008
	3	1	2:05.312	33.304	39.567	52.441	251.2	10:39.943	7	1	4:16.519 B	55.651	43.546	2:37.322	129.0	19:45.527
	4	1	2:02.452	32.774	38.086	51.592	251.2	12:42.395	8	1	2:28.398	52.667	40.644	55.087	137.1	22:13.925
	5	1	2:05.639	32.656	38.449	54.534	251.2	14:48.034	9	1	2:08.491	34.389	39.726	54.376	239.5	24:22.416
	6	1	2:02.609	32.576	38.098	51.935	250.6	16:50.643	10	1	2:07.689	33.844	39.780	54.065	240.0	26:30.105
	7	1	2:02.071	32.548	38.062	51.461	252.3	18:52.714	11	1	2:07.644	34.203	39.667	53.774	240.0	28:37.749
	8	1	2:02.646	32.711	38.075	51.860	256.5	20:55.360	12	1	2:08.492	34.119	39.744	54.629	241.6	30:46.241
	9	1	2:01.858	32.474	38.038	51.346	252.3	22:57.218								
11	Code Racing Development Aston Martin Vantage GT3 Evo															
	1.Philipp SAGER GT3															
	2.Rory VAN DER STEUR															
	1	1	2:58.264	1:07.281	49.622	1:01.361	121.3	2:58.264	1	1	3:01.187	1:14.749	46.651	59.787	111.3	3:01.187
	2	1	2:20.499	37.793	44.702	58.004	203.8	5:18.763	2	1	2:24.329	37.978	42.646	1:03.705	204.5	5:25.516
	3	1	2:16.045	35.736	44.973	58.336	242.2	7:34.808	3	1	2:08.323	34.061	39.721	54.541	247.7	7:33.839
	4	1	4:16.325 B	36.982	47.169	2:52.174	243.2	11:51.133	4	1	2:08.410	34.301	40.095	54.014	248.8	9:42.249
	5	1	2:37.018	56.107	43.115	57.796	123.0	14:28.151	5	1	2:07.867	33.969	39.749	54.149	248.3	11:50.116
	6	1	2:10.116	34.834	40.288	54.994	243.2	16:38.267	6	1	2:07.487	33.864	39.411	54.212	250.0	13:57.603
	7	1	2:11.589	34.543	40.596	56.450	242.7	18:49.856	7	1	2:08.606	34.559	39.760	54.287	249.4	16:06.209
	8	1	2:07.911	33.928	39.782	54.201	243.8	20:57.767	8	1	2:07.664	34.203	39.670	53.791	250.0	18:13.873
	9	1	2:07.134	34.045	39.279	53.810	243.2	23:04.901	9	1	4:13.513 B	33.880	39.392	3:00.241	251.2	22:27.386
	10	1	2:06.484	33.276	39.455	53.753	243.2	25:11.385	10	1	2:28.198	51.857	39.993	56.348	150.0	24:55.584
11	1	2:06.553	33.238	39.544	53.771	243.2	27:17.938	11	1	2:06.702	33.879	39.181	53.642	249.4	27:02.286	
12	1	2:07.488	33.850	39.569	54.069	243.2	29:25.426	12	1	2:10.482	33.545	40.004	56.933	250.6	29:12.768	
13	1	2:06.871	33.461	39.294	54.116	244.3	31:32.297	13	1	2:05.710	33.591	39.168	52.951	251.7	31:18.478	
17	Kessel Racing Ferrari 296 GT3															
	1.Lorenzo Ferdinando INNOCI GT3															
	2.Andrea BELICCHI															
	1	1	3:47.180	2:03.469	46.173	57.538	131.5	3:47.180	1	1	2:30.484	50.679	42.598	57.207	117.0	2:30.484
	2	1	2:11.048	35.326	40.217	55.505	238.9	5:58.228	2	1	2:06.660	33.980	38.941	53.739	249.4	4:37.144
	3	1	2:08.014	34.062	39.814	54.138	240.0	8:06.242	3	1	2:12.112 B	34.432	38.624	59.056	248.8	6:49.256
	4	1	2:07.429	33.495	39.928	54.006	241.6	10:13.671	4	1	3:22.753	1:49.219	39.592	53.942	147.3	10:12.009
	5	1	2:06.926	33.508	39.501	53.917	242.2	12:20.597	5	1	2:02.087	32.376	38.347	51.364	251.2	12:14.096
	6	1	2:18.548 B	34.826	42.044	1:01.678	236.8	14:39.145	6	1	2:01.188	32.294	37.918	50.976	251.7	14:15.284
	7	1	4:15.040	2:28.811	47.717	58.512	117.5	18:54.185	7	1	2:00.323	32.135	37.545	50.643	252.3	16:15.607
	8	1	2:16.966	37.063	45.426	54.477	240.5	21:11.151	8	1	2:01.071	32.126	37.730	51.215	251.7	18:16.678
	9	1	2:06.184	33.274	39.674	53.236	241.6	23:17.335	9	1	2:03.622	32.492	38.068	53.062	252.3	20:20.300
10	1	2:22.727	35.599	47.425	59.703	243.2	25:40.062	10	1	2:00.009	31.960	37.480	50.569	251.2	22:20.309	
11	1	2:40.664	33.246	1:07.507	59.911	240.5	28:20.726	11	1	2:17.741 B	32.388	46.506	58.847	253.5	24:38.050	
12	1	2:06.514	33.388	39.723	53.403	241.1	30:27.240									
23	Biogas Motorsport Ferrari 296 GT3															
	1.Josep MAYOLA COMADIR GT3															
	2.Marc CAROL YBARRA															
	1	1	2:32.362	46.088	46.255	1:00.019	116.9	2:32.362	1	1	2:53.690	1:12.960	43.318	57.412	131.9	2:53.690
	2	1	2:12.674	35.950	40.874	55.850	237.4	4:45.036	2	1	2:12.790	35.105	41.063	56.622	249.4	5:06.480
3	1	2:12.165	35.461	40.236	56.468	237.4	6:57.201	3	1	2:06.229	33.147	40.596	52.486	248.8	7:12.709	
4	1	2:09.852	34.555	39.913	55.384	240.5	9:07.053	4	1	2:03.263	32.737	38.661	51.865	250.6	9:15.972	
5	1	2:04.137	33.161	38.775	52.201	251.7	11:20.109	5	1	2:04.940	32.756	39.124	53.060	251.2	13:25.049	
6	1	2:01.760	32.316	38.229	51.215	250.6	15:26.809	6	1	2:09.363 B	32.374	38.149	58.840	251.7	17:36.172	
7	1	4:14.389	2:43.022	38.917	52.450	151.9	21:50.561	7	1	2:02.998	32.457	38.443	52.098	251.2	23:53.559	
8	1	2:02.998	32.457	38.443	52.098	251.2	25:55.185	8	1	2:01.626	32.303	38.192	51.131	251.2	27:59.013	
9	1	2:01.626	32.303	38.192	51.131	251.2	27:59.013	9	1	2:03.828	34.422	40.453	51.953	250.6	27:59.013	



LE MANS CUP

Michelin Le Mans Cup Le Castellet Round Bronze Driver Collective Test



PAUL RICARD 5.821 m.

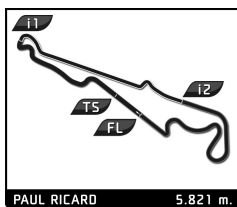
Sector Analysis

Lap under Red Flag Invalidated Lap Personal Best Session Best Crossing the pit lane

Lap	D	Time	Sector 1	Sector 2	Sector 3	T. Spd	Elapsed	Lap	D	Time	Sector 1	Sector 2	Sector 3	T. Spd	Elapsed
65 Team Motopark Mercedes AMG GT3 1.Heiko NEUMANN 2.Lukas DUNNER															
3	1	2:15.227	35.938	42.148	57.141	239.5	7:32.261								
4	1	2:14.716	36.344	42.037	56.335	243.8	9:46.977								
5	1	2:14.336	36.303	41.615	56.418	244.9	12:01.313								
6	1	2:20.542 B	35.023	41.017	1:04.502	245.5	14:21.855								
7	1	4:29.333	2:45.587	46.038	57.708	104.2	18:51.188								
8	1	2:13.519	35.367	41.069	57.083	243.8	21:04.707								
9	1	2:10.430	34.530	40.416	55.484	246.6	23:15.137								
10	1	2:12.309	35.494	41.347	55.468	240.0	25:27.446								
11	1	2:11.413	36.584	40.752	54.077	244.9	27:38.859								
12	1	2:12.432	34.561	44.773	56.098	248.8	29:51.291								
13	1	2:09.931	34.623	40.259	55.049	247.1	32:01.222								
66 Rinaldi Racing Ligier JS P325 - Toyota 1.Steve PARROW 2.Griffin PEEBLES															
1	1	3:47.127	1:55.828	48.448	1:02.851	117.0	3:47.127								
2	1	2:21.107	38.027	44.980	58.100	213.4	6:08.234								
3	1	2:08.144	34.222	39.586	54.336	241.1	8:16.378								
4	1	2:07.329	33.651	39.349	54.329	242.2	10:23.707								
5	1	2:07.083	33.811	39.399	53.873	241.6	12:30.790								
6	1	2:14.898 B	34.221	39.404	1:01.273	242.7	14:45.688								
7	1	3:59.948	2:09.973	46.352	1:03.623	120.0	18:45.636								
8	1	2:19.531	35.701	41.851	1:01.979	238.4	21:05.167								
9	1	2:11.787	34.506	40.644	56.637	241.1	23:16.954								
10	1	2:09.069	34.084	40.522	54.463	242.7	25:26.023								
11	1	2:06.550	33.513	38.998	54.039	243.2	27:32.573								
12	1	2:05.924	33.441	38.851	53.632	240.5	29:38.497								
13	1	2:19.955 B	33.477	39.087	1:07.391	243.2	31:58.452								
67 Reiter Engineering Ligier JS P325 - Toyota 1.Horst FELBERMAYR 2.Horst Felix FELBERMAYR															
1	1	2:48.210	1:07.677	45.256	55.277	109.9	2:48.210								
2	1	2:07.788	34.175	40.558	53.055	244.3	4:55.998								
3	1	2:05.075	33.303	39.370	52.402	247.1	7:01.073								
4	1	2:04.790	33.196	39.175	52.419	247.7	9:05.863								
5	1	2:03.528	32.887	38.913	51.728	247.7	11:09.391								
6	1	2:02.868	32.611	38.702	51.555	248.8	13:12.259								
7	1	2:10.433 B	32.395	39.144	58.894	250.0	15:22.692								
8	1	3:56.620	2:23.953	39.828	52.839	122.2	19:19.312								
9	1	2:04.655	33.442	39.314	51.899	248.3	21:23.967								
10	1	2:02.579	32.536	38.611	51.432	248.3	23:26.546								
11	1	2:02.667	32.683	38.477	51.507	249.4	25:29.213								
12	1	2:29.508	37.334	54.422	57.752	248.8	27:58.721								
13	1	2:18.248 B	33.374	42.529	1:02.345	247.7	30:16.969								
68 Iron Dames Porsche 911 GT3 R (992) 1.Vanina ICKX 2.Marta GARCIA LOPEZ															
1	1	3:16.159	1:23.016	51.353	1:01.790	130.6	3:16.159								
2	1	2:15.443	35.777	42.492	57.174	241.6	5:31.602								
3	1	2:08.321	33.976	39.671	54.674	243.8	7:39.923								
4	1	2:07.731	33.900	39.642	54.189	241.6	9:47.654								
5	1	2:07.357	34.138	39.324	53.895	245.5	11:55.011								
6	1	2:07.525	33.476	39.689	54.360	244.3	14:02.536								
7	1	2:06.829	33.384	39.309	54.136	244.3	16:09.365								
8	1	2:06.990	33.534	39.390	54.066	245.5	18:16.355								
9	1	2:06.884	33.740	39.226	53.918	246.0	20:23.239								
10	1	2:06.626	33.197	39.525	53.904	245.5	22:29.865								
11	1	2:12.835 B	33.440	39.258	1:00.137	244.9	24:42.700								
12	1	4:49.709	3:05.817	39.272	1:04.620	148.4	29:32.409								
13	1	2:07.141	33.574	39.407	54.160	244.9	31:39.550								
69 ANS Motorsport Ligier JS P325 - Toyota 1.Julien LEMOINE 2.Paul TROJANI															
1	1	3:47.667	2:10.626	41.524	55.517	126.8	3:47.667								
2	1	2:04.751	34.132	38.748	51.871	248.3	5:52.418								
3	1	2:01.930	32.459	38.089	51.382	249.4	7:54.348								
4	1	2:01.535	32.235	38.126	51.174	250.6	9:55.883								
5	1	2:01.371	32.537	38.030	50.804	251.2	11:57.254								
6	1	2:01.076	32.141	38.186	50.749	251.2	13:58.330								
7	1	4:24.334 B	32.871	38.590	3:12.873	251.2	18:22.664								
8	1	2:19.836	49.866	38.661	51.309	146.7	20:42.500								
9	1	2:01.678	32.607	38.081	50.990	250.6	22:44.178								
10	1	2:01.604	32.884	37.946	50.774	249.4	24:45.782								
11	1	2:02.523	33.312	38.334	50.877	251.2	26:48.305								
12	1	2:01.067	32.321	37.909	50.837	251.2	28:49.372								
13	1	2:13.572 B	32.184	37.802	1:03.586	252.9	31:02.944								
70 R-ace GP Duqueine D09 - Toyota 1.Romano RICCI 2.Fabien LAVERGNE															
1	1	2:26.218	45.089	43.772	57.357	121.1	2:26.218								
2	1	2:08.030	34.471	39.940	53.649	243.8	4:34.248								

LE MANS CUP

Michelin Le Mans Cup Le Castellet Round Bronze Driver Collective Test



PAUL RICARD 5.821 m.

Sector Analysis

Lap under Red Flag Invalidated Lap Personal Best Session Best B Crossing the pit lane

Lap	D	Time	Sector 1	Sector 2	Sector 3	T. Spd	Elapsed	Lap	D	Time	Sector 1	Sector 2	Sector 3	T. Spd	Elapsed
3	1	2:05.644	33.381	39.179	53.084	246.6	6:39.892	6	1	2:32.207	55.676	41.451	55.080	117.1	16:04.993
4	1	2:05.054	33.289	39.052	52.713	247.7	8:44.946	7	1	2:05.651	33.835	38.953	52.863	248.3	18:10.644
5	1	2:04.475	33.240	38.585	52.680	248.8	10:49.421	8	1	2:02.951	32.908	38.387	51.656	250.6	20:13.595
6	1	2:11.169 B	33.141	38.590	59.438	248.3	13:00.590	9	1	2:02.601	32.418	37.998	52.185	251.2	22:16.196
7	1	3:52.546	2:12.635	42.534	57.377	127.7	16:53.136	10	1	2:02.667	32.762	38.132	51.773	250.0	24:18.863
8	1	2:07.754	34.306	39.281	54.167	243.8	19:00.890	11	1	2:01.186	32.264	38.075	50.847	252.3	26:20.049
9	1	2:09.197	33.125	39.472	56.600	249.4	21:10.087	12	1	2:02.214	32.514	38.473	51.227	250.6	28:22.263
10	1	2:05.304	33.128	38.697	53.479	249.4	23:15.391	13	1	2:14.933 B	32.452	38.393	1:04.088	251.2	30:37.196
11	1	2:03.522	33.150	38.510	51.862	250.6	25:18.913								
12	1	2:03.103	32.648	38.434	52.021	250.0	27:22.016								
13	1	2:05.391	32.792	38.433	54.166	250.0	29:27.407								
14	1	2:07.540	32.916	38.387	56.237	250.6	31:34.947								

95 **Ebimotors** Porsche 911 GT3 R (992)
 1.Fabrizio BROGGI GT3
 2.Sergiu NICOLAE

1	1	2:50.468	1:03.835	45.583	1:01.050	120.5	2:50.468
2	1	2:17.484	36.371	43.029	58.084	237.9	5:07.952
3	1	2:13.952	35.590	40.954	57.408	241.1	7:21.904
4	1	2:09.797	34.510	40.131	55.156	241.6	9:31.701
5	1	2:08.832	34.135	39.754	54.943	241.1	11:40.533
6	1	2:15.748 B	33.930	39.780	1:02.038	241.1	13:56.281
7	1	4:38.836	2:55.654	44.156	59.026	131.2	18:35.117
8	1	2:13.071	35.260	40.934	56.877	240.0	20:48.188
9	1	2:07.251	33.807	39.705	53.739	240.0	22:55.439
10	1	2:07.982	33.454	39.834	54.694	240.5	25:03.421
11	1	2:06.814	33.641	39.253	53.920	241.1	27:10.235
12	1	2:06.503	33.654	39.369	53.480	240.5	29:16.738
13	1	2:06.686	33.597	39.348	53.741	240.5	31:23.424

98 **Motorsport98** Ligier JS P325 - Toyota
 1.Eric DE DONCKER LMP3 Pro/Am
 2.Gillian HENRION

1	1	3:57.687	2:15.309	43.656	58.722	134.2	3:57.687
2	1	2:09.092	34.901	39.827	54.364	244.9	6:06.779
3	1	2:07.078	33.479	39.185	54.414	248.8	8:13.857
4	1	2:03.993	32.695	38.843	52.455	247.7	10:17.850
5	1	2:03.120	32.728	38.436	51.956	255.3	12:20.970
6	1	2:05.955	32.903	39.573	53.479	252.3	14:26.925
7	1	2:02.550	32.468	38.436	51.646	250.0	16:29.475
8	1	2:14.505	34.879	40.578	59.048	249.4	18:43.980
9	1	2:02.911	32.580	38.438	51.893	248.8	20:46.891
10	1	2:02.595	32.379	38.492	51.724	250.6	22:49.486
11	1	2:04.285	32.605	38.407	53.273	250.6	24:53.771
12	1	2:02.506	32.412	38.409	51.685	250.6	26:56.277
13	1	2:01.801	32.094	38.337	51.370	250.6	28:58.078
14	1	2:15.510 B	32.129	39.023	1:04.358	251.2	31:13.588

99 **More Motorsport** Ligier JS P325 - Toyota
 1.Mark VAN DER SNEL LMP3 Pro/Am
 2.Max VAN DER SNEL JR.

1	1	2:52.443	1:09.020	45.183	58.240	110.3	2:52.443
2	1	2:11.310	35.336	40.596	55.378	247.7	5:03.753
3	1	2:06.232	33.850	39.089	53.293	246.0	7:09.985
4	1	2:04.058	33.224	38.616	52.218	251.2	9:14.043
5	1	4:18.743 B	32.838	38.782	3:07.123	250.6	13:32.786