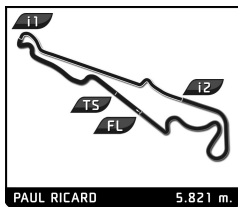


LE MANS CUP

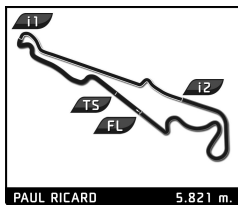


Michelin Le Mans Cup Le Castellet Round Free Practice 2

Sector Analysis

Lap under Red Flag							Invalidated Lap		Personal Best	Session Best	B Crossing the pit lane				
Lap	D	Time	Sector 1	Sector 2	Sector 3	T. Spd	Elapsed	Lap	D	Time	Sector 1	Sector 2	Sector 3	T. Spd	Elapsed
3 DKR Engineering 1. Wyatt BRICHACEK 2. Freddie TOMLINSON							Ginetta G61-LT-P325-EVO - Toyota		LMP3						
1	2	2:43.877	1:02.756	43.614	57.507	128.4	2:43.877	4	1	2:01.350	32.369	38.053	50.928	250.0	8:46.422
2	2	2:13.670	36.477	41.394	55.799	208.5	4:57.547	5	1	2:04.047	32.360	39.208	52.479	250.0	10:50.469
3	2	2:08.174	34.383	40.107	53.684	246.6	7:05.721	6	1	2:00.976	32.336	37.864	50.776	250.0	12:51.445
4	2	4:27.466 B	33.254	39.350	3:14.862	235.3	11:33.187	7	1	2:00.895	32.254	37.902	50.739	250.6	14:52.340
5	2	2:21.314	49.294	39.533	52.487	151.3	13:54.501	8	1	3:43.901	32.155	1:21.595	1:50.151	249.4	18:36.241
6	2	4:40.322 B	32.488	38.347	3:29.487	248.3	18:34.823	9	1	2:50.195	1:09.489	48.647	52.059	79.2	21:26.436
7	2	2:54.781	1:13.654	46.663	54.464	79.4	21:29.604	10	1	2:09.968	34.374	39.914	55.680	248.8	23:36.404
8	2	2:04.710	32.630	38.717	53.363	249.4	23:34.314	11	1	2:09.193	33.187	38.655	57.351	250.0	25:45.597
9	2	2:02.385	32.610	38.206	51.569	247.7	25:36.699	12	1	6:57.657 B	32.517	40.011	5:45.129	249.4	32:43.254
10	2	2:09.261	32.900	43.156	53.205	251.2	27:45.960	13	2	2:30.597	54.240	39.846	56.511	148.6	35:13.851
11	2	2:05.340	33.648	39.674	52.018	248.8	29:51.300	14	2	2:10.280	34.338	41.679	54.263	208.9	37:24.131
12	2	5:29.307 B	32.653	40.231	4:16.423	248.8	35:20.607	15	2	2:15.541	39.666	42.820	53.055	180.0	39:39.672
13	2	2:19.413	48.746	38.644	52.023	153.4	37:40.020	16	2	2:02.986	32.988	38.327	51.671	248.8	41:42.658
14	2	2:01.945	32.375	38.137	51.433	248.8	39:41.965	17	2	2:02.038	32.694	38.045	51.299	250.0	43:44.696
15	2	2:01.836	32.225	38.097	51.514	250.0	41:43.801	18	2	2:01.534	32.224	38.053	51.257	250.6	45:46.230
16	2	2:01.868	32.379	38.031	51.458	250.6	43:45.669	19	2	2:01.324	32.197	38.195	50.932	250.6	47:47.554
17	2	2:02.777	32.275	37.921	52.581	250.6	45:48.446	20	2	2:01.838	32.486	38.076	51.276	250.6	49:49.392
18	2	2:01.280	32.195	38.102	50.983	250.0	47:49.726	21	2	2:02.517	32.398	37.961	52.158	249.4	51:51.909
19	2	2:01.316	32.112	38.005	51.199	250.0	49:51.042								
20	2	2:01.968	32.152	37.983	51.833	250.6	51:53.010								
21	2	2:04.573	32.424	38.133	54.016	250.6	53:57.583								
22	2	2:14.790	32.186	44.789	57.815	250.0	56:12.373								
4 Nielsen Racing 1. Henry CUBIDES OLARTE 2. Mikkel KRISTENSEN							Adess AD25 - Toyota		LMP3						
1	2	3:09.502	1:28.866	43.335	57.301	136.9	3:09.502	4	1	3:00.169	1:22.919	42.387	54.863	139.2	3:00.169
2	2	2:13.127	38.543	41.003	53.581	172.0	5:22.629	2	1	2:07.417	33.693	40.786	52.938	241.1	5:07.586
3	2	2:07.483	33.610	39.278	54.595	247.7	7:30.112	3	1	2:05.093	32.837	39.754	52.502	241.1	7:12.679
4	2	2:11.662 B	32.811	38.856	59.995	247.7	9:41.774	4	1	2:32.941 B	37.810	43.646	1:11.485	180.6	9:45.620
5	2	4:41.667	3:09.977	39.405	52.285	148.6	14:23.441	5	1	4:35.848	3:04.706	38.769	52.373	150.4	14:21.468
6	2	2:59.745	32.754	41.768	1:45.223	248.3	17:23.186	6	1	2:56.753	32.279	38.284	1:46.190	247.7	17:18.221
7	2	3:32.916	1:09.313	1:25.352	58.251	79.8	20:56.102	7	1	3:36.605	1:09.661	1:25.352	1:01.592	79.6	20:54.826
8	2	2:03.785	33.147	38.679	51.959	244.9	22:59.887	8	1	2:01.254	32.157	38.137	50.960	245.5	22:56.080
9	2	2:04.027	32.725	38.531	52.771	250.0	25:03.914	9	1	2:00.745	31.981	37.942	50.822	247.7	24:56.825
10	2	2:03.254	32.978	38.431	51.845	249.4	27:07.168	10	1	2:01.520	31.869	37.937	51.714	247.7	26:58.345
11	2	2:10.621 B	32.792	38.470	59.359	248.3	29:17.789	11	1	2:10.222	32.416	39.944	57.862	247.7	29:08.567
12	1	3:58.058	2:25.990	39.233	52.835	110.9	33:15.847	12	1	2:06.400	33.510	39.844	53.046	246.6	31:14.967
13	1	2:02.396	32.563	38.169	51.664	249.4	35:18.243	13	1	2:12.079 B	34.054	39.591	58.434	246.6	33:27.046
14	1	2:02.411	32.287	38.621	51.503	250.0	37:20.654	14	2	4:01.727	2:29.835	39.518	52.374	148.8	37:28.773
15	1	2:01.666	32.144	37.964	51.558	250.0	39:22.320	15	2	2:02.087	32.596	38.260	51.231	249.4	39:30.860
16	1	2:01.419	32.087	37.988	51.344	250.6	41:23.739	16	2	2:01.485	32.130	38.243	51.442	248.8	41:32.345
17	1	2:01.969	32.306	38.004	51.659	251.2	43:25.708	17	2	2:02.524	32.011	38.747	51.763	248.3	43:34.866
18	1	2:08.548	32.196	37.919	58.403	251.2	45:34.226	18	2	2:01.533	32.207	38.118	51.208	248.3	45:36.399
19	1	2:09.885 B	32.290	38.013	59.582	250.0	47:44.111	19	2	2:01.437	31.989	38.169	50.979	250.0	47:37.536
7 Nielsen Racing 1. Tom FLEMING 2. Colin NOBLE							Adess AD25 - Toyota		LMP3						
1	1	3:00.169	1:22.919	42.387	54.863	139.2	3:00.169	20	2	2:01.518	31.947	38.175	51.396	249.4	49:39.054
2	1	2:07.417	33.693	40.786	52.938	241.1	5:07.586	21	2	2:54.050 B	35.081	51.163	1:27.806	243.2	52:33.104
3	1	2:05.093	32.837	39.754	52.502	241.1	7:12.679								
4	1	2:32.941 B	37.810	43.646	1:11.485	180.6	9:45.620								
5	1	4:35.848	3:04.706	38.769	52.373	150.4	14:21.468								
6	1	2:56.753	32.279	38.284	1:46.190	247.7	17:18.221								
7	1	3:36.605	1:09.661	1:25.352	1:01.592	79.6	20:54.826								
8	1	2:01.254	32.157	38.137	50.960	245.5	22:56.080								
9	1	2:00.745	31.981	37.942	50.822	247.7	24:56.825								
10	1	2:01.520	31.869	37.937	51.714	247.7	26:58.345								
11	1	2:10.222	32.416	39.944	57.862	247.7	29:08.567								
12	1	2:06.400	33.510	39.844	53.046	246.6	31:14.967								
13	1	2:12.079 B	34.054	39.591	58.434	246.6	33:27.046								
14	2	4:01.727	2:29.835	39.518	52.374	148.8	37:28.773								
15	2	2:02.087	32.596	38.260	51.231	249.4	39:30.860								
16	2	2:01.485	32.130	38.243	51.442	248.8	41:32.345								
17	2	2:02.524	32.011	38.747	51.763	248.3	43:34.866								
18	2	2:01.533	32.207	38.118	51.208	248.3	45:36.399								
19	2	2:01.437	31.989	38.169	50.979	250.0	47:37.536								
10 Racing Spirit of Lemans 1. Jean-Ludovic FOUBERT 2. Antoine DOQUIN							Ligier JS P325 - Toyota		LMP3 Pro/Am						
1	1	4:08.116	2:26.587	44.403	57.126	132.7	4:08.116								
2	1	2:07.527	34.065	40.618	52.844	245.5	6:15.643								
3	1	2:05.240	33.225	39.556	52.459	249.4	8:20.883								
4	1	2:03.815	33.017	38.736	52.062	251.7	10:24.698								
5	1	2:05.114	33.073	38.585	53.456	250.6	12:29.812								
6	1	2:04.922	32.989	38.897	53.036	251.2	14:34.734								
7	1	3:12.476	33.197	52.451	1:46.828	251.2	17:47.210								
8	1	3:22.937	1:09.846	1:16.664	56.427	79.2	21:10.147								
6 ANS Motorsport 1. Axel GNOS 2. Markus POMMER							Ligier JS P325 - Toyota		LMP3						
1	1	2:30.338	51.443	43.147	55.748	115.6	2:30.338								
2	1	2:10.900	37.090	39.773	54.037	241.1	4:41.238								
3	1	2:03.834	32.755	38.599	52.480	248.3	6:45.072								

LE MANS CUP



Michelin Le Mans Cup Le Castellet Round Free Practice 2

Sector Analysis

Lap under Red Flag Invalidated Lap Personal Best Session Best Crossing the pit lane

Lap	D	Time	Sector 1	Sector 2	Sector 3	T. Spd	Elapsed	Lap	D	Time	Sector 1	Sector 2	Sector 3	T. Spd	Elapsed
9	1	2:04.612	33.231	38.791	52.590	248.3	23:14.759	13	2	2:03.856	32.024	40.470	51.362	252.3	30:34.638
10	1	2:04.211	33.273	38.644	52.294	249.4	25:18.970	14	2	2:00.416	32.179	37.520	50.717	251.7	32:35.054
11	1	10:45.497 B	33.000	2:09.405	8:03.092	250.0	36:04.467	15	2	2:06.908 B	32.319	37.638	56.951	251.7	34:41.962
12	2	2:18.719	49.042	38.475	51.202	150.4	38:23.186	16	1	4:36.850	3:07.122	38.154	51.574	150.2	39:18.812
13	2	2:03.898	32.178	37.699	54.021	250.6	40:27.084	17	1	2:01.601	32.391	38.067	51.143	251.7	41:20.413
14	2	2:01.208	32.169	37.862	51.177	251.2	42:28.292	18	1	2:01.625	32.213	38.073	51.339	251.7	43:22.038
15	2	2:00.511	31.962	37.636	50.913	251.7	44:28.803	19	1	2:03.000	32.673	38.290	52.037	252.3	45:25.038
16	2	2:00.446	31.830	37.662	50.924	252.3	46:29.219	20	1	2:08.917 B	32.921	38.451	57.545	252.3	47:33.955
17	2	2:00.294	32.017	37.597	50.680	251.7	48:29.513	21	1	4:46.806	3:12.356	41.025	53.425	133.3	52:20.761
18	2	1:59.960	31.739	37.678	50.543	254.1	50:29.473	22	1	2:02.915	32.732	38.332	51.851	250.6	54:23.676
19	2	1:59.953	31.797	37.501	50.655	251.7	52:29.426	23	1	2:01.600	32.244	38.058	51.298	251.2	56:25.276
20	2	4:23.559 B	31.668	37.600	3:14.291	252.3	56:52.985	24	1	1:59.965	31.847	37.586	50.532	252.3	58:25.241

11 Code Racing Development
1. Philipp SAGER
2. Rory VAN DER STEUR

Aston Martin Vantage GT3 Evo
GT3

1	1	4:53.722 B	1:33.590	48.796	2:31.336	127.2	4:53.722
2	1	2:38.515	55.021	43.635	59.859	127.5	7:32.237
3	1	2:12.907	35.804	41.742	55.361	240.5	9:45.144
4	1	2:07.422	33.721	39.572	54.129	242.2	11:52.566
5	1	2:07.009	33.601	39.226	54.182	242.2	13:59.575
6	1	2:36.674	35.697	39.607	1:21.370	243.8	16:36.249
7	1	4:00.137	1:09.690	1:25.819	1:24.628	79.6	20:36.386
8	1	2:08.337	33.983	39.927	54.427	239.5	22:44.723
9	1	2:07.014	33.344	39.553	54.117	242.2	24:51.737
10	1	2:08.072	33.542	39.350	55.180	242.7	26:59.809
11	1	2:10.034	33.289	40.084	56.661	243.2	29:09.843
12	1	4:22.206 B	33.638	39.731	3:08.837	243.8	33:32.049
13	2	2:24.467	50.859	39.546	54.062	144.0	35:56.516
14	2	2:04.480	32.955	39.055	52.470	241.1	38:00.996
15	2	2:07.332	32.530	38.959	55.843	242.2	40:08.328
16	2	2:04.947	32.952	39.228	52.767	241.6	42:13.275
17	2	2:08.946	33.091	40.975	54.880	241.6	44:22.221
18	2	2:05.154	32.937	38.976	53.238	242.7	46:27.372
19	2	4:29.852 B	34.725	39.065	3:16.062	234.3	50:57.224
20	2	2:25.292	51.258	40.375	53.659	145.4	53:22.516
21	2	2:04.975	32.793	39.580	52.602	242.2	55:27.491
22	2	2:04.555	32.831	38.995	52.729	242.7	57:32.046
23	2	2:04.358	32.686	39.020	52.652	243.2	59:36.404

16 Team Virage
1. Sacha LEHMANN
2. Théo MICOURIS

Ligier JS P325 - Toyota
LMP3

1	2	2:54.328 B	1:13.218	40.478	1:00.632	141.4	2:54.328
2	2	2:58.709	1:20.250	39.709	58.750	148.6	5:53.037
3	2	2:01.666	32.461	38.074	51.131	249.4	7:54.703
4	2	2:00.779	32.202	37.864	50.713	250.6	9:55.482
5	2	2:01.679	32.245	38.166	51.268	252.9	11:57.161
6	2	2:01.499	32.265	38.044	51.190	252.3	13:58.660
7	2	2:21.637	31.890	37.678	1:12.069	252.3	16:20.297
8	2	4:07.205	1:09.104	1:25.876	1:32.225	79.3	20:27.502
9	2	2:01.506	32.491	37.953	51.062	248.8	22:29.008
10	2	2:00.833	32.097	37.693	51.043	251.7	24:29.841
11	2	2:00.676	32.510	37.600	50.566	250.6	26:30.517
12	2	2:00.265	31.956	37.807	50.502	251.7	28:30.782

17 Kessel Racing
1. Lorenzo Ferdinando INNO
2. Andrea BELICCHI

Ferrari 296 GT3
GT3

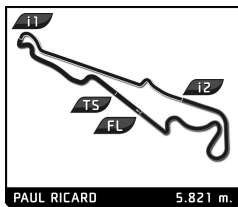
1	2	3:47.589	2:09.008	41.819	56.762	136.4	3:47.589
2	2	2:10.345	34.435	41.564	54.346	237.4	5:57.934
3	2	2:06.693	33.575	39.460	53.658	238.9	8:04.627
4	2	2:05.790	33.284	39.280	53.226	238.9	10:10.417
5	2	2:11.376	34.550	39.811	57.015	240.0	12:21.793
6	2	2:05.525	33.215	39.093	53.247	240.0	14:27.318
7	2	3:09.463 B	34.169	49.865	1:45.429	240.5	17:36.781
8	2	8:03.849 B	6:22.341	39.869	1:01.639	87.4	25:40.630
9	2	2:27.045	49.766	41.119	56.160	142.3	28:07.675
10	2	2:05.943	32.938	39.400	53.605	240.5	30:13.618
11	2	2:06.406	33.952	39.225	53.229	240.0	32:20.024
12	2	2:06.365	33.068	39.713	53.584	240.5	34:26.389
13	2	2:05.051	33.064	38.945	53.042	240.0	36:31.440
14	2	2:16.419 B	36.185	39.543	1:00.691	240.5	38:47.859
15	2	4:32.356	2:58.721	40.042	53.593	144.2	43:20.215
16	2	2:07.165	33.044	38.909	55.212	241.1	45:27.380
17	2	2:07.344	33.239	38.995	55.077	241.1	47:34.691
18	2	2:14.777 B	33.408	40.801	1:00.568	240.5	49:49.468
19	1	5:56.100	4:18.924	41.278	55.898	140.4	55:45.568
20	1	2:08.890	33.993	40.139	54.758	240.5	57:54.458
21	1	2:08.614	33.984	40.274	54.356	240.0	1:00:03.072

20 High Class Racing
1. Philip LINDBERG
2. Maximus MAYER

Ligier JS P325 - Toyota
LMP3

1	2	3:15.008	1:34.806	44.606	55.596	131.7	3:15.008
2	2	2:05.735	33.612	39.322	52.801	245.5	5:20.743
3	2	2:02.499	32.880	38.410	50.909	248.8	7:22.942
4	2	2:03.299	33.762	38.469	51.068	228.3	9:26.241
5	2	2:00.827	32.262	37.968	50.597	249.4	11:27.068
6	2	2:00.068	31.936	37.793	50.339	248.8	13:27.136
7	2	2:00.375	31.888	38.044	50.443	249.4	15:27.511
8	2	4:14.243	1:02.512	1:25.968	1:45.763	79.3	19:41.754
9	2	2:15.821	46.891	38.254	50.676	79.1	21:57.575
10	2	2:01.280	31.841	38.228	51.211	244.9	23:58.855
11	2	2:01.062	32.140	38.016	50.906	248.3	25:59.917
12	2	2:09.183 B	32.523	38.738	57.922	248.8	28:09.100
13	1	4:41.892	3:08.524	39.691	53.677	149.4	32:50.992

LE MANS CUP



Michelin Le Mans Cup Le Castellet Round Free Practice 2

Sector Analysis

PAUL RICARD 5.821 m.

Lap under Red Flag Invalidated Lap Personal Best Session Best B Crossing the pit lane

Lap	D	Time	Sector 1	Sector 2	Sector 3	T. Spd	Elapsed	Lap	D	Time	Sector 1	Sector 2	Sector 3	T. Spd	Elapsed
14	1	2:04.601	32.976	38.586	53.039	247.1	34:55.593	19	2	2:00.900	31.972	38.052	50.876	249.4	42:49.902
15	1	2:05.127	32.850	38.460	53.847	247.7	37:00.720	20	2	2:11.361 B	32.834	37.985	1:00.542	248.3	45:01.263
16	1	2:04.068	32.903	38.746	52.419	246.6	39:04.788	21	1	4:34.766	3:04.664	38.669	51.433	108.4	49:36.029
17	1	2:02.775	32.456	38.456	51.863	248.3	41:07.563	22	1	2:01.259	31.962	38.028	51.269	249.4	51:37.288
18	1	2:04.909	33.106	39.936	51.867	248.3	43:12.472	23	1	2:00.412	32.027	37.806	50.579	249.4	53:37.700
19	1	2:02.641	32.477	38.239	51.925	248.8	45:15.113	24	1	2:04.011	32.001	37.951	54.059	249.4	55:41.711
20	1	2:03.364	33.057	38.527	51.780	250.0	47:18.477	25	1	2:00.145	31.819	37.941	50.385	249.4	57:41.856
21	1	2:03.078	32.633	38.532	51.913	248.3	49:21.555	26	1	2:02.634	31.905	37.950	52.779	248.8	59:44.490
22	1	2:02.533	32.365	38.347	51.824	248.8	51:24.088	27	1	2:00.094	31.837	37.732	50.525	250.6	1:01:44.584
23	1	2:02.771	32.703	38.480	51.588	248.8	53:26.859								
24	1	2:09.403 B	32.357	38.476	58.570	250.0	55:36.262								
25	2	5:12.615 B	3:19.468	44.128	1:09.019	110.3	1:00:48.877								

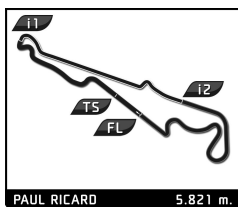
23		Biogas Motorsport		Ferrari 296 GT3			
		1. Josep MAYOLA COMADIR		GT3			
		2. Marc CAROL YBARRA					
1	1	3:49.761	2:04.093	45.848	59.820	121.3	3:49.761
2	1	2:13.738	36.584	40.496	56.658	225.5	6:03.499
3	1	2:08.749	34.625	39.696	54.428	237.4	8:12.248
4	1	2:08.469	34.733	39.516	54.220	238.4	10:20.717
5	1	2:10.290	34.549	39.669	56.072	238.9	12:31.007
6	1	7:33.649 B	35.361	41.393	6:16.895	237.9	20:04.656
7	1	2:30.762	53.819	41.575	55.368	128.4	22:35.418
8	1	2:11.706	35.158	41.448	55.100	238.9	24:47.124
9	1	2:09.133	34.506	39.731	54.896	240.0	26:56.257
10	1	2:14.148	34.185	41.919	58.044	238.4	29:10.405
11	1	4:19.405 B	34.311	40.102	3:04.992	240.5	33:29.810
12	2	2:29.569	50.866	41.731	56.972	141.7	35:59.379
13	2	2:05.247	33.166	39.115	52.966	241.6	38:04.626
14	2	2:04.958	32.907	39.107	52.944	241.6	40:09.584
15	2	2:04.669	32.870	39.030	52.769	241.1	42:14.253
16	2	2:04.990	32.894	39.160	52.936	241.1	44:19.243
17	2	4:08.035 B	34.388	40.141	2:53.506	240.5	48:27.278

25		Reiter Engineering		Ligier JS P325 - Toyota			
		1. Miklas Basil BORN		LMP3			
		2. Bence VALINT					
1	1	2:25.945	51.792	40.850	53.303	130.1	2:25.945
2	1	2:06.465	32.733	38.705	55.027	246.6	4:32.410
3	1	2:00.989	32.264	38.154	50.571	248.3	6:33.399
4	1	2:00.326	31.986	37.870	50.470	248.8	8:33.725
5	1	2:00.102	31.985	37.859	50.258	246.6	10:33.827
6	1	2:00.105	31.944	37.788	50.373	249.4	12:33.932
7	1	2:04.085	32.956	38.893	52.236	250.0	14:38.017
8	1	3:21.231 B	33.806	1:00.702	1:46.723	249.4	17:59.248
9	2	4:39.029	3:08.773	39.344	50.912	149.4	22:38.277
10	2	2:03.490	32.697	38.805	51.988	247.1	24:41.767
11	2	2:02.344	33.212	38.269	50.863	251.2	26:44.111
12	2	1:59.742	31.768	37.812	50.162	248.8	28:43.853
13	2	2:00.294	31.720	38.052	50.522	247.7	30:44.147
14	2	2:01.189	32.427	38.028	50.734	248.8	32:45.336
15	2	2:00.580	31.953	38.095	50.532	248.8	34:45.916
16	2	2:01.586	32.637	38.162	50.787	250.0	36:47.502
17	2	2:00.174	31.968	37.596	50.610	248.8	38:47.676
18	2	2:01.326	32.694	37.993	50.639	250.6	40:49.002

26		Bretton Racing		Ligier JS P325 - Toyota			
		1. Haydn CHANCE		LMP3			
		2. Grégory DE SYBOURG					
1	2	2:45.647	1:10.842	41.245	53.560	133.8	2:45.647
2	2	2:06.927	33.762	39.257	53.908	243.8	4:52.574
3	2	2:03.997	33.199	38.665	52.133	244.9	6:56.571
4	2	2:02.689	32.649	38.435	51.605	248.8	8:59.260
5	2	2:02.519	32.698	38.322	51.499	249.4	11:01.779
6	2	2:03.659	33.175	38.475	52.009	249.4	13:05.438
7	2	2:04.315	32.882	39.182	52.251	251.2	15:09.753
8	2	3:47.745	35.861	1:25.984	1:45.900	249.4	18:57.498
9	2	2:44.281	1:10.647	39.443	54.191	78.9	21:41.779
10	2	2:03.595	33.021	38.361	52.213	248.3	23:45.374
11	2	2:03.017	32.866	38.345	51.806	250.0	25:48.391
12	2	2:03.058	32.800	38.406	51.852	248.3	27:51.449
13	2	8:33.733 B	32.627	39.444	7:21.662	250.0	36:25.182
14	1	2:21.467	49.674	38.735	53.048	151.7	38:46.639
15	1	2:05.338	33.050	39.853	52.435	248.8	40:51.977
16	1	2:03.753	33.975	38.314	51.464	248.3	42:55.730
17	1	2:02.411	32.725				



LE MANS CUP



Michelin Le Mans Cup Le Castellet Round Free Practice 2

PAUL RICARD 5.821 m.

Sector Analysis

Lap under Red Flag Invalidated Lap Personal Best Session Best Crossing the pit lane

Lap	D	Time	Sector 1	Sector 2	Sector 3	T. Spd	Elapsed	Lap	D	Time	Sector 1	Sector 2	Sector 3	T. Spd	Elapsed
15	1	2:24.598	39.038	47.440	58.120	175.3	38:45.304	16	2	2:00.022	31.844	37.671	50.507	251.2	42:20.449
16	1	2:12.278	35.554	41.509	55.215	244.9	40:57.582	17	2	2:09.622 B	32.561	38.612	58.449	250.6	44:30.071
17	1	2:08.072	33.993	40.034	54.045	247.7	43:05.654	18	1	4:12.187	2:41.241	38.781	52.165	150.8	48:42.258
18	1	4:52.943 B	33.913	40.360	3:38.670	248.3	47:58.597	19	1	2:05.837	32.412	38.170	55.255	250.0	50:48.095
19	2	2:21.764	51.297	38.620	51.847	144.0	50:20.361	20	1	2:03.158	33.540	38.172	51.446	251.2	52:51.253
20	2	2:02.594	32.912	38.243	51.439	248.3	52:22.955	21	1	2:01.112	31.997	37.849	51.266	250.6	54:52.365
21	2	2:04.465	32.506	38.288	53.671	250.6	54:27.420	22	1	2:07.770 B	31.851	38.046	57.873	251.2	57:00.135
22	2	2:02.449	32.610	38.468	51.371	250.0	56:29.869	23	1	4:36.812	3:03.985	38.426	54.401	151.0	1:01:36.947
23	2	2:02.101	32.566	38.257	51.278	247.1	58:31.970								
24	2	2:02.202	32.637	38.197	51.368	250.6	1:00:34.172								

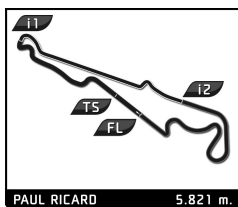
29		Forestier Racing by VPS					Ligier JS P325 - Toyota LMP3	
		1.Louis ROUSSET						
		2.Romain FAVRE						
1	1	2:30.709	57.811	40.120	52.778	129.8	2:30.709	
2	1	2:04.782	35.044	38.595	51.143	245.5	4:35.491	
3	1	2:01.086	32.176	38.125	50.785	244.9	6:36.577	
4	1	2:00.093	31.768	37.865	50.460	246.6	8:36.670	
5	1	2:01.048	31.991	37.806	51.251	247.7	10:37.718	
6	1	1:59.745	31.622	37.708	50.415	248.3	12:37.463	
7	1	2:04.709	31.753	38.605	51.351	247.7	14:39.172	
8	1	3:10.548	31.989	53.009	1:45.550	249.4	17:49.720	
9	1	3:27.313	1:11.046	1:20.592	55.675	79.7	21:17.033	
10	1	2:01.985	31.808	38.640	51.537	247.1	23:19.018	
11	1	2:00.505	32.000	37.806	50.699	246.6	25:19.523	
12	1	3:51.300 B	32.923	1:01.963	2:16.414	247.1	29:10.823	
13	1	2:16.594	47.789	38.108	50.697	150.8	31:27.417	
14	1	2:01.547	31.995	38.158	51.394	248.3	33:28.964	
15	1	1:59.831	31.751	37.795	50.285	249.4	35:28.795	
16	1	1:59.428	31.556	37.694	50.178	247.1	37:28.223	
17	1	4:22.762 B	31.720	37.751	3:13.291	249.4	41:50.985	
18	2	2:17.937	48.740	38.059	51.138	148.4	44:08.922	
19	2	2:02.470	33.195	38.288	50.987	247.7	46:11.392	
20	2	1:59.946	31.892	37.826	50.228	248.3	48:11.338	
21	2	1:59.312	31.717	37.625	49.970	249.4	50:10.650	
22	2	4:25.679 B	32.533	37.823	3:15.323	248.8	54:36.329	

30		CD Sport					Duqueine D09 - Toyota LMP3	
		1.Thomas IMBOURG						
		2.Arthur ROGEON						
1	2	3:31.699	1:47.495	46.073	58.131	123.0	3:31.699	
2	2	2:12.031	35.435	41.593	55.003	213.9	5:43.730	
3	2	2:07.120	33.989	40.244	52.887	244.9	7:50.850	
4	2	2:03.548	32.621	38.625	52.272	247.1	9:54.368	
5	2	2:28.543 B	37.643	46.362	1:04.508	181.8	12:22.881	
6	2	9:43.687	8:09.685	40.366	53.636	113.3	22:06.568	
7	2	2:04.234	33.162	39.238	51.834	243.8	24:10.802	
8	2	2:01.784	32.363	38.346	51.075	249.4	26:12.586	
9	2	2:00.950	32.069	37.927	50.954	250.6	28:13.536	
10	2	2:00.766	31.961	38.101	50.704	249.4	30:14.302	
11	2	2:01.755	32.742	38.100	50.913	251.7	32:16.057	
12	2	2:00.458	31.946	37.829	50.683	250.6	34:16.515	
13	2	2:02.160	32.843	38.185	51.132	251.2	36:18.675	
14	2	2:00.551	32.297	37.719	50.535	248.8	38:19.226	
15	2	2:01.201	31.839	37.931	51.431	249.4	40:20.427	

31		CD Sport					Duqueine D09 - Toyota LMP3 Pro/Am	
		1.Shahan SARKISSIAN						
		2.Kevin RABIN						
1	1	3:21.256 B	1:35.990	43.194	1:02.072	140.6	3:21.256	
2	1	7:37.476	6:00.843	42.277	54.356	129.0	10:58.732	
3	1	2:06.180	34.679	39.108	52.393	247.7	13:04.912	
4	1	2:04.158	32.991	39.069	52.098	248.3	15:09.070	
5	1	3:55.037	42.613	1:25.991	1:46.433	248.8	19:04.107	
6	1	2:40.742	1:07.452	39.741	53.549	79.1	21:44.849	
7	1	2:04.468	33.201	38.903	52.364	246.6	23:49.317	
8	1	2:05.146	33.027	38.753	53.366	248.8	25:54.463	
9	1	2:05.983	32.835	40.165	52.983	250.6	28:00.446	
10	1	2:03.349	32.744	38.668	51.937	249.4	30:03.795	
11	1	2:09.942 B	32.568	38.480	58.894	248.8	32:13.737	
12	2	4:36.247	3:04.307	39.337	52.603	145.6	36:49.984	
13	2	2:02.778	32.564	38.591	54.623	250.0	38:52.762	
14	2	2:03.133	32.342	38.420	52.371	250.0	40:55.895	
15	2	2:30.556	32.587	51.578	1:06.391	250.6	43:26.451	
16	2	2:25.257 B	44.197	40.629	1:00.431	250.0	45:51.708	

33		Kessel Racing					Ferrari 296 GT3 GT3	
		1.Murat Ruhı CUHADAROĞI						
		2.David Cleto FUMANELLI						
1	2	3:19.805	1:41.358	41.635	56.812	126.6	3:19.805	
2	2	2:07.997	33.940	39.882	54.175	240.0	5:27.802	
3	2	2:05.184	32.932	39.053	53.199	240.5	7:32.986	
4	2	2:05.130	33.255	39.129	52.746	241.6	9:38.116	
5	2	2:04.951	32.611	39.002	53.338	241.1	11:43.067	
6	2	2:04.744	32.697	38.967	53.050	241.1	13:47.781	
7	2	2:27.734 B	32.675	39.759	1:15.300	241.1	16:15.515	
8	1	8:21.756	5:42.320	40.470	1:58.966	105.2	24:37.271	
9	1	2:12.670	35.260	40.665	56.745	235.3	26:49.941	
10	1	2:14.581	35.112	41.556	57.913	238.4	29:04.522	
11	1	2:11.321	34.535	40.587	56.199	238.4	31:15.843	
12	1	2:09.940	34.264	40.435	55.241	241.1	33:25.783	
13	1	2:10.143	33.966	40.141	56.036	239.5	35:35.926	
14	1	2:10.349	34.285	40.299	55.765	239.5	37:46.275	
15	1	2:16.590 B	34.174	39.951	1:02.465	241.6	40:02.865	
16	2	5:35.034	4:00.128	39.789	55.117	142.7	45:37.899	
17	2	2:05.108	32.619	39.252	53.237	240.5	47:43.007	
18	2	2:04.380	32.752	38.939	52.689	239.5	49:47.387	
19	2	2:13.275 B	32.624	38.926	1:01.725	240.5	52:00.662	
20	2	4:37.212	3:04.702	39.462	53.048	143.8	56:37.874	
21	2	2:03.924	32.374	39.044	52.509	241.6	58:41.798	
22	2	2:18.904 B	32.615	43.202	1:03.087	241.6	1:01:00.702	

LE MANS CUP

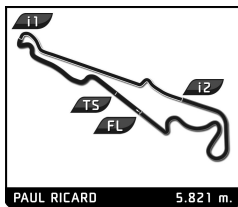


Michelin Le Mans Cup Le Castellet Round Free Practice 2

Sector Analysis

Lap under Red Flag											Invalidated Lap	Personal Best	Session Best	B Crossing the pit lane			
Lap	D	Time	Sector 1	Sector 2	Sector 3	T. Spd	Elapsed	Lap	D	Time	Sector 1	Sector 2	Sector 3	T. Spd	Elapsed		
34		Inter Europol Competition					Ligier JS P325 - Toyota										
		1.Aristotle BALOGH					LMP3 Pro/Am										
		2.Garett GRIST															
1	2	2:26.705	52.355	40.879	53.471	141.7	2:26.705	2	2	2:11.146	B	32.684	39.779	58.683	247.7	4:50.389	
2	2	2:07.252	32.728	38.420	56.104	249.4	4:33.957	3	2	4:32.900		3:02.650	37.774	52.476	151.9	9:23.289	
3	2	2:09.510	32.197	37.891	59.422	249.4	6:43.467	4	2	2:00.995		31.842	37.778	51.375	248.3	11:24.284	
4	2	2:00.296	32.056	37.939	50.301	249.4	8:43.763	5	2	2:00.048		31.599	37.632	50.787	250.6	13:24.302	
5	2	2:00.215	31.990	37.735	50.490	250.6	10:43.978	6	2	1:59.275		31.569	37.351	50.355	248.8	15:23.577	
6	2	1:59.762	31.941	37.629	50.192	250.6	12:43.740	7	2	4:10.901	B	57.995	1:26.053	1:46.853	130.6	19:34.478	
7	2	2:10.074	B	31.935	37.824	1:00.315	251.2	14:53.814	8	2	4:50.784		3:20.274	39.227	51.283	147.1	24:25.262
8	2	6:43.975	4:57.076	44.479	1:02.420	79.1	21:37.789	9	2	2:14.004		44.248	38.686	51.070	247.7	26:39.266	
9	2	2:03.251	32.181	37.780	53.290	250.0	23:41.040	10	2	1:59.685		31.568	38.010	50.107	248.3	28:38.951	
10	2	2:18.785	B	31.834	41.171	1:05.780	250.0	25:59.825	11	2	1:59.399		31.686	37.417	50.296	248.3	30:38.350
11	2	2:21.406		49.053	41.570	50.783	151.7	28:21.231	12	2	1:59.640		31.736	37.602	50.302	250.0	32:37.990
12	2	1:59.500		31.697	37.497	50.306	249.4	30:20.731	13	2	2:04.017		31.854	37.690	54.473	250.6	34:42.007
13	2	2:07.921	B	31.789	38.493	57.639	250.6	32:28.652	14	2	2:08.177	B	31.848	38.164	58.165	250.6	36:50.184
14	1	3:50.144	2:12.148	41.698	56.298	121.2	36:18.796	15	1	7:03.507		5:32.682	39.091	51.734	134.8	43:53.691	
15	1	2:13.436	34.697	43.481	55.258	242.7	38:32.232	16	1	2:01.001		32.239	38.098	50.664	251.2	45:54.692	
16	1	2:07.651	34.253	39.318	54.080	249.4	40:39.883	17	1	2:00.350		31.857	37.876	50.617	251.2	47:55.042	
17	1	2:06.481	33.761	39.683	53.037	250.6	42:46.364	18	1	2:03.742		34.622	38.247	50.873	250.6	49:58.784	
18	1	2:06.695	33.453	39.860	53.382	248.3	44:53.059	19	1	2:00.819		31.892	37.796	51.131	250.6	51:59.603	
19	1	2:07.308	33.871	38.859	54.578	248.8	47:00.367	20	1	2:00.068		31.801	37.753	50.514	250.6	53:59.671	
20	1	2:07.784	34.445	39.544	53.795	248.8	49:08.151	21	1	2:00.458		31.945	37.750	50.763	252.3	56:00.129	
21	1	2:05.876	34.014	39.149	52.713	238.4	51:14.027	22	1	2:00.183		31.905	38.028	50.250	251.2	58:00.312	
22	1	2:05.848	33.760	39.085	53.003	247.7	53:19.875	23	1	2:00.430		31.740	37.761	50.929	251.2	1:00:00.742	
23	1	2:04.568	33.263	38.792	52.513	248.8	55:24.443										
24	1	2:05.390	33.182	38.755	53.453	249.4	57:29.833										
25	1	2:16.274	B	33.540	39.164	1:03.570	240.0	59:46.107									
49		High Class Racing					Ligier JS P325 - Toyota										
		1.Mark PATTERSON					LMP3 Pro/Am										
		2.Anders FJORBACH															
1	2	12:05.767	B	...	39.871	58.744	144.8	12:05.767									
2	2	5:43.603		3:04.488	53.311	1:45.804	152.8	17:49.370									
3	2	3:17.453		1:09.274	1:15.605	52.574	79.2	21:06.823									
4	2	2:01.649		32.109	38.431	51.109	244.9	23:08.472									
5	2	2:00.196		31.810	37.962	50.424	247.1	25:08.668									
6	2	2:09.695		32.221	37.926	59.548	248.8	27:18.363									
7	2	1:59.954		31.721	37.816	50.447	247.7	29:18.317									
8	2	2:04.879		32.479	38.701	53.699	248.3	31:23.196									
9	2	2:02.647		32.683	39.040	50.924	248.3	33:25.843									
10	2	2:00.075		31.842	37.983	50.250	248.3	35:25.918									
11	2	1:59.660		31.778	37.592	50.290	248.3	37:25.578									
12	2	2:02.033		32.388	38.133	51.512	247.7	39:27.611									
13	2	2:18.447	B	31.553	37.865	1:09.029	248.3	41:46.058									
14	2	4:38.674		3:04.117	38.140	56.417	154.9	46:24.732									
15	2	2:00.391		31.825	37.929	50.637	249.4	48:25.123									
16	2	2:00.044		31.719	37.937	50.385	248.8	50:25.164									
17	2	1:59.854		31.677	37.722	50.455	249.4	52:25.018									
18	2	2:08.174	B	31.672	37.578	58.924	250.0	54:33.192									
50		23Events Racing					Ligier JS P325 - Toyota										
		1.Léna BÜHLER					LMP3										
		2.Matteo QUINTARELLI															
1	2	2:39.243		1:04.009	40.594	54.640	142.1	2:39.243									
51		AF Corse					Ferrari 296 GT3										
		1.Alessandro COZZI					GT3										
		2.Eliseo DONNO															
1	2	2:48.770	B	59.970	43.903	1:04.897	129.0	2:48.770									
2	2	4:57.207		3:21.407	41.312	54.488	142.5	7:45.977									
3	2	2:05.904		33.314	39.551	53.039	236.3	9:51.881									
4	2	2:09.976		34.096	39.212	56.668	240.5	12:01.857									
5	2	2:04.745		33.073	38.902	52.740	240.5	14:06.572									
6	2	2:39.139	B	32.600	38.905	1:27.634	242.2	16:45.711									
7	2	5:04.077		3:26.655	39.917	57.505	80.0	21:49.788									
8	2	2:05.462		32.858	39.318	53.286	241.1	23:55.250									
9	2	2:04.190		32.802	38.874	52.514	241.1	25:59.440									
10	2	2:06.224		33.586	39.815	52.823	241.1	28:05.664									
11	2	2:04.169		32.766	38.875	52.528	241.6	30:09.833									
12	2	2:11.157	B	32.826	38.945	59.386	241.1	32:20.990									
13	1	5:51.244		4:15.441	40.169	55.604	145.2	38:12.201									
14	1	2:09.192		33.776	39.832	55.584	240.5	40:21.393									
15	1	2:09.352		34.196	40.273	54.883	240.5	42:30.745									
16	1	2:12.043		34.149	40.902	56.962	240.0	44:42.758									
17	1	2:07.785		33.855	39.641	54.289	241.1	46:50.543									
18	1	2:07.670		33.520	39.730	54.420	240.5	48:58.213									
19	1	2:07.746		33.919	39.556	54.274	240.5	51:05.959									
20	1	2:08.524		34.699	39.671	54.154	242.7	53:14.483									
21	1	2:07.019		33.285	39.630	54.104	242.2	55:21.502									
22	1	2:21.615	B	34.409	40.161	1:07.045	240.5	57:43.117									
58		GG Classics					Ligier JS P325 - Toyota										
		1.George NAKAS					LMP3 Pro/Am										
		2.Fraser ROSS															
1	1	3:03.128		1:26.547	40.984	55.597	130.4	3:03.128									
2	1	2:08.782		34.563	40.002	54.217	248.3	5:11.910									
3	1	2:08.592		35.244	39.865	53.483	247.1	7:20.502									

LE MANS CUP



Michelin Le Mans Cup Le Castellet Round Free Practice 2

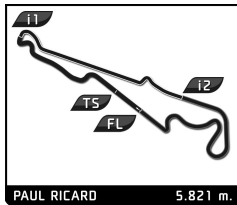
Sector Analysis

PAUL RICARD 5.821 m.

Lap under Red Flag Invalidated Lap Personal Best Session Best B Crossing the pit lane

Lap	D	Time	Sector 1	Sector 2	Sector 3	T. Spd	Elapsed	Lap	D	Time	Sector 1	Sector 2	Sector 3	T. Spd	Elapsed
4	1	2:11.170	34.818	39.757	56.595	237.9	9:31.672	1	2	3:00.158	1:22.401	42.302	55.455	108.4	3:00.158
5	1	2:07.286	34.108	39.779	53.399	248.3	11:38.958	2	2	2:23.733	36.285	42.597	1:04.851	226.9	5:23.891
6	1	2:06.835	33.879	39.109	53.847	248.3	13:45.793	3	2	4:42.467	3:09.185	40.095	53.187	147.5	10:06.358
7	1	2:25.535	33.909	39.980	1:11.646	250.0	16:11.328	4	2	2:03.031	32.989	38.541	51.501	247.1	12:09.389
8	1	4:18.506	1:13.921	1:26.356	1:38.229	79.4	20:29.834	5	2	2:00.589	32.025	38.101	50.463	247.1	14:09.978
9	1	6:03.439	37.597	45.939	4:39.903	200.7	26:33.273	6	2	2:38.688	31.878	37.701	1:29.109	249.4	16:48.666
10	2	2:25.719	50.266	41.361	54.092	151.9	28:58.992	7	2	3:59.886	1:10.260	1:26.064	1:23.562	79.5	20:48.552
11	2	2:02.106	32.767	38.036	51.303	246.6	31:01.098	8	2	2:02.159	32.825	38.271	51.063	247.7	22:50.711
12	2	2:02.068	32.808	38.162	51.098	248.8	33:03.166	9	2	2:00.883	32.116	37.774	50.993	246.6	24:51.594
13	2	2:01.334	32.391	37.917	51.026	248.8	35:04.500	10	2	2:08.500	32.076	38.224	58.200	246.6	27:00.094
14	2	2:01.294	32.390	37.978	50.926	248.3	37:05.794	11	2	2:07.884	7:58.112	38.404	51.368	124.9	36:27.978
15	2	2:00.980	32.138	37.942	50.900	249.4	39:06.774	12	2	2:02.369	32.525	38.016	51.828	248.3	38:30.347
16	2	2:01.536	32.202	38.133	51.201	250.6	41:08.310	13	2	2:02.360	33.896	38.088	50.376	248.3	40:32.707
17	2	2:05.809	33.475	39.711	52.623	250.6	43:14.119	14	2	2:34.623	1:03.440	39.820	51.363	248.8	43:07.330
18	2	4:22.546	32.293	38.097	3:12.156	251.2	47:36.665	15	2	2:06.329	32.575	38.914	54.840	248.8	45:13.659
19	2	4:58.414	57.316	45.281	3:15.817	125.7	52:35.079	16	2	2:00.723	32.290	37.861	50.572	247.7	47:14.382
20	2	2:28.887	53.827	41.182	53.878	88.6	55:03.966	17	2	2:08.033	32.056	38.328	57.649	249.4	49:22.415
21	2	2:07.787	33.355	39.754	54.678	248.8	57:11.753	18	2	3:48.786	2:10.131	42.349	56.306	109.5	53:11.201
22	2	2:00.879	32.505	37.840	50.534	249.4	59:12.632	19	2	2:05.609	33.504	39.075	53.030	244.3	55:16.810
23	2	2:00.046	31.899	37.786	50.361	250.0	1:01:12.678	20	2	2:00.153	31.999	37.757	50.397	246.6	57:16.963
62 Bretton Racing Ligier JS P325 - Toyota 1. Ben STONE LMP3 Pro/Am 2. Dane ARENSEN								65 Team Motopark Mercedes AMG GT3 1. Heiko NEUMANN GT3 2. Lukas DUNNER							
1	2	2:32.330	55.072	40.831	56.427	131.4	2:32.330	1	2	4:35.024	2:56.438	43.215	55.371	130.3	4:35.024
2	2	2:09.553	35.446	39.734	54.373	247.1	4:41.883	2	2	2:15.948	35.535	41.979	58.434	194.2	6:50.972
3	2	2:04.770	33.208	38.514	53.048	246.6	6:46.653	3	2	2:04.761	32.913	39.008	52.840	241.6	8:55.733
4	2	2:03.620	32.764	38.170	52.686	251.2	8:50.273	4	2	2:04.633	32.724	38.955	52.954	240.5	11:00.366
5	2	2:05.531	33.014	39.012	53.505	252.3	10:55.804	5	2	2:07.434	33.474	38.883	54.777	228.3	13:07.500
6	2	2:03.091	33.046	38.341	51.704	235.3	12:58.895	6	2	2:04.656	32.837	38.825	52.994	244.9	15:12.156
7	2	2:02.594	32.560	38.214	51.820	250.6	15:01.489	7	2	3:54.075	43.301	1:25.255	1:45.519	234.3	19:06.231
8	2	3:47.238	34.352	1:26.205	1:46.681	250.6	18:48.727	8	2	4:41.074	3:06.353	39.687	55.034	149.4	23:47.305
9	2	2:44.597	1:09.545	40.574	54.478	79.1	21:33.324	9	2	2:05.332	33.156	39.053	53.423	241.6	25:52.637
10	2	2:03.625	32.729	38.442	52.454	250.0	23:36.949	10	2	2:11.411	32.846	39.267	59.298	242.2	28:04.048
11	2	2:04.531	33.054	39.065	52.412	248.3	25:41.480	11	2	4:39.582	3:07.216	39.159	53.207	150.4	32:43.630
12	2	2:08.338	32.742	41.358	54.238	247.1	27:49.818	12	2	2:05.116	33.032	39.318	52.766	240.0	34:48.746
13	2	2:05.722	33.032	39.987	52.703	250.6	29:55.540	13	2	2:09.979	32.790	38.836	58.353	242.2	36:58.725
14	2	2:03.140	32.634	38.445	52.061	249.4	31:58.680	14	2	4:37.871	3:05.767	39.103	53.001	151.0	41:36.596
15	2	4:16.371	33.075	38.945	3:04.351	250.0	36:15.051	15	2	2:04.589	32.696	39.041	52.852	241.1	43:41.185
16	1	2:23.996	50.487	39.373	54.136	132.2	38:39.047	16	2	2:12.637	33.625	39.045	59.967	229.3	45:53.822
17	1	2:04.318	33.203	38.800	52.315	248.3	40:43.365	66 Rinaldi Racing Ligier JS P325 - Toyota 1. Steve PARROW LMP3 Pro/Am 2. Griffin PEEBLES							
18	1	2:03.735	32.714	38.630	52.391	250.0	42:47.100	1	1	3:35.333	1:45.424	46.858	1:03.051	114.0	3:35.333
19	1	2:04.252	33.024	39.261	51.967	247.1	44:51.352	2	1	2:33.924	38.730	50.744	1:04.450	223.1	6:09.257
20	1	2:03.319	32.620	38.389	52.310	249.4	46:54.671	3	1	2:22.212	38.943	43.017	1:00.252	219.5	8:31.469
21	1	2:03.680	32.597	38.358	52.725	248.8	48:58.351	4	1	2:36.998	41.533	44.941	1:10.524	160.0	11:08.467
22	1	2:02.676	32.712	38.086	51.878	249.4	51:01.027	5	1	6:36.484	3:55.097	54.625	1:46.762	123.7	17:44.951
23	1	2:03.534	32.614	38.764	52.156	251.2	53:04.561	6	1	3:26.868	1:10.349	1:17.591	58.928	79.3	21:11.819
24	1	2:06.673	33.162	38.327	55.184	249.4	55:11.234	7	1	2:10.641	35.258	40.325	55.058	228.3	23:22.460
25	1	2:08.392	33.701	40.233	54.458	251.7	57:19.626	8	1	2:05.670	33.544	38.951	53.475	247.1	25:28.130
26	1	2:03.605	32.659	38.431	52.515	247.1	59:23.231	9	1	2:06.054	33.250	39.334	53.470	249.4	27:34.184
27	1	2:02.102	32.315	38.106	51.681	250.0	1:01:25.333								
64 M Racing Ligier JS P325 - Toyota 1. Michael DOPPELMAYR LMP3 Pro/Am 2. Pierre KAFFER															

LE MANS CUP

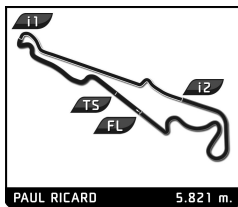


Michelin Le Mans Cup Le Castellet Round Free Practice 2

Sector Analysis

Lap under Red Flag										Invalidated Lap		Personal Best	Session Best	B Crossing the pit lane		
Lap	D	Time	Sector 1	Sector 2	Sector 3	T. Spd	Elapsed	Lap	D	Time	Sector 1	Sector 2	Sector 3	T. Spd	Elapsed	
70		Gebhardt Motorsport					Duqueine D09 - Toyota					LMP3				
		1.Oscar Andres TUNJO														
		2.Valentino CATALANO														
1	2	2:48.523	1:11.629	41.189	55.705	136.7	2:48.523	21	2	2:23.926	31.812	37.916	1:14.198	250.0	51:32.043	
2	2	2:05.108	33.292	38.938	52.878	247.1	4:53.631	22	2	2:00.749	32.069	37.859	50.821	253.5	53:32.792	
3	2	2:03.388	32.790	38.508	52.090	248.8	6:57.019	23	2	2:05.572	32.735	38.048	54.789	249.4	55:38.364	
4	2	2:05.854	32.661	38.360	54.833	251.7	9:02.873	24	2	2:00.411	31.951	37.880	50.580	250.6	57:38.775	
5	2	2:01.745	32.207	38.254	51.284	251.2	11:04.618	25	2	2:00.415	31.833	37.815	50.767	251.2	59:39.190	
6	2	2:01.650	32.192	37.791	51.667	250.0	13:06.268	26	2	2:00.738	31.989	38.101	50.648	252.3	1:01:39.928	
7	2	2:04.262	32.485	38.531	53.246	251.7	15:10.530									
8	2	3:51.214	39.007	1:26.040	1:46.167	251.2	19:01.744									
9	2	2:39.262	1:07.850	38.612	52.800	79.1	21:41.006									
10	2	2:03.266	32.579	38.588	52.099	250.6	23:44.272									
11	2	2:02.272	32.348	38.119	51.805	248.8	25:46.544									
12	2	2:04.317	32.303	39.390	52.624	250.0	27:50.861									
13	2	2:09.107	32.494	38.714	57.899	248.8	29:59.968									
14	1	4:37.413	3:08.180	38.369	50.864	114.8	34:37.381									
15	1	2:00.373	32.062	37.832	50.479	247.7	36:37.754									
16	1	2:00.779	31.917	37.748	51.114	250.0	38:38.533									
17	1	2:00.902	32.071	37.703	51.128	250.0	40:39.435									
18	1	2:00.682	32.128	37.813	50.741	250.6	42:40.117									
19	1	2:00.655	31.989	37.775	50.891	248.8	44:40.772									
20	1	2:19.045	41.433	43.556	54.326	251.2	46:59.787									
21	1	2:00.728	32.118	37.837	50.773	248.3	49:00.515									
22	1	2:04.612	32.114	38.027	54.471	252.3	51:05.127									
23	1	2:00.540	32.090	37.792	50.658	250.6	53:05.667									
24	1	2:06.586	32.855	38.322	55.409	252.9	55:12.253									
25	1	2:09.590	32.324	39.395	57.871	251.2	57:21.843									
71		Rinaldi Racing					Ligier JS P325 - Toyota					LMP3 Pro/Am				
		1.Stefan AUST														
		2.Felipe FERNANDEZ-LASE														
1	1	3:25.593	1:48.869	42.318	54.406	138.1	3:25.593	21	1	2:04.632	32.263	37.773	50.596	250.0	1:01:19.433	
2	1	2:06.588	33.713	39.359	53.516	246.6	5:32.181									
3	1	2:04.854	32.924	38.535	53.392	248.3	7:37.032									
4	1	2:02.870	32.732	38.526	51.612	247.7	9:39.902									
5	1	2:02.010	32.597	38.025	51.388	250.6	11:41.912									
6	1	2:02.814	32.646	38.225	51.943	250.6	13:44.726									
7	1	2:29.204	32.340	38.124	1:18.740	249.4	16:13.930									
8	2	5:24.503	3:30.280	51.225	1:02.998	79.8	21:38.433									
9	2	2:03.548	32.747	38.178	52.623	249.4	23:41.981									
10	2	2:00.936	32.055	37.901	50.980	250.0	25:42.917									
11	2	2:12.362	32.192	41.172	58.998	249.4	27:55.279									
12	2	2:16.908	47.647	37.843	51.418	148.6	30:12.187									
13	2	2:01.253	31.888	37.835	51.530	251.2	32:13.440									
14	2	2:01.232	31.930	37.795	51.507	250.0	34:14.672									
15	2	2:01.481	31.635	37.707	52.139	251.2	36:16.153									
16	2	2:00.442	31.759	37.853	50.830	248.3	38:16.595									
17	2	2:07.527	31.854	37.726	57.947	250.6	40:24.122									
18	2	4:42.863	3:04.804	44.793	53.266	149.6	45:06.985									
19	2	2:00.715	31.945	37.838	50.932	250.0	47:07.700									
20	2	2:00.417	31.877	37.857	50.683	250.0	49:08.117									
77		Reiter Engineering					Ligier JS P325 - Toyota					LMP3 Pro/Am				
		1.Horst FELBERMAYR														
		2.Horst Felix FELBERMAYR														
1	2	2:51.404	1:14.177	40.493	56.734	145.0	2:51.404	21	2	2:01.664	32.491	38.054	51.119	247.7	15:14.621	
2	2	2:05.173	33.145	38.570	53.458	245.5	4:56.577	22	2	2:05.714	33.754	38.591	53.369	246.6	7:02.291	
3	2	2:05.714	33.754	38.591	53.369	246.6	9:04.182	23	2	2:01.894	32.643	38.325	50.953	246.6	9:04.182	
4	2	2:04.894	32.643	38.325	50.953	246.6	11:11.157	24	2	2:06.975	32.316	38.400	56.259	250.0	11:11.157	
5	2	2:06.975	32.316	38.400	56.259	250.0	13:12.957	25	2	2:01.800	32.634	38.162	51.004	247.1	13:12.957	
6	2	2:01.800	32.634	38.162	51.004	247.1	15:14.621	26	2	2:01.664	32.491	38.054	51.119	247.7	15:14.621	
7	2	2:01.664	32.491	38.054	51.119	247.7	17:16.291	27	2	3:53.891	42.634	1:25.992	1:45.265	246.0	19:08.512	
8	2	3:53.891	42.634	1:25.992	1:45.265	246.0	21:02.402	28	2	2:05.578	33.726	39.236	52.616	246.0	22:07.940	
9	1	4:26.448	2:51.386	39.918	55.144	120.1	23:34.960	29	1	2:05.578	33.726	39.236	52.616	246.0	25:03.478	
10	1	2:05.578	33.726	39.236	52.616	246.0	26:09.056	30	1	2:08.789	32.868	41.705	54.216	246.6	27:49.327	
11	1	2:08.789	32.868	41.705	54.216	246.6	29:57.867	31	1	2:07.314	33.267	40.136	53.911	247.1	29:57.867	
12	1	2:07.314	33.267	40.136	53.911	247.1	32:05.181	32	1	2:04.044	33.102	38.999	51.943	248.3	32:00.685	
13	1	2:04.044	33.102	38.999	51.943	248.3	34:04.729	33	1	2:03.731	32.863	38.799	52.069	249.4	34:04.729	
14	1	2:03.731	32.863	38.799	52.069	249.4	36:18.159	34	1	2:13.743	33.252	39.003	1:01.488	247.1	36:18.159	
15	1	2:13.743	33.252	39.003	1:01.488	247.1	38:21.307	35	2	4:32.599	2:55.852	38.693	58.054	121.9	40:50.758	
16	2	4:32.599	2:55.852	38.693	58.054	121.9	43:13.906									

LE MANS CUP



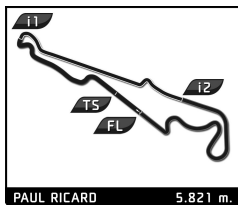
Michelin Le Mans Cup Le Castellet Round Free Practice 2

Sector Analysis

Lap under Red Flag							Invalidated Lap		Personal Best		Session Best		B Crossing the pit lane		
Lap	D	Time	Sector 1	Sector 2	Sector 3	T. Spd	Elapsed	Lap	D	Time	Sector 1	Sector 2	Sector 3	T. Spd	Elapsed
83	Iron Dames 1.Vanina ICKX 2.Marta GARCIA LOPEZ							Porsche 911 GT3 R (992) GT3							
1	1	4:57.085	3:10.336	46.064	1:00.685	120.8	4:57.085								
2	1	2:13.650	35.463	41.436	56.751	243.8	7:10.735								
3	1	2:08.349	33.970	39.995	54.384	242.2	9:19.084								
4	1	2:07.735	33.828	39.628	54.279	243.2	11:26.819								
5	1	2:07.460	33.846	39.332	54.282	243.2	13:34.279								
6	1	2:16.409	33.703	39.365	1:03.341	243.8	15:50.688								
7	2	5:30.531	3:31.283	1:04.795	54.453	79.3	21:21.219								
8	2	2:08.029	35.359	39.213	53.457	243.2	23:29.248								
9	2	2:06.734	34.224	39.382	53.128	243.8	25:35.982								
10	2	2:11.253	33.051	44.512	53.690	243.2	27:47.235								
11	2	2:13.821	32.987	40.614	1:00.220	243.8	30:01.056								
12	2	2:04.834	33.089	38.968	52.777	243.2	32:05.890								
13	2	2:04.849	32.963	38.931	52.955	243.8	34:10.739								
14	2	2:12.077	33.048	39.007	1:00.022	243.2	36:22.816								
15	2	2:12.493	33.053	39.719	59.721	244.9	38:35.309								
16	1	4:41.344	3:06.083	40.556	54.705	149.8	43:16.653								
17	1	2:07.128	33.518	39.617	53.993	244.3	45:23.781								
18	1	2:07.545	33.646	39.622	54.277	244.3	47:31.326								
19	1	2:07.372	33.701	39.463	54.208	243.8	49:38.698								
20	1	2:07.153	33.564	39.446	54.143	244.9	51:45.851								
21	1	2:06.603	33.414	39.242	53.947	244.3	53:52.454								
22	1	2:07.500	34.365	39.329	53.806	244.3	55:59.954								
23	1	2:06.609	33.536	39.390	53.683	244.3	58:06.563								
24	1	2:07.069	33.999	39.279	53.791	244.3	1:00:13.632								
84	ANS Motorsport 1.Julien LEMOINE 2.Paul TROJANI							Ligier JS P325 - Toyota LMP3 Pro/Am							
1	2	2:33.483	48.409	44.240	1:00.834	144.6	2:33.483								
2	2	2:08.769	35.064	39.578	54.127	232.8	4:42.252								
3	2	2:05.179	33.507	40.001	51.671	247.1	6:47.431								
4	2	2:03.009	33.019	38.308	51.682	248.3	8:50.440								
5	2	2:05.196	33.480	39.033	52.683	224.5	10:55.636								
6	2	2:01.075	32.151	38.120	50.804	249.4	12:56.711								
7	2	2:02.260	33.645	37.919	50.696	248.8	14:58.971								
8	2	3:45.392	32.022	1:26.572	1:46.798	248.3	18:44.363								
9	2	2:43.731	1:09.367	42.319	52.045	79.1	21:28.094								
10	2	2:03.921	32.882	39.176	51.863	247.7	23:32.015								
11	2	2:01.297	31.921	38.116	51.260	248.8	25:33.312								
12	2	4:25.957	31.997	40.540	3:13.420	249.4	29:59.269								
13	1	2:21.604	50.852	38.829	51.923	142.5	32:20.873								
14	1	2:03.186	32.833	38.718	51.635	250.6	34:24.059								
15	1	2:02.585	32.872	38.309	51.404	249.4	36:26.644								
16	1	2:03.584	33.288	38.366	51.930	250.0	38:30.228								
17	1	2:04.486	34.371	38.755	51.360	250.6	40:34.714								
18	1	2:02.486	32.876	38.418	51.192	251.2	42:37.200								
19	1	2:03.067	32.630	38.474	51.963	249.4	44:40.267								
20	1	2:03.738	33.245	38.559	51.934	250.0	46:44.005								
21	1	2:03.342	32.548	38.589	52.205	249.4	48:47.347								
85	R-ace GP 1.Hugo SCHWARZE 2.Hadrien DAVID							Duqueine D09 - Toyota LMP3							
1	2	2:20.059	43.663	41.773	54.623	122.9	2:20.059								
2	2	2:05.432	34.007	38.877	52.548	245.5	4:25.491								
3	2	2:01.082	32.332	37.983	50.767	248.3	6:26.573								
4	2	2:00.667	31.958	37.790	50.919	250.0	8:27.240								
5	2	2:00.122	31.826	37.802	50.494	251.7	10:27.362								
6	2	2:02.075	31.984	37.821	52.270	251.2	12:29.437								
7	2	2:00.456	31.920	37.894	50.642	251.2	14:29.893								
8	2	3:06.472	32.490	47.821	1:46.161	251.7	17:36.365								
9	2	3:23.803	1:09.465	1:21.094	53.244	79.4	21:00.168								
10	2	2:01.394	32.225	38.056	51.113	248.3	23:01.562								
11	2	2:01.103	32.398	37.706	50.999	254.1	25:02.665								
12	2	1:59.921	31.847	37.670	50.404	251.2	27:02.586								
13	2	2:02.009	31.598	38.035	52.376	250.6	29:04.595								
14	2	2:03.655	31.932	39.653	52.070	250.6	31:08.250								
15	2	2:08.183	32.323	37.940	57.920	251.7	33:16.433								
16	1	4:34.208	3:04.368	38.619	51.221	149.6	37:50.641								
17	1	2:02.447	32.430	38.013	52.004	250.6	39:53.088								
18	1	2:01.126	32.238	38.078	50.810	250.6	41:54.214								
19	1	2:01.356	32.434	37.908	51.014	251.2	43:55.570								
20	1	2:01.431	32.527	37.975	50.929	251.7	45:57.001								
21	1	2:01.626	32.300	38.047	51.279	251.2	47:58.627								
22	1	2:01.400	32.202	37.874	51.324	251.2	50:00.027								
23	1	2:03.130	32.455	38.865	51.810	251.7	52:03.157								
24	1	2:01.267	32.185	37.933	51.149	251.7	54:04.424								
25	1	2:00.802	32.098	37.819	50.885	251.2	56:05.226								
26	1	2:01.742	31.951	38.324	51.467	251.7	58:06.968								
27	1	2:08.937	33.213	38.310	57.414	252.9	1:00:15.905								
86	R-ace GP 1.Joel GRANFORS 2.Edgar PIERRE							Duqueine D09 - Toyota LMP3							
1	1	2:24.442	46.966	42.679	54.797	129.7	2:24.442								
2	1	2:04.107	33.646	38.961	51.500	231.8	4:28.549								
3	1	2:01.363	32.500	38.245	50.618	249.4	6:29.912								
4	1	2:00.581	32.235	37.862	50.484	250.0	8:30.493								
5	1	2:00.014	32.005	37.758	50.251	250.0	10:30.507								
6	1	2:00.512	32.039	37.741	50.732	251.2	12:31.019								
7	1	2:02.804	32.348	38.477	51.979	251.2	14:33.823								
8	1	3:05.811	32.150	48.050	1:45.611	251.2	17:39.634								
9	1	3:21.127	1:09.131	1:19.358	52.638	79.4	21:00.761								
10	1	2:01.403	32.445	38.024	50.934	248.3	23:02.164								
11	1	2:01.631	32.488	37.939	51.204	250.0	25:03.795								
12	1	2:00.586	32.251	37.868	50.467	251.7	27:04.381								
13	1	2:02.734	32.478	37.867	52.389	250.6	29:07.115								
14	1	2:03.582	32.500	38.777	52.305	250.6	31:10.697								
15	1	2:07.441	32.268	38.045	57.128	250.6	33:18.138								
16	2	4:35.701	3:05.241	38.777	51.683	142.7	37:53.839								
17	2	2:02.134	32.411	38.150	51.573	249.4	39:55.973								
18	2	2:01.420	32.285	38.270	50.865	252.3	41:57.393								
19	2	2:01.224	32.219	38.234	50.771	250.6	43:58.617								
20	2	2:01.166	32.086	38.151	50.929	250.6	45:59.783								



LE MANS CUP



Michelin Le Mans Cup Le Castellet Round Free Practice 2

Sector Analysis

PAUL RICARD 5.821 m.

Lap under Red Flag Invalidated Lap Personal Best Session Best B Crossing the pit lane

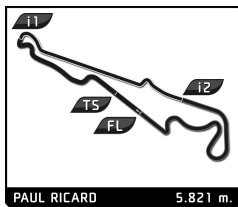
Lap	D	Time	Sector 1	Sector 2	Sector 3	T. Spd	Elapsed	Lap	D	Time	Sector 1	Sector 2	Sector 3	T. Spd	Elapsed
21	2	2:01.344	32.105	38.192	51.047	250.6	48:01.127	18	2	2:03.604	33.062	38.511	52.031	248.3	48:43.199
22	2	2:01.208	32.098	38.201	50.909	250.6	50:02.335	19	2	2:03.035	32.934	38.422	51.679	248.3	50:46.234
23	2	2:01.264	31.921	38.197	51.146	251.2	52:03.599	20	2	2:03.057	33.004	38.375	51.678	248.3	52:49.291
24	2	2:09.634	32.392	38.439	58.803	252.3	54:13.233	21	2	2:01.877	32.539	38.255	51.083	248.3	54:51.168
25	2	2:01.453	32.287	38.190	50.976	250.6	56:14.686	22	2	2:02.211	32.492	38.274	51.445	248.3	56:53.379
26	2	2:00.597	31.969	37.946	50.682	251.2	58:15.283	23	2	2:02.021	32.485	38.243	51.293	248.3	58:55.400
27	2	2:01.387	32.451	38.053	50.883	251.2	1:00:16.670	24	2	2:01.497	32.341	38.192	50.964	247.7	1:00:56.897

87 CLX Motorsport		Ligier JS P325 - Toyota LMP3					
1.Alvise RODELLA							
2.Pierre-Alexandre PROVOS							
1	2	2:33.473	59.277	41.267	52.929	130.8	2:33.473
2	2	2:02.856	33.280	38.447	51.129	246.0	4:36.329
3	2	2:00.742	32.061	37.883	50.798	248.8	6:37.071
4	2	2:00.237	31.788	37.789	50.660	250.0	8:37.308
5	2	2:03.776	32.090	37.715	53.971	250.6	10:41.084
6	2	1:59.513	31.658	37.706	50.149	250.0	12:40.597
7	2	1:59.800	31.307	37.642	50.851	250.6	14:40.397
8	2	5:32.057 B	31.618	59.402	4:01.037	250.0	20:12.454
9	1	2:20.136	49.983	38.140	52.013	145.2	22:32.590
10	1	2:01.318	32.344	37.657	51.317	250.0	24:33.908
11	1	1:59.235	31.472	37.541	50.222	249.4	26:33.143
12	1	1:59.213	31.434	37.743	50.036	249.4	28:32.356
13	1	1:59.453	31.649	37.564	50.240	250.0	30:31.809
14	1	1:59.868	31.797	37.589	50.482	249.4	32:31.677
15	1	2:02.455	34.263	37.978	50.214	248.8	34:34.132
16	1	1:59.365	31.680	37.473	50.212	250.0	36:33.497
17	1	7:41.867 B	33.034	38.331	6:30.502	249.4	44:15.364
18	1	2:53.245	57.211	48.553	1:07.481	134.7	47:08.609
19	1	2:22.411	36.840	46.870	58.701	216.9	49:31.020
20	1	3:31.841 B	36.186	46.647	2:09.008	232.3	53:02.861
21	1	2:26.950	51.435	41.287	54.228	133.5	55:29.811
22	1	2:04.932	33.867	38.853	52.212	247.7	57:34.743
23	1	2:01.969	32.132	37.892	51.945	247.7	59:36.712

92 Forestier Racing by VPS		Ligier JS P325 - Toyota LMP3					
1.Luciano MORANO							
2.Charles ROUSSANNE							
1	1	2:08.973	37.578	39.408	51.987	144.6	2:08.973
2	1	2:01.256	32.335	38.131	50.790	245.5	4:10.229
3	1	2:01.434	32.506	38.099	50.829	248.3	6:11.663
4	1	2:02.220	33.609	38.123	50.488	248.8	8:13.883
5	1	2:00.907	32.045	38.156	50.706	250.0	10:14.790
6	1	2:02.060	31.923	37.991	52.146	250.0	12:16.850
7	1	2:00.540	31.883	37.847	50.810	250.0	14:17.390
8	1	5:08.495 B	31.904	37.798	3:58.793	244.3	19:25.885
9	2	2:25.488	57.063	37.937	50.488	79.8	21:51.373
10	2	2:00.465	32.092	37.881	50.492	249.4	23:51.838
11	2	1:59.843	31.680	37.571	50.592	250.0	25:51.681
12	2	2:01.016	31.650	38.438	50.928	250.6	27:52.697
13	2	2:02.141	31.941	38.860	51.340	250.0	29:54.838
14	2	2:00.253	31.741	37.553	50.959	250.6	31:55.091
15	2	1:59.601	31.631	37.639	50.331	250.0	33:54.692
16	2	2:00.652	31.636	37.716	51.300	250.6	35:55.344
17	2	2:00.845	32.296	38.081	50.468	251.2	37:56.189
18	2	1:59.450	31.592	37.548	50.310	250.6	39:55.639
19	2	1:59.894	31.650	37.819	50.425	250.6	41:55.533
20	2	4:22.580 B	31.718	37.717	3:13.145	250.6	46:18.113
21	2	5:04.562 B	56.655	47.298	3:20.609	111.9	51:22.675
22	1	2:17.841	48.884	38.058	50.899	151.0	53:40.516

88 R-ace GP		Duqueine D09 - Toyota LMP3 Pro/Am					
1.Romano RICCI							
2.Fabien LAVERGNE							
1	1	2:29.740	47.864	44.096	57.780	124.3	2:29.740
2	1	2:17.862 B	36.421	40.675	1:00.766	237.9	4:47.602
3	1	7:31.114	5:56.884	39.473	54.757	148.4	12:18.716
4	1	2:07.342	34.455	39.863	53.024	244.3	14:26.058
5	1	3:08.436	33.689	48.431	1:46.316	247.1	17:34.494
6	1	3:27.484	1:09.465	1:22.356	55.663	79.2	21:01.978
7	1	2:07.030	33.810	39.432	53.788	242.2	23:09.008
8	1	2:06.177	33.259	39.078	53.840	244.9	25:15.185
9	1	2:07.275	33.929	39.327	54.019	246.0	27:22.460
10	1	2:13.806 B	33.501	39.617	1:00.688	246.6	29:36.266
11	2	4:39.909	3:06.644	39.731	53.534	143.0	34:16.175
12	2	2:04.294	32.846	39.243	52.205	246.0	36:20.469
13	2	2:04.804	33.783	39.398	51.623	247.7	38:25.273
14	2	2:03.450	33.452	38.501	51.497	248.8	40:28.723
15	2	2:04.025	32.730	38.476</			

LE MANS CUP



Michelin Le Mans Cup Le Castellet Round Free Practice 2

Sector Analysis

PAUL RICARD 5.821 m.

Lap under Red Flag Invalidated Lap Personal Best Session Best B Crossing the pit lane

Lap	D	Time	Sector 1	Sector 2	Sector 3	T. Spd	Elapsed	Lap	D	Time	Sector 1	Sector 2	Sector 3	T. Spd	Elapsed
19	2	2:05.042	32.779	39.149	53.084	242.7	48:49.943	16	1	2:05.544	33.172	38.852	53.520	247.7	38:10.991
20	2	2:04.366	32.587	38.976	52.803	242.7	50:54.309	17	1	2:04.285	32.943	38.790	52.552	249.4	40:15.276
21	2	2:17.235	34.163	39.671	1:03.401	242.2	53:11.544	18	1	2:04.627	33.158	38.696	52.773	248.8	42:19.903
22	2	2:05.947	33.321	39.729	52.897	243.2	55:17.491	19	1	3:54.429B	33.922	39.101	2:41.406	248.8	46:14.332
23	2	2:05.348	32.765	38.802	53.781	243.2	57:22.839	20	2	6:29.460B	55.170	43.711	4:50.579	110.4	52:43.792
24	2	2:04.117	32.451	38.883	52.783	242.7	59:26.956								
25	2	2:19.573B	32.717	40.350	1:06.506	242.7	1:01:46.529								

97		CLX Motorsport		Ligier JS P325 - Toyota LMP3											
		1.Cédric OLTRAMARE													
		2.David DROUX													
1	1	2:41.084	1:07.580	39.763	53.741	136.9	2:41.084	1	2	3:13.216	1:34.029	43.891	55.296	125.4	3:13.216
2	1	2:02.782	32.860	38.443	51.479	245.5	4:43.866	2	2	2:07.091	33.862	40.434	52.795	247.7	5:20.307
3	1	2:03.287	32.398	38.265	52.624	244.9	6:47.153	3	2	2:04.862	33.852	38.773	52.237	249.4	7:25.169
4	1	2:02.801	32.734	38.083	51.984	247.7	8:49.954	4	2	2:02.848	32.587	38.372	51.889	246.6	9:28.017
5	1	2:02.554	32.491	38.446	51.617	247.7	10:52.508	5	2	2:01.775	32.144	37.992	51.639	250.6	11:29.792
6	1	2:01.241	32.494	37.878	50.869	248.8	12:53.749	6	2	2:01.871	32.184	38.112	51.575	250.0	13:31.663
7	1	2:01.306	32.228	37.880	51.198	246.0	14:55.055	7	2	4:37.665B	32.022	38.141	3:27.502	247.1	18:09.328
8	1	3:43.191	32.285	1:24.653	1:46.253	248.8	18:38.246	8	1	3:12.796	1:16.589	1:02.188	54.019	79.8	21:22.124
9	1	2:48.476	1:09.406	47.139	51.931	79.1	21:26.722	9	1	2:05.190	34.015	38.661	52.514	247.7	23:27.314
10	1	2:03.307	33.593	38.158	51.556	248.3	23:30.029	10	1	2:06.402	33.343	39.347	53.712	248.3	25:33.716
11	1	2:02.541	32.765	38.044	51.732	248.8	25:32.570	11	1	2:06.862	33.359	41.061	52.442	250.0	27:40.578
12	1	2:04.173	32.284	40.728	51.161	247.7	27:36.743	12	1	2:02.829	32.901	38.313	51.615	247.1	29:43.407
13	1	6:23.335B	32.292	37.854	5:13.189	247.7	34:00.078	13	1	2:02.751	32.604	38.445	51.702	247.7	31:46.158
14	2	2:21.435	51.028	38.596	51.811	112.3	36:21.513	14	1	2:02.611	32.502	38.246	51.863	245.5	33:48.769
15	2	2:03.894	33.124	39.309	51.461	247.7	38:25.407	15	1	2:05.316	33.487	39.493	52.336	249.4	35:54.085
16	2	2:00.632	31.927	37.860	50.845	249.4	40:26.039	16	1	2:05.621	32.805	38.714	54.102	248.8	37:59.706
17	2	2:00.000	31.759	38.022	50.219	247.7	42:26.039	17	1	2:03.142	32.861	38.396	51.885	250.0	40:02.848
18	2	2:00.322	31.857	37.924	50.541	248.3	44:26.361	18	1	2:02.981	32.576	38.584	51.821	248.3	42:05.829
19	2	2:00.767	31.596	37.855	51.316	249.4	46:27.128	19	1	2:02.941	32.335	38.450	52.156	249.4	44:08.770
20	2	1:59.817	31.662	37.742	50.413	248.3	48:26.945	20	1	2:06.442	32.966	38.459	55.017	248.3	46:15.212
21	2	4:23.433B	31.949	37.870	3:13.614	248.8	52:50.378	21	1	4:16.013B	33.121	40.591	3:02.301	247.1	50:31.225
22	2	2:19.207	47.810	38.073	53.324	155.6	55:09.585	22	2	2:32.019	55.558	41.718	54.743	122.9	53:03.244
23	2	2:00.355	31.733	37.914	50.708	248.8	57:09.940	23	2	2:07.393	33.285	38.550	55.558	250.6	55:10.637
24	2	2:00.598	31.975	37.795	50.828	247.7	59:10.538	24	2	2:02.921	32.393	37.810	52.718	250.0	57:13.558
25	2	1:59.576	31.483	37.817	50.276	248.8	1:01:10.114								

98		Motorsport98		Ligier JS P325 - Toyota LMP3 Pro/Am											
		1.Eric DE DONCKER													
		2.Gillian HENRION													
1	2	2:42.271	1:10.318	39.252	52.701	130.6	2:42.271	1	2	3:13.216	1:34.029	43.891	55.296	125.4	3:13.216
2	2	2:01.900	32.587	38.132	51.181	247.7	4:44.171	2	2	2:07.091	33.862	40.434	52.795	247.7	5:20.307
3	2	2:02.164	32.686	38.005	51.473	248.3	6:46.335	3	2	2:04.862	33.852	38.773	52.237	249.4	7:25.169
4	2	2:00.622	32.070	38.074	50.478	249.4	8:46.957	4	2	2:02.848	32.587	38.372	51.889	246.6	9:28.017
5	2	2:04.093	32.178	38.457	50.458	251.7	10:48.050	5	2	2:01.775	32.144	37.992	51.639	250.6	11:29.792
6	2	1:59.934	31.875	37.826	50.233	250.0	12:47.984	6	2	2:01.871	32.184	38.112	51.575	250.0	13:31.663
7	2	1:59.791	31.774	37.809	50.208	248.3	14:47.775	7	2	4:37.665B	32.022	38.141	3:27.502	247.1	18:09.328
8	2	3:29.569	31.608	1:12.626	1:45.335	248.3	18:17.344	8	1	3:12.796	1:16.589	1:02.188	54.019	79.8	21:22.124
9	2	3:02.046	1:09.196	1:01.503	51.347	79.6	21:19.390	9	1	2:05.190	34.015	38.661	52.514	247.7	23:27.314
10	2	2:01.852	31.957	37.889	52.006	248.8	23:21.242	10	1	2:06.402	33.343	39.347	53.712	248.3	25:33.716
11	2	2:00.064	31.872	37.799	50.393	247.7	25:21.306	11	1	2:06.862	33.359	41.061	52.442	250.0	27:40.578
12	2	4:10.618B	32.013	39.463	2:59.142	249.4	29:31.924	12	1	2:02.829	32.901	38.313	51.615	247.1	29:43.407
13	1	2:24.440	50.915	39.461	54.064	139.5	31:56.364	13	1	2:02.751	32.604	38.445	51.702	247.7	31:46.158
14	1	2:04.802	33.217	39.185	52.400	247.1	34:01.166	14	1	2:02.611	32.502	38.246	51.863	245.5	33:48.769
15	1	2:04.281	33.175	38.962	52.144	247.7	36:05.447	15	1	2:05.316	33.487	39.493	52.336	249.4	35:54.085