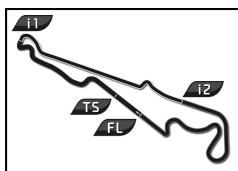




LE MANS CUP



Michelin Le Mans Cup Le Castellet Round Race

PAUL RICARD 5.821 m.

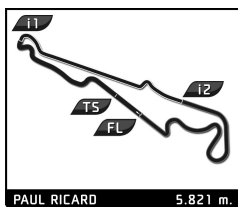
Sector Analysis

Lap under Red Flag Invalidated Lap Personal Best Session Best Crossing the pit lane

Lap	D	Time	Sector 1	Sector 2	Sector 3	T. Spd	Elapsed	Lap	D	Time	Sector 1	Sector 2	Sector 3	T. Spd	Elapsed
49	1	2:03.559	32.917	38.303	52.339	250.6	1:57:23.034	48	1	2:00.900	32.513	37.758	50.629	253.5	1:52:20.909
50	1	2:03.166	32.676	38.258	52.232	251.2	1:59:26.200	49	1	2:00.714	31.795	37.800	51.119	252.3	1:54:21.623
51	1	2:05.903	33.838	38.836	53.229	251.2	2:01:32.103	50	1	2:01.132	32.214	37.976	50.942	251.7	1:56:22.755
6 ANS Motorsport 1. Axel GNOS 2. Markus POMMER Ligier JS P325 - Toyota LMP3								51	1	2:01.185	32.314	37.849	51.022	254.1	1:58:23.940
								52	1	2:01.448	32.257	37.984	51.207	252.9	2:00:25.388
7 Nielsen Racing 1. Tom FLEMING 2. Colin NOBLE Adess AD25 - Toyota LMP3								1	2	2:35.215	37.875	39.011	1:18.329	2:35.215	
								2	2	4:29.925			1:47.814	7:05.140	
								3	2	3:12.181	1:11.703	47.829	1:12.649	10:17.321	
								4	2	2:03.234	33.087	38.464	51.683	249.4	12:20.555
								5	2	2:01.637	32.342	38.113	51.182	247.7	14:22.192
								6	2	2:01.601	32.300	38.119	51.182	248.3	16:23.793
								7	2	2:51.655	45.206	1:15.356	51.093	248.8	19:15.448
								8	2	2:07.135	32.331	38.017	56.787	248.8	21:22.583
								9	2	4:20.079	1:09.241	1:25.926	1:44.912		25:42.662
								10	2	2:03.564	34.345	38.091	51.128	225.5	27:46.226
								11	2	2:01.827	33.007	38.003	50.817	249.4	29:48.053
								12	2	2:01.150	32.440	37.930	50.780	249.4	31:49.203
								13	2	2:01.458	32.678	37.980	50.800	248.3	33:50.661
								14	2	2:00.843	32.301	37.832	50.710	248.8	35:51.504
								15	2	2:00.638	32.269	37.724	50.645	242.2	37:52.142
								16	2	2:22.484	32.033	37.945	1:12.506	250.6	40:14.626
								17	2	2:59.019	1:09.329	58.631	51.059		43:13.645
								18	2	2:01.987	32.282	37.803	51.902	248.8	45:15.632
								19	2	2:01.079	32.020	37.941	51.118	250.0	47:16.711
								20	2	2:02.240	32.857	38.436	50.947	250.0	49:18.951
								21	2	2:02.973	32.451	37.977	52.545	250.6	51:21.924
								22	2	2:01.258	32.322	38.086	50.850	252.9	53:23.182
23	2	2:02.019	32.543	37.986	51.490	251.2	55:25.201								
24	2	4:24.761 B	32.140	38.021	3:14.600	250.6	59:49.962								
25	1	2:19.664	49.594	38.169	51.904	146.9	1:02:09.626								
26	1	2:01.664	32.590	38.071	51.003	249.4	1:04:11.290								
27	1	2:01.942	33.064	37.997	50.881	248.8	1:06:13.232								
28	1	2:00.811	32.226	37.777	50.808	250.6	1:08:14.043								
29	1	2:00.477	32.128	37.849	50.500	250.0	1:10:14.520								
30	1	2:00.362	31.949	37.818	50.595	250.0	1:12:14.882								
31	1	2:00.732	32.307	37.750	50.675	251.2	1:14:15.614								
32	1	2:08.292	32.476	37.771	58.045	249.4	1:16:23.906								
33	1	3:50.385			1:33.470	200.7	1:20:14.291								
34	1	2:51.553	45.081	52.858	1:13.614	121.8	1:23:05.844								
35	1	2:04.407	33.677	38.674	52.056	249.4	1:25:10.251								
36	1	2:01.893	32.458	38.205	51.230	248.8	1:27:12.144								
37	1	2:01.091	32.311	37.824	50.956	250.6	1:29:13.235								
38	1	2:01.383	32.592	38.081	50.710	249.4	1:31:14.618								
39	1	2:00.817	32.127	37.865	50.825	249.4	1:33:15.435								
40	1	2:00.763	32.246	37.812	50.705	251.2	1:35:16.198								
41	1	2:00.510	32.169	37.669	50.672	250.0	1:37:16.708								
42	1	2:58.671	32.232	53.208	1:33.231	251.2	1:40:15.379								
43	1	2:01.758	32.613	37.993	51.152	250.6	1:42:17.137								
44	1	2:00.752	32.268	37.832	50.652	251.7	1:44:17.889								
45	1	2:00.546	31.939	37.781	50.826	251.2	1:46:18.435								
46	1	2:00.950	32.146	38.295	50.509	253.5	1:48:19.385								
47	1	2:00.624	32.023	37.782	50.819	250.6	1:50:20.009								
10 Racing Spirit of Leman 1. Jean-Ludovic FOUBERT 2. Antoine DOQUIN Ligier JS P325 - Toyota LMP3 Pro/Am								1	1	2:50.764	45.694	39.962	1:25.108	2:50.764	
								2	1	4:33.785			1:47.962	122.3	7:24.549
								3	1	3:03.684	1:08.959	51.746	1:02.979		10:28.233
								4	1	2:07.756	34.517	39.340	53.899	249.4	12:35.989
								5	1	2:05.249	33.474	38.825	52.950	249.4	14:41.238
								6	1	2:10.287	33.522	39.301	57.464	250.6	16:51.525
								7	1	2:46.528	1:09.348	44.276	52.904		19:38.053
								8	1	2:28.399	33.408	38.897	1:16.094	251.7	22:06.452
								9	1	4:02.988	1:09.492	1:26.018	1:27.478		26:09.440
								10	1	2:05.365	33.599	38.866	52.900	247.1	28:14.805
								11	1	2:04.284	33.169	38.633	52.482	249.4	30:19.089
								12	1	2:04.002	33.278	38.521	52.203	250.6	32:23.091
								13	1	2:05.131	33.167	38.433	53.531	251.2	34:28.222
								14	1	2:03.945	33.189	38.437	52.319	251.2	36:32.167
								15	1	2:04.245	33.255	38.550	52.440	251.7	38:36.412
								16	1	3:21.373	32.989	1:03.467	1:44.917	251.2	41:57.785



LE MANS CUP



Michelin Le Mans Cup Le Castellet Round Race

Sector Analysis

PAUL RICARD 5.821 m.

Lap under Red Flag Invalidated Lap Personal Best Session Best B Crossing the pit lane

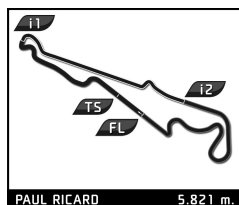
Lap	D	Time	Sector 1	Sector 2	Sector 3	T. Spd	Elapsed	Lap	D	Time	Sector 1	Sector 2	Sector 3	T. Spd	Elapsed
17	1	2:06.088	35.037	38.612	52.439	227.4	44:03.873	15	1	2:11.059	34.246	40.596	56.217	242.7	39:29.091
18	1	2:03.626	33.116	38.301	52.209	248.8	46:07.499	16	1	3:26.951	1:08.832	1:22.211	55.908		42:56.042
19	1	2:03.592	33.179	38.332	52.081	251.2	48:11.091	17	1	2:09.469	34.944	40.014	54.511	242.2	45:05.511
20	1	2:04.068	33.021	38.325	52.722	252.9	50:15.159	18	1	2:08.194	33.939	39.936	54.319	243.2	47:13.705
21	1	2:04.094	32.871	38.491	52.732	252.9	52:19.253	19	1	2:09.331	33.690	40.672	54.969	244.3	49:23.036
22	1	2:04.404	32.919	38.495	52.990	252.9	54:23.657	20	1	2:09.012	34.013	39.887	55.112	245.5	51:32.048
23	1	4:28.033 B	33.003	38.453	3:16.577	250.6	58:51.690	21	1	4:34.048 B	34.076	39.669	3:20.303	243.8	56:06.096
24	2	2:19.144	49.067	38.697	51.380	148.4	1:01:10.834	22	2	2:26.588	51.907	44.064	53.620	141.2	58:32.684
25	2	2:02.114	32.193	37.985	51.936	248.8	1:03:12.948	23	2	2:04.691	32.925	39.021	52.745	241.1	1:00:37.375
26	2	2:00.639	32.094	37.690	50.855	252.9	1:05:13.587	24	2	2:05.015	32.852	39.357	52.806	241.6	1:02:42.390
27	2	2:01.175	32.395	37.972	50.808	250.6	1:07:14.762	25	2	2:04.588	32.780	39.129	52.679	242.7	1:04:46.978
28	2	2:00.121	31.746	37.715	50.660	250.0	1:09:14.883	26	2	2:06.052	32.809	39.362	53.881	242.2	1:06:53.030
29	2	2:00.298	31.750	37.816	50.732	250.0	1:11:15.181	27	2	2:06.052	34.212	39.008	52.832	242.7	1:08:59.082
30	2	2:00.576	31.949	37.800	50.827	251.2	1:13:15.757	28	2	2:05.126	33.029	39.168	52.929	242.2	1:11:04.208
31	2	2:00.654	31.955	37.804	50.895	250.6	1:15:16.411	29	2	2:04.409	32.912	38.934	52.563	242.7	1:13:08.617
32	2	2:12.629	37.935	40.466	54.228	251.2	1:17:29.040	30	2	2:04.416	32.693	38.899	52.824	242.7	1:15:13.033
33	2	2:57.073	40.723	44.473	1:31.877	250.0	1:20:26.113	31	2	2:13.227	35.640	42.070	55.517	241.6	1:17:26.260
34	2	2:45.527	43.713	52.977	1:08.837	156.5	1:23:11.640	32	2	2:56.925	34.449	49.493	1:32.983	240.5	1:20:23.185
35	2	2:03.622	33.126	38.178	52.318	252.3	1:25:15.262	33	2	2:47.672	43.938	53.583	1:10.151	145.4	1:23:10.857
36	2	2:02.792	32.540	38.250	52.002	253.5	1:27:18.054	34	2	2:08.034	34.773	39.903	53.358	243.8	1:25:18.891
37	2	2:34.336			51.037	252.3	1:29:52.390	35	2	2:07.850	33.647	39.999	54.204	245.5	1:27:26.741
38	2	2:01.158	32.353	37.839	50.966	251.7	1:31:53.548	36	2	2:05.637	33.432	39.182	53.023	242.2	1:29:32.378
39	2	2:00.604	31.860	37.916	50.828	250.6	1:33:54.152	37	2	2:06.169	33.111	39.679	53.379	243.2	1:31:38.547
40	2	2:01.321	32.104	37.816	51.401	250.6	1:35:55.473	38	2	2:06.784	34.091	39.356	53.337	242.7	1:33:45.331
41	2	2:02.553	32.055	38.337	52.161	252.9	1:37:58.026	39	2	2:06.544	33.405	39.188	53.921	243.8	1:35:51.845
42	2	2:59.428	51.850	1:16.025	51.553	251.2	1:40:57.454	40	2	2:05.434	33.465	38.992	52.977	241.6	1:37:57.279
43	2	2:01.675	32.501	38.240	50.934	250.6	1:42:59.129	41	2	3:02.789	52.070	1:16.368	54.351	245.5	1:41:00.068
44	2	2:00.260	31.792	37.707	50.761	250.0	1:44:59.389	42	2	2:05.920	33.701	39.113	53.106	244.3	1:43:05.988
45	2	2:01.195	31.985	37.841	51.369	251.2	1:47:00.584	43	2	2:05.641	33.170	39.321	53.150	243.8	1:45:11.629
46	2	2:00.941	31.931	37.820	51.190	252.3	1:49:01.525	44	2	2:06.219	33.334	39.409	53.476	243.8	1:47:17.848
47	2	2:00.609	31.944	37.724	50.941	250.6	1:51:02.134	45	2	2:06.062	33.280	39.286	53.496	244.3	1:49:23.910
48	2	2:01.472	31.987	37.937	51.548	252.3	1:53:03.606	46	2	2:06.659	34.330	39.248	53.081	246.6	1:51:30.569
49	2	2:00.879	32.034	37.770	51.075	252.3	1:55:04.485	47	2	2:05.902	33.287	39.110	53.505	242.7	1:53:36.471
50	2	2:01.532	32.353	37.832	51.347	252.9	1:57:06.017	48	2	2:05.941	33.297	39.241	53.403	242.2	1:55:42.412
51	2	2:03.702	32.346	39.711	51.645	251.7	1:59:09.719	49	2	2:05.804	33.246	39.186	53.372	243.2	1:57:48.216
52	2	2:00.841	31.948	37.864	51.029	251.2	2:01:10.560	50	2	2:06.247	33.520	39.224	53.503	243.2	1:59:54.463
								51	2	2:06.949	33.698	39.562	53.689	243.2	2:02:01.412

11 Code Racing Development		Aston Martin Vantage GT3 Evo		
1. Philipp SAGER		GT3		
2. Rory VAN DER STEUR				
1	1	3:00.693	52.171	43.851
2	1	4:37.899		1:49.384
3	1	2:59.655	1:08.638	54.197
4	1	2:12.805	34.989	40.649
5	1	2:10.846	34.716	40.342
6	1	2:30.373	34.775	40.129
7	1	2:33.824	58.922	40.815
8	1	3:09.160	33.643	49.521
9	1	3:26.141	1:09.310	1:21.495
10	1	2:07.028	33.539	39.645
11	1	2:06.795	33.535	39.544
12	1	2:06.538	33.290	39.574
13	1	2:06.596	33.353	39.401
14	1	2:09.679	33.860	39.849

16 Team Virage		Ligier JS P325 - Toyota LMP3		
1. Sacha LEHMANN				
2. Théo MICOURIS				
1	1	2:40.609	40.343	39.462
2	1	4:31.763		1:48.682
3	1	3:08.688	1:10.696	50.045
4	1	2:04.759	33.680	38.797
5	1	2:03.767	32.963	38.762
6	1	2:02.995	33.042	38.673
7	1	2:51.813	53.676	1:06.900
8	1	2:12.303	32.331	38.235
9	1	4:14.555	1:09.257	1:25.980
10	1	2:02.812	32.783	38.304
11	1	2:03.484	32.527	38.270
12	1	2:02.281	32.483	38.246
13	1	2:01.719	32.335	38.046

LE MANS CUP

Michelin Le Mans Cup Le Castellet Round Race



Sector Analysis

Lap	D	Time	Sector 1	Sector 2	Sector 3	T. Spd	Elapsed	Lap	D	Time	Sector 1	Sector 2	Sector 3	T. Spd	Elapsed
11	1	2:06.976	33.044	39.869	54.063	249.4	30:12.889	10	1	2:10.779	34.985	40.659	55.135	237.4	29:00.505
12	1	2:02.655	32.665	38.560	51.430	248.3	32:15.544	11	1	2:10.334	35.000	40.318	55.016	237.9	31:10.839
13	1	2:05.718	35.068	38.577	52.073	253.5	34:21.262	12	1	2:10.707	34.716	40.277	55.714	239.5	33:21.546
14	1	2:02.820	32.584	38.476	51.760	250.6	36:24.082	13	1	2:11.369	34.834	40.256	56.279	240.0	35:32.915
15	1	2:14.884	32.795	38.495	1:03.594	251.7	38:38.966	14	1	2:11.719	35.090	40.756	55.873	239.5	37:44.634
16	1	3:34.715	33.695	1:25.372	1:35.648	247.7	42:13.681	15	1	2:38.473	35.436	40.996	1:22.041	239.5	40:23.107
17	1	2:03.522	33.424	38.376	51.722	247.7	44:17.203	16	1	3:03.858	1:09.581	55.220	59.057		43:26.965
18	1	2:04.463	32.689	38.554	53.220	248.3	46:21.666	17	1	2:12.307	35.554	40.937	55.816	236.8	45:39.272
19	1	2:02.782	32.814	38.349	51.619	247.7	48:24.448	18	1	2:11.993	35.304	40.732	55.957	238.4	47:51.265
20	1	2:16.330	32.534	38.504	1:05.292	250.0	50:40.778	19	1	2:14.507	34.960	42.305	57.242	240.5	50:05.772
21	2	4:37.371	3:06.238	39.196	51.937	150.4	55:18.149	20	1	4:41.910	37.307	41.095	3:23.508	241.1	54:47.682
22	2	2:01.560	32.397	38.348	50.815	246.6	57:19.709	21	2	2:25.383	51.057	39.986	54.340	141.2	57:13.065
23	2	2:07.161	32.021	38.129	57.011	247.7	59:26.870	22	2	2:06.346	33.528	39.456	53.362	238.4	59:19.411
24	2	2:16.251	47.529	38.100	50.622	150.6	1:01:43.121	23	2	2:05.701	32.966	39.391	53.344	238.9	1:01:25.112
25	2	2:00.268	31.739	38.012	50.517	250.0	1:03:43.389	24	2	2:05.518	33.041	39.327	53.150	240.0	1:03:30.630
26	2	2:00.711	31.984	38.369	50.358	250.0	1:05:44.100	25	2	2:05.563	33.002	39.353	53.208	240.0	1:05:36.193
27	2	2:00.277	31.833	37.975	50.469	248.8	1:07:44.377	26	2	2:06.249	33.142	39.361	53.746	240.0	1:07:42.442
28	2	2:00.519	31.982	37.967	50.570	249.4	1:09:44.896	27	2	2:06.134	33.396	39.418	53.320	238.4	1:09:48.576
29	2	2:00.685	32.122	38.033	50.530	250.0	1:11:45.581	28	2	2:07.129	33.855	39.286	53.988	240.5	1:11:55.705
30	2	2:00.560	31.820	38.054	50.686	248.8	1:13:46.141	29	2	2:06.636	33.232	39.401	54.003	240.5	1:14:02.341
31	2	2:09.441	31.791	37.853	59.797	247.7	1:15:55.582	30	2	2:06.316	33.241	39.317	53.758	240.5	1:16:08.657
32	2	4:08.091			1:34.398		1:20:03.673	31	2	4:01.290			1:33.938	131.7	1:20:09.947
33	2	2:56.817	45.813	52.645	1:18.359	150.8	1:23:00.490	32	2	2:53.919	44.968	52.950	1:16.001	149.2	1:23:03.866
34	2	2:07.420	35.284	40.122	52.014	247.7	1:25:07.910	33	2	2:13.638	36.004	41.951	55.683	240.0	1:25:17.504
35	2	2:02.222	33.306	38.065	50.851	252.3	1:27:10.132	34	2	2:07.022	33.572	39.522	53.928	240.5	1:27:24.526
36	2	2:02.965	32.318	38.101	52.546	250.6	1:29:13.097	35	2	2:06.274	33.429	39.492	53.353	240.5	1:29:30.800
37	2	2:03.415	33.516	38.324	51.575	248.8	1:31:16.512	36	2	2:05.961	33.119	39.306	53.536	239.5	1:31:36.761
38	2	2:01.530	32.369	38.148	51.013	250.6	1:33:18.042	37	2	2:05.970	33.174	39.384	53.412	240.0	1:33:42.731
39	2	2:00.778	32.069	37.897	50.812	250.0	1:35:18.820	38	2	2:06.096	33.031	39.511	53.554	241.1	1:35:48.827
40	2	2:04.384	32.172	38.065	54.147	251.7	1:37:20.204	39	2	2:06.197	33.017	39.626	53.554	241.1	1:37:55.024
41	2	2:58.959	32.069	59.531	1:27.359	250.6	1:40:19.163	40	2	3:01.396	49.112	1:18.629	53.655	240.5	1:40:56.420
42	2	2:01.811	32.340	38.122	51.349	248.8	1:42:20.974	41	2	2:06.257	33.223	39.457	53.577	240.0	1:43:02.677
43	2	2:01.265	32.339	38.102	50.824	249.4	1:44:22.239	42	2	2:07.242	34.075	39.576	53.591	240.0	1:45:09.919
44	2	2:00.856	31.858	38.063	50.935	250.0	1:46:23.095	43	2	2:06.174	33.210	39.521	53.443	240.5	1:47:16.093
45	2	2:01.002	31.993	38.083	50.926	251.2	1:48:24.097	44	2	2:06.951	33.098	39.460	54.393	241.6	1:49:23.044
46	2	2:00.599	32.017	38.001	50.581	247.7	1:50:24.696	45	2	2:09.276	36.000	39.610	53.666	216.9	1:51:32.320
47	2	2:00.651	31.870	38.074	50.707	251.2	1:52:25.347	46	2	2:06.283	33.381	39.218	53.684	242.2	1:53:38.603
48	2	2:00.946	31.822	38.006	51.118	251.2	1:54:26.293	47	2	2:06.477	33.390	39.383	53.704	242.2	1:55:45.080
49	2	2:01.283	32.027	38.032	51.224	250.6	1:56:27.576	48	2	2:06.247	33.166	39.237	53.844	242.2	1:57:51.327
50	2	2:01.278	32.255	38.124	50.899	251.7	1:58:28.854	49	2	2:07.160	34.050	39.406	53.704	196.7	1:59:58.487
51	2	2:01.157	31.940	38.109	51.108	251.2	2:00:30.011	50	2	2:06.932	33.535	39.504	53.893	243.2	2:02:05.419

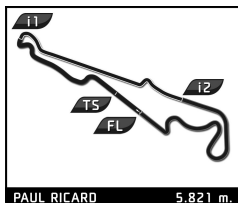
23 **Biogas Motorsport**
1. Josep MAYOLA COMADIR
2. Marc CAROL YBARRA
Ferrari 296 GT3
GT3

1	1	2:59.878	52.128	42.954	1:24.796		2:59.878
2	1	4:37.214			1:48.881	135.0	7:37.092
3	1	3:00.550	1:09.403	54.646	56.501		10:37.642
4	1	2:12.698	35.130	40.998	56.570	237.9	12:50.340
5	1	2:41.490	35.047	40.420	55.753	236.8	15:01.530
6	1	2:38.601	35.946	41.861	1:20.794	238.9	17:40.131
7	1	2:30.498	54.600	40.555	55.343		20:10.629
8	1	3:16.723	35.324	56.025	1:45.374	238.4	23:27.352
9	1	3:22.374	1:09.200	1:16.960	56.214		26:49.726

25 **Reiter Engineering**
1. Miklas Basil BORN
2. Bence VALINT
Ligier JS P325 - Toyota
LMP3

1	2	2:31.972	36.261	38.626	1:17.085		2:31.972
2	2	4:29.446			1:47.487		7:01.418
3	2	3:13.582	1:11.059	48.832	1:13.691		10:15.000
4	2	2:01.607	32.609	37.892	51.106	247.1	12:16.607
5	2	2:00.849	32.223	37.862	50.764	247.7	14:17.456
6	2	2:00.751	32.324	37.810	50.617	246.6	16:18.207
7	2	2:48.897	34.856	1:22.297	51.744	247.7	19:07.104
8	2	2:00.379	31.788	37.988	50.603	248.8	21:07.483
9	2	4:12.223	1:01.777	1:25.486	1:44.960		25:19.706

LE MANS CUP



Michelin Le Mans Cup Le Castellet Round Race

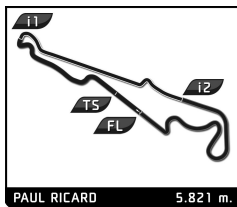
Sector Analysis

PAUL RICARD 5.821 m.

Lap under Red Flag Invalidated Lap Personal Best Session Best Crossing the pit lane

Lap	D	Time	Sector 1	Sector 2	Sector 3	T. Spd	Elapsed	Lap	D	Time	Sector 1	Sector 2	Sector 3	T. Spd	Elapsed
10	2	2:17.180	47.650	38.738	50.792		27:36.886	8	1	2:12.346	32.535	38.584	1:01.227	251.2	21:32.529
11	2	2:00.618	32.292	37.768	50.558	247.1	29:37.504	9	1	4:16.885	1:09.602	1:26.013	1:41.270		25:49.414
12	2	2:00.106	32.036	37.684	50.386	246.6	31:37.610	10	1	2:02.363	33.054	38.080	51.229	244.3	27:51.777
13	2	2:00.254	32.000	37.764	50.490	250.0	33:37.864	11	1	2:02.761	32.418	39.253	51.090	251.7	29:54.538
14	2	1:59.976	31.858	37.692	50.426	249.4	35:37.840	12	1	2:01.916	32.396	38.317	51.203	254.1	31:56.454
15	2	2:01.881	31.930	38.452	51.499	250.0	37:39.721	13	1	2:00.623	32.192	37.633	50.798	250.6	33:57.077
16	2	2:10.451	32.054	37.885	1:00.512	252.3	39:50.172	14	1	2:01.383	32.208	37.756	51.419	251.7	35:58.460
17	2	3:15.338	1:08.681	1:14.307	52.350		43:05.510	15	1	2:02.014	33.455	37.892	50.667	254.7	38:00.474
18	2	2:00.519	32.238	37.524	50.757	251.7	45:06.029	16	1	2:29.154	32.115	37.703	1:19.336	251.2	40:29.628
19	2	2:01.189	32.623	37.682	50.884	250.6	47:07.218	17	1	2:50.535	1:09.626	49.073	51.836		43:20.163
20	2	2:01.405	32.231	37.930	51.244	251.2	49:08.623	18	1	2:03.063	33.791	38.535	50.737	239.5	45:23.226
21	2	2:00.935	32.017	37.598	51.320	251.2	51:09.558	19	1	2:02.187	32.461	38.201	51.525	252.9	47:25.413
22	2	2:00.298	31.969	37.783	50.546	249.4	53:09.856	20	1	2:00.789	32.152	37.970	50.667	251.2	49:26.202
23	2	2:00.200	31.963	37.721	50.516	251.2	55:10.056	21	1	2:03.729	34.488	37.866	51.375	252.9	51:29.931
24	2	2:07.122 B	32.027	37.576	57.549	248.3	57:17.178	22	1	2:00.567	32.199	37.652	50.716	252.9	53:30.498
25	1	4:35.481	3:05.583	38.669	51.229	150.8	1:01:52.659	23	1	2:01.625	32.544	37.808	51.273	251.2	55:32.123
26	1	2:01.124	32.333	38.040	50.751	250.6	1:03:53.783	24	1	6:07.591 B	32.404	37.656	4:57.531	251.2	1:01:39.714
27	1	2:02.027	33.058	38.098	50.871	249.4	1:05:55.810	25	2	2:21.407	50.034	39.089	52.284	148.6	1:04:01.121
28	1	2:00.722	32.045	37.774	50.903	248.8	1:07:56.532	26	2	2:03.403	32.905	38.677	51.821	248.8	1:06:04.524
29	1	2:01.906	32.044	37.848	52.014	247.7	1:09:58.438	27	2	2:02.367	32.821	38.201	51.345	248.8	1:08:06.891
30	1	2:00.489	32.047	37.950	50.492	250.0	1:11:58.927	28	2	2:01.937	32.645	37.908	51.384	250.6	1:10:08.828
31	1	2:01.627	32.096	37.852	51.679	251.2	1:14:00.554	29	2	2:02.172	32.527	38.091	51.554	251.2	1:12:11.000
32	1	2:03.211	32.326	37.907	52.978	248.8	1:16:03.765	30	2	2:01.841	32.170	38.027	51.644	249.4	1:14:12.841
33	1	4:04.653			1:34.004		1:20:08.418	28 23 Events Racing Ligier JS P325 - Toyota 1.Terrence WOODWARD LMP3 Pro/Am 2.Tim MERIEUX							
34	1	2:54.666	45.617	52.880	1:16.169	158.4	1:23:03.084	1	1	3:01.768	51.527	46.602	1:23.639		3:01.768
35	1	2:04.316	33.407	38.998	51.911	251.7	1:25:07.400	2	1	4:36.705			1:47.963	129.3	7:38.473
36	1	2:02.165	33.240	38.106	50.819	249.4	1:27:09.565	3	1	3:09.968 B	1:11.109	53.037	1:05.822	134.8	10:48.441
37	1	2:00.768	32.244	37.871	50.653	249.4	1:29:10.333	29 Forestier Racing by VPS Ligier JS P325 - Toyota 1.Louis ROUSSET LMP3 2.Romain FAVRE							
38	1	2:04.403	32.255	37.905	51.243	250.0	1:31:11.736	1	1	3:03.536	1:13.230	39.764	1:10.542		3:03.536
39	1	2:00.967	32.176	37.877	50.914	250.6	1:33:12.703	2	1	4:37.633			1:49.375	145.6	7:41.169
40	1	2:00.592	32.053	37.852	50.687	251.7	1:35:13.295	3	1	5:58.175 B	1:10.526	53.383	3:54.266	134.2	13:39.344
41	1	2:01.107	32.130	38.039	50.938	251.7	1:37:14.402	4	1	2:17.150	47.880	38.428	50.842	150.8	15:56.494
42	1	2:58.529	32.173	51.719	1:34.637	251.2	1:40:12.931	5	1	2:56.045	31.734	1:12.118	1:12.193	246.6	18:52.539
43	1	2:01.143	32.556	37.917	50.670	246.6	1:42:14.074	6	1	2:00.064	31.657	38.054	50.353	246.0	20:52.603
44	1	2:00.731	32.220	37.915	50.596	250.0	1:44:14.805	7	1	3:52.758	43.090	1:25.226	1:44.442	246.6	24:45.361
45	1	2:00.610	32.083	37.906	50.621	250.6	1:46:15.415	8	1	2:34.347	1:05.320	38.378	50.649		27:19.708
46	1	2:00.468	32.065	37.805	50.598	251.7	1:48:15.883	9	1	1:59.821	31.516	37.973	50.332	246.6	29:19.529
47	1	2:00.399	32.005	37.795	50.599	250.0	1:50:16.282	10	1	2:00.090	31.551	37.961	50.578	246.6	31:19.619
48	1	2:00.985	32.301	37.761	50.923	251.2	1:52:17.267	11	1	2:00.133	31.228	37.788	51.117	248.3	33:19.752
49	1	2:00.482	31.998	37.748	50.736	250.6	1:54:17.749	12	1	1:59.119	31.318	37.682	50.119	247.7	35:18.871
50	1	2:00.496	31.979	37.952	50.565	250.6	1:56:18.245	13	1	1:59.078	31.259	37.661	50.158	248.8	37:17.949
51	1	2:00.473	31.997	37.857	50.619	250.0	1:58:18.718	14	1	2:00.502	32.165	38.129	50.208	249.4	39:18.451
52	1	2:02.665	32.196	38.601	51.868	251.7	2:00:21.383	15	1	3:23.217	50.779	1:25.049	1:07.389	246.6	42:41.668
26 Bretton Racing Ligier JS P325 - Toyota 1.Haydn CHANCE LMP3 2.Grégory DE SYBOURG															
1	1	2:38.876	39.836	39.344	1:19.696		2:38.876	16	1	2:00.265	31.646	37.961	50.658	248.3	44:41.933
2	1	4:32.017			1:48.337		7:10.893	17	1	2:01.037	31.480	38.308	51.249	249.4	46:42.970
3	1	3:09.587	1:10.628	49.282	1:09.677		10:20.480	18	1	1:59.521	31.474	37.768	50.279	248.3	48:42.491
4	1	2:03.287	33.440	37.894	51.953	247.7	12:23.767	19	1	4:58.724	34.174	37.657	49.893	248.3	50:41.212
5	1	2:01.707	32.403	37.985	51.319	250.6	14:25.474	20	1	1:58.850	31.218	37.621	50.011	243.2	52:40.062
6	1	2:01.530	32.371	38.202	50.957	251.7	16:27.004	21	1	1:59.119	31.445	37.676	49.998	250.0	54:39.181
7	1	2:53.179	49.736	1:11.767	51.676	252.9	19:20.183								

LE MANS CUP



Michelin Le Mans Cup Le Castellet Round Race

PAUL RICARD 5.821 m. Sector Analysis

Lap under Red Flag Invalidated Lap Personal Best Session Best B Crossing the pit lane

Lap	D	Time	Sector 1	Sector 2	Sector 3	T. Spd	Elapsed	Lap	D	Time	Sector 1	Sector 2	Sector 3	T. Spd	Elapsed
34	2	2:02.556	33.306	38.591	50.659	252.9	1:25:03.307	11	1	2:04.346	32.898	39.217	52.231	250.0	30:11.057
35	2	2:00.178	31.867	37.714	50.597	250.0	1:27:03.485	12	1	2:03.967	32.859	38.306	52.802	249.4	32:15.024
36	2	1:59.674	31.656	37.599	50.419	251.7	1:29:03.159	13	1	2:04.023	33.335	38.367	52.321	252.3	34:19.047
37	2	2:00.180	31.774	37.709	50.697	251.7	1:31:03.339	14	1	2:04.451	33.642	38.729	52.080	251.2	36:23.498
38	2	1:59.526	31.613	37.508	50.405	251.7	1:33:02.865	15	1	2:03.045	32.756	38.360	51.929	250.6	38:26.543
39	2	1:59.327	31.531	37.397	50.399	249.4	1:35:02.192	16	1	3:06.768	32.400	48.627	1:45.741	248.8	41:33.311
40	2	1:59.345	31.517	37.558	50.270	251.7	1:37:01.537	17	1	2:19.610	49.207	38.676	51.727		43:52.921
41	2	2:54.647	31.585	37.837	1:45.225	252.9	1:39:56.184	18	1	2:03.245	32.796	38.603	51.846	248.8	45:56.166
42	2	2:03.155	34.577	37.879	50.699	222.2	1:41:59.339	19	1	2:02.893	32.550	38.562	51.781	248.8	47:59.059
43	2	1:59.383	31.564	37.451	50.368	253.5	1:43:58.722	20	1	2:03.446	32.743	38.402	52.301	249.4	50:02.505
44	2	1:59.378	31.648	37.381	50.349	251.7	1:45:58.100	21	1	2:03.074	32.658	38.569	51.847	248.8	52:05.579
45	2	1:59.130	31.485	37.349	50.296	254.1	1:47:57.230	22	1	2:02.844	32.650	38.401	51.793	251.2	54:08.423
46	2	1:59.102	31.499	37.540	50.063	252.9	1:49:56.332	23	1	2:11.359 B	33.068	38.458	59.833	248.8	56:19.782
47	2	1:59.486	31.703	37.468	50.345	252.9	1:51:55.818	24	2	4:36.548	3:06.607	38.674	51.267	148.4	1:00:56.330
48	2	1:59.857	31.686	37.340	50.831	253.5	1:53:55.675	25	2	2:01.740	32.180	38.059	51.501	248.8	1:02:58.070
49	2	2:00.011	32.039	37.759	50.213	252.9	1:55:55.686	26	2	2:00.993	32.609	37.786	50.598	250.6	1:04:59.063
50	2	1:59.576	31.820	37.494	50.262	252.3	1:57:55.262	27	2	2:00.553	31.826	37.786	50.941	249.4	1:06:59.616
51	2	2:01.664	32.126	38.090	51.448	254.1	1:59:56.926	28	2	2:00.718	32.026	37.790	50.902	250.6	1:09:00.334
52	2	2:00.483	31.965	37.830	50.688	252.9	2:01:57.409	29	2	2:01.185	32.199	37.909	51.077	250.6	1:11:01.519

70 Gebhardt Motorsport Duqueine D09 - Toyota
1.Oscar Andres TUNJO LMP3
2.Valentino CATALANO

1	2	2:35.790	38.295	39.108	1:18.387		2:35.790
2	2	4:30.011			1:47.684		7:05.801
3	2	3:11.989	1:11.648	47.879	1:12.462		10:17.790
4	2	2:03.308	32.931	38.568	51.809	249.4	12:21.098
5	2	2:02.516	32.680	38.494	51.342	250.6	14:23.614
6	2	2:01.426	32.089	38.017	51.320	250.0	16:25.040
7	2	2:54.432	48.108	1:14.092	52.232	249.4	19:19.472
8	2	2:11.199	32.861	38.629	59.709	250.0	21:30.671
9	2	4:15.660	1:09.128	1:25.720	1:40.812		25:46.331
10	2	2:03.091	33.082	38.367	51.642	243.2	27:49.422
11	2	2:03.592	33.741	38.203	51.648	250.6	29:53.014
12	2	2:04.639	33.051	39.751	51.837	248.3	31:57.653
13	2	2:04.703	32.420	38.144	51.139	252.3	33:59.356
14	2	2:01.352	32.496	37.924	50.932	250.6	36:00.708
15	2	2:02.124	32.477	38.046	51.601	252.3	38:02.832
16	2	2:33.866	32.437	38.000	1:23.429	252.3	40:36.698
17	2	2:46.557	1:09.087	43.507	53.963		43:23.255
18	2	2:02.960	33.419	38.142	51.399	241.6	45:26.215

71 Rinaldi Racing Ligier JS P325 - Toyota
1.Stefan AUST LMP3 Pro/Am
2.Felipe FERNANDEZ-LASE

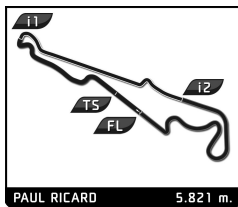
1	1	2:42.520	42.032	39.782	1:20.706		2:42.520
2	1	4:32.600			1:48.619		7:15.120
3	1	3:07.933	1:10.491	50.727	1:06.715		10:23.053
4	1	2:06.125	33.835	39.390	52.900	246.0	12:29.178
5	1	2:04.980	33.441	39.532	52.007	247.1	14:34.158
6	1	2:03.192	32.712	38.582	51.898	250.6	16:37.350
7	1	2:52.646	1:01.205	59.070	52.371		19:29.996
8	1	2:25.481	33.268	39.028	1:13.185	250.0	21:55.477
9	1	4:07.604	1:09.423	1:25.913	1:32.268		26:03.081
10	1	2:03.630	33.111	38.424	52.095	247.1	28:06.711

74 Team Virage Ligier JS P325 - Toyota
1.Samir BEN LMP3
2.Mikael PITAMBER

1	2	2:41.362	40.906	39.684	1:20.772		2:41.362
2	2	4:31.928			1:48.943		7:13.290
3	2	3:08.455	1:10.454	49.641	1:08.360		10:21.745
4	2	2:04.730	33.528	38.965	52.237	247.1	12:26.475
5	2	2:03.759	33.055	38.768	51.936	248.8	14:30.234
6	2	2:04.441	32.943	38.876	52.622	247.7	16:34.675
7	2	2:52.451	56.260	1:04.270	51.921	159.8	19:27.126
8	2	2:18.802	33.203	38.945	1:06.654	251.2	21:45.928



LE MANS CUP



Michelin Le Mans Cup Le Castellet Round Race

PAUL RICARD 5.821 m.

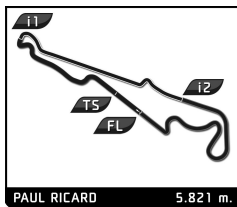
Sector Analysis

Lap under Red Flag Invalidated Lap Personal Best Session Best B Crossing the pit lane

Lap	D	Time	Sector 1	Sector 2	Sector 3	T. Spd	Elapsed	Lap	D	Time	Sector 1	Sector 2	Sector 3	T. Spd	Elapsed
9	2	4:12.563	1:09.419	1:26.010	1:37.134		25:58.491	7	1	2:52.178	1:04.090	56.074	52.014		19:32.484
10	2	2:03.808	33.194	38.865	51.749	246.6	28:02.299	8	1	2:24.763	33.167	38.826	1:12.770	246.6	21:57.247
11	2	2:02.638	32.593	38.492	51.553	247.1	30:04.937	9	1	4:07.305	1:09.323	1:26.097	1:31.885		26:04.552
12	2	2:02.615	32.504	38.580	51.531	249.4	32:07.552	10	1	2:04.142	33.261	39.098	51.783	245.5	28:08.694
13	2	2:02.038	32.388	38.462	51.188	248.8	34:09.590	11	1	2:05.558	32.925	38.616	54.017	244.9	30:14.252
14	2	2:02.165	32.638	38.334	51.193	249.4	36:11.755	12	1	2:03.539	33.065	38.824	51.650	246.0	32:17.791
15	2	2:01.980	32.404	38.339	51.237	248.8	38:13.735	13	1	2:05.451	34.003	39.723	51.725	248.8	34:23.242
16	2	2:56.456	32.478	38.567	1:45.411	248.3	41:10.191	14	1	2:03.112	32.668	38.649	51.795	247.7	36:26.354
17	2	2:31.281	1:01.408	38.511	51.362		43:41.472	15	1	2:04.128	32.822	38.654	52.652	247.7	38:30.482
18	2	2:02.575	32.756	38.428	51.391	248.3	45:44.047	16	1	3:12.741	32.754	54.229	1:45.758	246.0	41:43.223
19	2	2:02.925	32.707	38.585	51.633	250.6	47:46.972	17	1	2:14.673	44.036	38.988	51.649	155.6	43:57.896
20	2	2:02.369	32.462	38.327	51.580	250.0	49:49.341	18	1	2:03.431	32.853	38.870	51.708	246.6	46:01.327
21	2	2:02.414	32.657	38.145	51.612	248.3	51:51.755	19	1	2:03.485	33.055	38.782	51.648	245.5	48:04.812
22	2	2:02.918	32.679	38.638	51.601	249.4	53:54.673	20	1	2:03.432	32.786	38.921	51.725	246.6	50:08.244
23	2	2:02.797	32.760	38.217	51.820	247.7	55:57.470	21	1	2:04.790	33.757	38.923	52.110	247.1	52:13.034
24	2	2:09.825B	32.757	38.432	58.636	248.8	58:07.295	22	1	2:03.279	32.992	38.699	51.588	247.1	54:16.313
25	1	4:39.389	3:07.040	39.792	52.557	146.5	1:02:46.684	23	1	2:04.166	33.224	38.919	52.023	246.6	56:20.479
26	1	2:02.138	32.394	38.262	51.482	247.7	1:04:48.822	24	1	2:10.917B	33.404	38.804	58.709	246.0	58:31.396
27	1	2:03.529	32.322	38.293	52.914	249.4	1:06:52.351	25	2	4:36.980	3:06.628	39.062	51.290	149.6	1:03:08.376
28	1	2:01.177	32.356	37.991	50.830	243.8	1:08:53.528	26	2	2:00.942	31.999	38.155	50.788	245.5	1:05:09.318
29	1	2:02.079	32.810	38.258	51.011	249.4	1:10:55.607	27	2	2:01.033	32.107	37.978	50.948	243.8	1:07:10.351
30	1	2:01.175	32.132	38.117	50.926	247.7	1:12:56.782	28	2	2:00.681	31.994	38.148	50.539	244.3	1:09:11.032
31	1	2:01.603	32.148	38.055	51.400	248.8	1:14:58.385	29	2	2:01.355	31.926	38.285	51.144	247.7	1:11:12.387
32	1	2:05.911	32.428	41.192	52.291	248.3	1:17:04.296	30	2	2:00.991	31.968	38.248	50.775	246.0	1:13:13.378
33	1	3:15.108	34.607	1:07.376	1:33.125	247.7	1:20:19.404	31	2	2:01.921	31.989	38.586	51.346	246.6	1:15:15.299
34	1	2:48.796	44.007	52.705	1:12.084	155.4	1:23:08.200	32	2	2:11.572	34.703	41.623	55.246	245.5	1:17:26.871
35	1	2:04.843	33.243	38.840	52.760	248.3	1:25:13.043	33	2	2:57.528	42.474	43.393	1:31.661	228.8	1:20:24.399
36	1	2:05.956	33.803	39.191	52.962	248.3	1:27:18.999	34	2	2:46.437	43.340	53.411	1:09.686	149.4	1:23:10.836
37	1	2:03.840	33.147	38.247	52.446	249.4	1:29:22.839	35	2	2:05.617	33.486	38.891	53.240	248.3	1:25:16.453
38	1	2:02.749	33.080	38.259	51.410	242.7	1:31:25.588	36	2	2:03.936	32.775	39.044	52.117	248.8	1:27:20.389
39	1	2:02.591	32.527	38.275	51.789	251.2	1:33:28.179	37	2	2:03.910	33.122	38.520	52.268	250.6	1:29:24.299
40	1	2:03.556	33.311	38.504	51.741	249.4	1:35:31.735	38	2	2:02.567	32.941	38.569	51.057	250.6	1:31:26.866
41	1	2:03.061	32.766	38.382	51.913	250.0	1:37:34.796	39	2	2:02.291	32.433	38.447	51.411	248.8	1:33:29.157
42	1	3:07.803	33.617	1:25.325	1:08.861	245.5	1:40:42.599	40	2	2:03.207	33.142	38.386	51.679	249.4	1:35:32.364
43	1	2:01.835	32.485	38.112	51.238	248.8	1:42:44.434	41	2	2:02.432	32.742	38.247	51.443	247.7	1:37:34.796
44	1	2:01.890	32.514	38.207	51.169	249.4	1:44:46.324	42	2	3:06.198	32.670	1:25.539	1:07.989	246.6	1:40:40.994
45	1	2:02.589	32.228	38.926	51.435	248.3	1:46:48.913	43	2	2:01.684	32.434	38.415	50.835	246.0	1:42:42.678
46	1	2:02.430	32.631	38.532	51.267	249.4	1:48:51.343	44	2	2:01.392	32.247	38.294	50.851	246.0	1:44:44.070
47	1	2:01.566	32.275	38.262	51.029	249.4	1:50:52.909	45	2	2:01.502	32.122	38.548	50.862	244.3	1:46:45.572
48	1	2:02.131	32.641	38.167	51.323	249.4	1:52:55.040	46	2	2:01.572	32.315	38.329	50.928	247.7	1:48:47.144
49	1	2:02.534	32.476	38.273	51.785	248.3	1:54:57.574	47	2	2:07.735B	32.190	38.464	57.081	245.5	1:50:54.879
50	1	2:02.109	32.681	38.143	51.285	250.0	1:56:59.683	48	2	2:18.165	48.036	38.450	51.679	150.0	1:53:13.044
51	1	2:02.229	32.623	38.159	51.447	247.7	1:59:01.912	49	2	2:02.027	32.298	38.506	51.223	246.6	1:55:15.071
52	1	2:03.036	32.621	38.209	52.206	248.3	2:01:04.948	50	2	2:01.635	32.386	38.427	50.822	247.1	1:57:16.706
77 Reiter Engineering 1.Horst FELBERMAYR 2.Horst Felix FELBERMAYR Ligier JS P325 - Toyota LMP3 Pro/Am								51 2 2:01.380 32.206 38.267 50.907 247.1 1:59:18.086							
1 1 2:45.850 42.881 40.591 1:22.378 2:45.850								52 2 2:01.959 32.399 38.113 51.447 246.6 2:01:20.045							
2 1 4:32.800 1:48.819 7:18.650								83 Iron Dames 1.Vanina ICKX 2.Marta GARCIA LOPEZ Porsche 911 GT3 R (992) GT3							
3 1 3:06.609 1:10.991 50.441 1:05.177 10:25.259								1 1 2:55.281 48.312 42.320 1:24.649 2:55.281							
4 1 2:06.049 34.112 39.366 52.571 246.0 12:31.308								2 1 4:35.484 1:47.863 128.7 7:30.765							
5 1 2:05.032 33.377 39.150 52.505 246.0 14:36.340								3 1 3:01.282 1:08.408 52.536 1:00.338 10:32.047							
6 1 2:03.966 32.931 38.959 52.076 244.9 16:40.306								4 1 2:10.300 35.170 40.134 54.996 242.7 12:42.347							

LE MANS CUP

Michelin Le Mans Cup Le Castellet Round Race



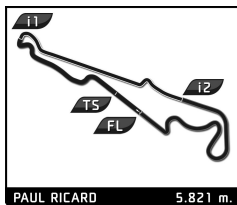
PAUL RICARD 5.821 m.

Sector Analysis

Lap under Red Flag Invalidated Lap Personal Best Session Best B Crossing the pit lane

Lap	D	Time	Sector 1	Sector 2	Sector 3	T. Spd	Elapsed	Lap	D	Time	Sector 1	Sector 2	Sector 3	T. Spd	Elapsed
51	1	2:01.406	32.512	38.006	50.888	250.6	1:58:32.574	49	1	2:01.007	32.015	38.153	50.839	249.4	1:54:04.016
52	1	2:01.804	32.327	38.406	51.068	251.2	2:00:34.375	50	1	2:00.875	31.905	37.960	51.010	249.4	1:56:04.891
87 CLX Motorsport Ligier JS P325 - Toyota LMP3 1.Alvise RODELLA 2.Pierre-Alexandre PROVOS								51 1 2:01.690 32.152 38.043 51.495 248.8 1:58:06.581							
1 2 2:31.529 34.805 38.134 1:18.590 2:31.529								52 1 2:03.237 32.311 37.871 53.055 250.6 2:00:09.818							
2 2 4:29.037 1:47.443 7:00.566								88 R-ace GP Duqueine D09 - Toyota LMP3 Pro/Am 1.Romano RICCI 2.Fabien LAVERGNE							
3 2 3:13.866 1:10.969 49.220 1:13.677 10:14.432								1 1 2:46.664 43.696 39.857 1:23.111 2:46.664							
4 2 2:00.764 32.063 37.978 50.723 246.6 12:15.196								2 1 4:32.830 1:48.881 7:19.494							
5 2 1:59.903 31.661 37.722 50.520 246.6 14:15.099								3 1 3:06.361 1:10.622 50.869 1:04.870 10:25.855							
6 2 1:59.533 31.480 37.723 50.330 247.7 16:14.632								4 1 2:06.300 33.918 39.430 52.952 246.0 12:32.155							
7 2 2:50.835 33.005 1:25.077 52.753 248.8 19:05.467								5 1 2:05.116 33.300 39.029 52.787 248.8 14:37.271							
8 2 1:59.842 31.624 37.920 50.298 247.7 21:05.309								6 1 2:06.515 33.208 38.867 54.440 248.3 16:43.786							
9 2 4:08.676 57.512 1:25.758 1:45.406 25:13.985								7 1 2:52.329 1:09.411 49.934 52.984 19:36.115							
10 2 2:19.992 50.512 38.801 50.679 27:33.977								8 1 2:24.666 33.072 38.575 1:13.019 246.6 22:00.781							
11 2 1:59.607 31.637 37.653 50.317 247.7 29:33.584								9 1 4:04.194 1:09.019 1:25.629 1:29.546 26:04.975							
12 2 1:59.417 31.432 37.796 50.189 248.3 31:33.001								10 1 2:05.557 33.977 39.049 52.531 247.7 28:10.532							
13 2 1:59.289 31.458 37.598 50.233 249.4 33:32.290								11 1 2:04.402 32.910 38.445 53.047 248.8 30:14.934							
14 2 1:59.695 31.494 37.575 50.626 248.8 35:31.985								12 1 2:04.769 33.612 38.908 52.249 243.8 32:19.703							
15 2 1:59.506 31.664 37.452 50.390 250.0 37:31.491								13 1 2:05.070 33.175 39.437 52.458 250.0 34:24.773							
16 2 2:08.280 32.286 38.598 57.396 250.6 39:39.771								14 1 2:04.029 32.840 38.734 52.455 248.8 36:28.802							
17 2 3:16.248 1:09.067 1:16.237 50.944 42:56.019								15 1 2:04.881 33.287 38.855 52.739 248.3 38:33.683							
18 2 2:00.185 32.059 37.729 50.397 248.8 44:56.204								16 1 3:19.618 33.439 1:01.136 1:45.043 247.1 41:53.301							
19 2 2:00.326 31.403 37.866 51.057 249.4 46:56.530								17 1 2:09.322 37.625 39.433 52.264 211.8 44:02.623							
20 2 2:01.798 32.710 38.644 50.444 252.3 48:58.328								18 1 2:03.615 33.042 38.475 52.098 248.3 46:06.238							
21 2 1:59.665 31.623 37.461 50.581 250.6 50:57.993								19 1 2:03.584 32.689 38.567 52.328 248.3 48:09.822							
22 2 1:59.375 31.606 37.651 50.118 250.0 52:57.368								20 1 2:04.043 33.029 38.558 52.456 248.3 50:13.865							
23 2 1:59.766 31.572 37.449 50.745 250.6 54:57.134								21 1 2:04.289 32.970 38.733 52.586 248.8 52:18.154							
24 2 2:01.284 32.393 38.407 50.484 250.6 56:58.418								22 1 2:10.790 B 33.129 39.140 58.551 248.3 54:28.944							
25 2 1:59.460 31.564 37.541 50.355 250.0 58:57.878								23 2 4:39.846 3:07.497 39.869 52.480 149.4 59:08.790							
26 2 1:59.706 31.722 37.583 50.401 248.3 1:00:57.584								24 2 2:02.693 32.751 38.508 51.434 246.0 1:01:11.483							
27 2 2:00.341 31.595 37.663 51.083 251.7 1:02:57.925								25 2 2:03.406 33.805 38.331 51.270 248.8 1:03:14.889							
28 2 2:20.748 B 31.679 37.521 3:11.548 249.4 1:07:18.673								26 2 2:01.527 32.425 38.041 51.061 250.0 1:05:16.416							
29 1 4:20.480 50.109 38.830 51.541 147.7 1:09:39.153								27 2 2:02.537 32.699 38.274 51.564 248.3 1:07:18.953							
30 1 2:00.201 31.824 38.113 50.264 247.7 1:11:39.354								28 2 2:01.972 32.597 38.257 51.118 248.3 1:09:20.925							
31 1 1:59.164 31.523 37.523 50.118 248.3 1:13:38.518								29 2 2:02.207 32.606 38.334 51.267 248.8 1:11:23.132							
32 1 2:09.003 31.684 38.001 59.318 247.7 1:15:47.521								30 2 2:02.109 32.574 38.076 51.459 247.7 1:13:25.241							
33 1 4:15.060 1:35.286 1:20:02.581								31 2 2:02.297 32.570 38.248 51.479 248.8 1:15:27.538							
34 1 2:57.010 45.502 53.184 1:18.324 150.6 1:22:59.591								32 2 2:18.228 36.593 44.301 57.334 218.2 1:17:45.766							
35 1 2:00.811 32.186 38.075 50.550 247.1 1:25:00.402								33 2 2:45.491 1:29.216 242.2 1:20:31.257							
36 1 1:59.854 31.803 37.820 50.231 247.7 1:27:00.256								34 2 2:43.808 43.213 53.653 1:06.942 147.1 1:23:15.065							
37 1 1:59.923 31.546 37.752 50.625 246.0 1:29:00.179								35 2 2:04.739 33.793 38.630 52.316 248.8 1:25:19.804							
38 1 2:00.212 31.781 37.928 50.503 247.7 1:31:00.391								36 2 2:04.405 33.158 38.888 52.359 251.2 1:27:24.209							
39 1 2:00.021 31.771 37.717 50.533 248.8 1:33:00.412								37 2 2:01.827 32.402 38.133 51.292 248.8 1:29:26.036							
40 1 2:00.225 31.682 37.823 50.720 249.4 1:35:00.637								38 2 2:03.242 32.685 38.193 52.364 249.4 1:31:29.278							
41 1 1:59.822 31.795 37.691 50.336 248.8 1:37:00.459								39 2 2:02.050 32.472 38.148 51.430 248.3 1:33:31.328							
42 1 2:55.189 31.750 37.980 1:45.459 249.4 1:39:55.648								40 2 2:02.279 32.575 38.072 51.632 250.0 1:35:33.607							
43 1 2:03.542 34.646 38.095 50.801 218.2 1:41:59.190								41 2 2:03.696 33.002 38.311 52.383 250.0 1:37:37.303							
44 1 2:01.393 32.572 37.871 50.950 248.3 1:44:00.583								42 2 3:06.190 32.848 1:25.453 1:07.889 249.4 1:40:43.493							
45 1 2:00.642 32.093 37.873 50.676 248.8 1:46:01.225								43 2 2:02.744 32.860 38.345 51.506 246.6 1:42:46.204							
46 1 2:00.496 31.810 37.880 50.806 250.0 1:48:01.721								44 2 2:02.565 32.752 38.297 51.516 248.3 1:44:48.769							
47 1 2:00.464 31.886 37.916 50.662 249.4 1:50:02.185								45 2 2:02.284 32.537 38.232 54.542 249.4 1:46:51.050							
48 1 2:00.824 32.008 37.909 50.907 249.4 1:52:03.009								46 2 2:02.493 32.605 38.233 51.655 250.0 1:48:53.543							

LE MANS CUP



Michelin Le Mans Cup Le Castellet Round Race

Sector Analysis

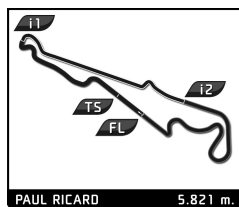
PAUL RICARD 5.821 m.

Lap under Red Flag Invalidated Lap Personal Best Session Best Crossing the pit lane

Lap	D	Time	Sector 1	Sector 2	Sector 3	T. Spd	Elapsed	Lap	D	Time	Sector 1	Sector 2	Sector 3	T. Spd	Elapsed
47	2	2:03.505	33.018	38.362	52.125	248.3	1:50:57.048	45	1	2:01.135	32.090	38.061	50.984	250.6	1:46:10.383
48	2	2:03.257	32.664	38.536	52.057	248.3	1:53:00.305	46	1	2:01.097	32.011	37.893	51.193	251.7	1:48:11.480
49	2	2:02.642	32.592	38.311	51.739	248.8	1:55:02.947	47	1	2:00.895	32.116	37.800	50.979	249.4	1:50:12.375
50	2	2:02.627	32.720	38.324	51.583	248.3	1:57:05.574	48	1	2:01.115	32.232	37.823	51.060	250.6	1:52:13.490
51	2	2:10.179	32.474	45.241	52.464	248.8	1:59:15.753	49	1	2:00.852	31.991	37.792	51.069	251.2	1:54:14.342
52	2	2:04.059	33.038	38.488	52.533	249.4	2:01:19.812	50	1	2:01.024	32.142	37.882	51.000	252.9	1:56:15.366
92 Forestier Racing by VPS Ligier JS P325 - Toyota 1.Luciano MORANO LMP3 2.Charles ROUSSANNE								95 Ebimotors Porsche 911 GT3 R (992) 1.Fabrizio BROGGI GT3 2.Sergiu NICOLAE							
1	2	2:33.982	36.777	39.450	1:17.755		2:33.982	1	1	2:58.168	50.027	42.195	1:25.946		2:58.168
2	2	4:29.773			1:47.738		7:03.755	2	1	4:36.594			1:48.204		7:34.762
3	2	3:12.568	1:11.286	48.271	1:13.011		10:16.323	3	1	2:59.521	1:07.850	55.440	56.231	135.8	10:34.283
4	2	2:02.686	33.127	38.636	50.923	247.7	12:19.009	4	1	2:10.278	34.624	40.686	54.968	238.9	12:44.561
5	2	2:01.144	32.381	37.925	50.838	248.8	14:20.153	5	1	2:08.527	34.304	39.910	54.313	240.5	14:53.088
6	2	2:01.141	32.516	38.378	50.247	251.2	16:21.294	6	1	2:22.675	33.996	40.324	1:08.355	242.2	17:15.763
7	2	2:48.759	42.072	1:16.169	50.518	255.3	19:10.053	7	1	2:41.020	1:06.468	40.287	54.265		19:56.783
8	2	1:59.884	31.834	37.849	50.201	249.4	21:09.937	8	1	2:59.231	33.658	41.119	1:44.454	240.5	22:56.014
9	2	4:17.541	1:07.557	1:25.282	1:44.702		25:27.478	9	1	3:38.507	1:08.978	1:25.509	1:04.020		26:34.521
10	2	2:12.967	43.696	38.104	51.167	153.4	27:40.445	10	1	2:07.889	33.943	39.628	54.318	239.5	28:42.410
11	2	2:00.223	32.118	37.780	50.325	248.8	29:40.668	11	1	2:07.800	33.961	39.856	53.983	240.5	30:50.210
12	2	1:59.407	31.642	37.537	50.228	247.7	31:40.075	12	1	2:07.795	33.671	39.720	54.404	241.6	32:58.005
13	2	1:59.237	31.704	37.473	50.060	250.0	33:39.312	13	1	2:07.956	33.769	39.861	54.326	241.1	35:05.961
14	2	1:59.257	31.742	37.505	50.010	251.2	35:38.569	14	1	2:09.622	34.067	40.648	54.907	241.1	37:15.583
15	2	2:00.828	31.836	37.896	51.096	251.2	37:39.397	97 CLX Motorsport Ligier JS P325 - Toyota 1.Cédric OLTRAMARE LMP3 2.David DROUX							
16	2	2:10.276	31.825	38.020	1:00.431	250.0	39:49.673	1	1	2:36.499	38.652	38.866	1:18.981		2:36.499
17	2	3:14.911	1:08.773	1:14.518	51.620		43:04.584	2	1	4:29.937			1:47.682		7:06.436
18	2	2:00.403	32.148	37.825	50.430	248.8	45:04.987	3	1	3:11.785	1:11.948	47.566	1:12.271		10:18.221
19	2	1:59.826	31.798	37.678	50.350	250.6	47:04.813	4	1	2:03.089	32.813	38.760	51.516	246.0	12:21.310
20	2	2:02.282	31.914	39.372	50.996	252.3	49:07.095	5	1	2:03.820	32.707	39.338	51.775	248.8	14:25.130
21	2	1:59.680	31.746	37.614	50.320	251.7	51:06.775	6	1	2:02.997	33.184	38.625	51.188	248.3	16:28.127
22	2	1:59.435	31.794	37.577	50.064	251.2	53:06.210	7	1	2:52.904	50.823	1:10.723	51.358	248.3	19:21.031
23	2	1:59.636	31.852	37.616	50.168	250.6	55:05.846	8	1	2:10.677	32.285	38.275	1:00.117	248.3	21:31.708
24	2	1:59.852	32.000	37.782	50.070	250.0	57:05.698	9	1	4:15.062	1:09.239	1:25.805	1:40.018		25:46.770
25	2	2:01.201	31.802	38.814	50.585	251.2	59:06.899	10	1	2:02.816	33.015	38.200	51.601	246.6	27:49.586
26	2	2:00.053	31.707	37.652	50.694	252.9	1:01:06.952	11	1	2:03.523	32.842	39.125	51.556	252.3	29:53.109
27	2	4:22.283	B 31.780	37.765	3:12.738	251.7	1:05:29.235	12	1	2:02.326	33.112	38.505	50.709	250.0	31:55.435
28	1	2:18.980	48.658	38.181	52.444	152.3	1:07:48.215	13	1	2:01.082	32.045	38.047	50.990	248.8	33:56.517
29	1	2:00.750	32.126	37.898	50.726	249.4	1:09:48.965	14	1	2:01.517	32.083	37.991	51.443	249.4	35:58.034
30	1	2:01.436	31.983	38.520	50.933	251.7	1:11:50.401	15	1	2:01.520	32.910	37.924	50.686	249.4	37:59.554
31	1	2:00.372	31.881	37.801	50.690	250.0	1:13:50.773	16	1	2:27.887	32.098	38.059	1:17.730	248.8	40:27.441
32	1	2:08.299	31.963	37.755	58.581	250.0	1:15:59.072	17	1	2:50.863	1:09.228	50.572	51.063		43:18.304
33	1	4:05.674			1:34.003		1:20:04.746	18	1	2:01.251	32.053	38.154	51.044	247.7	45:19.555
34	1	2:56.624	46.161	52.501	1:17.962	159.3	1:23:01.370	19	1	2:00.848	32.224	37.995	50.629	249.4	47:20.403
35	1	2:03.342	33.182	38.901	51.259	251.2	1:25:04.712	20	1	2:01.437	32.074	38.050	51.313	250.0	49:21.840
36	1	2:00.851	32.196	37.755	50.900	250.0	1:27:05.563	21	1	2:01.480	31.898	37.907	51.675	250.0	51:23.320
37	1	2:00.869	31.932	37.905	51.032	250.6	1:29:06.432	22	1	2:00.923	32.159	37.957	50.807	250.6	53:24.243
38	1	2:00.430	32.017	37.870	50.543	250.6	1:31:06.862	23	1	2:02.511	32.555	38.185	51.771	250.0	55:26.754
39	1	2:00.500	32.082	37.718	50.700	251.2	1:33:07.362	24	1	4:24.100	B 32.002	37.983	3:14.115	247.7	59:50.854
40	1	2:00.835	32.409	37.728	50.698	251.2	1:35:08.197	25	2	2:19.167	49.020	38.672	51.475	148.6	1:02:10.021
41	1	2:00.334	31.854	37.713	50.767	250.6	1:37:08.531								
42	1	2:57.829	32.106	47.470	1:38.253	251.2	1:40:06.360								
43	1	2:01.708	32.469	38.187	51.052	248.3	1:42:08.068								
44	1	2:01.180	32.120	38.079	50.981	249.4	1:44:09.248								



LE MANS CUP



Michelin Le Mans Cup Le Castellet Round Race

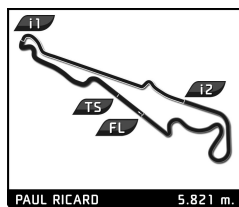
PAUL RICARD 5.821 m.

Sector Analysis

Lap under Red Flag Invalidated Lap Personal Best Session Best Crossing the pit lane

Lap	D	Time	Sector 1	Sector 2	Sector 3	T. Spd	Elapsed	Lap	D	Time	Sector 1	Sector 2	Sector 3	T. Spd	Elapsed
26	2	2:01.520	32.549	38.109	50.862	247.7	1:04:11.541	24	2	2:00.867	32.202	37.963	50.702	249.4	1:01:11.658
27	2	2:00.502	32.098	38.004	50.400	245.5	1:06:12.043	25	2	2:01.594	33.214	37.871	50.509	251.7	1:03:13.252
28	2	2:00.487	31.860	37.825	50.802	247.1	1:08:12.530	26	2	2:00.807	32.839	37.690	50.278	250.0	1:05:14.059
29	2	2:00.427	31.990	37.745	50.692	247.7	1:10:12.957	27	2	2:01.302	32.439	37.695	51.168	250.0	1:07:15.361
30	2	2:00.421	31.936	37.847	50.638	248.3	1:12:13.378	28	2	2:00.097	32.082	37.710	50.305	248.8	1:09:15.458
31	2	2:01.204	32.393	37.835	50.976	249.4	1:14:14.582	29	2	2:00.103	31.973	37.711	50.419	251.2	1:11:15.561
32	2	2:08.367	32.242	37.836	58.289	246.6	1:16:22.949	30	2	2:00.549	31.989	38.094	50.466	251.7	1:13:16.110
33	2	3:50.643			1:33.744	193.2	1:20:13.592	31	2	2:00.477	32.022	37.753	50.702	251.7	1:15:16.587
34	2	2:51.651	44.697	53.280	1:13.674	127.1	1:23:05.243	32	2	2:12.913	38.458	40.603	53.852	252.3	1:17:29.500
35	2	2:04.382	33.650	39.003	51.729	247.7	1:25:09.625	33	2	2:57.420	41.344	44.753	1:31.323	233.3	1:20:26.920
36	2	2:01.671	32.436	38.452	50.783	244.9	1:27:11.296	34	2	2:45.015	43.442	53.309	1:08.264	146.5	1:23:11.935
37	2	2:00.830	32.022	38.018	50.790	247.7	1:29:12.126	35	2	2:04.271	33.357	38.438	52.476	252.9	1:25:16.206
38	2	2:00.761	32.025	37.858	50.878	248.8	1:31:12.887	36	2	2:02.912	32.348	38.120	52.444	251.7	1:27:19.118
39	2	2:00.596	32.122	37.683	50.791	249.4	1:33:13.483	37	2	2:02.928	32.483	38.382	52.063	252.3	1:29:22.046
40	2	2:01.199	32.309	37.873	51.017	248.8	1:35:14.682	38	2	2:01.733	32.348	37.939	51.446	251.7	1:31:23.779
41	2	2:00.792	32.129	37.761	50.902	248.3	1:37:15.474	39	2	2:01.143	32.255	38.332	50.556	248.3	1:33:24.922
42	2	2:58.497	32.181	52.528	1:33.788	248.3	1:40:13.971	40	2	2:00.458	32.224	37.909	50.325	253.5	1:35:25.380
43	2	2:01.932	33.202	37.931	50.799	246.0	1:42:15.903	41	2	1:59.956	31.714	37.832	50.410	251.2	1:37:25.336
44	2	2:00.055	32.024	37.667	50.364	247.7	1:44:15.958	42	2	3:02.730	31.889	1:10.048	1:20.793	250.0	1:40:28.066
45	2	2:00.106	31.821	37.719	50.566	248.8	1:46:16.064	43	2	2:00.252	32.013	37.892	50.347	250.6	1:42:28.318
46	2	2:00.418	32.106	37.782	50.530	249.4	1:48:16.482	44	2	2:00.182	31.871	37.815	50.496	250.6	1:44:28.500
47	2	2:00.394	31.942	37.839	50.613	248.8	1:50:16.876	45	2	2:00.337	32.055	37.798	50.484	249.4	1:46:28.837
48	2	2:00.815	32.302	37.731	50.782	250.0	1:52:17.691	46	2	2:00.752	32.074	37.860	50.818	252.9	1:48:29.589
49	2	2:00.505	32.077	37.763	50.665	250.6	1:54:18.196	47	2	2:00.679	32.389	37.842	50.448	255.3	1:50:30.268
50	2	2:00.481	32.019	37.682	50.780	247.7	1:56:18.677	48	2	2:00.583	32.097	37.893	50.593	252.9	1:52:30.851
51	2	2:00.400	32.140	37.674	50.586	250.6	1:58:19.077	49	2	2:01.118	32.239	37.937	50.942	253.5	1:54:31.969
52	2	2:01.838	32.257	38.214	51.367	250.6	2:00:20.915	50	2	2:00.972	32.338	37.755	50.879	250.6	1:56:32.941
98 Motorsport98 Ligier JS P325 - Toyota 1.Eric DE DONCKER LMP3 Pro/Am 2.Gillian HENRION								99 More Motorsport Ligier JS P325 - Toyota 1.Mark VAN DER SNEL LMP3 Pro/Am 2.Max VAN DER SNEL JR.							
2	1	4:33.147			1:47.317		7:23.161								
3	1	3:04.515	1:09.549	51.809	1:03.157		10:27.676								
4	1	2:07.625	34.470	39.430	53.725	246.6	12:35.301								
5	1	2:05.443	33.409	38.948	53.086	248.3	14:40.744								
6	1	2:09.502	33.063	39.329	57.110	247.1	16:50.246								
7	1	2:48.465	1:08.963	46.449	53.053		19:38.711								
8	1	2:28.406	33.466	39.102	1:15.838	248.3	22:07.117								
9	1	4:02.556	1:09.511	1:26.018	1:27.027		26:09.673								
10	1	2:05.648	33.926	38.809	52.913	244.9	28:15.321								
11	1	2:04.359	33.223	38.561	52.575	247.7	30:19.680								
12	1	2:04.445	33.148	38.787	52.510	248.8	32:24.125								
13	1	2:05.340	33.024	38.796	53.520	250.0	34:29.465								
14	1	2:04.196	33.133	38.760	52.303	248.8	36:33.661								
15	1	2:04.714	32.984	38.610	53.120	250.6	38:38.375								
16	1	3:22.923	33.066	1:09.074	1:40.783	249.4	42:01.298								
17	1	2:04.998	33.550	38.867	52.581	243.2	44:06.296								
18	1	2:04.815	33.174	38.972	52.669	247.7	46:11.111								
19	1	2:04.126	33.341	38.712	52.073	247.7	48:15.237								
20	1	2:03.445	32.882	38.732	51.831	250.6	50:18.682								
21	1	2:03.764	32.975	38.595	52.194	250.0	52:22.446								
22	1	4:28.265	32.835	38.823	3:16.607	249.4	56:50.711								
23	2	2:20.080	49.789	38.761	51.530	144.8	59:10.791								
24	1	2:48.037		44.285	40.051	1:23.701	2:48.037								
25	1	4:32.804				1:48.604	7:20.841								
26	1	3:06.054	1:10.098	51.518	1:04.438		10:26.895								
27	1	2:06.533	34.111	39.409	53.013	245.5	12:33.428								
28	1	2:04.549	33.289	39.237	52.023	249.4	14:37.977								
29	1	2:06.374	33.247	39.049	54.078	250.0	16:44.351								
30	1	2:49.843	1:09.356	48.759	51.728		19:34.194								
31	1	2:23.594	32.952	38.413	1:12.229	248.8	21:57.788								
32	1	4:06.963	1:09.259	1:26.062	1:31.642		26:04.751								
33	1	2:05.442	33.831	39.204	52.407	246.6	28:10.193								
34	1	2:04.897	32.857	38.504	53.536	249.4	30:15.090								
35	1	2:03.737	33.252	38.543	51.942	251.2	32:18.827								
36	1	2:06.505	33.311	40.824	52.373	251.2	34:25.332								
37	1	2:04.123	32.986	38.687	52.450	252.3	36:29.455								
38	1	2:05.100	33.068	38.940	53.092	251.2	38:34.555								
39	1	3:19.374	33.048	1:01.233	1:45.093	250.0	41:53.929								
40	1	2:07.922	37.502	38.643	51.777	215.6	44:01.851								
41	1	2:02.639	32.631	38.329	51.679	249.4	46:04.490								
42	1	2:02.740	32.488	38.308	51.944	250.0	48:07.230								
43	1	2:02.247	32.567	38.160	51.520	251.2	50:09.477								
44	1	4:18.221	33.021	38.775	3:06.425	247.7	54:27.698								

LE MANS CUP



Michelin Le Mans Cup Le Castellet Round Race

PAUL RICARD 5.821 m.

Sector Analysis

Lap under Red Flag Invalidated Lap ■ Personal Best ■ Session Best **B** Crossing the pit lane

Lap	D	Time	Sector 1	Sector 2	Sector 3	T. Spd	Elapsed	Lap	D	Time	Sector 1	Sector 2	Sector 3	T. Spd	Elapsed
22	2	2:33.827	1:01.714	39.688	52.425	145.4	57:01.525								
23	2	2:03.534	33.616	38.623	51.295	246.6	59:05.059								
24	2	2:02.887	32.443	38.301	52.143	249.4	1:01:07.946								
25	2	2:02.856	33.424	38.324	51.108	248.8	1:03:10.802								
26	2	2:01.872	32.538	38.014	51.320	250.0	1:05:12.674								
27	2	2:02.897	32.766	38.130	52.001	249.4	1:07:15.571								
28	2	2:01.256	32.483	37.953	50.820	251.2	1:09:16.827								
29	2	2:02.704	32.794	38.179	51.731	251.2	1:11:19.531								
30	2	2:02.048	32.626	38.086	51.336	248.3	1:13:21.579								
31	2	2:01.297	32.190	38.160	50.947	250.6	1:15:22.876								
32	2	2:18.017	36.723	45.782	55.512	251.7	1:17:40.893								
33	2	2:48.003			1:29.485	250.6	1:20:28.896								
34	2	2:44.143	43.546	52.801	1:07.796	142.5	1:23:13.039								
35	2	2:13.598	33.798	39.346	1:00.454	251.2	1:25:26.637								
36	2	2:04.625	33.301	38.694	52.630	248.8	1:27:31.262								
37	2	2:03.357	32.849	38.975	51.533	250.6	1:29:34.619								
38	2	2:04.046	32.619	38.511	52.916	251.2	1:31:38.665								
39	2	2:10.221	39.179	38.057	52.985	249.4	1:33:48.886								
40	2	2:03.445	32.732	38.132	52.581	251.2	1:35:52.331								
41	2	2:05.874	33.995	38.763	53.116	248.8	1:37:58.205								
42	2	3:01.858	52.152	1:16.147	53.559	252.9	1:41:00.063								
43	2	2:03.070	32.872	38.172	52.026	251.7	1:43:03.133								
44	2	2:02.526	32.905	38.244	51.377	251.7	1:45:05.659								
45	2	2:01.861	32.226	38.080	51.555	248.3	1:47:07.520								
46	2	2:02.171	32.440	38.100	51.631	251.2	1:49:09.691								
47	2	2:02.312	32.518	38.345	51.449	250.6	1:51:12.003								
48	2	2:02.492	32.627	38.123	51.742	250.6	1:53:14.495								
49	2	2:03.395	33.079	38.235	52.081	252.3	1:55:17.890								
50	2	2:02.097	32.545	38.140	51.412	251.2	1:57:19.987								
51	2	2:02.551	32.652	38.277	51.622	250.6	1:59:22.538								
52	2	2:01.878	32.390	38.130	51.358	250.6	2:01:24.416								