



PSHT Analysis

2022 Michelin Le Mans Cup

CONFIDENTIAL



Round 1 – Le Castellet LMP3

Race by Race Study





DETAILED ANALYSIS – R01 Le Castellet

ENTRY LIST

N°	LMP3	NAT		CARS	DRIVER 1		DRIVER 2	31
2	UNITED AUTOSPORTS	GBR		Ligier JS P320 - Nissan	Shaun Lynn (GBR)	B	Max Lynn (GBR)	S
3	DKR ENGINEERING	LUX		Duqueine M30 - D08 - Nissan	Jon Brownson (USA)	B	Laurents Hörr (DEU)	G
4	NIELSEN RACING	GBR		Duqueine M30 - D08 - Nissan	John Melsom (GBR)	B	Matthew Bell (GBR)	S
6	ANS MOTORSPORT	FRA		Ligier JS P320 - Nissan	Jonathan Brossard (CHE)	B	Nicolas Schatz (FRA)	S
7	NIELSEN RACING	GBR		Ligier JS P320 - Nissan	Anthony Wells (GBR)	B	Colin Noble (GBR)	G
9	AT RACING TEAM	AUT		Ligier JS P320 - Nissan	Alexander Talkanitsa (AUT)	B	Alexander Talkanitsa Jr (AUT)	S
10	RACING SPIRIT OF LEMAN	CHE		Ligier JS P320 - Nissan	Alexander Mattschull (DEU)	B	Tom Dillmann (FRA)	G
11	WTM RACING	DEU		Duqueine M30 - D08 - Nissan	Torsten Kratz (DEU)	B	Leonard Weiss (DEU)	S
14	DKR ENGINEERING	LUX		Duqueine M30 - D08 - Nissan	James Winslow (GBR)	S	Alexander Bukhantsov (ARE)	B
17	IDEC SPORT	FRA		Ligier JS P320 - Nissan	Charles Crews (USA)	B	Dino Lunardi (FRA)	G
20	OPTIMUM MOTORSPORT	GBR		Duqueine M30 - D08 - Nissan	Mark Crader (GBR)	B	Alex Mortimer (GBR)	S
22	UNITED AUTOSPORTS	GBR		Ligier JS P320 - Nissan	Andres Latorre Canon (AUS)	B	Garnet Patterson (AUS)	S
23	UNITED AUTOSPORTS	GBR		Ligier JS P320 - Nissan	John Schauerman (USA)	B	Wayne Boyd (GBR)	G
27	24-7 MOTORSPORT	GBR		Ligier JS P320 - Nissan	Andrew Ferguson (GBR)	B	Jeremy Ferguson (GBR)	B
28	MV2S FORESTIER RACING	FRA		Ligier JS P320 - Nissan	Christophe Cresp (FRA)	B	Emilien Carde (FRA)	S
29	MV2S FORESTIER RACING	FRA		Ligier JS P320 - Nissan	Louis Rousset (FRA)	S	Jérôme de Sadeleer (CHE)	B
30	FRIKADELLI RACING TEAM	DEU		Ligier JS P320 - Nissan	Klaus Abbelen (DEU)	B	Felipe Laser (DEU)	G
31	AF CORSE	ITA		Ligier JS P320 - Nissan	Kriton Lentoudis (GRC)	B	Rui Aguas (PRT)	G
32	UNITED AUTOSPORTS	GBR		Ligier JS P320 - Nissan	Daniel Schneider (BRA)	B	Kay Van Berlo (NLD)	S
33	TEAM VIRAGE	POL		Ligier JS P320 - Nissan	Rob Hodes (USA)	B	Ian Rodriguez (GTM)	S
37	CD SPORT	ESP		Ligier JS P320 - Nissan	Fabien Michal (FRA)	B	Shaun Thong (HKG)	S
40	GRAFF RACING	FRA		Ligier JS P320 - Nissan	Luis Sanjuan (CHE)	B	Théo Vaucher (CHE)	S
43	RACING SPIRIT OF LEMAN	CHE		Ligier JS P320 - Nissan	Jacques Wolff (FRA)	B	Josh Skelton (GBR)	G
53	RLR MSPORT	GBR		Ligier JS P320 - Nissan	Tommy Foster (GBR)	G	Martin Rich (GBR)	B
57	GRAFF RACING	FRA		Ligier JS P320 - Nissan	Fabrice Rossello (FRA)	B	Ryan Harper-Ellam (GBR)	S
66	RINALDI RACING	DEU		Duqueine M30 - D08 - Nissan	Steve Parrow (AUT)	B	Daniel Keilwitz (DEU)	G
69	COOL RACING	CHE		Ligier JS P320 - Nissan	Maurice Smith (USA)	B	Malthe Jakobsen (DNK)	S
72	TEAM VIRAGE	POL		Ligier JS P320 - Nissan	Alexandre Yvon (FRA)	B	Mathis Poulet (FRA)	S
73	TS CORSE	ITA		Duqueine M30 - D08 - Nissan	Pietro Peccenini (ITA)	B	Cian Carey (IRL)	S
76	REITER ENGINEERING	DEU		Ligier JS P320 - Nissan	Freddie Hunt (GBR)	B	Mads Siljehaug (NOR)	S
77	TEAM THOR	ISL		Ligier JS P320 - Nissan	Audunn Gudmundsson (ISL)	B	Michael Markussen (DNK)	S





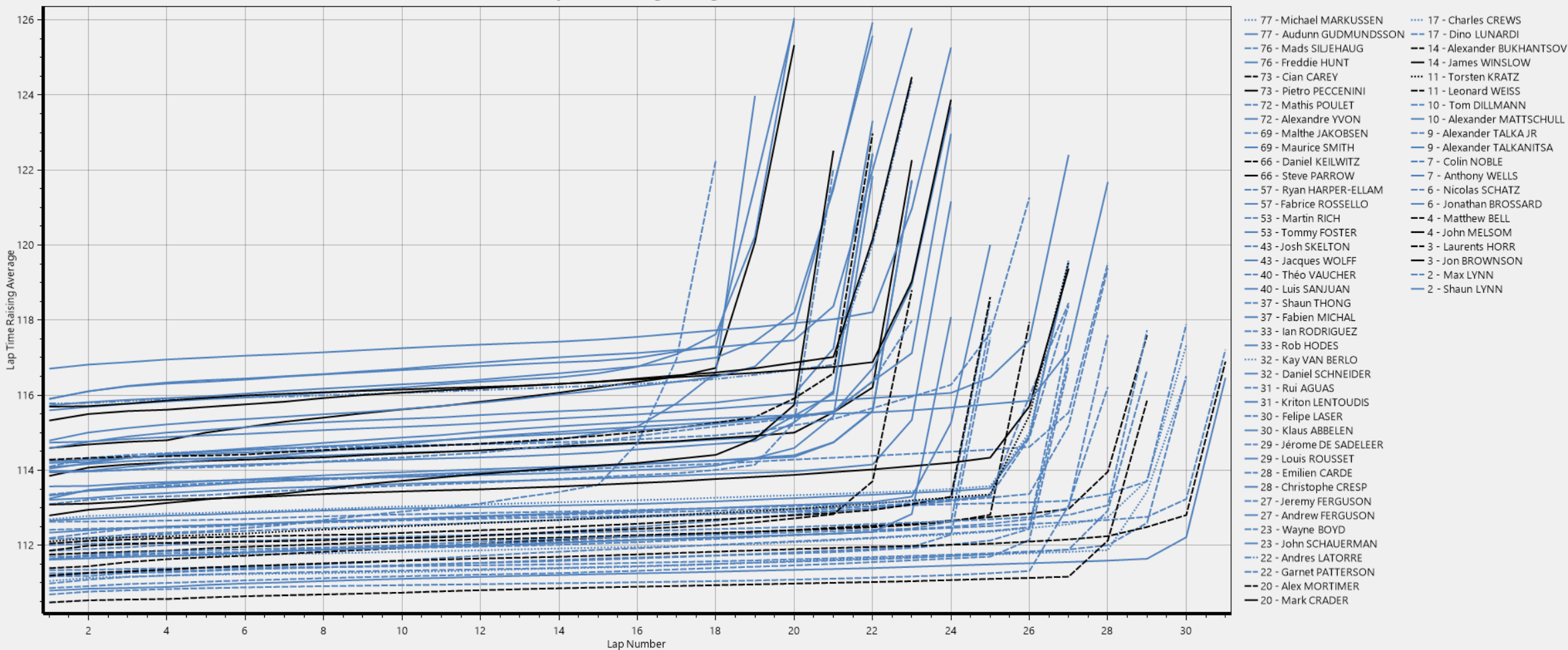
DETAILED ANALYSIS – R01 Le Castellet

Driver Analysis



drivers.html

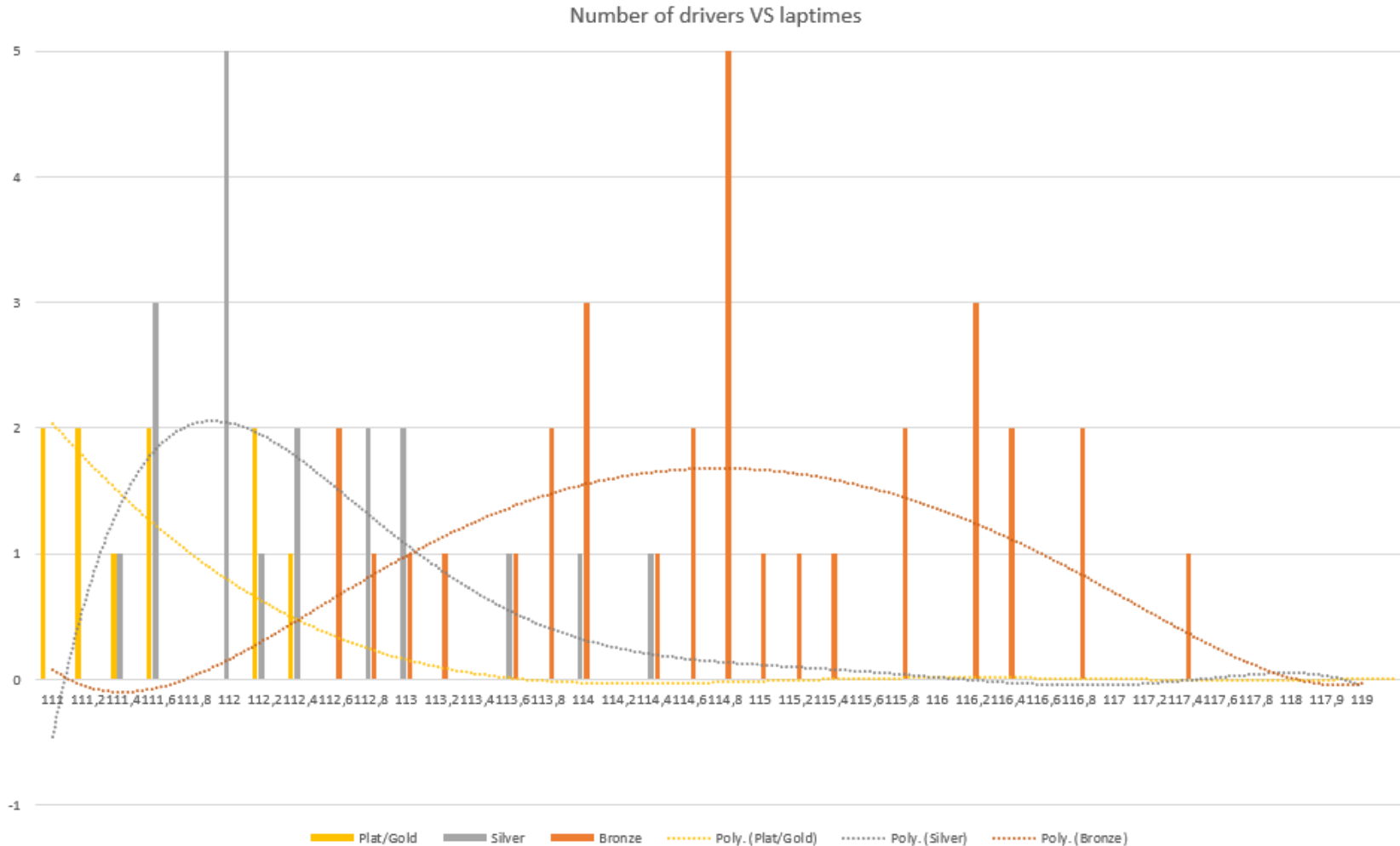
Lap Time Raising Average





DETAILED ANALYSIS – R01 Le Castellet

Driver Performance





DETAILED ANALYSIS – R01 Le Castellet

Driver Analysis

	P/G times	S times	B times
-2 Standard deviations	110.53	111.12	112.16
-1 Standard deviation	111.01	111.58	113.44
Average Pace	111.50	112.03	114.72
+1 Standard deviation	111.98	112.49	116.00
+2 Standard deviations	112.47	112.94	117.28

Bronze average pace less than all silver standard deviation

#	Driver	Laps	Best 10 Laps Avg
2	Max LYNN	23	114.431
2	Shaun LYNN	30	114.873
3	Jon BROWNSON	25	116.071
3	Laurents HORR	29	110.793
4	John MELSOM	23	113.719
4	Matthew BELL	31	111.591
6	Jonathan BROSSARD	24	115.63
6	Nicolas SCHATZ	29	111.528
7	Anthony WELLS	24	114.288
7	Colin NOBLE	30	111.327
9	Alexander TALKA JR	27	112.864
9	Alexander TALKANITS	26	114.753
10	Alexander MATTSCHUI	27	112.703
10	Tom DILLMANN	27	111.176
11	Leonard WEISS	25	112.331
11	Torsten KRATZ	29	112.507
14	Alexander BUKHANTSC	24	114.627
14	James WINSLOW	29	113.437
17	Charles CREWS	29	113.034
17	Dino LUNARDI	25	112.006
20	Alex MORTIMER	27	112.193
20	Mark CRADER	26	116.153
22	Andres LATORRE	25	116.061
22	Garnet PATTERSON	29	111.445
23	John SCHAUERMAN	26	114.701
23	Wayne BOYD	28	110.94
27	Andrew FERGUSON	26	117.255
27	Jeremy FERGUSON	26	114.658
28	Christophe CRESP	28	115.157
28	Emilien CARDE	19	112.9
29	Jérôme DE SADELEER	30	112.533
29	Louis ROUSSET	24	111.949
30	Felipe LASER	29	111.711
30	Klaus ABBELEN	24	116.291
31	Kriton LENTOUDIS	26	116.704
31	Rui AGUAS	27	112.284
32	Daniel SCHNEIDER	24	115.37
32	Kay VAN BERLO	30	111.292
33	Ian RODRIGUEZ	31	112.241
33	Rob HODES	22	116.201
37	Fabien MICHAL	29	112.981
37	Shaun THONG	25	112.674
40	Luis SANJUAN	25	113.952
40	Théo VAUCHER	29	113.823
43	Jacques WOLFF	23	114.62
43	Josh SKELTON	25	111.48
53	Martin RICH	23	113.589
53	Tommy FOSTER	31	111.149
57	Fabrice ROSSELLO	26	113.637
57	Ryan HARPER-ELLAM	28	111.982
66	Daniel KEILWITZ	29	112.102
66	Steve PARROW	22	115.622
69	Malthe JAKOBSEN	1	
69	Maurice SMITH	25	113.87
72	Alexandre YVON	22	116.671
72	Mathis POULET	31	111.928
73	Cian CAREY	29	111.925
73	Pietro PECCENINI	25	114.448
76	Freddie HUNT	24	113.826
76	Mads SILIEHAUG	30	112.693
77	Edmund GUDMUNDSSON	24	114.465
77	Michael MARKUSSEN	30	111.844

CONFIDENTIAL





DETAILED ANALYSIS – R01 Le Castellet

Conclusion for Le Castellet

Driver	Avg 10 best	Is in penalty range?	By how much?	Penalty
Torsten KRATZ	112.507	1	-0.44 s	-38 s
Jérôme DE SADELEER	112.533	1	-0.41 s	-36 s
Alexander MATTSCHULL	112.703	1	-0.24 s	-21 s
Fabien MICHAL	112.981	0	0.00 s	0 s
Charles CREWS	113.034	0	0.00 s	0 s
Martin RICH	113.589	0	0.00 s	0 s
Fabrice ROSSELLO	113.637	0	0.00 s	0 s
John MELSOM	113.719	0	0.00 s	0 s
Freddie HUNT	113.826	0	0.00 s	0 s
Maurice SMITH	113.87	0	0.00 s	0 s
Luis SANJUAN	113.952	0	0.00 s	0 s
Anthony WELLS	114.288	0	0.00 s	0 s
Pietro PECCENINI	114.448	0	0.00 s	0 s
Audunn GUDMUNDSSON	114.465	0	0.00 s	0 s
Jacques WOLFF	114.62	0	0.00 s	0 s
Alexander BUKHANTSOV	114.627	0	0.00 s	0 s
Jeremy FERGUSON	114.658	0	0.00 s	0 s
John SCHAUERMAN	114.701	0	0.00 s	0 s
Alexander TALKANITSA	114.753	0	0.00 s	0 s
Shaun LYNN	114.873	0	0.00 s	0 s
Christophe CRESP	115.157	0	0.00 s	0 s
Daniel SCHNEIDER	115.37	0	0.00 s	0 s
Steve PARROW	115.622	0	0.00 s	0 s
Jonathan BROSSARD	115.63	0	0.00 s	0 s





Round 1 – Le Castellet GT3

Race by Race Study





DETAILED ANALYSIS – R01 Le Castellet

ENTRY LIST

N°	GT3	NAT		CARS	DRIVER 1		DRIVER 2		7
44	GMB MOTORSPORT	DNK		Honda NSX GT3	Gustav Birch (DNK)	S	Jens Møller (DNK)	B	
46	EBIMOTORS	ITA		Porsche 911 GT3 R	Emanuele Busnelli (ITA)	B	Fabio Babini (ITA)	G	
51	AF CORSE	ITA		Ferrari 488 GT3	Marcos Vivian de la Pedrosa (GBR)	B	Luke Davenport (GBR)	S	
55	GMB MOTORSPORT	DNK		Honda NSX GT3	Kasper H. Jensen (DNK)	S	Kristian Poulsen (DNK)	B	
61	AF CORSE	ITA		Ferrari 488 GT3	Gino Forgione (CHE)	B	Andrea Montermini (ITA)	S	
88	GMB MOTORSPORT	DNK		Honda NSX GT3	Mikkel O. Pedersen (DNK)	S	Lars Engelbrecht Pedersen (DNK)	B	
99	BULLITT RACING	ESP		Aston Martin Vantage GT3	Stephen Patrick (GBR)	B	Theo Nouet (FRA)	S	





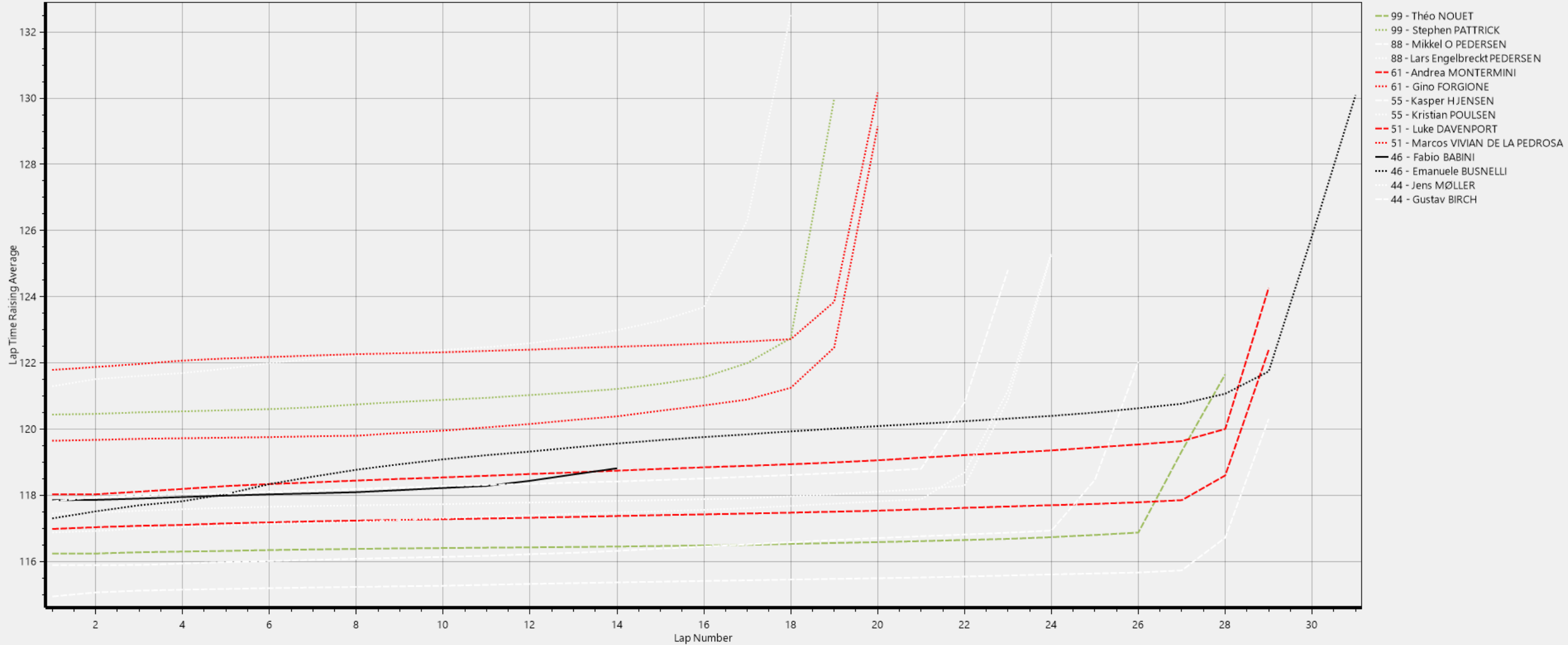
DETAILED ANALYSIS – R01 Le Castellet

Driver Analysis



drivers.html

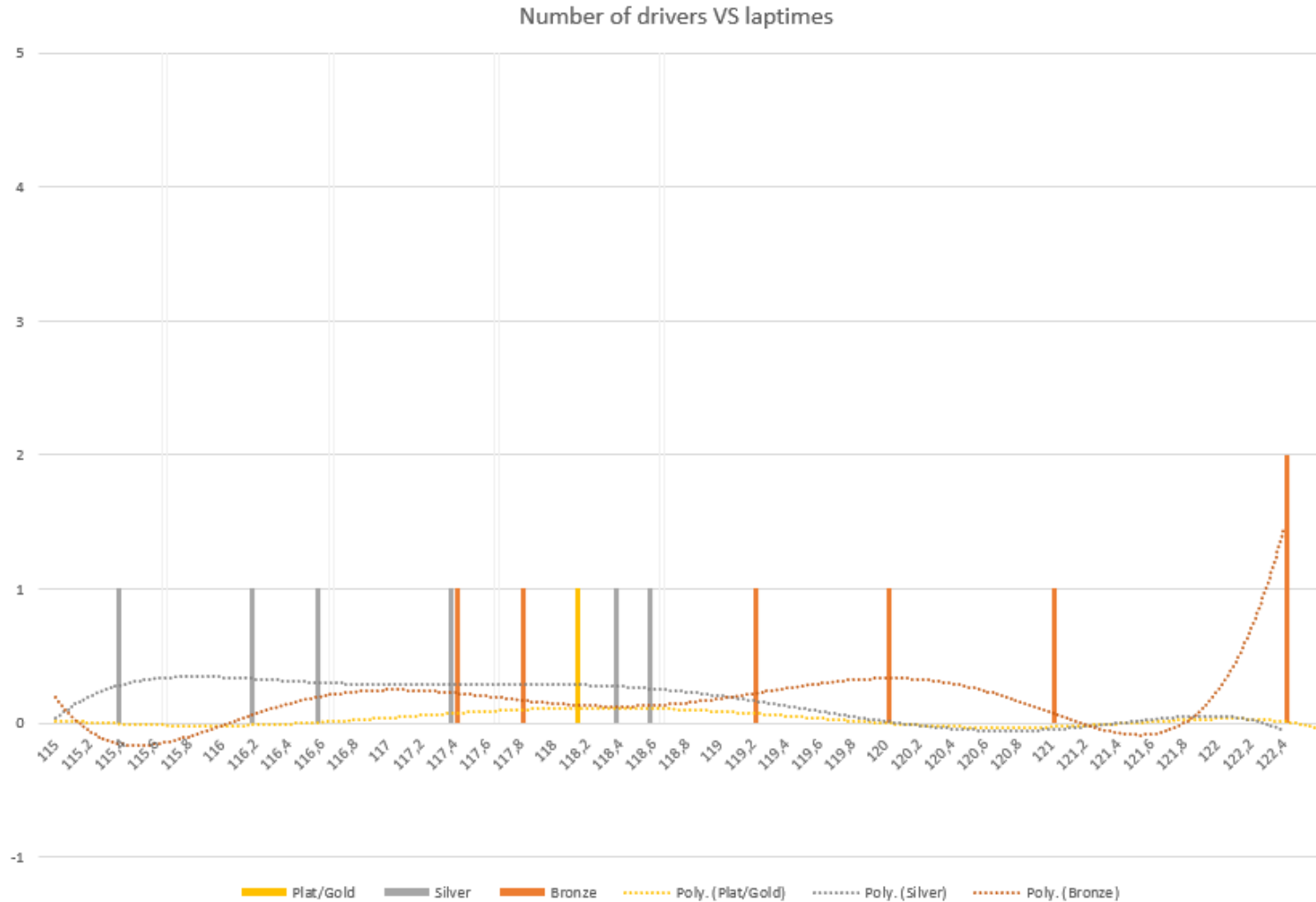
Lap Time Raising Average





DETAILED ANALYSIS – R01 Le Castellet

Driver Performance





Driver Analysis

	P/G times	S times	B times	
-2 Standard deviations		118,22	114,62	116,17
-1 Standard deviation		118,22	115,65	118,06
Average Pace		118,22	116,67	119,96
+1 Standard deviation		118,22	117,70	121,85
+2 Standard deviations		118,22	118,73	123,74

#	Driver	Best 10 Laps Avg	Driving Time
44	Gustav BIRCH	118,279	2994
44	Jens MØLLER	117,313	3490
46	Emanuele BUSNELLI	119,089	4523
46	Fabio BABINI	118,223	2017
51	Luke DAVENPORT	118,542	3726
51	Marcos VIVIAN DE L'	122,323	2862
55	Kasper H JENSEN	116,139	3296
55	Kristian POULSEN	117,732	3260
61	Andrea MONTERMIN	117,278	3671
61	Gino FORGIONE	119,956	2843
88	Lars Engelbrecht PEC	122,394	2892
88	Mikkel O PEDERSEN	115,267	3608
99	Stephen PATTRICK	120,887	2730
99	Théo NOUET	116,407	3756

Bronze average pace less than all silver standard deviation





DETAILED ANALYSIS – R01 Le Castellet

Conclusion for Le Castellet

Because there is a change of BOP we will not apply a penalty.

Driver	Avg 10 best	Is in penalty range?	By how much?	Penalty
Jens MØLLER	117,313	1	-1,42 s	-55 s
Kristian POULSEN	117,732	1	-1,00 s	-39 s
Emanuele BUSNELLI	119,089	0	0,00 s	0 s
Gino FORGIONE	119,956	0	0,00 s	0 s
Stephen PATTRICK	120,887	0	0,00 s	0 s
Marcos VIVIAN DE LA PEDROSA	122,323	0	0,00 s	0 s
Lars Engelbreckt PEDERSEN	122,394	0	0,00 s	0 s

