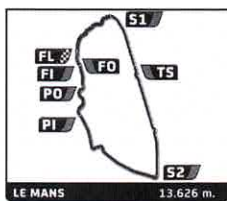




LE MANS CUP

ROAD TO
LE MANS



Road to Le Mans
92^e Edition des 24 Heures du Mans
Race 2

Final Classification

No	Team	Drivers	Car	Cat	Ty	Laps	Total Time	Gap	Pit	Best Lap			
										Lap	Time Kph		
1	29 MV2S Racing	C. CRESP/M. MAYER	Ligier JS P320 - Nissan	LMP3	M	10	55:03.134	-	-	1	10	3:52.863	210.7
2	97 COOL Racing	A. CHILA/D. DROUX	Ligier JS P320 - Nissan	LMP3	M	10	55:04.069	+0.935	+0.935	1	10	3:50.435	212.9
3	20 High Class Racing	J. MOLLER/T. FOSTER	Ligier JS P320 - Nissan	LMP3	M	10	55:08.505	+5.371	+4.436	1	9	5:04.798	160.9
4	6 ANS Motorsport	C. MORENO/N. SCHATZ	Ligier JS P320 - Nissan	LMP3	M	10	55:08.900	+5.766	+0.395	1	7	3:53.990	209.6
5	85 R-ace GP	F. MICHAL/H. DAVID	Duqueine M30 - D08 - Nissan	LMP3	M	10	55:11.290	+8.156	+2.390	1	10	3:49.075	214.1
6	22 WTM by Rinaldi Racing	T. KRATZ/L. WEISS	Duqueine M30 - D08 - Nissan	LMP3	M	10	55:13.070	+9.936	+1.780	1	2	4:00.973	203.6
7	77 Team Thor	A. GUDMUNDSSON/C. NOBLE	Ligier JS P320 - Nissan	LMP3	M	10	55:14.233	+11.099	+1.163	1	2	4:05.678	199.7
8	87 COOL Racing	J. SWEETNAM/A. CLOSMENIL	Ligier JS P320 - Nissan	LMP3	M	10	55:15.097	+11.963	+0.864	1	7	3:55.906	207.9
9	7 Nielsen Racing	A. WELLS/W. BOYD	Ligier JS P320 - Nissan	LMP3	M	10	55:15.512	+12.378	+0.415	1	10	3:49.337	213.9
10	13 MRacing	R. RICCI/A. COUGNAUD	Ligier JS P320 - Nissan	LMP3	M	10	55:17.363	+14.229	+1.851	1	7	3:58.204	205.9
11	34 Inter Europol Competition	A. BUKHANTSOV/R. KOEN	Ligier JS P320 - Nissan	LMP3	M	10	55:26.579	+23.445	+9.216	1	7	3:59.650	204.7
12	66 Rinaldi Racing	S. PARROW/D. KEILWITZ	Ligier JS P320 - Nissan	LMP3	M	10	55:28.170	+25.036	+1.591	1	7	4:02.816	202.0
13	21 Eurointernational	M. PANU/D. ALI	Ligier JS P320 - Nissan	LMP3	M	10	55:31.499	+28.365	+3.329	1	2	4:02.533	202.3
14	5 RLR M Sport	G. WALDEN/I. AGUILERA	Ligier JS P320 - Nissan	LMP3	M	10	55:41.606	+38.472	+10.107	1	2	3:54.471	202.9
15	90 Blackthorn	M. BERRY/L. HANAFIN	Aston Martin Vantage GT3	GT3	M	10	55:41.828	+38.694	+0.222	1	7	4:01.321	203.3
16	2 CD Sport	S. SARKISSIAN/W. GOSSELIN	Ligier JS P320 - Nissan	LMP3	M	10	55:42.049	+38.915	+0.221	1	7	4:04.649	200.5
17	26 Breton Racing	B. STONE/D. SKOCDOPOLE	Ligier JS P320 - Nissan	LMP3	M	10	55:48.557	+45.423	+6.508	1	10	3:55.362	208.4
18	84 ANS Motorsport	J. LEMOINE/P. TROJANI	Ligier JS P320 - Nissan	LMP3	M	10	55:49.186	+46.052	+0.629	1	10	3:55.132	208.6
19	51 AF Corse	M. KURZEJEWSKI/A. BALZAN	Ferrari 296 GT3	GT3	M	10	55:51.316	+48.182	+2.130	1	10	3:56.575	207.3
20	71 Rinaldi Racing	S. AUST/F. FERNANDEZ-LASER	Ligier JS P320 - Nissan	LMP3	M	10	55:52.350	+49.216	+1.034	1	2	4:10.574	195.8
21	44 Team Virage	J. FALVEY/M. STEFAN	Ligier JS P320 - Nissan	LMP3	M	10	55:53.447	+50.313	+1.097	1	10	3:54.471	209.2
22	18 High Class Racing	N. JONES/S. MÜLLER	Porsche 911 GT3 R (992)	GT3	M	10	55:56.080	+52.946	+2.633	1	7	4:00.121	204.3
23	95 Racing Spirit of Leman	D. DEBOER/V. HASSE CLOT	Aston Martin Vantage GT3	GT3	M	10	55:56.552	+53.518	+0.572	1	7	3:59.736	204.6
24	14 GetSpeed	S. JANS/A. BARTONE	Mercedes AMG GT3 EVO	GT3	M	10	55:57.192	+54.058	+0.540	1	7	4:03.584	201.4
25	88 AF Corse	C. TOLEDO/R. AGOSTINI	Ferrari 296 GT3	GT3	M	10	55:58.474	+55.340	+1.282	1	7	4:05.867	199.5
26	43 Inter Europol Competition	T. CRESWICK/S. GRAYLUND	Ligier JS P320 - Nissan	LMP3	M	10	55:59.601	+56.467	+1.127	1	10	3:55.959	207.9
27	80 AF Corse	G. FORGIONE/M. RUGOLO	Ferrari 296 GT3	GT3	M	10	56:00.854	+57.720	+1.253	1	7	4:02.651	202.2
28	11 CD Sport	C. SHORT/F. CHAPPARD	Ligier JS P320 - Nissan	LMP3	M	10	56:03.854	+1:00.720	+3.000	1	10	3:55.478	208.3
29	3 DKR Engineering	P. YE/X. XINZHE	Duqueine M30 - D08 - Nissan	LMP3	M	10	56:04.511	+1:01.377	+0.657	1	2	4:15.746	191.8
30	4 Nielsen Racing	A. MCINTOSH/G. GRIST	Ligier JS P320 - Nissan	LMP3	M	10	56:05.144	+1:02.010	+0.633	1	10	3:55.910	207.9
31	8 Team Virage	G. KOLOVOS/B. PINHEIRO	Ligier JS P320 - Nissan	LMP3	M	10	56:07.169	+1:04.035	+2.025	1	10	3:54.010	209.6
32	59 Team Virage	O. BITTAR/R. GRACIA FILHO	Ligier JS P320 - Nissan	LMP3	M	10	56:09.367	+1:06.233	+2.198	1	7	4:10.193	196.1
33	57 Kessel Racing	O. FIDANI/L. KERN	Ferrari 296 GT3	GT3	M	10	56:11.802	+1:08.668	+2.435	2	10	4:06.846	198.7
34	74 Kessel Racing	A. GILBERT/F. RUEDA MATEOS	Ferrari 296 GT3	GT3	M	10	56:12.701	+1:09.567	+0.899	1	10	4:06.241	199.2
35	65 Team Motopark	H. NEUMANN/T. RUMPFKEIL	Mercedes AMG GT3 EVO	GT3	M	10	56:12.734	+1:09.600	+0.033	1	2	4:17.120	190.8
36	99 More Motorsport	M. VAN DER SHEL/M. VAN DER SHEL JR.	Ligier JS P320 - Nissan	LMP3	M	10	56:17.337	+1:14.203	+4.603	1	7	4:03.418	201.5
37	28 MV2S Racing	M. MAURICE/V. GUTAK	Ligier JS P320 - Nissan	LMP3	M	10	56:17.441	+1:14.307	+0.104	1	10	3:57.358	206.7
38	24 Steller Motorsport	D. PAUL/R. BUTCHER	Audi R8 LMS	GT3	M	10	56:17.981	+1:14.847	+0.540	1	10	3:59.400	204.9
39	25 Heart of Racing by SPS	V. PIERBURG/G. NEWELL	Mercedes AMG GT3 EVO	GT3	M	10	56:19.925	+1:16.791	+1.944	1	8	4:33.044	179.7
40	73 Proton Huber Competition	J. DREISOW/M. LAUCK	Porsche 911 GT3 R (992)	GT3	M	10	56:29.528	+1:26.394	+9.603	1	7	4:09.534	196.6
41	58 GG Classics	G. NAKAS/F. ROSS	Ligier JS P320 - Nissan	LMP3	M	10	56:43.479	+1:40.345	+13.951	1	2	4:07.015	198.6
42	12 Kessel Racing	F. JOUSSET/D. FUMANELLI	Ferrari 296 GT3	GT3	M	10	56:51.177	+1:48.043	+7.698	1	10	3:57.052	206.9
43	91 Blackthorn	C. BOVET/D. MCDONALD	Aston Martin Vantage GT3	GT3	M	10	57:01.338	+1:58.204	+10.161	1	2	4:12.185	194.5
44	64 Racing Spirit of Leman	M. DOPPELMAYR/P. KAFFER	Ligier JS P320 - Nissan	LMP3	M	10	57:31.742	+2:28.608	+30.404	1	2	4:09.955	196.2
45	76 Team Virage	J. ZIELONKA/R. NARAC	Ligier JS P320 - Nissan	LMP3	M	10	57:48.585	+2:45.451	+16.843	2	6	8:22.041	97.7
46	83 Iron Dames	C. MARTIN/K. GAILLARD	Lamborghini Huracan GT3	GT3	M	10	1:03:07.226	+8:04.092	+5:18.641	1	2	4:12.141	194.5
47	23 Biogas Motorsport	J. MAYOLA OSMADIBAL/M. CAROL YBARRA	Ferrari 296 GT3	GT3	M	9	55:41.845	1 Lap	1 Lap	2	6	4:02.365	202.4
Not classified:													
27	P4 Racing	A. FERGUSON/L. HAMILTON-SMITH	Ligier JS P320 - Nissan	LMP3	M	7	42:06.737			1	7	4:08.393	201.5
50	Reiter Engineering	H. FELBERMAYR/M. BORN	Ligier JS P320 - Nissan	LMP3	M	6	37:56.264			1	2	4:08.897	201.1
31	Eurointernational	J. DE FOURNOUX/H. ROSATI	Ligier JS P320 - Nissan	LMP3	M	3	14:55.258			0	2	4:08.958	201.1
10	Racing Spirit of Leman	C. LAPIERRE/M. FOSSARD	Ligier JS P320 - Nissan	LMP3	M	2	10:20.636			1	2	4:08.804	201.2
17	IDEC Sport	P. LAFARGUE/D. LUNARDI	Ligier JS P320 - Nissan	LMP3	M	2	10:31.502			0	2	4:08.122	197.7
82	AF Corse	C. SAMANIE/COLLARD	Ferrari 296 GT3	GT3	M	2	10:41.694			0	2	4:08.068	197.7
62	Breton Racing	A. ROBEYS/LADNIAK	Ligier JS P320 - Nissan	LMP3	M					0			
Disqualified													
67	Haegeli by T2 Racing	P. DECURTINS/S. BEN	Duqueine M30 - D08 - Nissan	LMP3	M	10	55:38.242			1	7	4:06.419	199.1
68	Haegeli by T2 Racing	M. OOSENBURGH/D. SCHRAML	Duqueine M30 - D08 - Nissan	LMP3	M	9	58:55.040			1	9	3:57.067	206.9

AR

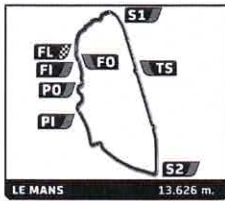
PP

JA



LE MANS CUP

ROAD TO LE MANS



Road to Le Mans

92^o Edition des 24 Heures du Mans

Race 2

Final Classification

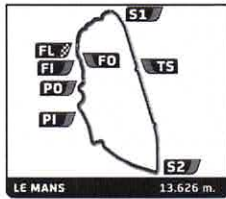
No Team	Drivers	Car	Cat	Ty	Laps	Total Time	Gap	Best Lap			
								Pit	Lap	Time	Kph
Circuit Best Laps by Category											
LMP3	Laurents HÖRR	19/08/2021	3:44.352	218.6	Kph						
GT3	Riccardo AGOSTINI	12/06/2024	3:53.349	210.2	Kph						
Circuit Race Records by Category											
LMP3	Laurents HÖRR	19/08/2021	3:46.374	216.7	Kph						
GT3	Charles WEERTS	21/08/2021	3:54.340	209.3	Kph						

CAR 85 - TIME PENALTY OF 5 SEC. - STEWARDS DECISION Nr. 43
 CAR 91 - DRIVE THROUGH PENALTY CONVERTED INTO TIME PENALTY OF 35 SEC. - STEWARDS DECISION Nr. 44
 CAR 28 - STOP & GO CONVERTED INTO TIME PENALTY OF 40.106 SEC. - STEWARDS DECISION Nr. 46
 CAR 83 - STOP & GO CONVERTED INTO TIME PENALTY OF 160 SEC. - STEWARDS DECISION Nr. 47
 CAR 68 - STOP & GO CONVERTED INTO TIME PENALTY OF 186 SEC. - STEWARDS DECISION Nr. 50
 CAR 76 - STOP & GO CONVERTED INTO TIME PENALTY OF 96 SEC. - STEWARDS DECISION Nr. 51
 CAR 83 - STOP & GO CONVERTED INTO TIME PENALTY OF 197 SEC. - STEWARDS DECISION Nr. 52
 CAR 59 - TIME PENALTY OF 10 SEC. - STEWARDS DECISION Nr. 53
 CAR 68 - DRIVE THROUGH CONVERTED INTO TIME PENALTY OF 35 SEC. - STEWARDS DECISION Nr. 54
 CAR 68 - DISQUALIFIED - STEWARDS DECISION NR. 55
 CAR 67 - DISQUALIFIED - STEWARDS DECISION NR. 56
 CAR 8 - DRIVE THROUGH CONVERTED INTO TIME PENALTY OF 35 SEC. - STEWARDS DECISION Nr. 57
 CAR 12 - STOP & GO CONVERTED INTO TIME PENALTY OF 50 SEC. - STEWARDS DECISION Nr. 59

Published at:

Track Temp: **14.70 °C** Air Temp: **16.30 °C** Track Status: **DRY**

Stewards Peter Roberts 		Richard Norbury 		Timekeeper Filippo SALVADORI 	
--------------------------------------	--	---------------------	--	--	--



Road to Le Mans

92^e Edition des 24 Heures du Mans

Race 2

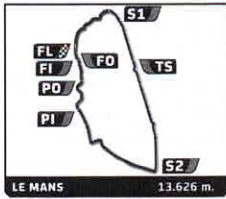
Final Classification by Category

No Team	Drivers	Car	Ty	Laps	Total Time	Gap	Best Lap						
							Lap	Time	Kph				
LMP3													
Fastest Lap by Hadrien DAVID: 3:49.075 (Lap 10, 214.1 Kph)													
1	29 MV2S Racing	C. CRESP / M. MAYER	Ligier JS P320 - Nissan	M	10	55:03.134		10	3:52.863	210.7			
2	97 COOL Racing	A. CHILA / D. DROUX	Ligier JS P320 - Nissan	M	10	55:04.069	+0.935	+0.935	10	3:50.435	212.9		
3	20 High Class Racing	J. MOLLER / T. FOSTER	Ligier JS P320 - Nissan	M	10	55:08.505	+5.371	+4.436	9	5:04.798	160.9		
4	6 ANS Motorsport	C. MORENO / N. SCHATZ	Ligier JS P320 - Nissan	M	10	55:08.900	+5.766	+0.395	7	3:53.990	209.6		
5	85 R-ace GP	F. MICHAL / H. DAVID	Duquaine M30 - D08 - Nissan	M	10	55:11.290	+8.156	+2.390	10	3:49.075	214.1		
6	22 WTM by Rinaldi Racing	T. KRATZ / L. WEISS	Duquaine M30 - D08 - Nissan	M	10	55:13.070	+9.936	+1.780	2	4:00.973	203.6		
7	77 Team Thor	A. GUDMUNDSSON / C. NOBLE	Ligier JS P320 - Nissan	M	10	55:14.233	+11.099	+1.163	2	4:05.678	199.7		
8	87 COOL Racing	J. SWEETNAM / A. CLOSMENIL	Ligier JS P320 - Nissan	M	10	55:15.097	+11.963	+0.864	7	3:55.906	207.9		
9	7 Nielsen Racing	A. WELLS / W. BOYD	Ligier JS P320 - Nissan	M	10	55:15.512	+12.378	+0.415	10	3:49.337	213.9		
10	13 MRacing	R. RICCI / A. COUGNAUD	Ligier JS P320 - Nissan	M	10	55:17.363	+14.229	+1.851	7	3:58.204	205.9		
11	34 Inter Europol Competition	A. BUKHANTSOV / R. KOEN	Ligier JS P320 - Nissan	M	10	55:26.579	+23.445	+9.216	7	3:59.650	204.7		
12	66 Rinaldi Racing	S. PARROW / D. KEILWITZ	Ligier JS P320 - Nissan	M	10	55:28.170	+25.036	+1.591	7	4:02.816	202.0		
13	21 Eurointernational	M. PANU / D. ALI	Ligier JS P320 - Nissan	M	10	55:31.499	+28.365	+3.329	2	4:02.533	202.3		
14	5 RLR M Sport	G. WALDEN / I. AGUILERA	Ligier JS P320 - Nissan	M	10	55:41.606	+38.472	+10.107	2	4:01.819	202.9		
15	2 CD Sport	S. SARKISSIAN / W. GOSSELIN	Ligier JS P320 - Nissan	M	10	55:42.049	+38.915	+0.443	7	4:04.649	200.5		
16	26 Bretton Racing	B. STONE / D. SKOCDOPOLE	Ligier JS P320 - Nissan	M	10	55:48.557	+45.423	+6.508	10	3:55.362	208.4		
17	84 ANS Motorsport	J. LEMOINE / P. TROJANI	Ligier JS P320 - Nissan	M	10	55:49.186	+46.052	+0.629	10	3:55.132	208.6		
18	71 Rinaldi Racing	S. AUST / F. FERNANDEZ-LASER	Ligier JS P320 - Nissan	M	10	55:52.350	+49.216	+3.164	2	4:10.574	195.8		
19	44 Team Virage	J. FALVEY / M. STEFAN	Ligier JS P320 - Nissan	M	10	55:53.447	+50.313	+1.097	10	3:54.471	209.2		
20	43 Inter Europol Competition	T. CRESWICK / S. GRAYLUND	Ligier JS P320 - Nissan	M	10	55:59.601	+56.467	+6.154	10	3:55.959	207.9		
21	11 CD Sport	C. SHORT / F. CHAPPARD	Ligier JS P320 - Nissan	M	10	56:03.854	+1:00.720	+4.253	10	3:55.478	208.3		
22	3 DKR Engineering	P. YE / X. XINZHE	Duquaine M30 - D08 - Nissan	M	10	56:04.511	+1:01.377	+0.657	2	4:15.746	191.8		
23	4 Nielsen Racing	A. MCINTOSH / G. GRIST	Ligier JS P320 - Nissan	M	10	56:05.144	+1:02.010	+0.633	10	3:55.910	207.9		
24	8 Team Virage	G. KOLOVOS / B. PINHEIRO	Ligier JS P320 - Nissan	M	10	56:07.169	+1:04.035	+2.025	10	3:54.010	209.6		
25	59 Team Virage	O. BITTAR / R. GRACIA FILHO	Ligier JS P320 - Nissan	M	10	56:09.367	+1:06.233	+2.198	7	4:10.193	196.1		
26	99 More Motorsport	M. VAN DER SHEL / M. VAN DER SHEL JR.	Ligier JS P320 - Nissan	M	10	56:17.337	+1:14.203	+7.970	7	4:03.418	201.5		
27	28 MV2S Racing	M. MAURICE / V. GUTAK	Ligier JS P320 - Nissan	M	10	56:17.441	+1:14.307	+0.104	10	3:57.358	206.7		
28	58 GG Classics	G. NAKAS / F. ROSS	Ligier JS P320 - Nissan	M	10	56:43.479	+1:40.345	+26.038	2	4:07.015	198.6		
29	64 Racing Spirit of Leman	M. DOPPELMAYR / P. KAFFER	Ligier JS P320 - Nissan	M	10	57:31.742	+2:28.608	+48.263	2	4:09.955	196.2		
30	76 Team Virage	J. ZIELONKA / R. NARAC	Ligier JS P320 - Nissan	M	10	57:48.585	+2:45.451	+16.843	6	8:22.041	97.7		
<i>Not classified:</i>													
27	P4 Racing	A. FERGLISON / L. HAMILTON-SMITH	Ligier JS P320 - Nissan	M	7	42:06.737			7	4:03.393	201.5		
50	Reiter Engineering	H. FELBERMAYR / M. BORN	Ligier JS P320 - Nissan	M	6	37:56.264			2	4:03.897	201.1		
31	Eurointernational	J. DE FOURNOUX / H. ROSATI	Ligier JS P320 - Nissan	M	3	14:55.258			2	4:03.958	201.1		
10	Racing Spirit of Leman	C. LAPIERRE / M. FOSSARD	Ligier JS P320 - Nissan	M	2	10:20.636			2	4:03.804	201.2		
17	IDEC Sport	P. LAFARGUE / D. LUNARDI	Ligier JS P320 - Nissan	M	2	10:31.502			2	4:08.122	197.7		
62	Bretton Racing	A. ROBEY / S. LADNIAK	Ligier JS P320 - Nissan	M									
<i>Disqualified</i>													
67	Haegeli by T2 Racing	P. DECURTINS / S. BEN	Duquaine M30 - D08 - Nissan	M	10	55:38.242			7	4:06.419	199.1		
68	Haegeli by T2 Racing	M. OOSENBURGH / D. SCHRAML	Duquaine M30 - D08 - Nissan	M	9	58:55.040			9	3:57.067	206.9		
GT3													
Fastest Lap by Alessandro BALZAN: 3:56.575 (Lap 10, 207.3 Kph)													
1	90 Blackthorn	M. BERRY / L. HANAFIN	Aston Martin Vantage GT3 EVO	M	10	55:41.828			7	4:01.321	203.3		
2	51 AF Corse	M. KURZEJEWSKI / A. BALZAN	Ferrari 296 GT3	M	10	55:51.316	+9.488	+9.488	10	3:56.575	207.3		
3	18 High Class Racing	N. JONES / S. MÜLLER	Porsche 911 GT3 R (992)	M	10	55:56.080	+14.252	+4.764	7	4:00.121	204.3		
4	95 Racing Spirit of Leman	D. DEBOER / V. HASSE CLOT	Aston Martin Vantage GT3	M	10	55:56.652	+14.824	+0.572	7	3:59.736	204.6		
5	14 GetSpeed	S. JANS / A. BARTONE	Mercedes AMG GT3 EVO	M	10	55:57.192	+15.364	+0.540	7	4:03.584	201.4		
6	88 AF Corse	C. TOLEDO / R. AGOSTINI	Ferrari 296 GT3	M	10	55:58.474	+16.646	+1.282	7	4:05.867	199.5		
7	80 AF Corse	G. FORGIONE / M. RUGOLO	Ferrari 296 GT3	M	10	56:00.854	+19.026	+2.380	7	4:02.651	202.2		
8	57 Kessel Racing	O. FIDANI / L. KERN	Ferrari 296 GT3	M	10	56:11.802	+29.974	+10.948	10	4:06.846	198.7		
9	74 Kessel Racing	A. GILBERT / F. RUEDA MATEOS	Ferrari 296 GT3	M	10	56:12.701	+30.873	+26.039	10	4:06.241	199.2		
10	65 Team Motopark	H. NEUMANN / T. RUMPFKEIL	Mercedes AMG GT3 EVO	M	10	56:12.734	+30.906	+0.033	2	4:17.120	190.8		
11	24 Stellar Motorsport	D. PAUL / R. BUTCHER	Audi R8 LMS	M	10	56:17.981	+36.153	+5.247	10	3:59.400	204.9		
12	25 Heart of Racing by SPS	V. PIERBURG / G. NEWELL	Mercedes AMG GT3 EVO	M	10	56:19.925	+38.097	+1.944	8	4:33.044	179.7		
13	73 Proton Huber Competition	J. DREISOW / M. LAUCK	Porsche 911 GT3 R (992)	M	10	56:29.528	+47.700	+9.603	7	4:09.534	196.6		
14	12 Kessel Racing	F. JOUSSET / D. FUMANELLI	Ferrari 296 GT3	M	10	56:51.177	+1:09.349	+21.649	10	3:57.052	206.9		
15	91 Blackthorn	C. BOVET / D. MCDONALD	Aston Martin Vantage GT3 EVO	M	10	57:01.338	+1:19.510	+10.161	2	4:12.185	194.5		
16	83 Iron Dames	C. MARTIN / K. GAILLARD	Lamborghini Huracan GT3 EVO2	M	10	1:03:07.226	+7:25.398	+6:05.888	2	4:12.141	194.5		
17	23 Biogas Motorsport	J. MAYOLA COMADRA / M. CHOL YBARRA	Ferrari 296 GT3	M	9	55:41.845			1 Lap	1 Lap	6	4:02.365	202.4
<i>Not classified:</i>													
82	AF Corse	C. SAMANI / E. COLLARD	Ferrari 296 GT3	M	2	10:41.694			2	4:08.068	197.7		



LE MANS CUP

ROAD TO LE MANS



Road to Le Mans

92^o Edition des 24 Heures du Mans

Race 2

Final Classification by Category

No Team	Drivers	Car	Ty	Laps	Total Time	Gap	Best Lap		
							Lap	Time	Kph
Circuit Best Laps by Category									
LMP3	Laurents HÖRR	19/08/2021	3:44.352	218.6 Kph					
GT3	Riccardo AGOSTINI	12/06/2024	3:53.349	210.2 Kph					
Circuit Race Records by Category									
LMP3	Laurents HÖRR	19/08/2021	3:46.374	216.7 Kph					
GT3	Charles WEERTS	21/08/2021	3:54.340	209.3 Kph					

CAR 85 - TIME PENALTY OF 5 SEC. - STEWARDS DECISION Nr. 43
 CAR 91 - DRIVE THROUGH PENALTY CONVERTED INTO TIME PENALTY OF 35 SEC. - STEWARDS DECISION Nr. 44
 CAR 28 - STOP & GO CONVERTED INTO TIME PENALTY OF 40.106 SEC. - STEWARDS DECISION Nr. 46
 CAR 83 - STOP & GO CONVERTED INTO TIME PENALTY OF 1.60 SEC. - STEWARDS DECISION Nr. 47
 CAR 68 - STOP & GO CONVERTED INTO TIME PENALTY OF 186 SEC. - STEWARDS DECISION Nr. 50
 CAR 76 - STOP & GO CONVERTED INTO TIME PENALTY OF 96 SEC. - STEWARDS DECISION Nr. 51
 CAR 83 - STOP & GO CONVERTED INTO TIME PENALTY OF 197 SEC. - STEWARDS DECISION Nr. 52
 CAR 59 - TIME PENALTY OF 10 SEC. - STEWARDS DECISION Nr. 53
 CAR 68 - DRIVE THROUGH CONVERTED INTO TIME PENALTY OF 35 SEC. - STEWARDS DECISION Nr. 54
 CAR 68 - DISQUALIFIED - STEWARDS DECISION NR. 55
 CAR 67 - DISQUALIFIED - STEWARDS DECISION NR. 56
 CAR 8 - DRIVE THROUGH CONVERTED INTO TIME PENALTY OF 35 SEC. - STEWARDS DECISION Nr. 57
 CAR 12 - STOP & GO CONVERTED INTO TIME PENALTY OF 50 SEC. - STEWARDS DECISION Nr. 59

Track Temp: **14.70 °C** Air Temp: **16.30 °C** Track Status: **DRY**

Published at

Stewards		Timekeeper	
Peter Roberts	Richard Norbury	Filippo SALVADORI	