

BRIEFING NOTES MUGELLO ROUND, 27-28 SEPTEMBER 2024

Centre line	5.245 m	Openings of the track	Orange
Int 1 at	1.764 m	Scrutineering	Pit Entry Garage 20
Int 2 at	3.333 m	Sporting regulations	V3
Pit in at	389,9 m	Committee Decision	D011
Pit in to pit out	332 m	Timetable	V3
Lap by the pits	5.247,6 m	Circuit Map	V3 25.9.202418:06
Pole position	RHS	Drivers Season Notes	V1 – 11.04.2024 Team Information n°19
Grid formation between	T11 – T12	Team Managers Season Notes	V1 – 11.04.2024 Team Information n°19
Red flag line	Start line	Transfer Map	V2 – 25.09.2024 Team Information n°65
Race director signaling	RHS at The Line	Starting Process	V2 – 24.09.2024 Team Information n°64
Entering pit lane respect white line at	LHS	Race Control Location	Pit Building 1. Floor
Exiting pit lane respect white line at	LHS	Timekeeping Office	Pit Building 3. Floor
SC turn off the lights	T11-T12	RD Office	Pit Building 1. Floor
Minimum Pit Stop time	105 seconds	Stewards Office	Pit Building 1. Floor
Parc Fermé Race	Starting Grid	Track Limits Counter	TV Channel 6

The stewards will issue Bulletin 1.


- 1) We will use FIA compliant digital lights red, green, blue and yellow lights around the track during sessions and the race to complement the flags. In case of discrepancy between physical flags and digital panels signals, the most restrictive signal must be obeyed to.
- 2) If it rains, painted areas and Astroturf adjacent to the track will always entail less grip than the asphalt, kerbs included. Track verges always take longer to dry than the track surface.
- 3) Track limits will be monitored at all times especially **but not only at** T5, T11 and T14.
- 4) Any track limit reported at T15 will entail with the loss of the current lap as well as the next lap.
- 5) Any car suffering from a tire puncture leading to bodywork damages (and only for this reason) will be allowed to use the shortcut from Turn 7 right hand side into the pit lane. It is the responsibility of the driver to make that it is safe to enter the pit lane.
- 6) For all sessions, access to both working and fast lanes will only be possible once instruction has been given by race control. Parking with an angle in the working lane will not be permitted.
- 7) At the end of all sessions, trolleys may return to the paddock only once instructed by Race Control.
- 8) At the end of the GT3 qualifying session, GT3 teams trolleys will be allowed to return to the paddock. All trolleys should be out of the pit lane no later than 5 minutes after the chequered flag.
- 9) During the formation laps, weaving to warm tires up is allowed until Turn 11, of the second formation lap. From this point onwards, drivers must assume their grid positions and no more weaving will be allowed.
- 10) The SC will be deployed at pit exit, and at the end of the procedure it will turn out the yellow lights between T11 and T12 and will exit the track by the pit entry. Be reminded that at the restart, overtaking is strictly forbidden until you cross the Line.
- 11) If at any given moment the SC has to bring the field by the pit lane, for your help we will inform via the timing monitors and with a sign board at the **right-hand side of T15 entry** that the SC will bring all cars by the pit lane.
- 12) During the SC operation, and once in line behind the SC, cars may weave in order to minimize the loss of tire temperature, except in the area or areas affected by debris or people working on the track, where all cars must line up. In this/these area/s tire warming is not allowed.
- 13) The cars that are under the podium will be pushed back to scrutineering by the team after the podium procedures, under the surveillance of a scrutineer. Please ensure mechanics stay after the podium ceremony to assist with this procedure.
- 14) Cars selected for scrutineering will be noted via radio and timing monitors.
- 15) After taking the chequered flag, all cars will complete a cool down lap and divide in 2 groups:
 - a. Cars selected for scrutineering and winner of each category will enter the pit lane
 - b. All other cars will proceed to the starting grid and park in line under the instructions of the officials
- 16) Refuelling and Tyre Change tests will be conducted after Free Practice 2. No engine must be fired up after 18:30.



Gwen BOURCIER
Michelin Le Mans Cup Race Director

Mugello, 26/09/2024





2024 MUGELLO ROUND

DRIVERS AND TEAM MANAGERS BRIEFING

26.09.2024



LE MANS CUP



ROUND 05 MUGELLO



OFFICIALS

RACE CONTROL



Eduardo FREITAS
ELMS Race Director



Gwen BOURCIER
MLMC Race Director



Ronnie ANDERSEN
LES Race Director



Yaiza BONET
Race Director Assistant



Pedro COUCEIRO



Gwendal OHLMANN
ACO Safety Car Driver



Bruno FRANCESCHINI

TECHNICAL DELEGATES



Lucien MONTE



Christian BRUHNKE

PIT LANE



Alban LEGARCON



Brian BAILEY

TIMEKEEPING



Filippo SALVADORI

STEWARDS



Peter ROBERTS
MLMC Chairman of the Stewards



Michael SCHWAEGERL
ELMS & MLMC 1st Member of the Stewards



Carol SLENZAK
Secretary of the Stewards



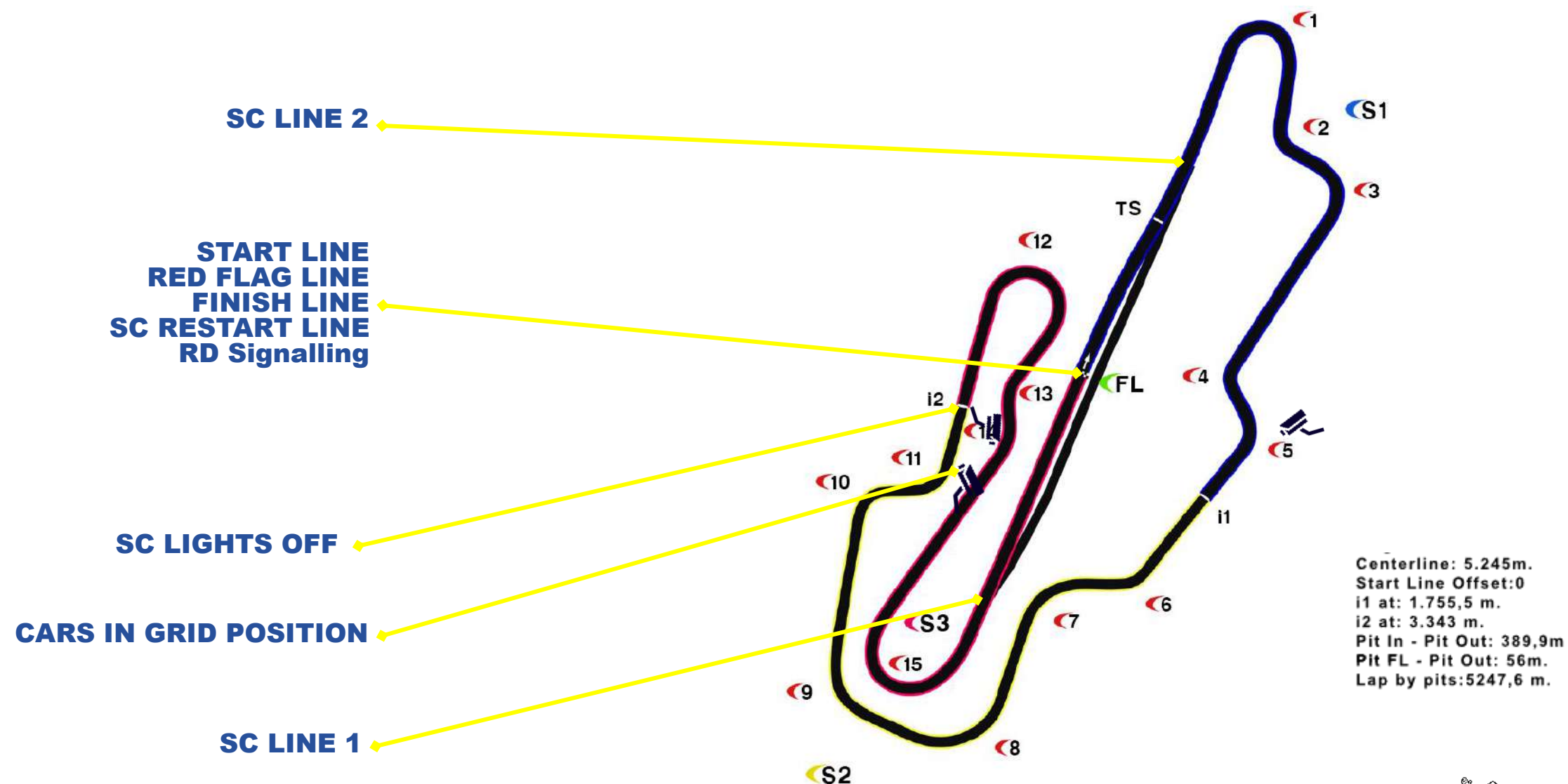
Yannick DALMAS
Driver Advisor

NATIONAL OFFICIALS

- **COC:** Antonio Canu
- **Nat. Steward:** Valerio Brizzolari

TRACK MAP

[v325.9.202418:06]



Centerline: 5.245m.
Start Line Offset:0
i1 at: 1.755,5 m.
i2 at: 3.343 m.
Pit In - Pit Out: 389,9m
Pit FL - Pit Out: 56m.
Lap by pits:5247,6 m.


PIT LANE MAP



PIT ENTRY



PIT ENTRY – SC LINE 1




60KPH SPEED LIMITS START



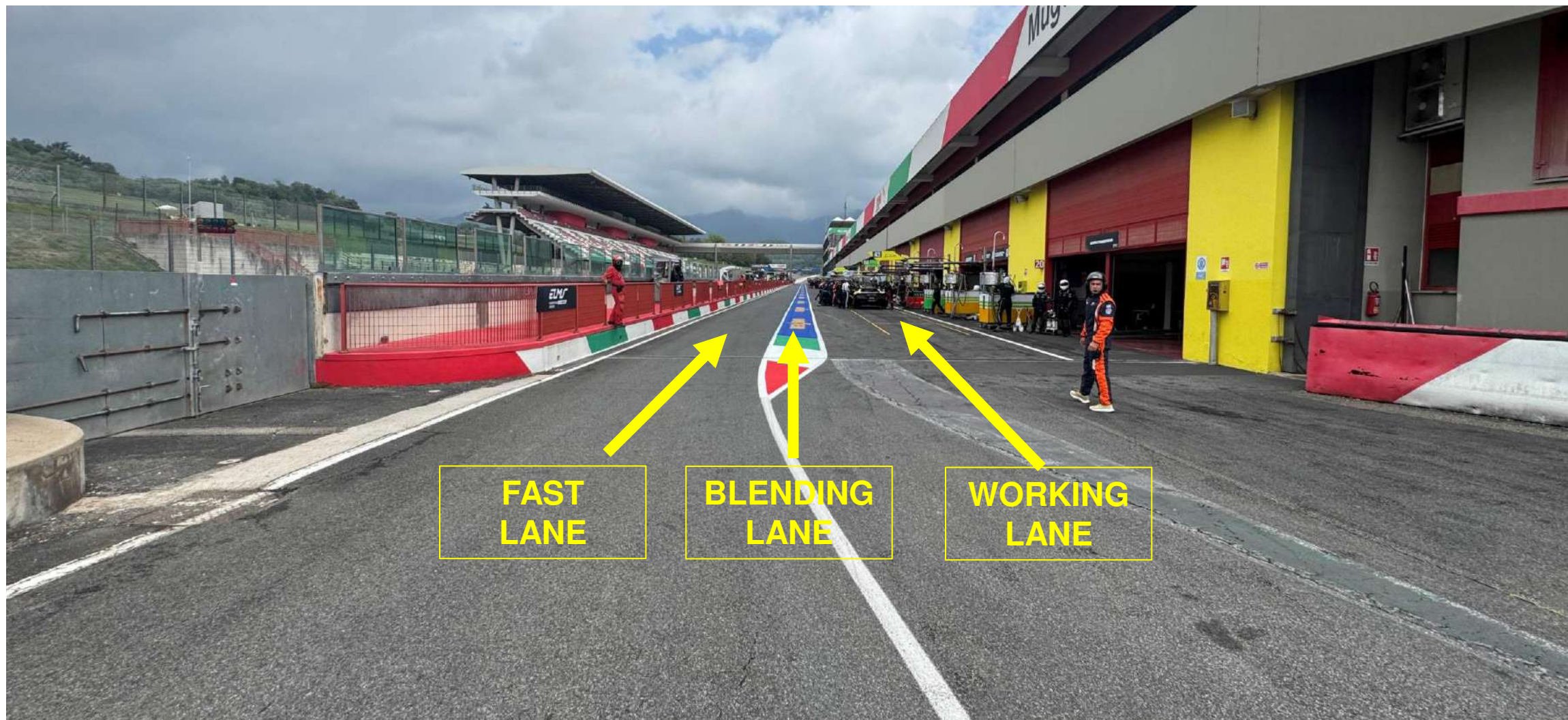
WORKING LIMITS



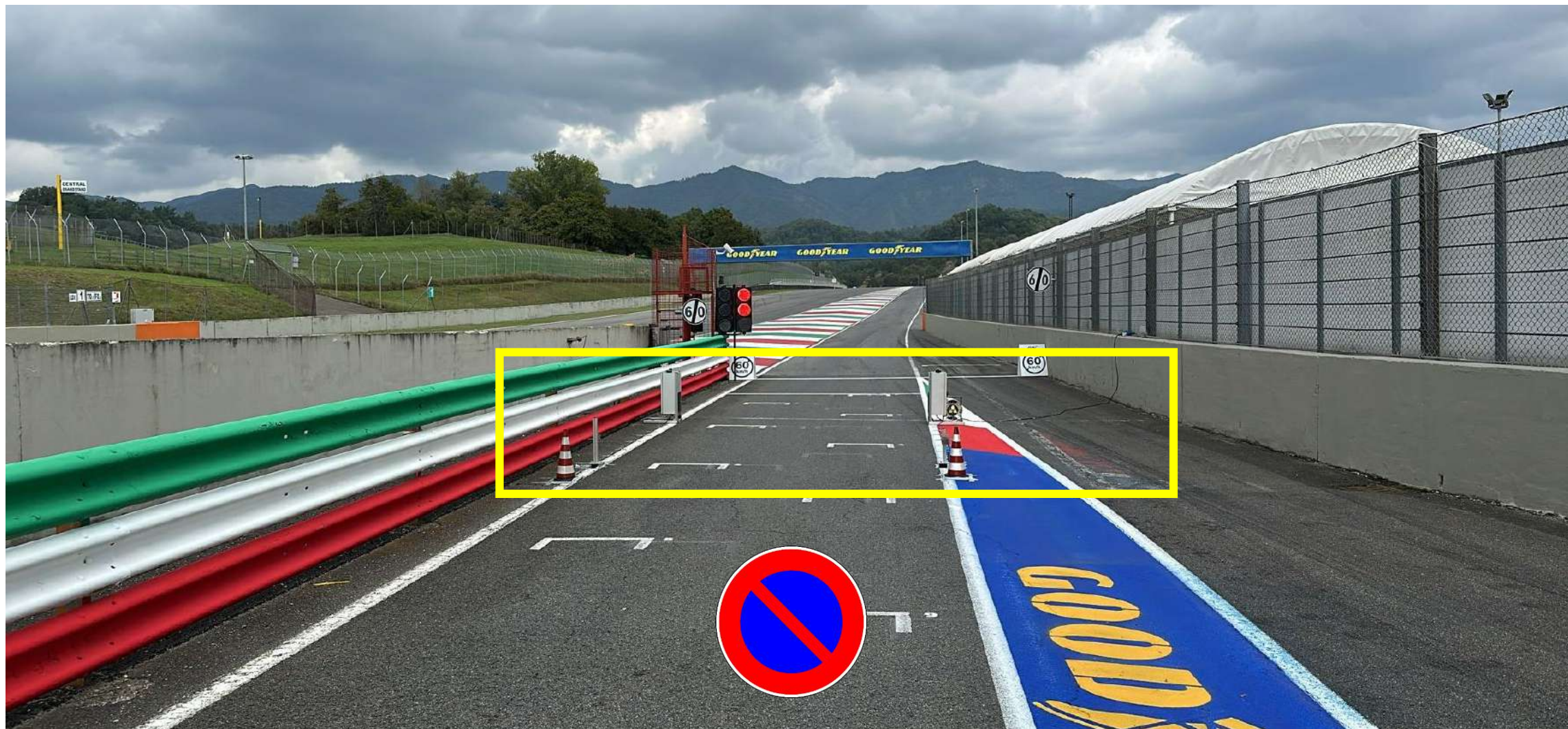
WORKING LIMITS START



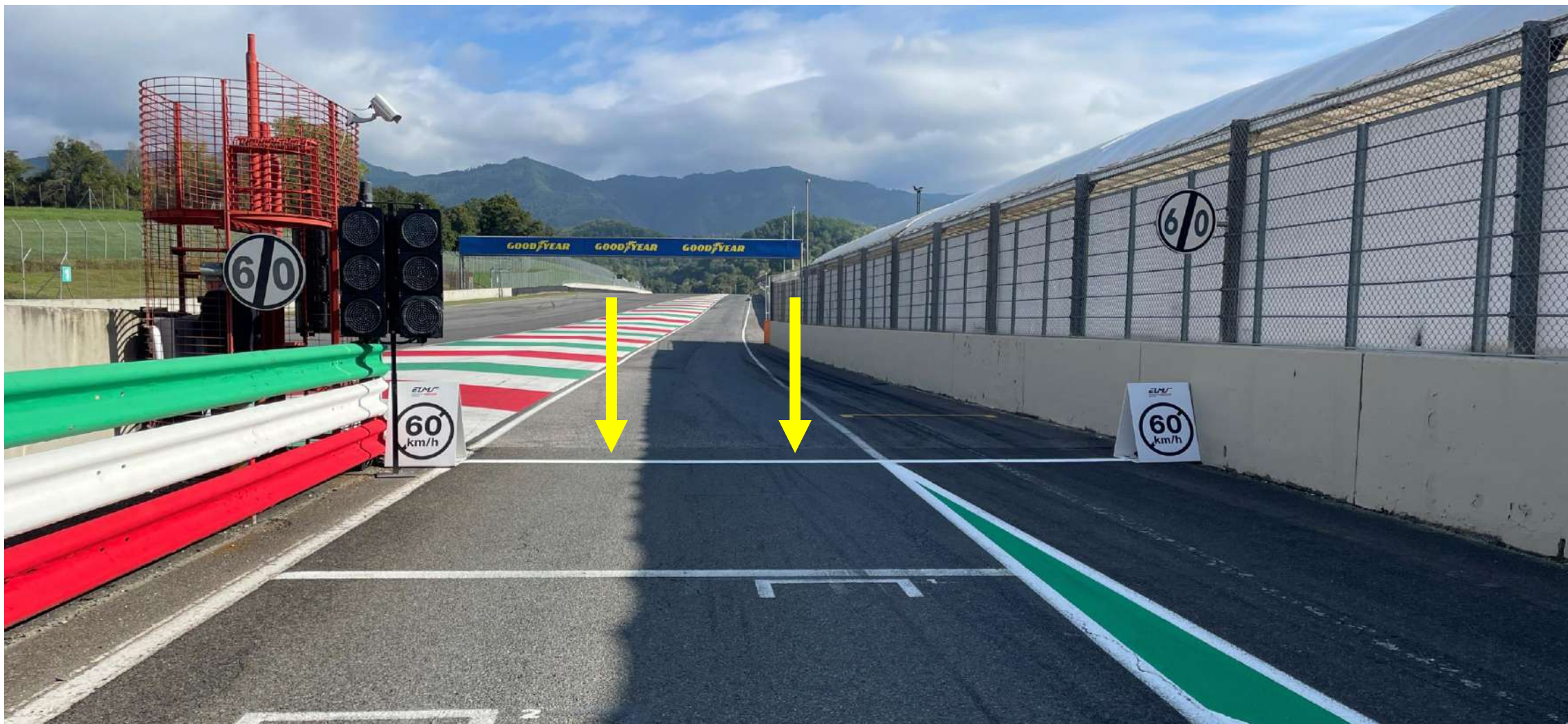
PIT LANE AREAS



RFID STATIONS



PIT EXIT –SPEED LIMIT / WORKING LIMITS



PIT STOP TIME REFERENCE TIME [PIT IN – PIT OUT]



105sec



WORKING LIMITS



PIT EXIT ROAD



PIT EXIT ROAD – SC LINE 2



MARSHAL POSTS – DIGITAL PANELS - OPENINGS



DETERRENTS - T2-T3 / T4-T5 / T11 / T13-T14



TRACK LIMITS




SHORTCUT T7


IF YOU HAVE A **FLAT TYRE** YOU CAN TAKE THE
SHORT UT AT T7 TO COME BACK TO THE PIT
!!! ONLY ALLOWED IN CASE OF FLAT TYRE!!!



THE LINE – SC RESTART – RD SIGNALLING - START LINE – LIGHTS – RD REPEATER



POST QUALIFYING SESSION PROCEDURE



FULL COURSE YELLOW



COUNTDOWN 10 > 0

KEEP THE SAME GAP TO THE CAR IN FRONT AND BEHIND
SPEED LIMIT 80kph



RED FLAG – PRACTICE SESSIONS



- RD will announce RED FLAG on radio
- All cars must reduce the speed to 80 Kph & head to the pit lane


RED FLAG - RACE



- RD will announce RED FLAG on radio
- All cars must head to the start line and park in a line
- Mechanic [Red Armband] access to the grid via Gate in front of **Garages 4-5**

SAFETY CAR

LEADER TO SLOW DOWN TO SC SPEED



NO OVERTAKE
5 CARS LENGTH GAPS NO ERRATIC DRIVING OR
UNNECESSARILY SLOW

SAFETY CAR




If the leader is not right behind the Safety Car, green lights on the safety car will be illuminated to instruct cars to overtake the safety car and rejoin the queue as quick and as safe as possible.

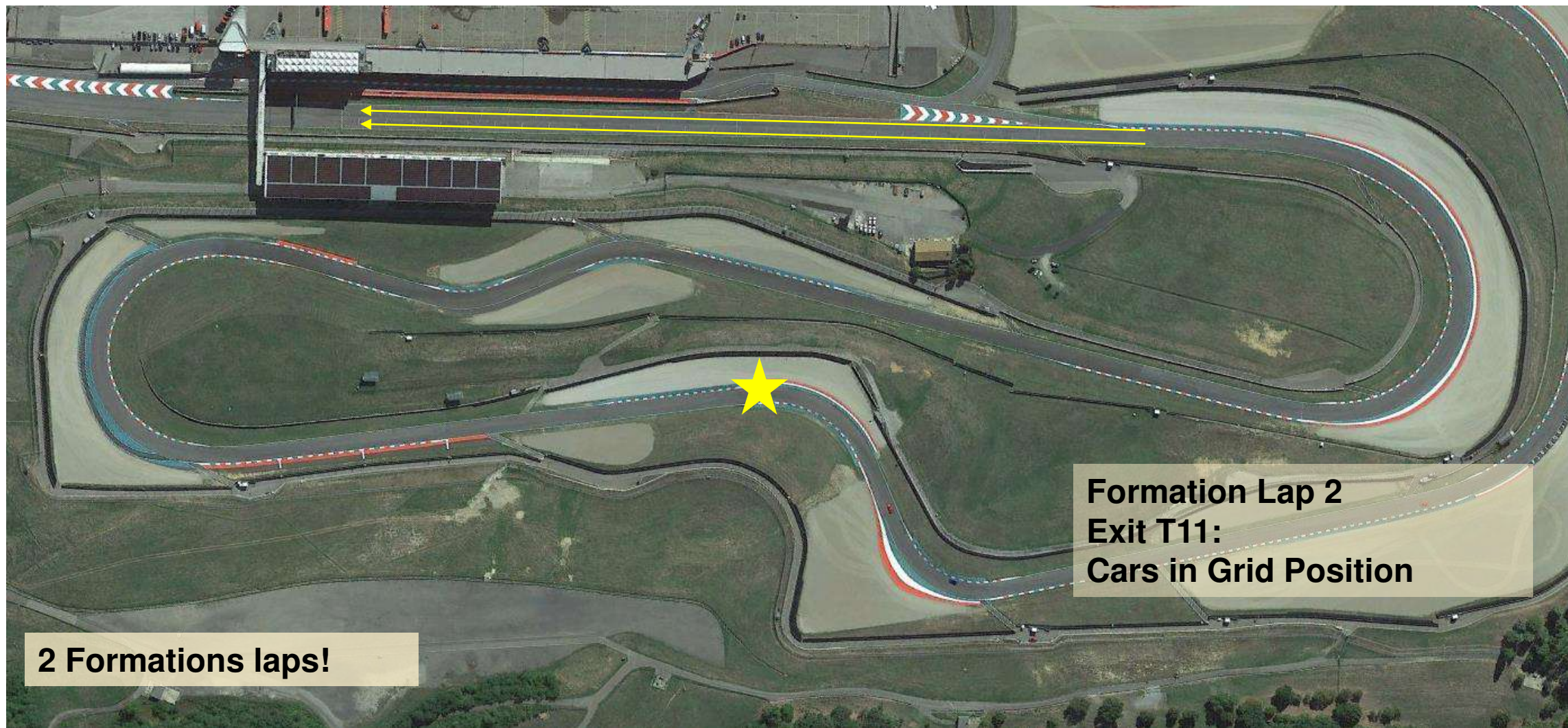
If you encounter an issue behind Safety Car and can't keep the 5 cars length gap, please move to the side to clearly indicate the drivers behind you that they can overtake.

DOUBLE YELLOW FLAGS

In both SC, FCY AND RED FLAG procedures, any Marshal Post(s) that has any intervention in his sector will signal with double waved yellow and the relevant board



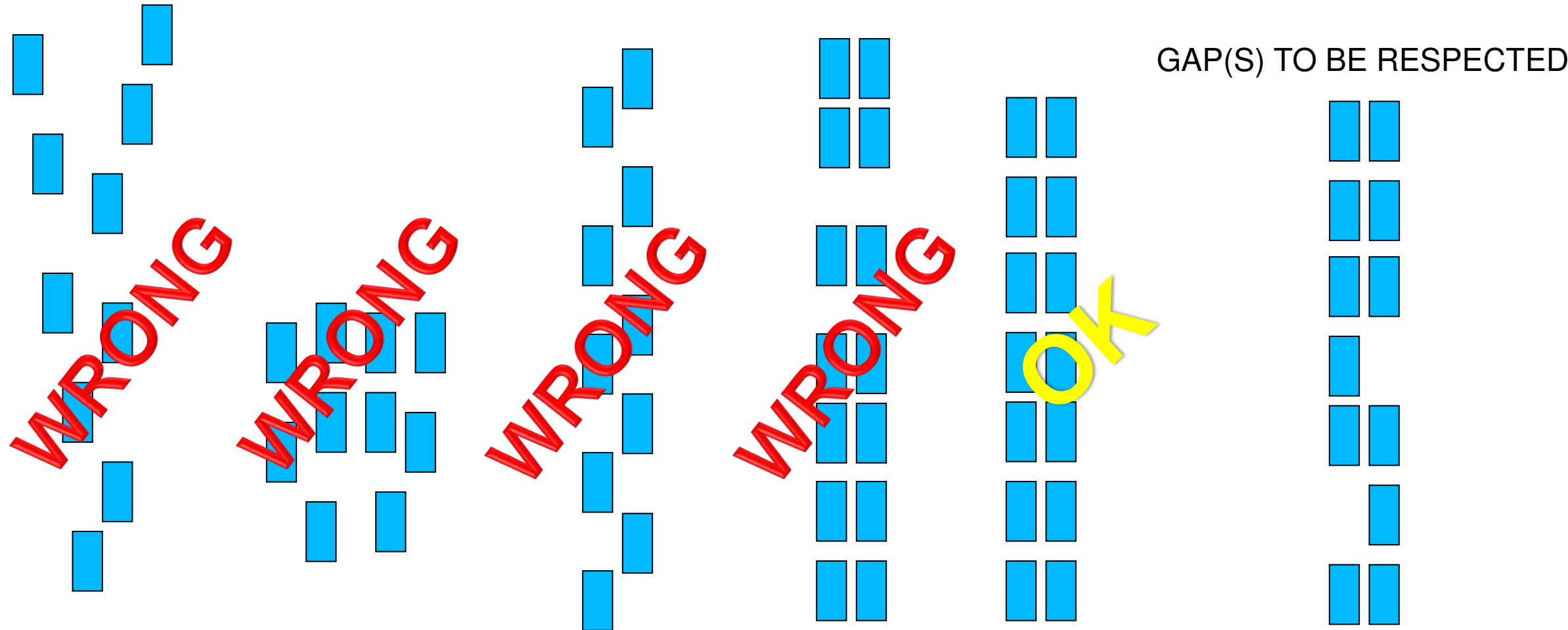
RACE START




Formation Lap 2
Exit T11:
Cars in Grid Position

2 Formations laps!

RACE START

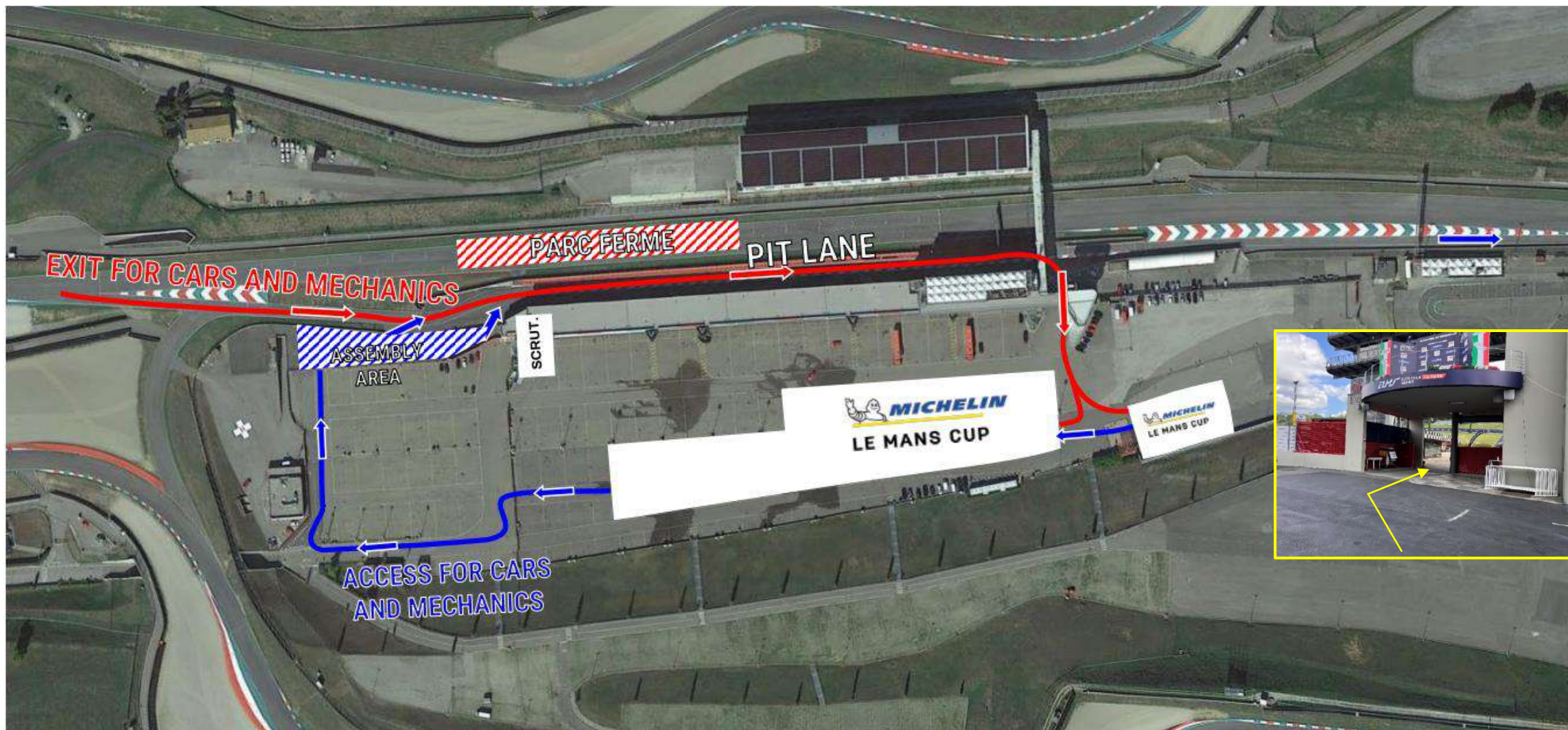


RACE START

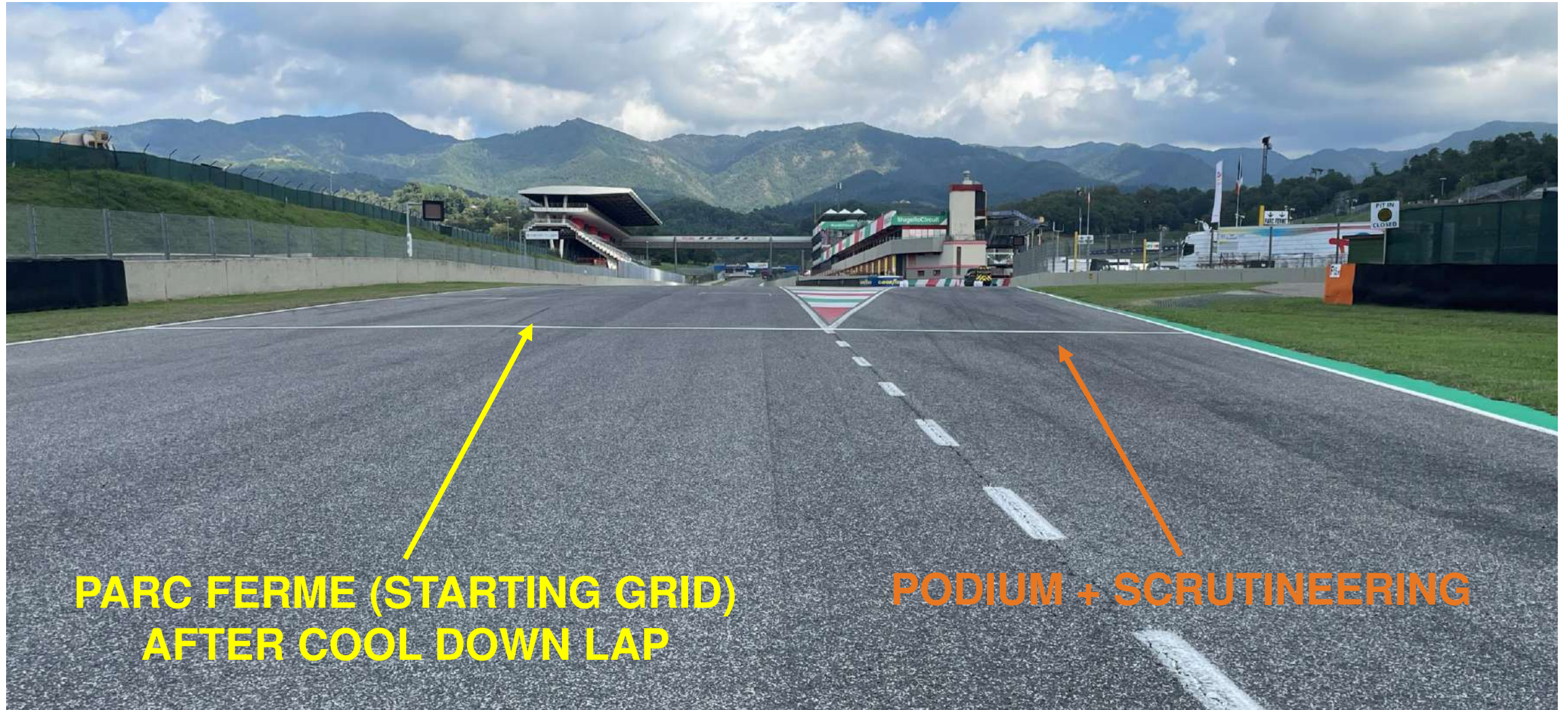


NO OVERTAKING / STAY IN LINE
BEFORE RACE START SIGNAL (RED LIGHTS OFF)
AND CROSSING THE START LINE

TRANSFER MAP [V2]



END OF RACE



QUESTIONS



HAVE A GOOD RACE

TEAM MANAGERS TO STAY



GENERAL EVENT INFORMATION



TIMETABLE V3



MLMC SPORTING REGULATIONS V3



MLMC COMMITTEE DECISION N°11 AMENDED



OTHER RACES: ELMS / LES / PCCF



TRACK LIMITS COUNTER PAGE 6 (CAMERA DETECTION)



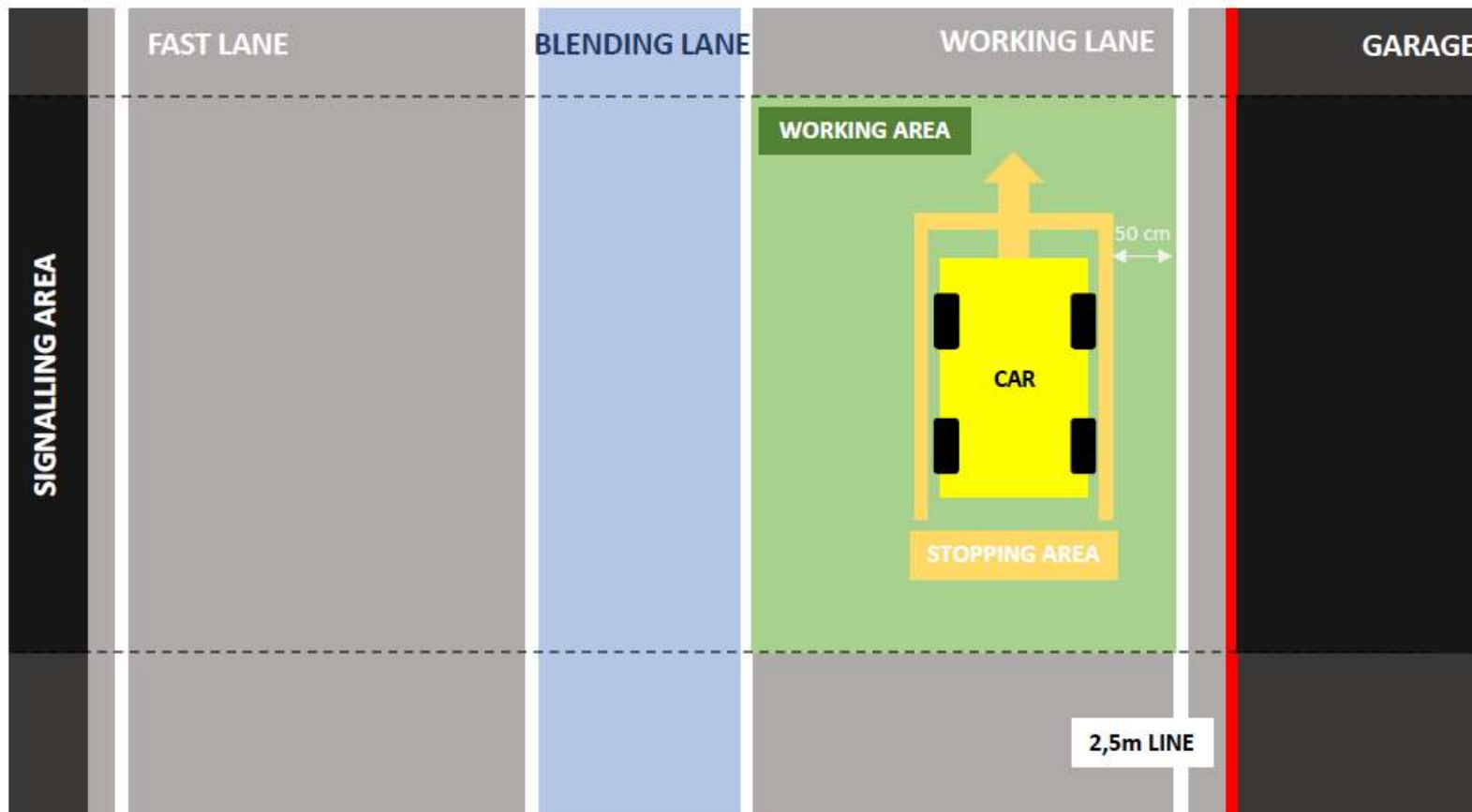
- Discord should be online 10min prior the session
- Discord pseudo for the Team Manager NUMBER OF CAR_NAME OF THE TEAM
- Reports: TOD / LOCATION / CAR(S) NUMBER(S) / INCIDENT
- No Private Message during all sessions

Pit wall radio will be tested 5mins before each session



PIT LANE

THE CAR CONTROLLER (LOLLIPOP MAN) IS RESPONSIBLE FOR THE CONTROL OF THE PIT STOP & ITS SAFETY
NOT ALLOWED TO DO ANY OTHER OPERATION.



- **NO** Parking with a 45° angle accepted.
- **QUALIFYING:** Access to fast lane on RC instructions.

STARTING PROCESS – V2

FREE PRACTICE 1 - FRIDAY 27 SEPTEMBER

Trolleys can access the Assembly Area.	09:25
Cars can access the Assembly Area.	09:30
All mechanics & trolleys must be parked at the front of the Assembly Area.	09:40
All cars must be in the Assembly area.	09:45
Trolleys enter the pit lane.	09:45
Cars enter the pit lane.	09:47
Session start.	09:50

FREE PRACTICE 2 - FRIDAY 27 SEPTEMBER

Trolleys can access the Assembly Area.	17:20
Cars can access the Assembly Area.	17:25
All mechanics & trolleys must be parked at the front of the Assembly Area.	17:35
All cars must be in the Assembly area.	17:40
Trolleys enter the pit lane.	17:40
Cars enter the pit lane.	17:42
Session start.	17:45


BRONZE DRIVER COLLECTIVE TEST - FRIDAY 27 SEPTEMBER

Trolleys can access the Assembly Area.	14:15
Cars can access the Assembly Area.	14:20
All mechanics & trolleys must be parked at the front of the Assembly Area.	14:30
All cars must be in the Assembly area.	14:35
Trolleys enter the pit lane.	14:35
Cars enter the pit lane.	14:37
Session start.	14:40

QUALIFYING SESSIONS - GT3 AND LMP3 - SATURDAY 28 SEPTEMBER

Trolleys can access the Assembly Area.	11:35
Cars can access the Assembly Area.	11:40
All mechanics & trolleys must be parked at the front of the Assembly Area.	11:50
All cars must be in the Assembly area.	11:55
Trolleys enter the pit lane.	11:55
Cars enter the pit lane.	11:57
Session start.	12:00

ACCESS TO RACE CONTROL



FIRST FLOOR:

- RACE CONTROL
- STEWARDS
- RACE DIRECTOR OFFICE

THIRD FLOOR

- TIMEKEEPING

**HAVE A GOOD RACE
DO NOT HESITATE:
+33 6 23 43 49 97
g.bourcier@ext.lemans.org**