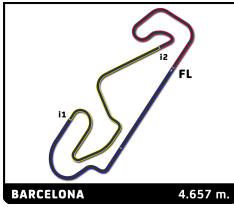


**LE MANS CUP**

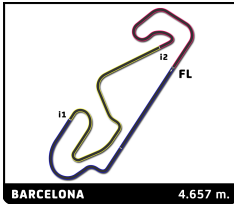


**Michelin Le Mans Cup  
Barcelona Round  
Free Practice 2**

**Pit Stop Analysis**

No	In Time	In Driver	Out Time	Out Driver	Pit Time	T. Pit Time	No	In Time	In Driver	Out Time	Out Driver	Pit Time	T. Pit Time	
<b>4</b>	<b>Nielsen Racing</b> Duqueine D09 - Toyota LMP3							1	17:41:00.000	S. MORENO	17:42:20.617	N. HANTKE	1:20.617	1:20.617
	1	17:41:00.000	J. CARANTA	17:41:35.643	J. CARANTA	35.643	35.643	2	17:49:42.398	N. HANTKE	17:52:22.791	S. MORENO	2:40.393	4:01.010
	2	18:06:33.284	J. CARANTA	18:10:36.892	M. PITAMBER	4:03.608	4:39.251	3	18:05:09.248	S. MORENO	18:07:37.784	N. HANTKE	2:28.536	6:29.546
	3	18:20:39.998	M. PITAMBER	18:34:35.677	M. PITAMBER	13:55.679	18:34.930	4	18:16:29.181	N. HANTKE	18:34:46.761	S. MORENO	18:17.580	24:47.126
<b>5</b>	<b>23Events Racing</b> Ligier JS P325 - Toyota LMP3							1	17:41:00.000	I. BARASHI	17:41:45.813	I. BARASHI	45.813	45.813
	1	17:41:00.000	I. BARASHI	17:41:45.813	I. BARASHI	45.813	45.813	2	17:53:37.935	I. BARASHI	17:55:47.198	I. BARASHI	2:09.263	2:55.076
	2	17:53:37.935	I. BARASHI	17:55:47.198	I. BARASHI	2:09.263	2:55.076	3	18:02:47.391	I. BARASHI	18:05:35.562	M. SEGRE	2:48.171	5:43.247
	3	18:02:47.391	I. BARASHI	18:05:35.562	M. SEGRE	2:48.171	5:43.247	4	18:16:08.177	M. SEGRE	18:35:00.526	M. SEGRE	18:52.349	24:35.596
	4	18:16:08.177	M. SEGRE	18:35:00.526	M. SEGRE	18:52.349	24:35.596							
<b>6</b>	<b>ANS Motorsport</b> Ligier JS P325 - Toyota LMP3							1	17:41:00.000	M. KRISTENSEN H I A N	17:42:57.932	A. PAVIE	1:57.932	1:57.932
	1	17:41:00.000	M. KRISTENSEN H I A N	17:42:57.932	A. PAVIE	1:57.932	1:57.932	2	17:45:10.756	A. PAVIE	17:47:52.046	M. KRISTENSEN H I A N	2:41.290	4:39.222
	2	17:45:10.756	A. PAVIE	17:47:52.046	M. KRISTENSEN H I A N	2:41.290	4:39.222	3	18:05:07.092	M. KRISTENSEN H I A N	18:07:43.488	M. KRISTENSEN H I A N	2:36.396	7:15.618
	3	18:05:07.092	M. KRISTENSEN H I A N	18:07:43.488	M. KRISTENSEN H I A N	2:36.396	7:15.618	4	18:16:15.156	M. KRISTENSEN H I A N	18:34:08.040	A. PAVIE	17:52.884	25:08.502
	4	18:16:15.156	M. KRISTENSEN H I A N	18:34:08.040	A. PAVIE	17:52.884	25:08.502							
<b>7</b>	<b>Nielsen Racing</b> Duqueine D09 - Toyota LMP3							1	17:41:00.000	W. BRICHACEK	17:41:36.760	W. BRICHACEK	36.760	36.760
	1	17:41:00.000	W. BRICHACEK	17:41:36.760	W. BRICHACEK	36.760	36.760	2	18:04:53.864	W. BRICHACEK	18:07:59.059	M. BELL	3:05.195	3:41.955
	2	18:04:53.864	W. BRICHACEK	18:07:59.059	M. BELL	3:05.195	3:41.955	3	18:18:46.732	M. BELL	18:34:55.133	M. BELL	16:08.401	19:50.356
	3	18:18:46.732	M. BELL	18:34:55.133	M. BELL	16:08.401	19:50.356							
<b>8</b>	<b>BWT Muecke Motorsport</b> Duqueine D09 - Toyota LMP3							1	17:41:00.000	M. PLUSCHKELL	17:41:24.616	M. ANGELARD	24.616	24.616
	1	17:41:00.000	M. PLUSCHKELL	17:41:24.616	M. ANGELARD	24.616	24.616	2	17:58:58.159	M. ANGELARD	18:01:16.049	M. PLUSCHKELL	2:17.890	2:42.506
	2	17:58:58.159	M. ANGELARD	18:01:16.049	M. PLUSCHKELL	2:17.890	2:42.506	3	18:13:26.760	M. PLUSCHKELL	18:17:12.813	M. PLUSCHKELL	3:46.053	6:28.559
	3	18:13:26.760	M. PLUSCHKELL	18:17:12.813	M. PLUSCHKELL	3:46.053	6:28.559	4	18:20:07.529	M. PLUSCHKELL	18:34:51.357	M. ANGELARD	14:43.828	21:12.387
	4	18:20:07.529	M. PLUSCHKELL	18:34:51.357	M. ANGELARD	14:43.828	21:12.387							
<b>9</b>	<b>ANS Motorsport</b> Ligier JS P325 - Toyota LMP3							1	17:41:00.000	L. IGLESIAS	17:42:25.329	L. IGLESIAS	1:25.329	1:25.329
	1	17:41:00.000	L. IGLESIAS	17:42:25.329	L. IGLESIAS	1:25.329	1:25.329	2	17:44:36.118	L. IGLESIAS	17:46:41.694	M. DODDS	2:05.576	3:30.905
	2	17:44:36.118	L. IGLESIAS	17:46:41.694	M. DODDS	2:05.576	3:30.905	3	18:08:54.400	M. DODDS	18:14:03.108	L. IGLESIAS	5:08.708	8:39.613
	3	18:08:54.400	M. DODDS	18:14:03.108	L. IGLESIAS	5:08.708	8:39.613							
<b>10</b>	<b>Racing Spirit of Leman</b> Aston Martin Vantage AMR GT3 Evo GT3							1	17:41:00.000	P. SAGER	17:42:33.980	V. HASSE CLOT	1:33.980	1:33.980
	1	17:41:00.000	P. SAGER	17:42:33.980	V. HASSE CLOT	1:33.980	1:33.980	2	17:55:15.369	V. HASSE CLOT	17:57:25.642	P. SAGER	2:10.273	3:44.253
	2	17:55:15.369	V. HASSE CLOT	17:57:25.642	P. SAGER	2:10.273	3:44.253	3	18:14:18.087	P. SAGER	18:17:02.556	P. SAGER	2:44.469	6:28.722
	3	18:14:18.087	P. SAGER	18:17:02.556	P. SAGER	2:44.469	6:28.722	4	18:19:52.488	P. SAGER	18:34:43.633	P. SAGER	14:51.145	21:19.867
	4	18:19:52.488	P. SAGER	18:34:43.633	P. SAGER	14:51.145	21:19.867							
<b>11</b>	<b>Code Racing Development</b> Aston Martin Vantage AMR GT3 Evo GT3							1	17:41:00.000	S. MORENO	17:42:20.617	N. HANTKE	1:20.617	1:20.617
	1	17:41:00.000	S. MORENO	17:42:20.617	N. HANTKE	1:20.617	1:20.617	2	17:49:42.398	N. HANTKE	17:52:22.791	S. MORENO	2:40.393	4:01.010
	2	17:49:42.398	N. HANTKE	17:52:22.791	S. MORENO	2:40.393	4:01.010	3	18:05:09.248	S. MORENO	18:07:37.784	N. HANTKE	2:28.536	6:29.546
	3	18:05:09.248	S. MORENO	18:07:37.784	N. HANTKE	2:28.536	6:29.546	4	18:16:29.181	N. HANTKE	18:34:46.761	S. MORENO	18:17.580	24:47.126
	4	18:16:29.181	N. HANTKE	18:34:46.761	S. MORENO	18:17.580	24:47.126							
<b>12</b>	<b>Brutal Fish Campos Racing</b> Ligier JS P325 - Toyota LMP3							1	17:41:00.000	A. ROGEON	17:45:51.681	A. RABER	4:51.681	4:51.681
	1	17:41:00.000	A. ROGEON	17:45:51.681	A. RABER	4:51.681	4:51.681	2	18:03:05.480	A. RABER	18:05:46.676	A. ROGEON	2:41.196	7:32.877
	2	18:03:05.480	A. RABER	18:05:46.676	A. ROGEON	2:41.196	7:32.877	3	18:20:55.580	A. ROGEON	18:34:56.352	A. ROGEON	14:00.772	21:33.649
	3	18:20:55.580	A. ROGEON	18:34:56.352	A. ROGEON	14:00.772	21:33.649							
<b>15</b>	<b>Vector Sport RLR</b> Ligier JS P325 - Toyota LMP3							1	17:41:00.000	G. GOMEZ AZZA	17:43:31.991	G. GOMEZ AZZA	2:31.991	2:31.991
	1	17:41:00.000	G. GOMEZ AZZA	17:43:31.991	G. GOMEZ AZZA	2:31.991	2:31.991	2	18:02:40.622	G. GOMEZ AZZA	18:08:04.179	G. GOMEZ AZZA	5:23.557	7:55.548
	2	18:02:40.622	G. GOMEZ AZZA	18:08:04.179	G. GOMEZ AZZA	5:23.557	7:55.548	3	18:18:47.811	G. GOMEZ AZZA	18:34:13.013	C. NOBLE	15:25.202	23:20.750
	3	18:18:47.811	G. GOMEZ AZZA	18:34:13.013	C. NOBLE	15:25.202	23:20.750							
<b>16</b>	<b>Ajith Redant by Virage</b> Ligier JS P325 - Toyota LMP3 Pro/Am							1	17:41:00.000	A. KUMAR	17:41:52.842	A. KUMAR	52.842	52.842
	1	17:41:00.000	A. KUMAR	17:41:52.842	A. KUMAR	52.842	52.842	2	18:17:26.933	A. KUMAR	18:34:26.511	R. VOZNIK	16:59.578	17:52.420
	2	18:17:26.933	A. KUMAR	18:34:26.511	R. VOZNIK	16:59.578	17:52.420							
<b>17</b>	<b>Kessel Racing</b> Ferrari 296 GT3 Evo GT3							1	17:41:00.000	L. INNOCENTI	17:41:15.494	D. FUMANELLI	15.494	15.494
	1	17:41:00.000	L. INNOCENTI	17:41:15.494	D. FUMANELLI	15.494	15.494	2	17:43:38.880	D. FUMANELLI	17:46:16.631	D. FUMANELLI	2:37.751	2:53.245
	2	17:43:38.880	D. FUMANELLI	17:46:16.631	D. FUMANELLI	2:37.751	2:53.245	3	17:57:08.140	D. FUMANELLI	17:59:41.038	L. INNOCENTI	2:32.898	5:26.143
	3	17:57:08.140	D. FUMANELLI	17:59:41.038	L. INNOCENTI	2:32.898	5:26.143	4	18:18:15.807	L. INNOCENTI	18:34:15.799	L. INNOCENTI	15:59.992	21:26.135
	4	18:18:15.807	L. INNOCENTI	18:34:15.799	L. INNOCENTI	15:59.992	21:26.135							
<b>19</b>	<b>Brutal Fish Campos Racing</b> Ligier JS P325 - Toyota LMP3							1	17:41:00.000	M. RYBA	17:45:18.398	M. RYBA	4:18.398	4:18.398
	1	17:41:00.000	M. RYBA	17:45:18.398	M. RYBA	4:18.398	4:18.398	2	18:00:47.631	M. RYBA	18:03:26.100	L. FLUXA CROSS	2:38.469	6:56.867
	2	18:00:47.631	M. RYBA	18:03:26.100	L. FLUXA CROSS	2:38.469	6:56.867							
<b>20</b>	<b>High Class Racing</b> Ligier JS P325 - Toyota LMP3							1	17:41:00.000	P. LINDBERG	17:41:43.370	P. LINDBERG	43.370	43.370
	1	17:41:00.000	P. LINDBERG	17:41:43.370	P. LINDBERG	43.370	43.370	2	18:02:43.458	P. LINDBERG	18:05:24.790	L. RIED	2:41.332	3:24.702
	2	18:02:43.458	P. LINDBERG	18:05:24.790	L. RIED	2:41.332	3:24.702	3	18:19:59.683	L. RIED	18:34:36.860	L. RIED	14:37.177	18:01.879
	3	18:19:59.683	L. RIED	18:34:36.860	L. RIED	14:37.177	18:01.879							
<b>21</b>	<b>Kessel Racing</b> Ferrari 296 GT3 Evo GT3							1	17:41:00.000	O. RYNDZIEWICZ	17:41:29.531	G. ALTOE	29.531	29.531
	1	17:41:00.000	O. RYNDZIEWICZ	17:41:29.531	G. ALTOE	29.531	29.531	2	17:55:52.917	G. ALTOE	17:58:44.788	G. ALTOE	2:51.871	3:21.402
	2	17:55:52.917	G. ALTOE	17:58:44.788	G. ALTOE	2:51.871	3:21.402	3	18:05:49.646	G. ALTOE	18:08:27.519	G. ALTOE	2:37.873	5:59.275
	3	18:05:49.646	G. ALTOE	18:08:27.519	G. ALTOE	2:37.873	5:59.275	4	18:15:32.517	G. ALTOE	18:34:50.008	G. ALTOE	19:17.491	25:16.766
	4	18:15:32.517	G. ALTOE	18:34:50.008	G. ALTOE	19:17.491	25:16.766							





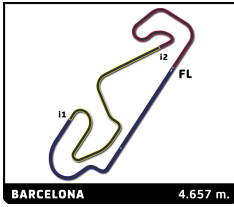
**Michelin Le Mans Cup**  
**Barcelona Round**  
**Free Practice 2**

**Pit Stop Analysis**

No	In Time	In Driver	Out Time	Out Driver	Pit Time	T. Pit Time	No	In Time	In Driver	Out Time	Out Driver	Pit Time	T. Pit Time	
<b>22</b>	<b>Trajectus Motorsport</b> Ligier JS P325 - Toyota LMP3							<b>36</b>	<b>Ajith Redant Racing</b> Ligier JS P325 - Toyota LMP3					
1	17:41:00.000	A. VIEIRA	17:42:23.796	M. POULET	1:23.796	1:23.796	1	17:41:00.000	A. PATEL	17:42:52.839	N. KARTHIKEYAN	1:52.839	1:52.839	
<b>23</b>	<b>Biogas Motorsport</b> Ferrari 296 GT3 GT3							2	18:00:28.900	N. KARTHIKEYAN	18:03:09.931	A. PATEL	2:41.031	4:33.870
1	17:41:00.000	J. MAYOLA COMANIDA	17:42:38.712	J. MAYOLA COMANIDA	1:38.712	1:38.712	3	18:05:08.557	A. PATEL	18:13:45.561	A. PATEL	8:37.004	13:10.874	
2	17:52:03.940	J. MAYOLA COMANIDA	17:54:58.919	J. MAYOLA COMANIDA	2:54.979	4:33.691	4	18:19:56.054	A. PATEL	18:34:59.101	N. KARTHIKEYAN	15:03.047	28:13.921	
3	18:09:41.992	J. MAYOLA COMANIDA	18:11:37.771	M. CAROL VRADDA	1:55.779	6:29.470								
4	18:17:03.470	M. CAROL VRADDA	18:35:05.106	M. CAROL VRADDA	18:01.636	24:31.106								
<b>24</b>	<b>Racing Spirit of Lemn</b> Ligier JS P325 - Toyota LMP3 Pro/Am							<b>43</b>	<b>Inter Europol Competition</b> Ligier JS P325 - Toyota LMP3					
1	17:41:00.000	C. GISY	17:42:03.818	O. KRISTENSEN	1:03.818	1:03.818	1	17:41:00.000	C. DANNEMAND INDGENSEN	17:41:31.712	C. DANNEMAND INDGENSEN	31.712	31.712	
2	17:56:15.969	O. KRISTENSEN	18:02:16.504	O. KRISTENSEN	6:00.535	7:04.353	2	17:48:16.248	C. DANNEMAND INDGENSEN	17:50:45.968	C. DANNEMAND INDGENSEN	2:29.720	3:01.432	
3	18:09:06.892	O. KRISTENSEN	18:11:21.093	O. KRISTENSEN	2:14.201	9:18.554	3	18:02:54.454	C. DANNEMAND INDGENSEN	18:05:17.559	C. DANNEMAND INDGENSEN	2:23.105	5:24.537	
4	18:16:30.471	O. KRISTENSEN	18:34:38.000	C. GISY	18:07.529	27:26.083	4	18:13:56.409	C. DANNEMAND INDGENSEN	18:16:56.097	W. KARLSSON	2:59.688	8:24.225	
							5	18:19:27.358	W. KARLSSON	18:34:27.768	W. KARLSSON	15:00.410	23:24.635	
<b>26</b>	<b>Bretton Racing</b> Ligier JS P325 - Toyota LMP3							<b>49</b>	<b>High Class Racing</b> Ligier JS P325 - Toyota LMP3 Pro/Am					
1	17:41:00.000	K. BROOKES	17:42:14.387	E. THOMAS	1:14.387	1:14.387	1	17:41:00.000	M. HOVE	17:41:16.358	A. RACKSTRAW	16.358	16.358	
2	17:44:32.035	E. THOMAS	17:47:12.045	E. THOMAS	2:40.010	3:54.397	2	17:55:17.122	A. RACKSTRAW	17:57:56.497	M. HOVE	2:39.375	2:55.733	
3	18:02:53.320	E. THOMAS	18:06:56.099	E. THOMAS	4:02.779	7:57.176	3	18:16:20.436	M. HOVE	18:34:25.333	A. RACKSTRAW	18:04.897	21:00.630	
4	18:12:14.530	E. THOMAS	18:14:30.791	K. BROOKES	2:16.261	10:13.437								
5	18:18:45.545	K. BROOKES	18:34:28.828	K. BROOKES	15:43.283	25:56.720								
<b>27</b>	<b>P4 Racing</b> Ligier JS P325 - Toyota LMP3 Pro/Am							<b>50</b>	<b>23Events Racing</b> Ligier JS P325 - Toyota LMP3					
1	17:41:00.000	A. FERGUSON	17:41:57.543	A. FERGUSON	57.543	57.543	1	17:41:00.000	G. MASCHIO	17:41:48.822	G. MASCHIO	48.822	48.822	
2	18:00:02.221	A. FERGUSON	18:02:42.574	L. HAMILTON SMIT	2:40.353	3:37.896	2	18:05:19.641	G. MASCHIO	18:07:06.008	G. MASCHIO	1:46.367	2:35.189	
3	18:18:21.098	L. HAMILTON SMIT	18:34:32.746	L. HAMILTON SMIT	16:11.648	19:49.544								
<b>29</b>	<b>Forestier Racing by VPS</b> Ligier JS P325 - Toyota LMP3							<b>51</b>	<b>AF Corse</b> Ferrari 296 GT3 Evo GT3					
1	17:41:00.000	L. MORANO	17:41:19.874	R. MEYUHAS	19.874	19.874	1	17:41:00.000	A. COZZI	17:41:18.512	E. DONNO	18.512	18.512	
2	18:02:12.701	R. MEYUHAS	18:04:53.147	L. MORANO	2:40.446	3:00.320	2	17:49:14.671	E. DONNO	17:51:57.857	E. DONNO	2:43.186	3:01.698	
3	18:10:07.280	L. MORANO	18:11:18.389	L. MORANO	1:11.109	4:11.429	3	17:54:02.453	E. DONNO	17:56:45.110	E. DONNO	2:42.657	5:44.355	
4	18:14:43.095	L. MORANO	18:16:36.530	L. MORANO	1:53.435	6:04.864	4	18:10:53.339	E. DONNO	18:14:21.133	A. COZZI	3:27.794	9:12.149	
5	18:18:40.090	L. MORANO	18:34:18.893	L. MORANO	15:38.803	21:43.667	5	18:21:27.674	A. COZZI	18:34:40.656	A. COZZI	13:12.982	22:25.131	
<b>34</b>	<b>Inter Europol Competition</b> Ligier JS P325 - Toyota LMP3 Pro/Am							<b>54</b>	<b>Dinamic GT</b> Porsche 911 GT3 (992) EVO GT3					
1	17:41:00.000	A. BUKHANTSOV	17:41:22.960	A. BUKHANTSOV	22.960	22.960	1	17:41:00.000	R. KRAHN	17:42:07.746	R. KRAHN	1:07.746	1:07.746	
2	18:06:02.138	A. BUKHANTSOV	18:08:49.408	R. SHAWN	2:47.270	3:10.230	2	17:44:31.360	R. KRAHN	17:50:10.774	R. KRAHN	5:39.414	6:47.160	
3	18:10:51.864	R. SHAWN	18:13:08.400	R. SHAWN	2:16.536	5:26.766	3	17:52:20.376	R. KRAHN	17:53:30.141	R. KRAHN	1:09.765	7:56.925	
4	18:18:38.803	R. SHAWN	18:34:17.823	R. SHAWN	15:39.020	21:05.786	4	17:55:35.437	R. KRAHN	17:56:54.208	M. CRESSONI	1:18.771	9:15.696	
							5	18:11:00.161	M. CRESSONI	18:12:26.064	R. KRAHN	1:25.903	10:41.599	
							6	18:18:43.168	R. KRAHN	18:34:45.793	R. KRAHN	16:02.625	26:44.224	
<b>58</b>	<b>GG Classics</b> Ligier JS P325 - Toyota LMP3 Pro/Am													
1	17:41:00.000	G. NAKAS	17:41:42.194	F. ROSS	42.194	42.194								
2	17:52:35.544	F. ROSS	17:53:54.493	F. ROSS	1:18.949	2:01.143								
3	17:59:20.089	F. ROSS	18:02:05.830	F. ROSS	2:45.741	4:46.884								



**LE MANS CUP**



**Michelin Le Mans Cup  
Barcelona Round  
Free Practice 2**

**Pit Stop Analysis**

No	In Time	In Driver	Out Time	Out Driver	Pit Time	T. Pit Time	No	In Time	In Driver	Out Time	Out Driver	Pit Time	T. Pit Time
4	18:06:15.661	F. ROSS	18:08:58.976	F. ROSS	2:43.315	7:30.199							
5	18:14:46.490	F. ROSS	18:34:11.910	G. NAKAS	19:25.420	26:55.619							
<b>62</b> <b>Bretton Racing</b> Ligier JS P325 - Toyota LMP3 Pro/Am													
1	17:41:00.000	J. ZIELONKA	17:42:12.413	J. ZIELONKA	1:12.413	1:12.413							
2	17:44:34.426	J. ZIELONKA	17:47:48.020	J. ZIELONKA	3:13.594	4:26.007							
3	18:07:25.934	J. ZIELONKA	18:09:43.970	L. ROBINSON	2:18.036	6:44.043							
<b>66</b> <b>Rinaldi Racing</b> Ligier JS P325 - Toyota LMP3 Pro/Am													
1	17:41:00.000	S. PARROW	17:42:49.056	M. PEDERSEN	1:49.056	1:49.056							
2	18:01:49.814	M. PEDERSEN	18:04:31.186	M. PEDERSEN	2:41.372	4:30.428							
3	18:07:55.936	M. PEDERSEN	18:10:35.706	M. PEDERSEN	2:39.770	7:10.198							
<b>68</b> <b>M Racing</b> Ligier JS P325 - Toyota LMP3													
1	17:41:00.000	H. CHANCE	17:42:18.100	H. CHANCE	1:18.100	1:18.100							
2	17:44:43.308	H. CHANCE	17:46:08.927	H. CHANCE	1:25.619	2:43.719							
3	17:58:30.851	H. CHANCE	18:02:22.929	H. CHANCE	3:52.078	6:35.797							
4	18:11:01.731	H. CHANCE	18:12:54.118	N. LOPEZ CESABATTO	1:52.387	8:28.184							
<b>70</b> <b>Team Virage</b> Ligier JS P325 - Toyota LMP3													
1	17:41:00.000	V. STEVENS	17:41:37.986	J. PETERS	37.986	37.986							
2	18:04:31.878	J. PETERS	18:07:12.032	V. STEVENS	2:40.154	3:18.140							
3	18:14:09.060	V. STEVENS	18:34:24.176	V. STEVENS	20:15.116	23:33.256							
<b>71</b> <b>Rinaldi Racing</b> Ligier JS P325 - Toyota LMP3 Pro/Am													
1	17:41:00.000	S. AUST	17:41:55.516	F. FERNANDEZ J AS	55.516	55.516							
2	17:46:14.172	F. FERNANDEZ J AS	17:47:43.173	F. FERNANDEZ J AS	1:29.001	2:24.517							
3	18:01:39.111	F. FERNANDEZ J AS	18:08:16.692	F. FERNANDEZ J AS	6:37.581	9:02.098							
4	18:16:54.490	F. FERNANDEZ J AS	18:34:22.214	S. AUST	17:27.724	26:29.822							
<b>77</b> <b>SMC Motorsport</b> McLaren 720S GT3 Evo GT3													
1	17:41:00.000	G. DE ANDRES MADTM	17:43:01.206	J. SIMMENAUER	2:01.206	2:01.206							
2	17:59:27.341	J. SIMMENAUER	18:02:56.393	J. SIMMENAUER	3:29.052	5:30.258							
3	18:10:03.642	J. SIMMENAUER	18:12:31.060	J. SIMMENAUER	2:27.418	7:57.676							
4	18:17:59.497	J. SIMMENAUER	18:34:49.043	G. DE ANDRES MADTM	16:49.546	24:47.222							
<b>85</b> <b>R-ace GP</b> Duqueine D09 - Toyota LMP3													
1	17:41:00.000	D. FROST	17:41:04.689	D. FROST	4.689	4.689							
2	18:08:33.882	D. FROST	18:11:14.536	E. PEUGEOT	2:40.654	2:45.343							
3	18:18:17.236	E. PEUGEOT	18:34:09.300	E. PEUGEOT	15:52.064	18:37.407							
<b>86</b> <b>R-ace GP</b> Duqueine D09 - Toyota LMP3													
1	17:41:00.000	Z. SCOULAR	17:41:11.807	L. BÜHLER	11.807	11.807							
2	18:07:09.557	L. BÜHLER	18:09:50.263	Z. SCOULAR	2:40.706	2:52.513							
3	18:18:49.163	Z. SCOULAR	18:34:38.696	Z. SCOULAR	15:49.533	18:42.046							
<b>87</b> <b>CLX Motorsport</b> Ligier JS P325 - Toyota LMP3													
1	17:41:00.000	A. JACOBY	17:41:33.033	A. JACOBY	33.033	33.033							
2	18:00:34.090	A. JACOBY	18:02:44.786	K. RABIN	2:10.696	2:43.729							
3	18:13:00.045	K. RABIN	18:34:19.971	K. RABIN	21:19.926	24:03.655							
<b>88</b> <b>AF Corse</b> Ferrari 296 GT3 Evo GT3													
1	17:41:00.000	R. ACOSTA III	17:41:59.585	M. BONANOMI	59.585	59.585							
2	17:56:57.262	M. BONANOMI	17:58:56.663	M. BONANOMI	1:59.401	2:58.986							
3	18:04:21.265	M. BONANOMI	18:06:52.523	R. ACOSTA III	2:31.258	5:30.244							
<b>92</b> <b>Forestier Racing by VPS</b> Ligier JS P325 - Toyota LMP3													
1	17:41:00.000	S. BACH	17:41:10.768	S. BACH	10.768	10.768							
2	18:00:19.750	S. BACH	18:03:11.217	L. FECURY	2:51.467	3:02.235							
3	18:19:36.647	L. FECURY	18:34:30.634	L. FECURY	14:53.987	17:56.222							
<b>97</b> <b>CLX Motorsport</b> Ligier JS P325 - Toyota LMP3													
1	17:41:00.000	C. OLTRAMARE	17:41:39.930	C. OLTRAMARE	39.930	39.930							
2	17:55:36.750	C. OLTRAMARE	17:58:21.603	C. OLTRAMARE	2:44.853	3:24.783							
3	18:06:56.289	C. OLTRAMARE	18:09:37.747	D. DROUX	2:41.458	6:06.241							
4	18:14:44.454	D. DROUX	18:17:25.405	D. DROUX	2:40.951	8:47.192							
<b>98</b> <b>Motorsport98</b> Ligier JS P325 - Toyota LMP3 Pro/Am													
1	17:41:00.000	E. DE DONCKER	17:42:31.048	G. HENRION	1:31.048	1:31.048							
2	17:56:19.037	G. HENRION	17:59:45.820	E. DE DONCKER	3:26.783	4:57.831							
3	18:20:13.184	E. DE DONCKER	18:34:33.779	E. DE DONCKER	14:20.595	19:18.426							
<b>99</b> <b>More Motorsport</b> Ligier JS P325 - Toyota LMP3													
1	17:41:00.000	M. VAN DER SNIEP	17:41:50.064	T. GERHARDS	50.064	50.064							
2	17:57:47.457	T. GERHARDS	18:05:01.005	M. VAN DER SNIEP	7:13.548	8:03.612							
3	18:13:37.854	M. VAN DER SNIEP	18:17:31.115	M. VAN DER SNIEP	3:53.261	11:56.873							

