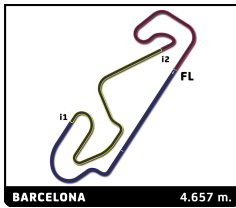


LE MANS CUP



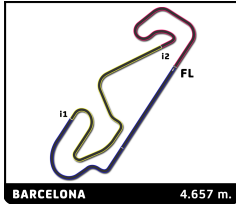
Michelin Le Mans Cup
Barcelona Round
Free Practice 2

Sector Analysis

Lap under Red Flag										Invalidated Lap		Personal Best	Session Best	B Crossing the pit lane	
Lap	D	Time	Sector 1	Sector 2	Sector 3	T. Spd	Elapsed	Lap	D	Time	Sector 1	Sector 2	Sector 3	T. Spd	Elapsed
9		ANS Motorsport 1.Louis IGLESIAS 2.Maxwell DODDS Ligier JS P325 - Toyota LMP3													
1	1	3:39.944 B	2:03.152	48.654	48.138	162.7	3:39.944								
2	2	3:50.498	2:35.207	42.777	32.514	178.8	7:30.442								
3	2	1:41.674	30.533	40.865	30.276	254.7	9:12.116								
4	2	1:41.709	30.205	41.252	30.252	259.0	10:53.825								
5	2	1:40.688	29.982	40.646	30.060	258.4	12:34.513								
6	2	1:44.360	30.207	42.300	31.853	259.0	14:18.873								
7	2	1:41.993	30.306	41.521	30.166	260.9	16:00.866								
8	2	1:43.172	29.807	42.909	30.456	259.6	17:44.038								
9	2	1:41.683	29.753	40.704	31.226	259.6	19:25.721								
10	2	1:41.778	30.813	40.977	29.988	253.5	21:07.499								
11	2	1:40.371	29.707	40.529	30.135	259.6	22:47.870								
12	2	1:39.979	29.606	40.532	29.841	257.1	24:27.849								
13	2	1:41.054	29.663	40.728	30.663	259.6	26:08.903								
14	2	1:49.300 B	30.736	41.397	37.167	258.4	27:58.203								
15	1	6:47.944	5:36.084	41.521	30.339	185.9	34:46.147								
16	1	1:40.299	29.894	40.308	30.097	256.5	36:26.446								
17	1	2:51.628 B	34.791	1:18.937	57.900	257.8	39:18.074								
10		Racing Spirit of Lemans 1.Philipp SAGER 2.Valentin HASSE CLOT Aston Martin Vantage AMR GT3 Evo GT3													
1	2	3:27.491	2:08.029	44.483	34.979	182.1	3:27.491								
2	2	1:51.013	31.973	42.873	36.167	249.4	5:18.504								
3	2	1:51.016	31.122	46.186	33.708	257.1	7:09.520								
4	2	1:43.139	30.701	41.563	30.875	258.4	8:52.659								
5	2	1:47.462	30.543	41.342	35.577	259.6	10:40.121								
6	2	1:42.747	30.464	41.390	30.893	262.1	12:22.868								
7	2	1:56.295 B	31.093	45.615	39.587	262.8	14:19.163								
8	1	4:02.091	2:41.091	45.370	35.630	182.4	18:21.254								
9	1	1:52.147	33.910	45.050	33.187	254.7	20:13.401								
10	1	1:50.400	33.527	44.092	32.781	252.3	22:03.801								
11	1	1:53.158	33.996	45.042	34.120	255.9	23:56.959								
12	1	1:48.412	32.102	43.634	32.676	253.5	25:45.371								
13	1	1:51.510	32.225	44.273	35.012	240.0	27:36.881								
14	1	1:47.849	31.806	43.416	32.627	259.6	29:24.730								
15	1	1:54.148	31.940	44.169	38.039	257.1	31:18.878								
16	1	2:03.087 B	34.708	46.518	41.861	248.8	33:21.965								
17	1	5:34.346 B	3:20.527	1:16.221	57.598	136.2	38:56.311								
18	1	18:03.384 B	...	1:13.961	1:06.923	111.5	56:59.695								
11		Code Racing Development 1.Sebastian MORENO 2.Nico HANTKE Aston Martin Vantage AMR GT3 Evo GT3													
1	2	3:16.056	1:55.996	46.782	33.278	178.5	3:16.056								
2	2	1:48.728	32.608	44.066	32.054	251.2	5:04.784								
3	2	1:49.142	32.238	44.615	32.289	254.1	6:53.926								
4	2	1:52.454 B	32.762	42.720	36.972	255.3	8:46.380								
5	1	4:36.246	3:14.211	47.149	34.886	130.9	13:22.626								
6	1	1:54.551	33.271	44.895	36.385	251.2	15:17.177								
7	1	1:45.843	31.523	42.548	34.772	254.1	17:03.020								
12		Brutal Fish Campos Racing 1.Arthur ROGEON 2.August RABER Ligier JS P325 - Toyota LMP3													
1	2	6:39.478	5:23.709	44.764	31.005	177.9	6:39.478								
2	2	1:42.153	30.472	41.573	30.108	255.9	8:21.631								
3	2	1:41.626	30.112	41.375	30.139	257.1	10:03.257								
4	2	1:40.488	29.808	40.703	29.977	259.0	11:43.745								
5	2	1:46.922	29.893	45.840	31.189	257.8	13:30.667								
6	2	1:42.955	29.913	40.978	32.064	257.8	15:13.622								
7	2	1:40.498	30.005	40.663	29.830	259.0	16:54.120								
8	2	1:40.280	29.670	40.721	29.889	259.6	18:34.400								
9	2	1:40.625	29.690	40.921	30.014	259.6	20:15.025								
10	2	1:54.232 B	32.439	44.257	37.536	260.2	22:09.257								
11	1	4:30.124	3:07.639	41.720	40.765	187.8	26:39.381								
12	1	1:44.172	30.203	40.968	30.094	257.8	28:20.553								
13	1	1:40.561	29.701	40.389	30.471	259.0	30:01.114								
14	1	1:40.272	29.851	40.510	29.911	257.8	31:41.386								
15	1	1:41.867	29.696	40.936	31.235	260.2	33:23.253								
16	1	1:42.502	30.664	41.105	30.733	257.8	35:05.755								
17	1	1:40.920	29.757	40.698	30.465	258.4	36:46.675								
18	1	3:12.675 B	56.466	1:19.299	56.910	111.7	39:59.350								
19	1	17:21.130 B	...	1:18.928	1:05.149	67.2	57:20.480								
15		Vector Sport RLR 1.Geronimo GOMEZ AZZA 2.Colin NOBLE Ligier JS P325 - Toyota LMP3													
1	1	4:21.443	3:05.730	44.410	31.303	175.9	4:21.443								
2	1	1:47.411	31.714	44.794	30.903	258.4	6:08.854								
3	1	1:43.069	30.585	41.567	30.917	260.9	7:51.923								
4	1	1:42.854	30.301	44.443	31.110	260.2	9:34.777								
5	1	1:43.424	30.666	41.599	34.459	260.2	11:18.201								
6	1	1:45.368	30.875	42.752	31.741	262.1	13:03.569								
7	1	1:42.940	30.291	41.717	30.932	259.0	14:46.509								
8	1	1:42.275	30.194	41.635	30.446	261.5	16:28.784								
9	1	1:43.821	30.834	41.777	31.210	263.4	18:12.605								
10	1	1:42.324	30.176	41.545	30.603	260.9	19:54.929								
11	1	1:49.502 B	30.480	41.803	37.219	259.6	21:44.431								
12	1	7:05.083	5:51.700	42.480	30.903	178.8	28:49.514								
13	1	1:42.209	30.183	41.427	30.599	258.4	30:31.723								
14	1	1:42.721	30.241	41.720	30.760	259.0	32:14.444								
15	1	1:42.666	30.094	44.544	31.031	260.2	33:57.110								
16	1	1:43.352	30.385	41.689	31.278	260.2	35:40.462								
17	1	2:11.082 B	30.182	42.020	58.880	259.0	37:51.544								
18	2	17:48.610 B	...	1:04.092	50.095	157.7	55:40.154								



LE MANS CUP

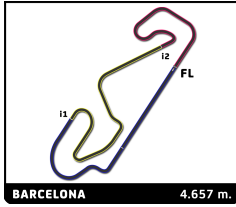


Michelin Le Mans Cup
Barcelona Round
Free Practice 2

Sector Analysis

Lap under Red Flag							Invalidated Lap		Personal Best	Session Best	B Crossing the pit lane				
Lap	D	Time	Sector 1	Sector 2	Sector 3	T. Spd	Elapsed	Lap	D	Time	Sector 1	Sector 2	Sector 3	T. Spd	Elapsed
16 Ajith Redant by Virage 1.Ajith KUMAR 2.Romain VOZNIAK							Ligier JS P325 - Toyota LMP3 Pro/Am								
1	1	3:13.990	1:38.596	56.758	38.636	108.7	3:13.990	7	1	1:39.975	29.741	40.348	29.886	259.0	16:20.708
2	1	2:35.626	37.862	1:21.475	36.289	210.1	5:49.616	8	1	1:39.962	29.739	40.387	29.836	260.2	18:00.670
3	1	1:49.291	32.519	43.970	32.802	250.0	7:38.907	9	1	1:50.728 B	29.907	40.701	40.120	259.0	19:51.398
4	1	1:47.029	31.606	43.237	32.186	253.5	9:25.936	10	2	4:18.840	3:06.286	41.705	30.849	177.3	24:10.238
5	1	1:50.829	32.896	44.100	33.833	252.3	11:16.765	11	2	1:42.994	30.845	41.622	30.527	259.6	25:53.232
6	1	1:47.490	31.685	43.407	32.398	253.5	13:04.255	12	2	1:41.443	30.173	40.902	30.368	257.1	27:34.675
7	1	1:46.515	31.560	42.816	32.139	255.3	14:50.770	13	2	1:40.869	29.974	40.702	30.193	260.2	29:15.544
8	1	1:48.346	31.543	43.131	33.642	257.1	16:39.086	14	2	1:42.190	30.254	41.300	30.636	259.6	30:57.734
9	1	1:47.934	32.773	42.722	32.439	247.7	18:27.020	15	2	1:42.219	30.336	41.523	30.360	259.0	32:39.953
10	1	1:46.699	31.176	42.717	32.806	254.1	20:13.719	16	2	1:49.667 B	30.188	41.620	37.859	260.9	34:29.620
11	1	1:50.213	33.478	44.133	32.602	251.2	22:03.932								
12	1	1:46.181	32.129	42.208	31.844	254.1	23:50.113								
13	1	1:45.563	30.984	42.639	31.940	254.1	25:35.676								
14	1	1:44.373	30.753	42.398	31.222	254.1	27:20.049								
15	1	1:46.128	30.873	43.375	31.880	251.7	29:06.177								
16	1	1:45.394	30.987	42.444	31.963	254.1	30:51.571								
17	1	1:46.462	31.150	43.466	31.846	252.3	32:38.033								
18	1	1:46.206	30.943	42.407	32.856	254.7	34:24.239								
19	1	2:06.448 B	31.089	42.900	52.459	252.3	36:30.687								
20	2	19:52.219 B	...	1:17.925	57.027	134.3	56:22.906								
17 Kessel Racing 1.Lorenzo Ferdinando INNO 2.David Cleto FUMANELLI							Ferrari 296 GT3 Evo GT3								
1	2	2:42.701 B	59.941	55.685	47.075	139.9	2:42.701	11	1	1:42.430	30.398	41.278	30.754	255.9	19:59.539
2	2	4:27.730	3:07.499	46.938	33.293	177.3	7:10.431	12	1	1:47.732 B	30.218	41.161	36.353	255.9	21:47.271
3	2	1:46.828	31.893	42.901	32.034	253.5	8:57.259	13	2	4:21.331	3:08.746	41.661	30.924	188.5	26:08.602
4	2	1:48.060	31.602	42.877	33.581	255.9	10:45.319	14	2	1:42.519	30.559	41.449	30.511	255.9	27:51.121
5	2	1:45.454	31.302	42.482	31.667	254.1	12:30.770	15	2	1:41.497	30.189	40.697	30.611	257.1	29:32.618
6	2	1:47.298	31.663	42.524	33.111	253.5	14:18.068	16	2	1:41.343	29.954	41.012	30.347	256.5	31:13.931
7	2	1:53.872 B	31.025	42.648	40.199	252.9	16:11.940	17	2	1:41.791	30.197	41.099	30.495	258.4	32:55.722
8	1	4:22.199	3:03.994	44.662	33.543	176.2	20:34.139	18	2	1:40.591	29.950	40.702	29.939	257.1	34:36.313
9	1	1:52.956	33.672	44.737	34.547	250.6	22:27.095	19	2	1:41.612	29.899	40.606	31.107	255.9	36:17.925
10	1	1:49.173	32.151	44.062	32.960	253.5	24:16.268	20	2	2:45.584 B	30.184	1:17.793	57.607	256.5	39:03.509
11	1	1:49.741	32.542	44.305	32.894	255.3	26:06.009	21	2	17:43.098 B	...	1:20.807	1:02.329	150.2	56:46.607
12	1	1:49.849	32.214	44.753	32.882	252.9	27:55.858								
13	1	1:50.123	32.833	44.139	33.151	255.9	29:45.981								
14	1	1:48.827	32.196	43.666	32.965	251.2	31:34.808								
15	1	1:50.024	32.788	43.783	33.453	245.5	33:24.832								
16	1	1:49.036	32.620	43.653	32.763	253.5	35:13.868								
17	1	2:05.718 B	31.961	43.769	49.988	253.5	37:19.586								
18	1	19:37.484 B	...	1:20.107	1:05.219	164.1	56:57.070								
19 Brutal Fish Campos Racing 1.Matus RYBA 2.Lucas FLUXÁ CROSS							Ligier JS P325 - Toyota LMP3								
1	1	6:13.074	4:55.380	45.340	32.354	153.2	6:13.074	11	2	1:45.467	31.360	42.770	31.337	251.7	23:02.994
2	1	1:43.629	30.575	42.184	30.870	252.9	7:56.703	12	2	4:50.456 B	31.144	42.254	37.058	252.3	24:53.450
3	1	1:40.953	30.262	40.616	30.075	255.3	9:37.656	13	2	4:20.182	3:05.512	42.890	31.780	182.1	29:13.632
4	1	1:41.089	29.843	41.028	30.218	259.0	11:18.745	14	2	1:46.539	31.393	43.357	31.789	252.9	31:00.171
5	1	1:41.769	30.160	41.351	30.258	260.9	13:00.514	15	2	1:44.936	31.252	42.241	31.443	251.7	32:45.107
6	1	1:40.249	29.739	40.570	29.940	259.0	14:40.733	16	2	1:51.223 B	31.686	42.612	36.925	251.7	34:36.330
20 High Class Racing 1.Philip LINDBERG 2.Lenny RIED							Ligier JS P325 - Toyota LMP3								
1	1	2:41.617	1:22.807	45.587	33.223	126.8	2:41.617	11	1	1:42.430	30.398	41.278	30.754	255.9	19:59.539
2	1	1:46.061	31.421	43.092	31.548	252.3	4:27.678	12	1	1:47.732 B	30.218	41.161	36.353	255.9	21:47.271
3	1	1:45.800	30.479	43.237	32.084	255.3	6:13.478	13	2	4:21.331	3:08.746	41.661	30.924	188.5	26:08.602
4	1	1:43.861	31.040	41.889	30.932	255.3	7:57.339	14	2	1:42.519	30.559	41.449	30.511	255.9	27:51.121
5	1	1:42.267	30.353	41.360	30.554	257.1	9:39.606	15	2	1:41.497	30.189	40.697	30.611	257.1	29:32.618
6	1	1:43.229	30.370	41.763	31.096	257.1	11:22.835	16	2	1:41.343	29.954	41.012	30.347	256.5	31:13.931
7	1	1:42.954	30.439	41.500	31.015	259.0	13:05.789	17	2	1:41.791	30.197	41.099	30.495	258.4	32:55.722
8	1	1:44.305	30.983	41.992	31.330	260.2	14:50.094	18	2	1:40.591	29.950	40.702	29.939	257.1	34:36.313
9	1	1:43.586	30.794	41.600	31.192	255.9	16:33.680	19	2	1:41.612	29.899	40.606	31.107	255.9	36:17.925
10	1	1:43.429	30.239	41.614	31.576	259.6	18:17.109	20	2	2:45.584 B	30.184	1:17.793	57.607	256.5	39:03.509
11	1	1:42.430	30.398	41.278	30.754	255.9	19:59.539	21	2	17:43.098 B	...	1:20.807	1:02.329	150.2	56:46.607
12	1	1:47.732 B	30.218	41.161	36.353	255.9	21:47.271								
13	2	4:21.331	3:08.746	41.661	30.924	188.5	26:08.602								
14	2	1:42.519	30.559	41.449	30.511	255.9	27:51.121								
15	2	1:41.497	30.189	40.697	30.611	257.1	29:32.618								
16	2	1:41.343	29.954	41.012	30.347	256.5	31:13.931								
17	2	1:41.791	30.197	41.099	30.495	258.4	32:55.722								
18	2	1:40.591	29.950	40.702	29.939	257.1	34:36.313								
19	2	1:41.612	29.899	40.606	31.107	255.9	36:17.925								
20	2	2:45.584 B	30.184	1:17.793	57.607	256.5	39:03.509								
21	2	17:43.098 B	...	1:20.807	1:02.329	150.2	56:46.607								
21 Kessel Racing 1.Oscar Lee RYNDZIEWICZ 2.Giacomo ALTOE							Ferrari 296 GT3 Evo GT3								
1	2	2:26.115	1:04.077	47.352	34.686	162.7	2:26.115	11	2	1:45.467	31.360	42.770	31.337	251.7	23:02.994
2	2	1:50.849	33.168	43.630	34.051	247.1	4:16.964	12	2	4:50.456 B	31.144	42.254	37.058	252.3	24:53.450
3	2	1:48.376	31.504	44.362	32.510	250.6	6:05.340	13	2	4:20.182	3:05.512	42.890	31.780	182.1	29:13.632
4	2	1:44.844	31.250	42.205	31.389	252.9	7:50.184	14	2	1:46.539	31.393	43.357	31.789	252.9	31:00.171
5	2	1:44.335	31.035	41.916	31.884	252.3	9:34.519	15	2	1:44.936	31.252	42.241	31.443	251.7	32:45.107
6	2	1:46.064	31.823	42.192	32.049	253.5	11:20.583	16	2	1:51.223 B	31.686	42.612	36.925	251.7	34:36.330
7	2	1:44.645	31.171	42.133	31.341	254.7	13:05.228								
8	2	1:51.476 B	31.578	43.140	36.758	254.7	14:56.704								
9	2	4:34.494	3:19.961	42.684	31.849	180.9	19:31.198								
10	2	1:46.329	31.268	43.078	31.983	252.3	21:17.527								
11	2	1:45.467	31.360	42.770	31.337	251.7	23:02.994								
12	2	4:50.456 B	31.144	42.254	37.058	252.3	24:53.450								
13	2	4:20.182	3:05.512	42.890	31.780	182.1	29:13.632								
14	2	1:46.539	31.393	43.357	31.789	252.9	31:00.171								
15	2	1:44.936	31.252	42.241	31.443	251.7	32:45.107								
16	2	1:51.223 B	31.686	42.612	36.925	251.7	34:36.330								





Michelin Le Mans Cup
Barcelona Round
Free Practice 2

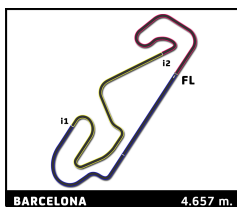
Sector Analysis

Lap under Red Flag Invalidated Lap Personal Best Session Best B Crossing the pit lane

Lap	D	Time	Sector 1	Sector 2	Sector 3	T. Spd	Elapsed	Lap	D	Time	Sector 1	Sector 2	Sector 3	T. Spd	Elapsed
17	2	22:38.540 B	...	1:20.225	1:09.666	164.4	57:14.870	1	2	3:35.825 B	1:55.355	48.498	51.972	138.6	3:35.825
22	Trajectus Motorsport 1.André VIEIRA 2.Mathis POULET Ligier JS P325 - Toyota LMP3							2	2	4:28.682	3:13.246	43.852	31.584	179.4	8:04.507
	2	1:43.686	31.039	41.728	30.919	252.9	9:48.193	3	2	1:43.653	30.743	41.773	31.137	257.8	11:31.846
	4	1:43.653	30.743	41.773	31.137	257.8	13:15.110	4	2	1:43.264	30.496	41.930	30.838	258.4	13:15.110
	5	1:42.713	30.545	41.354	30.814	259.0	8:34.896	5	2	1:42.227	30.287	41.148	30.792	258.4	14:57.337
	6	1:42.094	30.200	41.485	30.409	258.4	10:16.990	6	2	1:42.548	30.320	41.250	30.978	259.6	16:39.885
	7	1:41.420	30.040	40.863	30.517	258.4	11:58.410	7	2	1:43.529	30.646	41.850	31.033	262.1	18:23.414
	8	1:41.644	30.120	41.000	30.524	257.8	13:40.051	8	2	1:44.565	31.530	41.977	31.058	260.9	20:07.979
	9	1:48.130 B	30.412	41.494	36.224	259.6	15:28.181	9	2	1:49.116 B	30.497	41.652	36.967	256.5	21:57.095
23	Biogas Motorsport 1.Josep MAYOLA COMADIR 2.Marc CAROL YBARRA Ferrari 296 GT3 GT3							10	2	5:48.699	4:35.234	42.298	31.167	103.3	27:45.794
	1	3:36.934	2:15.735	46.674	34.525	168.5	3:36.934	11	2	1:43.074	30.585	41.481	31.008	259.0	29:28.868
	2	1:50.842	33.002	45.321	32.519	249.4	5:27.776	12	2	1:49.427 B	30.698	41.754	36.975	257.8	31:18.295
	3	1:49.599	32.060	43.395	34.144	253.5	7:17.375	13	2	1:48.065	2:48.668	57.840	31.557	173.9	35:36.360
	4	1:52.099	35.070	43.994	33.035	210.1	9:09.474	14	1	2:13.049 B	31.093	43.357	58.599	255.9	37:49.409
	5	1:58.302 B	32.618	45.132	40.552	254.7	11:07.776	15	1	18:43.618 B	...	1:20.664	1:02.688	142.1	56:33.027
	6	1:46.269	3:24.793	45.815	35.661	179.7	15:54.045	16	1						
	7	1:53.630	34.543	45.438	33.649	225.9	17:47.675								
	8	1:49.897	33.010	44.030	32.857	253.5	19:37.572								
	9	1:48.250	32.247	43.399	32.604	252.3	21:25.822								
	10	1:48.574	32.280	43.449	32.845	253.5	23:14.396								
	11	1:48.352	32.305	43.330	32.717	254.1	25:02.748								
	12	1:47.246	32.105	43.000	32.141	252.9	26:49.994								
	13	1:55.787 B	32.603	43.378	39.806	246.6	28:45.781								
	14	3:42.820	2:26.303	44.041	32.476	178.2	32:28.601								
	15	1:44.448	31.288	41.894	31.266	254.1	34:13.049								
	16	1:54.234 B	30.990	41.776	41.468	254.1	36:07.283								
24	Racing Spirit of Lemans 1.Christian GISY 2.Oskar KRISTENSEN Ligier JS P325 - Toyota LMP3 Pro/Am							1	1	2:57.588	1:37.870	46.507	33.211	119.3	2:57.588
	2	1:47.924	31.406	44.150	32.368	252.9	4:53.067	2	1	1:48.355	32.056	43.766	32.533	247.7	4:45.943
	3	1:52.417	30.733	43.344	38.340	252.3	6:45.484	3	1	1:47.439	31.654	43.881	31.904	251.7	6:33.382
	4	1:41.790	30.290	41.151	30.349	256.5	8:27.274	4	1	1:45.847	31.081	42.795	31.974	252.3	8:19.229
	5	1:41.304	30.025	41.028	30.248	258.4	10:08.575	5	1	1:46.145	31.334	42.608	32.176	253.5	10:05.344
	6	1:41.667	29.970	41.145	30.552	259.0	11:50.242	6	1	1:48.288	31.341	42.752	34.195	252.3	11:53.632
	7	1:41.240	29.932	40.906	30.402	256.5	13:31.482	7	1	1:45.435	31.152	42.546	31.737	254.7	13:39.067
	8	1:48.268 B	30.208	41.227	36.833	258.4	15:19.750	8	1	1:45.908	31.089	42.972	31.847	254.7	15:24.975
	9	7:38.652	6:26.682	41.444	30.526	186.5	22:58.402	9	1	1:46.303	31.096	42.682	32.525	254.7	17:11.278
	10	1:44.246	29.986	41.053	33.207	257.8	24:42.648	10	1	1:54.949 B	31.463	42.835	40.651	255.9	19:06.227
	11	1:41.532	29.931	41.102	30.499	258.4	26:24.180	11	2	4:19.324	3:06.738	41.861	30.725	186.9	23:25.551
	12	1:46.491 B	29.925	40.993	35.573	259.6	28:10.671	12	2	1:42.377	30.135	41.598	30.644	255.9	25:07.928
	13	3:54.323	2:41.065	41.731	31.527	188.2	32:04.994	13	2	1:42.168	30.107	41.294	30.767	255.3	26:50.096
	14	1:41.193	29.925	40.959	30.309	260.2	33:46.187	14	2	1:41.895	30.155	41.336	30.404	254.1	28:31.991
	15	1:48.068 B	29.792	42.283	35.993	259.6	35:34.255	15	2	1:41.469	29.976	41.218	30.275	256.5	30:13.460
	16	21:14.810 B	...	1:20.275	1:03.163	165.4	56:49.065	16	2	1:41.722	30.056	41.261	30.405	256.5	31:55.182
26	Bretton Racing 1.Kristian BROOKES 2.Ewan THOMAS Ligier JS P325 - Toyota LMP3							17	2	1:44.449	30.287	43.419	30.743	259.6	33:39.631
	18	1:43.200	30.709	41.993	30.498	258.4	35:22.831	18	2	1:43.200	30.709	41.993	30.498	258.4	35:22.831
	19	2:02.151 B	30.191	41.327	50.633	257.8	37:24.982	19	2	1:43.200	30.709	41.993	30.498	258.4	35:22.831
	20	19:14.543 B	...	1:18.618	1:03.566	152.5	56:39.525	20	2	19:14.543 B	...	1:18.618	1:03.566	152.5	56:39.525
29	Forestier Racing by VPS 1.Luciano MORANO 2.Roe MEYUHAS Ligier JS P325 - Toyota LMP3							1	2	2:19.507	58.085	47.290	34.132	157.9	2:19.507
	2	1:44.888	31.702	42.176	31.010	251.7	4:04.395	2	2	1:44.888	31.702	42.176	31.010	251.7	4:04.395
	3	1:43.605	30.520	41.767	31.318	254.7	5:48.000	3	2	1:43.605	30.520	41.767	31.318	254.7	5:48.000
	4	1:41.695	30.172	40.784	30.739	257.1	7:29.695	4	2	1:41.695	30.172	40.784	30.739	257.1	7:29.695
	5	1:40.897	29.975	40.620	30.302	255.9	9:10.592	5	2	1:40.897	29.975	40.620	30.302	255.9	9:10.592
	6	1:41.956	30.715	40.991	30.250	260.2	10:52.548	6	2	1:41.956	30.715	40.991	30.250	260.2	10:52.548
	7	1:41.178	30.033	40.833	30.312	258.4	12:33.726	7	2	1:41.178	30.033	40.833	30.312	258.4	12:33.726
	8	1:42.469	30.738	41.104	30.627	259.6	14:16.195	8	2	1:42.469	30.738	41.104	30.627	259.6	14:16.195
	9	1:41.283	29.834	40.922	30.527	259.0	15:57.478	9	2	1:41.283	29.834	40.922	30.527	259.0	15:57.478
	10	1:43.302	31.280	41.512	30.510	260.2	17:40.780	10	2	1:43.302	31.280	41.512	30.510	260.2	17:40.780
	11	1:44.864	30.951	42.031	31.882	260.2	19:25.644	11	2	1:44.864	30.951	42.031	31.882	260.2	19:25.644



LE MANS CUP



Michelin Le Mans Cup
Barcelona Round
Free Practice 2

Sector Analysis

Lap under Red Flag Invalidated Lap Personal Best Session Best Crossing the pit lane

Lap	D	Time	Sector 1	Sector 2	Sector 3	T. Spd	Elapsed	Lap	D	Time	Sector 1	Sector 2	Sector 3	T. Spd	Elapsed		
12	2	1:50.822	B	31.440	42.483	36.899	258.4	21:16.466	3	1	3:09.074	B	30.869	1:55.468	42.737	255.3	7:20.016
13	1	4:25.621		3:08.071	44.527	33.023	190.1	25:42.087	4	1	4:13.159		2:58.603	43.348	31.208	187.2	11:33.175
14	1	1:42.581		30.474	41.662	30.445	256.5	27:24.668	5	1	1:44.716		30.733	43.104	30.879	257.8	13:17.891
15	1	1:46.386	B	30.140	41.051	35.195	257.8	29:11.054	6	1	1:42.549		30.318	41.590	30.641	257.8	15:00.440
16	1	2:49.334		1:37.243	41.385	30.706	189.5	32:00.388	7	1	1:42.033		30.222	41.345	30.466	258.4	16:42.473
17	1	1:46.473	B	30.190	41.053	35.230	257.8	33:46.861	8	1	1:43.049		30.144	42.078	30.827	259.6	18:25.522
18	1	3:57.003	B	2:19.689	41.819	55.495	189.8	37:43.864	9	1	1:43.139		30.428	41.992	30.719	259.0	20:08.661
19	1	18:15.894	B	...	1:11.096	56.761	187.5	55:59.758	10	1	1:49.553	B	30.611	41.606	37.336	258.4	21:58.214

34 Inter Europol Competition Ligier JS P325 - Toyota
1.Alexander BUKHANTSOV LMP3 Pro/Am
2.Rashid SHAWN

1	1	2:24.428		1:01.816	48.099	34.513	139.7	2:24.428
2	1	1:49.832		33.815	44.132	31.885	233.3	4:14.260
3	1	1:48.889		31.226	45.408	32.255	254.1	6:03.149
4	1	1:43.811		30.590	41.782	31.439	252.9	7:46.960
5	1	1:42.904		30.398	41.722	30.784	254.7	9:29.864
6	1	1:46.216		30.605	42.453	33.158	255.9	11:16.080
7	1	1:43.038		30.698	41.537	30.803	252.9	12:59.118
8	1	1:43.679		30.589	42.436	30.654	253.5	14:42.797
9	1	1:42.665		30.444	41.575	30.646	254.7	16:25.462
10	1	1:42.394		30.371	41.567	30.456	255.3	18:07.856
11	1	1:43.253		30.312	41.998	30.943	254.7	19:51.109
12	1	1:42.732		30.445	41.750	30.537	254.1	21:33.841
13	1	1:43.829		30.608	41.987	31.234	254.1	23:17.670
14	1	1:48.247	B	30.540	41.934	35.773	254.1	25:05.917
15	2	4:49.730	B	3:20.186	48.988	40.556	164.9	29:55.647
16	2	3:56.555		2:43.811	41.947	30.797	185.6	33:52.202
17	2	1:43.059		30.499	41.748	30.812	253.5	35:35.261
18	2	2:07.319	B	30.720	41.984	54.615	254.7	37:42.580
19	2	19:35.435	B	...	1:19.913	1:08.920	171.2	57:18.015

36 Ajith Redant Racing Ligier JS P325 - Toyota
1.Aditya PATEL LMP3
2.Narain KARTHIKEYAN

1	2	3:46.546		2:29.290	45.187	32.069	151.3	3:46.546
2	2	1:44.441		30.914	42.251	31.276	251.7	5:30.987
3	2	1:43.436		30.681	41.853	30.902	255.9	7:14.423
4	2	1:43.365		30.658	41.861	30.846	258.4	8:57.788
5	2	1:42.593		30.549	40.703	31.341	260.2	10:40.381
6	2	1:42.693		30.724	41.501	30.468	259.6	12:23.074
7	2	1:43.068		30.561	41.248	31.259	263.4	14:06.142
8	2	1:50.893		30.052	41.805	39.036	257.8	15:57.035
9	2	1:42.805		31.225	40.940	30.640	260.2	17:39.840
10	2	1:53.546	B	31.824	42.425	39.297	259.0	19:33.386
11	1	4:38.944	B	3:14.785	44.279	39.880	161.7	24:12.330
12	1	4:15.879		9:03.492	41.410	30.977	187.5	34:28.209
13	1	1:47.812		30.342	41.452	36.018	256.5	36:16.021
14	1	2:43.800	B	30.838	1:14.290	58.672	254.7	38:59.821
15	2	18:24.186	B	...	1:20.926	1:03.752	68.8	57:24.007

43 Inter Europol Competition Ligier JS P325 - Toyota
1.Christian DANNEMAND JC LMP3
2.William KARLSSON

1	1	2:24.540		1:05.837	44.915	33.788	179.4	2:24.540
2	1	1:46.402		32.262	42.605	31.535	252.9	4:10.942

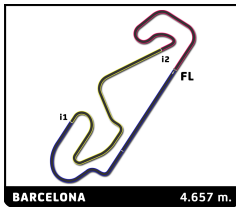
49 High Class Racing Ligier JS P325 - Toyota
1.Michael HOVE LMP3 Pro/Am
2.Andrew RACKSTRAW

1	2	2:10.014		53.499	44.021	32.494	143.4	2:10.014
2	2	1:45.933		31.788	42.408	31.737	251.2	3:55.947
3	2	1:43.582		30.300	42.413	30.869	254.7	5:39.529
4	2	1:41.652		30.057	40.828	30.767	257.1	7:21.181
5	2	1:45.952		30.273	41.051	34.628	259.6	9:07.133
6	2	1:42.232		30.739	40.866	30.627	258.4	10:49.365
7	2	1:41.548		29.968	40.588	30.992	258.4	12:30.913
8	2	1:50.009	B	29.995	41.257	38.757	260.2	14:20.922
9	1	4:29.243		3:10.122	44.854	34.237	184.3	18:50.135
10	1	1:51.075		31.938	45.375	33.762	254.7	20:41.210
11	1	1:49.244		31.756	43.909	33.576	253.5	22:30.451
12	1	1:48.806		31.967	43.990	32.849	254.7	24:19.257
13	1	1:49.604		31.860	43.189	34.555	254.7	26:08.861
14	1	1:51.049		32.925	44.504	33.620	250.6	27:59.910
15	1	1:50.218		32.176	44.443	33.599	252.3	29:50.128
16	1	1:49.037		32.544	43.549	32.944	252.3	31:39.165
17	1	1:49.102		31.988	44.209	32.905	254.7	33:28.267
18	1	1:56.165	B	31.784	43.544	40.837	253.5	35:24.432
19	2	20:56.985	B	...	1:17.531	56.628	133.0	56:21.417

50 23Events Racing Ligier JS P325 - Toyota
1.Giovanni MASCHIO LMP3
2.Colin QUEEN

1	1	3:09.368		1:32.499	53.844	43.025	122.7	3:09.368
2	1	2:03.639		38.017	50.223	35.399	184.3	5:13.007
3	1	1:59.719		33.999	51.197	34.523	238.4	7:12.726
4	1	1:50.800		33.316	43.261	34.223	248.8	9:03.526
5	1	2:14.499		37.961	55.828	40.710	172.0	11:18.025
6	1	2:08.779		38.638	56.956	33.185	170.3	13:26.804
7	1	1:44.469		30.821	42.519	31.129	253.5	15:11.273
8	1	1:47.701		30.431	40.688	36.582	259.0	16:58.974
9	1	1:42.473		30.365	41.047	30.761	258.4	18:41.147
10	1	1:48.018		35.265	42.248	30.505	259.0	20:29.165
11	1	1:42.169		30.343	41.027	30.799	258.4	22:11.334
12	1	2:12.216	B	38.015	52.255	41.946	259.6	24:23.550
13	1	3:25.831		2:13.340	41.652	30.839	188.8	27:49.381





Michelin Le Mans Cup
Barcelona Round
Free Practice 2

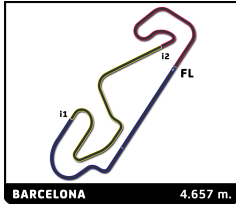
Sector Analysis

Lap under Red Flag Invalidated Lap Personal Best Session Best Crossing the pit lane

Lap	D	Time	Sector 1	Sector 2	Sector 3	T. Spd	Elapsed	Lap	D	Time	Sector 1	Sector 2	Sector 3	T. Spd	Elapsed
51 AF Corse 1.Alessandro COZZI 2.Eliseo DONNO Ferrari 296 GT3 Evo GT3															
14	1	1:54.500	B	30.087	40.738	43.675	260.2	29:43.881							
1	2	2:19.250		56.717	47.662	34.871	134.5	2:19.250							
2	2	1:51.496		33.866	44.320	33.310	228.8	4:10.746							
3	2	1:53.133		33.371	46.357	33.405	218.2	6:03.879							
4	2	2:14.620	B	37.260	50.773	46.587	176.8	8:18.499							
5	2	4:47.800	B	3:16.077	46.697	45.026	169.3	13:06.299							
6	2	4:25.400		3:10.708	42.923	34.769	181.8	17:31.699							
7	2	1:47.809		31.383	43.531	32.895	255.3	19:19.508							
8	2	1:44.582		31.165	42.042	31.375	255.3	21:04.090							
9	2	1:45.576		31.029	42.069	32.478	255.3	22:49.666							
10	2	1:44.893		31.063	42.380	31.450	255.9	24:34.559							
11	2	1:44.670		31.031	41.995	31.644	255.3	26:19.229							
12	2	1:44.607		31.091	42.084	31.432	255.3	28:03.836							
13	2	1:53.320	B	31.296	42.232	39.792	256.5	29:57.156							
14	1	5:13.651		3:57.158	43.938	32.555	180.9	35:10.807							
15	1	1:51.265		32.061	43.311	35.893	253.5	37:02.072							
16	1	3:29.771	B	1:08.407	1:19.689	1:01.675	79.5	40:31.843							
17	1	16:22.984	B	...	1:19.754	1:07.114	175.9	56:54.827							
54 Dinamic GT 1.Reinhold KRAHN 2.Matteo CRESSONI Porsche 911 GT3 (992) EVO GT3															
1	1	3:35.165	B	1:51.382	52.104	51.679	133.7	3:35.165							
2	1	7:49.021	B	6:13.935	49.791	45.295	151.5	11:24.186							
3	1	3:15.095	B	1:43.714	47.844	43.537	176.5	14:39.281							
4	2	3:07.269		1:51.134	43.654	32.481	184.3	17:46.550							
5	2	4:45.266		31.403	42.627	31.236	252.9	19:31.816							
6	2	1:44.371		31.198	42.236	30.937	254.7	21:16.187							
7	2	1:44.194		31.106	41.820	31.268	252.9	23:00.381							
8	2	1:43.972		30.843	42.045	31.084	253.5	24:44.353							
9	2	1:43.629		30.847	41.797	30.985	255.9	26:27.982							
10	2	1:43.807		30.739	42.074	30.994	254.1	28:11.789							
11	2	1:52.185	B	30.992	42.407	38.786	255.3	30:03.974							
12	1	3:31.808		2:04.280	50.685	36.843	139.4	33:35.782							
13	1	4:57.428		34.639	48.278	34.511	248.3	35:33.210							
14	1	2:13.797	B	32.628	44.781	56.388	250.6	37:47.007							
15	1	19:15.964	B	...	1:19.435	1:01.800	115.8	57:02.971							
58 GG Classics 1.Georges NAKAS 2.Fraser ROSS Ligier JS P325 - Toyota LMP3 Pro/Am															
1	2	3:08.137		1:27.595	58.465	42.077	124.0	3:08.137							
2	2	2:14.997		42.005	54.631	38.361	152.8	5:23.134							
3	2	2:06.778		37.601	54.303	34.874	192.5	7:29.912							
4	2	2:00.198		34.541	48.951	36.706	209.7	9:30.110							
5	2	2:09.192	B	37.139	51.131	40.922	202.6	11:39.302							
6	2	3:09.118		1:52.099	43.863	33.156	163.4	14:48.420							
7	2	1:44.242		30.733	42.562	30.947	257.1	16:32.662							
8	2	1:51.214	B	30.310	42.423	38.481	258.4	18:23.876							
9	2	4:49.561		3:24.020	50.475	35.066	115.6	23:13.437							
10	2	2:06.007	B	36.803	48.491	40.713	225.0	25:19.444							
11	2	4:43.391		3:18.759	49.087	35.545	155.4	30:02.835							
62 Bretton Racing 1.Jacek ZIELONKA 2.Léo Sami ROBINSON Ligier JS P325 - Toyota LMP3 Pro/Am															
12	2	1:50.671		33.200	43.798	33.673	236.3	31:53.506							
13	2	1:56.712	B	31.173	45.604	39.935	257.1	33:50.218							
14	1	21:52.099	B	...	1:01.349	50.928	156.3	55:42.317							
1	1	3:38.456	B	1:55.861	54.200	48.395	116.8	3:38.456							
2	1	5:09.798		3:49.363	47.487	32.948	133.8	8:48.254							
3	1	1:47.180		32.169	43.387	31.624	255.3	10:35.434							
4	1	4:45.764		31.314	42.531	34.949	257.8	12:21.198							
5	1	1:44.870		31.323	42.041	31.506	257.8	14:06.068							
6	1	1:48.228		31.353	42.976	33.899	259.0	15:54.296							
7	1	1:45.354		31.620	42.253	31.481	249.4	17:39.650							
8	1	1:45.650		31.670	42.090	31.890	259.6	19:25.300							
9	1	1:45.547		31.286	42.718	31.543	255.3	21:10.847							
10	1	4:44.206		30.787	41.960	34.459	258.4	22:55.053							
11	1	1:44.406		30.731	42.222	31.453	258.4	24:39.459							
12	1	1:50.276	B	30.756	42.088	37.432	257.8	26:29.735							
13	2	3:59.783		2:46.321	42.011	31.451	187.5	30:29.518							
14	2	1:43.342		30.741	41.679	30.922	256.5	32:12.860							
15	2	1:43.626		30.622	41.761	31.243	259.0	33:56.486							
16	2	1:45.418		30.637	43.421	31.360	257.1	35:41.904							
17	2	2:13.193	B	30.961	42.593	59.639	257.1	37:55.097							
66 Rinaldi Racing 1.Steve PARROW 2.Mikkel Gaarde PEDERSEN Ligier JS P325 - Toyota LMP3 Pro/Am															
1	2	3:39.198		2:24.272	43.729	31.197	170.1	3:39.198							
2	2	1:44.882		30.863	42.806	31.213	254.1	5:24.080							
3	2	1:44.510		30.312	43.001	31.197	253.5	7:08.590							
4	2	1:40.600		29.900	40.560	30.140	259.6	8:49.190							
5	2	1:44.528		31.266	42.042	31.220	262.1	10:33.718							
6	2	1:42.660		29.773	41.435	31.452	262.1	12:16.378							
7	2	1:45.801		29.757	40.592	35.452	260.2	14:02.179							
8	2	1:39.931		29.776	40.323	29.832	262.1	15:42.110							
9	2	1:41.125		29.679	40.979	30.467	262.1	17:23.235							
10	2	1:44.293		29.984	40.980	33.329	260.9	19:07.528							
11	2	1:46.072	B	29.830	40.587	35.655	260.9	20:53.600							
12	2	4:19.633		3:08.545	40.942	30.146	183.1	25:13.233							
13	2	1:46.473	B	29.971	40.770	35.732	260.9	26:59.706							
14	2	4:23.759	B	3:07.030	40.857	35.872	183.1	31:23.465							
68 M Racing 1.Haydn CHANCE 2.Nazareno LOPEZ CESAR/ Ligier JS P325 - Toyota LMP3															
1	1	3:47.084	B	1:58.192	55.264	53.628	157.4	3:47.084							
2	1	3:11.999		1:54.543	45.356	32.400	182.7	6:59.083							
3	1	1:45.096		31.299	42.459	31.338	253.5	8:44.179							
4	1	1:44.182		30.888	41.998	31.296	255.9	10:28.361							
5	1	1:45.197		30.554	41.936	32.707	260.2	12:13.558							
6	1	1:43.369		30.525	42.006	30.838	261.5	13:56.927							
7	1	1:43.010		30.321	41.917	30.772	262.1	15:39.937							
8	1	1:54.672	B	30.228	42.982	41.462	262.1	17:34.609							
9	1	5:31.797		4:18.458	42.452	30.887	188.5	23:06.406							
10	1	1:42.750		30.366	41.593	30.791	259.0	24:49.156							



LE MANS CUP



Michelin Le Mans Cup
Barcelona Round
Free Practice 2

Sector Analysis

Lap under Red Flag Invalidated Lap Personal Best Session Best B Crossing the pit lane

Lap	D	Time	Sector 1	Sector 2	Sector 3	T. Spd	Elapsed	Lap	D	Time	Sector 1	Sector 2	Sector 3	T. Spd	Elapsed
11	1	1:42.617	30.238	41.708	30.671	259.6	26:31.773	7	2	1:46.571	31.669	42.732	32.170	254.7	14:50.015
12	1	1:42.543	30.087	41.571	30.885	260.2	28:14.316	8	2	1:47.018	32.057	42.899	32.062	250.6	16:37.033
13	1	1:51.172 B	30.104	41.905	39.163	260.9	30:05.488	9	2	1:54.071 B	31.757	43.443	38.871	260.9	18:31.104
14	2	3:33.294	2:19.589	42.687	31.018	188.8	33:38.782	10	2	5:12.156	3:56.669	43.348	32.139	185.2	23:43.260

70 Team Virage Ligier JS P325 - Toyota LMP3
1. Vic STEVENS
2. Jude PETERS

1	2	2:35.785	1:14.711	47.277	33.797	132.7	2:35.785
2	2	1:55.243	36.193	46.256	32.794	192.5	4:31.028
3	2	4:46.629	31.053	43.643	34.933	254.7	6:17.657
4	2	1:43.948	31.180	41.912	30.856	255.3	8:01.605
5	2	1:44.015	30.526	41.930	31.559	254.7	9:45.620
6	2	1:43.060	30.430	41.754	30.876	255.3	11:28.680
7	2	1:44.090	31.212	41.984	30.894	257.1	13:12.770
8	2	1:41.853	30.287	41.278	30.288	255.9	14:54.623
9	2	1:43.272	30.031	41.444	31.797	258.4	16:37.895
10	2	1:43.575	30.936	41.744	30.895	258.4	18:21.470
11	2	1:42.904	30.580	41.609	30.715	255.3	20:04.374
12	2	1:41.948	30.262	41.131	30.555	255.9	21:46.322
13	2	1:49.298 B	31.278	42.617	35.403	255.3	23:35.620
14	1	4:20.496	3:06.902	42.698	30.896	189.1	27:56.116
15	1	1:43.641	30.753	41.819	31.069	259.6	29:39.757
16	1	1:43.378	30.357	41.578	31.443	254.1	31:23.135
17	1	1:49.710 B	30.707	42.072	36.931	255.9	33:12.845
18	1	22:51.603 B	...	1:03.202	57.607	153.0	56:04.448

71 Rinaldi Racing Ligier JS P325 - Toyota LMP3 Pro/Am
1. Stefan AUST
2. Felipe FERNANDEZ-LASE

1	2	3:08.158	1:38.345	51.029	38.784	115.1	3:08.158
2	2	2:10.086 B	38.544	49.593	41.949	196.0	5:18.244
3	2	3:18.363	2:01.808	44.164	32.391	170.1	8:36.607
4	2	1:44.497	31.139	42.280	31.078	247.1	10:21.104
5	2	1:42.879	30.410	41.112	34.357	251.2	12:03.983
6	2	1:42.213	30.626	40.914	30.676	252.3	13:46.196
7	2	1:41.234	29.917	40.789	30.528	257.8	15:27.430
8	2	1:42.555	30.375	41.179	31.001	257.8	17:09.985
9	2	1:42.019	30.223	41.042	30.754	257.1	18:52.004
10	2	1:50.930 B	30.438	41.830	38.662	257.8	20:42.934
11	2	8:18.795	7:04.294	42.478	32.023	186.5	29:01.729
12	2	1:42.504	30.503	41.081	30.920	251.7	30:44.233
13	2	1:42.781	30.317	41.482	30.982	253.5	32:27.014
14	2	1:42.403	30.195	41.207	31.001	256.5	34:09.417
15	2	1:48.853 B	30.279	41.180	37.394	254.1	35:58.270
16	1	20:04.589 B	...	1:05.772	58.061	186.5	56:02.859

77 SMC Motorsport McLaren 720S GT3 Evo GT3
1. Gonzalo DE ANDRES MAF
2. Jean-Baptiste SIMMENAUI

1	2	3:55.892	2:36.983	45.642	33.267	157.9	3:55.892
2	2	1:51.706	32.800	45.103	33.803	247.7	5:47.598
3	2	1:50.794	33.308	44.964	32.522	226.9	7:38.392
4	2	1:47.234	31.594	43.344	32.296	254.7	9:25.626
5	2	1:50.385	32.929	43.892	33.564	239.5	11:16.011
6	2	1:47.433	32.092	43.246	32.095	247.7	13:03.444

85 R-ace GP Duqueine D09 - Toyota LMP3
1. Daniel FROST
2. Enzo PEUGEOT

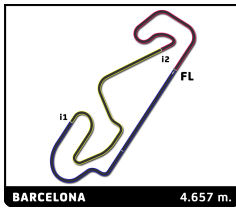
1	1	1:57.018	38.875	45.951	32.192	161.0	1:57.018
2	1	1:44.244	32.063	41.855	30.326	214.3	3:41.262
3	1	1:42.245	30.177	41.524	30.544	255.3	5:23.507
4	1	1:43.716	30.107	43.202	30.407	254.7	7:07.223
5	1	1:41.374	29.914	41.059	30.398	256.5	8:48.594
6	1	1:41.959	30.103	41.133	30.723	261.5	10:30.553
7	1	1:42.148	30.339	41.095	30.714	255.9	12:12.701
8	1	1:40.941	29.998	40.898	30.045	256.5	13:53.642
9	1	1:40.541	29.876	40.791	29.874	257.1	15:34.183
10	1	1:41.089	29.947	40.891	30.251	257.1	17:15.272
11	1	1:41.792	30.164	41.114	30.514	257.8	18:57.064
12	1	1:41.967	30.119	41.013	30.835	256.5	20:39.031
13	1	1:43.473	30.287	42.689	30.497	256.5	22:22.504
14	1	1:43.447	30.174	41.499	31.774	257.1	24:05.951
15	1	1:42.879	30.761	41.685	30.433	257.1	25:48.830
16	1	1:48.811 B	30.365	42.566	35.880	257.8	27:37.641
17	2	4:18.433	3:06.969	41.175	30.289	185.9	31:56.074
18	2	1:43.061	30.149	42.061	30.851	257.1	33:39.135
19	2	1:41.600	30.710	40.982	29.908	257.8	35:20.735
20	2	2:00.407 B	29.848	40.761	49.798	256.5	37:21.142
21	2	18:06.333 B	...	1:02.691	41.710	156.1	55:27.475

86 R-ace GP Duqueine D09 - Toyota LMP3
1. Zack SCOULAR
2. Léna BÜHLER

1	2	2:03.708	45.792	45.694	32.225	174.2	2:03.708
2	2	1:46.843	32.755	42.688	31.400	251.2	3:50.551
3	2	1:43.866	30.872	42.594	30.400	253.5	5:34.417
4	2	1:43.060	30.114	41.663	31.283	257.1	7:17.477
5	2	1:42.407	30.666	41.301	30.440	255.3	8:59.884
6	2	1:42.211	30.366	41.298	30.547	257.1	10:42.095
7	2	1:42.167	30.369	41.210	30.588	256.5	12:24.262
8	2	1:42.618	30.369	41.576	30.673	257.8	14:06.880
9	2	1:46.180	30.746	42.020	33.414	258.4	15:53.060
10	2	1:42.096	30.361	41.189	30.546	255.3	17:35.156
11	2	1:41.678	30.081	41.103	30.494	257.1	19:16.834
12	2	1:42.194	30.280	41.438	30.476	255.9	20:59.028
13	2	1:41.949	30.220	41.192	30.537	255.9	22:40.977
14	2	1:42.026	30.147	41.185	30.694	256.5	24:23.003
15	2	1:50.517 B	30.264	41.252	39.001	255.9	26:13.520



LE MANS CUP



Michelin Le Mans Cup
Barcelona Round
Free Practice 2

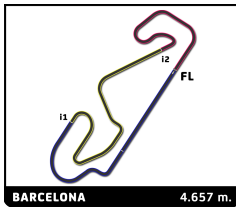
Sector Analysis

Lap under Red Flag Invalidated Lap Personal Best Session Best B Crossing the pit lane

Lap	D	Time	Sector 1	Sector 2	Sector 3	T. Spd	Elapsed	Lap	D	Time	Sector 1	Sector 2	Sector 3	T. Spd	Elapsed
16	1	4:20.307	3:07.678	42.242	30.387	185.2	30:33.827	4	1	1:42.790	31.130	41.229	30.431	257.1	7:17.889
17	1	1:41.603	30.320	40.972	30.311	255.3	32:15.430	5	1	1:42.935	30.849	41.451	30.635	262.1	9:00.824
18	1	1:42.158	30.315	41.103	30.740	256.5	33:57.588	6	1	1:42.134	30.149	41.147	30.838	260.2	10:42.958
19	1	1:43.280	30.428	41.785	31.067	257.1	35:40.868	7	1	1:41.927	30.207	41.224	30.496	259.0	12:24.885
20	1	2:12.122 B	30.490	41.966	59.666	256.5	37:52.990	8	1	1:45.511	31.840	42.070	31.601	260.2	14:10.396
21	1	1:57.940 B	...	1:19.793	1:04.212	157.7	56:50.930	9	1	1:43.640	29.967	40.844	32.829	259.6	15:54.036
87 CLX Motorsport Ligier JS P325 - Toyota 1.Alexander JACOBY LMP3 2.Kevin RABIN								10 1 1:41.932 30.367 41.043 30.552 255.9 17:35.968							
1	1	2:24.748	1:06.521	44.628	33.599	179.4	2:24.748	11	1	1:47.631 B	30.202	41.134	36.295	259.6	19:23.599
2	1	1:44.310	31.600	41.824	30.886	252.9	4:09.058	12	2	4:42.026	3:25.407	44.827	31.792	172.2	24:05.625
3	1	1:41.727	30.403	41.025	30.299	260.2	5:50.785	13	2	1:42.693	30.640	41.532	30.521	254.7	25:48.318
4	1	1:42.308	30.799	41.420	30.089	261.5	7:33.093	14	2	1:43.876	30.438	41.459	31.979	255.9	27:32.194
5	1	1:46.333	30.092	40.764	35.477	264.7	9:19.426	15	2	1:42.020	30.434	41.070	30.516	255.3	29:14.214
6	1	1:42.001	30.072	41.636	30.293	260.9	11:01.427	16	2	1:42.881	30.809	41.408	30.664	257.1	30:57.095
7	1	1:41.148	30.286	40.822	30.040	262.1	12:42.545	17	2	1:42.170	30.576	41.100	30.494	255.9	32:39.265
8	1	1:41.259	29.744	41.397	30.148	261.5	14:23.804	18	2	1:43.007	30.242	41.941	30.824	255.9	34:22.272
9	1	1:40.395	29.780	40.783	29.832	262.1	16:04.199	19	2	1:41.799	30.138	40.945	30.716	255.9	36:04.071
10	1	1:44.072	29.644	41.387	33.041	265.4	17:48.271	20	2	2:37.103 B	30.328	1:08.437	58.338	255.3	38:41.174
11	1	1:49.618 B	31.643	41.662	36.313	259.0	19:37.889	21	2	1:53.734 B	...	1:17.826	1:00.616	148.8	56:34.908
12	2	3:50.262	2:37.486	41.887	30.889	189.1	23:28.151	97 CLX Motorsport Ligier JS P325 - Toyota 1.Cédric OLTRAMARE LMP3 2.David DROUX							
13	2	1:43.977	30.228	42.536	31.213	260.9	25:12.128	1	1	2:34.609	1:16.276	45.726	32.607	159.5	2:34.609
14	2	1:41.937	30.045	41.409	30.483	260.2	26:54.065	2	1	1:44.405	31.826	41.995	30.584	255.3	4:19.014
15	2	1:42.282	30.301	41.597	30.384	262.1	28:36.347	3	1	1:45.253	30.520	43.812	30.921	259.6	6:04.267
16	2	1:41.047	29.752	40.877	30.418	262.8	30:17.394	4	1	1:41.794	30.096	41.366	30.332	259.0	7:46.061
17	2	1:46.439 B	29.998	41.073	35.368	261.5	32:03.833	5	1	1:40.962	30.031	40.756	30.175	260.2	9:27.023
18	2	2:37.395 B	...	1:11.222	57.135	185.6	56:01.228	6	1	1:43.862	31.464	41.381	31.017	261.5	11:10.885
88 AF Corse Ferrari 296 GT3 Evo 1.Rey ACOSTA III GT3 2.Marco Erminio BONANOM								7 1 1:41.052 29.983 40.873 30.196 260.9 12:51.937							
1	2	3:04.833	1:39.692	49.402	35.739	108.3	3:04.833	8	1	1:48.626 B	30.098	41.102	37.426	261.5	14:40.563
2	2	1:53.856	34.510	46.181	33.165	219.1	4:58.689	9	1	4:22.714	3:10.905	41.118	30.694	189.1	19:03.277
3	2	1:52.114	34.334	44.968	32.812	221.8	6:50.803	10	1	1:42.070	30.102	41.314	30.654	260.2	20:45.347
4	2	1:47.376	32.060	43.230	32.086	251.7	8:38.179	11	1	1:43.247	30.361	41.373	31.513	260.2	22:28.594
5	2	1:52.204	31.613	46.554	34.037	252.9	10:30.383	12	1	1:43.351	30.374	42.036	30.941	262.1	24:11.945
6	2	1:48.434	31.692	42.825	33.917	252.9	12:18.817	13	1	1:48.161 B	30.676	41.313	36.172	260.2	26:00.106
7	2	1:45.871	31.337	42.772	31.762	252.9	14:04.688	14	2	4:19.342	3:07.389	41.535	30.448	189.5	30:19.448
8	2	1:56.460 B	31.322	44.325	40.813	253.5	16:01.148	15	2	1:41.612	30.441	40.872	30.299	262.1	32:01.060
9	2	3:43.033	2:26.430	42.882	33.721	181.5	19:44.181	16	2	1:47.212 B	30.243	40.947	36.022	262.8	33:48.272
10	2	1:46.163	31.353	42.784	32.026	251.2	21:30.344	17	2	5:24.372 B	3:06.732	1:17.985	59.655	189.1	39:12.644
11	2	1:54.734 B	31.482	43.059	40.193	252.3	23:25.078	98 Motorsport98 Ligier JS P325 - Toyota 1.Eric DE DONCKER LMP3 Pro/Am 2.Gillian HENRION							
12	1	4:29.855	3:09.361	45.349	35.145	103.4	27:54.933	1	2	3:21.838	2:03.987	45.248	32.603	180.3	3:21.838
13	1	1:50.479	32.710	44.508	33.261	251.2	29:45.412	2	2	1:43.433	30.724	42.559	30.150	254.1	5:05.271
14	1	1:48.728	31.990	43.970	32.768	250.0	31:34.140	3	2	1:43.578	31.326	41.481	30.771	257.1	6:48.849
15	1	1:49.199	32.876	43.685	32.638	251.2	33:23.339	4	2	1:40.339	29.911	40.524	29.904	257.8	8:29.188
16	1	1:49.311	32.511	44.025	32.775	251.7	35:12.650	5	2	1:40.307	29.915	40.469	29.923	259.0	10:09.495
17	1	2:01.522 B	32.099	43.815	45.608	251.7	37:14.172	6	2	1:43.136	29.820	40.672	32.644	259.6	11:52.631
92 Forester Racing by VPS Ligier JS P325 - Toyota 1.Sebastian BACH LMP3 2.Lucas FECURY								7 2 1:40.349 29.865 40.523 29.934 258.4 13:32.950							
1	1	2:04.825	45.446	46.891	32.488	172.8	2:04.825	8	2	1:49.874 B	30.140	41.154	38.580	258.4	15:22.824
2	1	1:47.457	32.564	43.437	31.456	222.2	3:52.282	9	1	5:15.119	3:55.505	47.379	32.235	182.1	20:37.943
3	1	1:42.847	30.462	41.606	30.749	254.7	5:35.099	10	1	1:47.038	31.670	43.314	32.054	255.9	22:24.981
								11 1 1:44.719 30.736 42.514 31.469 255.9 24:09.700							
								12 1 1:47.600 31.028 44.618 31.954 255.9 25:57.300							



LE MANS CUP



Michelin Le Mans Cup
Barcelona Round
Free Practice 2

Sector Analysis

Lap	D	Time	Sector 1	Sector 2	Sector 3	T. Spd	Elapsed	Lap	D	Time	Sector 1	Sector 2	Sector 3	T. Spd	Elapsed
13	1	1:44.095	30.788	42.184	31.123	254.1	27:41.395								
14	1	1:44.024	30.637	41.954	31.433	258.4	29:25.419								
15	1	1:45.516	31.278	42.310	31.928	257.8	31:10.935								
16	1	1:46.049	31.648	42.337	32.064	255.9	32:56.984								
17	1	1:44.094	30.789	41.860	31.445	257.1	34:41.078								
18	1	1:44.615	30.616	41.983	32.016	256.5	36:25.693								
19	1	2:51.284 B	33.783	1:19.566	57.935	254.1	39:16.977								
20	1	17:24.551 B	...	1:20.488	1:02.279	153.4	56:41.528								

99 **More Motorsport** Ligier JS P325 - Toyota LMP3
 1. Max VAN DER SNEL
 2. Tim GERHARDS

1	2	2:52.724	1:30.465	48.785	33.474	121.9	2:52.724
2	2	1:47.227	32.287	43.680	31.260	253.5	4:39.951
3	2	1:44.024	30.511	43.067	30.446	257.1	6:23.975
4	2	1:42.317	29.913	41.020	31.384	259.6	8:06.292
5	2	1:46.933	30.685	43.833	32.415	259.6	9:53.225
6	2	1:40.828	29.912	40.527	30.389	259.0	11:34.053
7	2	1:46.088	30.186	43.233	32.669	260.9	13:20.141
8	2	1:41.053	30.013	40.717	30.323	260.2	15:01.194
9	2	1:50.021 B	30.161	41.252	38.608	261.5	16:51.215
10	1	8:54.160	7:40.707	42.007	31.446	187.5	25:45.375
11	1	1:42.775	30.482	41.344	30.949	255.3	27:28.150
12	1	1:42.647	30.554	41.244	30.849	257.8	29:10.797
13	1	1:41.843	29.997	40.911	30.935	259.6	30:52.640
14	1	1:48.976 B	30.548	42.225	36.203	258.4	32:41.616
15	1	6:50.942 B	4:32.619	1:19.685	58.638	187.8	39:32.558

